

Official COLLEGIATE

# TRACK and FIELD Guide

\$2



1979

Franklin Jacobs  
Fairleigh Dickinson-Teaneck

# 1978-79 National Collegiate Championships

Event	Site	Date
<b>BASEBALL</b>	Omaha, Neb.	June 1-8, 1979
<b>BASKETBALL</b>		
East Regional	Greensboro, N.C.	Mar. 16, 18, 1979
Midwest Regional	Indianapolis, Ind.	Mar. 16, 18, 1979
Midwest Regional	Cincinnati, Ohio	Mar. 15, 17, 1979
West Regional	Provo, Utah	Mar. 15, 17, 1979
Finals	Salt Lake City, Utah	Mar. 24, 26, 1979
<b>FENCING</b>	To be determined	Mar. 22-24, 1979
<b>FOOTBALL (Div. I-AA)</b>	Wichita Falls, Texas	Dec. 16, 1978
<b>GOLF</b>	Winston-Salem, N.C.	May 23-26, 1979
<b>GYMNASTICS</b>	Baton Rouge, La.	April 5-7, 1979
<b>ICE HOCKEY</b>	Detroit, Mich.	Mar. 22-24, 1979
<b>LACROSSE</b>	College Park, Md.	May 26, 1979
<b>SKIING</b>	Steamboat Springs, Colo.	Mar. 7-10, 1979
<b>SOCCER</b>	Tampa, Fla.	Dec. 9-10, 1978
<b>SWIMMING</b>	Cleveland, Ohio	Mar. 22-24, 1979
<b>TENNIS</b>	Athens, Ga.	May 21-28, 1979
<b>TRACK &amp; FIELD</b>		
Cross Country	Madison, Wis.	Nov. 20, 1978
Indoor	Detroit, Mich.	Mar. 9-10, 1979
Outdoor	Champaign, Ill.	May 31-June 2, 1979
<b>VOLLEYBALL</b>	Los Angeles, Calif.	May 4-5, 1979
<b>WATER POLO</b>	Long Beach, Calif.	Nov. 25-26, 1978
<b>WRESTLING</b>	Ames, Iowa	Mar. 8-10, 1979

# THE OFFICIAL


®National Collegiate Athletic Association

# TRACK AND FIELD GUIDE

# 1979

produced and distributed by the

NATIONAL COLLEGIATE ATHLETIC ASSOCIATION



**ON THE COVER:** Fairleigh Dickinson-Teaneck high jumper Franklin Jacobs. Only a junior, the 5-8 jumper has cleared 23¼ inches over his head, which is a world record. One of 11 children in his Paterson, New Jersey, family, he has 28 collegiate titles to his credit, including the NCAA outdoor championships (7-3), a meet record in the indoor championships (7-5) and a world indoor record (later broken) in the Millrose Games (7-7¼). Perhaps the most amazing facet of Jacobs' success story is the fact that he did not compete until his senior year at Paterson Eastside High School. In addition to NCAA crowns, he has set his sights for a gold medal at the 1980 Olympic Games in Moscow. Jacobs is a 3.0 student majoring in business and hopes one day to have his own business.

**PUBLISHED ANNUALLY** by The National Collegiate Athletic Association. J. Neils Thompson, Professor of Civil Engineering, University of Texas, Austin, *President*; Edgar A. Sherman, Chairman, Health and Physical Education and Director of Athletics, Muskingum College, *Secretary-Treasurer*; Walter Byers, *Executive Director*.

**EDITORIAL AND SALES OFFICES:** NCAA Publishing Department, P.O. Box 1906, Shawnee Mission, Kan. 66222 (913-384-3220). Ted C. Tow, *Assistant Executive Director*; Wallace I. Renfro, *Director of Publishing*; Maxine R. Alejos, *Circulation Manager*; Lavonne G. Anderson, *Publishing Production Manager*; Dale M. Meggas, *Research Assistant*; David P. Seifert, *Publications Editor*.


**NCAA EXECUTIVE AND ADMINISTRATIVE OFFICES:** U.S. Highway 50 and Nall Ave., P.O. Box 1906, Shawnee Mission, Kan. 66222 (913-384-3220). Walter Byers, *Executive Director*; Thomas C. Hansen, *Assistant Executive Director*; William B. Hunt, *Assistant Executive Director*; Thomas W. Jernstedt, *Assistant Executive Director*; Louis J. Spry, *Controller*; James H. Wilkinson, *Assistant Executive Director*; S. David Berst, *Director of Enforcement*; Steve Boda, *Associate Director of Statistics*; Michael F. Bowyer, *Administrative Assistant*; David E. Cawood, *Director of Public Relations*; C. Dennis Cryder, *Director of Productions*; James E. Delany, *Enforcement Representative*; David A. Didion, *Enforcement Representative*; Melvin D. Dodd, *Enforcement Representative*; Marjorie Fieber, *Business Manager*; Michael M. Gilleran, *Enforcement Representative*; Richard D. Hunter, *Assistant Director of Events*; Ralph W. McFillen, *Assistant Director of Events*; Hale McMenamin, *Assistant Director of Enforcement*; Michael C. Mesh, *Enforcement Representative*; Jerry A. Miles, *Director of Events*; Robert J. Minnix, *Enforcement Representative*; Stephen R. Morgan, *Executive Assistant*; David Pickle, *Editor, NCAA News*; Dennis L. Poppe, *Assistant Director of Events*; James W. Shaffer, *Assistant Director of Public Relations and Promotion*; Ronald J. Stratten, *Assistant Director of Enforcement*; Jim Van Valkenburg, *Director of Statistics*; Fannie B. Vaughan, *Administrative Assistant*; John T. Waters, *Director of Promotion*; Shirley Whitacre, *Administrative Assistant*; Jules L. Winn, *Administrative Assistant*; James F. Wright, *Administrative Assistant*; Thomas E. Yeager, *Enforcement Representative*.

**ADDRESS ALL CORRESPONDENCE** to the Editorial and Sales offices, including requests for written permission to reprint any material appearing in this book.

COPYRIGHT, 1978, BY THE NATIONAL COLLEGIATE ATHLETIC ASSOCIATION  
PRINTED IN THE UNITED STATES OF AMERICA

## Contents

	<i>page</i>
National Preview-Review <i>by John Conrad</i>	5
National Collegiate Championships <i>by Bob Payne</i>	11
National Division II Championships <i>by Stan Hieronymus</i>	17
National Division III Championships <i>by Larry Edsall</i>	22
1977-78 Best Performances by Collegians <i>compiled by Bob Steiner</i>	29
Collegiate Championship Meet Results	32
National Collegiate Indoor Championships <i>by John Stewart</i>	54
1978 Indoor Meets	57
1977 Cross Country Championships	67
Records Section	69
Junior College Section	77
High School Section	79
Championship Administrative Procedures	81
OFFICIAL RULES SECTION	
<i>[back section, numbered from TF-1]</i>	
NCAA Track and Field Committee	TF-2
Foreword	TF-3
Rules Changes for 1979	TF-4
Official NCAA Track and Field Rules	TF-5
Index to Rules	TF-88



**FAMILIAR SIGHT?** Texas-El Paso's James Munyala, three-time NCAA steeplechase champion, is used to winning, but not in the mile relay. Called on to anchor the event in the Arizona-Miners dual meet, he edged Ron Kennedy to clinch an 81-72 UTEP victory.

## Cougars Aim For The Championship With The Washington State Wonder

By **JOHN CONRAD**  
Sports Writer, Eugene Register-Guard

The 1978 track season began with the first 5,000-meter world record ever set in April and the first record of any kind in a collegiate dual competition in 11 years, as Washington State's Henry Rono got off to an eye-popping start with his 13:08.4 against California in Berkeley.

But it turned out that, like the season, Rono was just coming into bloom. A month later he broke the world steeplechase record with 8:05.4, becoming the first man in history to hold both the 5,000 and steeplechase records. And following the collegiate season, he brought down two more world marks with 27:22.5 in the 10,000 and 7:32.1 in the 3,000 meters.

**WHEN IT WAS OVER**, Rono had overshadowed everyone and everything. Track experts were left to debate whether the Kenyan star was the best ever and what he might offer for an encore in 1979.

Washington State coach John Chaplin is making his thoughts on that subject known early. After threatening to triple Rono in the 5,000, 10,000 and steeplechase in the NCAA Track and Field Championships last year, Chaplin is promising to do exactly that this spring when the 1979 championships unfold at Illinois.

"I told Henry long before anyone else even considered it that he could run under 8:00, 13:00 and 27:00," Chaplin said. "He doesn't think the records he's run so far reflect his potential, and neither do I.

"I want him to try the NCAA triple. It's not an Olympic year or a Commonwealth year...I want it to be my year. I want everyone to know and fear it."

Chaplin's strategy will be debated but not his goal. Washington State was deprived of a run at the NCAA title last year by illness and injuries; but given good fortune in those areas, the Cougars will be very tough to beat at nationals.

Chances are that the battle will be between the Cougars and the top four from 1978—defending champion Southern California, UCLA, Texas-El Paso and Oregon.

**OTHERS** such as Washington, Villanova, Auburn, Arizona State, Maryland and Brigham Young have enough big point potential to battle for the top ten but not enough to make a run for the top.

There will be no fewer than 10 defending cham-

*John Conrad has been covering track and field events at the University of Oregon, his alma mater, since 1974.*



*The 1967 graduate played baseball while he was in school there and has since begun covering several other collegiate sports.*

*Conrad joined the staff of the Register-Guard in Eugene in 1969. Since that time, his duties have grown to include covering such things as football at Oregon State and golf, including the NCAA championships. Last fall he covered the cross country meet in Spokane.*

*Conrad also had the good fortune to draw the assignment of covering the Olympic games in Montreal.*

pions in the NCAA field this spring, and all the contenders are represented. Washington State has Rono in the steeplechase, USC has Billy Mullins in the 400, UCLA has Dave Laut in the shot put and Greg Foster in the high hurdles, Texas-El Paso has Peter Lemashon in the 800 and Mike Musyoki in the 10,000 and Oregon has Rudy Chapa in the 5,000.

Not to be overlooked are hammer thrower Scott Neilson of Washington, after his fourth title; Fairleigh Dickinson high jumper Franklin Jacobs; 1977 champ Kyle Arney of Arizona State, and Auburn intermediate hurdler James Walker.

**IN THE SPRINTS**, 1977 champs Harvey Glance of Auburn in the 100 and William Snoddy of Oklahoma in the 200 won't have Southern California's Clancy Edwards to contend with. Samson Kimombwa of Washington State hopes to regain his 10,000 title. Larry Doubley of USC is back in the long jump, and Tito Steiner of Brigham Young hopes to regain his decathlon crown.

Washington State's hopes center on Rono, but they don't end there. Kimombwa and Joel Cheruiyot figure in the distances. If Ian Campbell returns to school, he will be a potential triple jump winner at 55-8 $\frac{1}{4}$ ; and Paul Buxton could be second in the hammer throw.

Gene Lorenzen (259-7) should score in the javelin; and Chaplin has hope for Gerald Pawrodikromo (1:47.5) in the 800, Brian Worden (17-3 $\frac{1}{4}$ ) in the pole vault, Jim Jesernig (198-1) in the hammer and possibly some sprint points.

**USC IS STRONG**, as always, in the sprints. It has Kevin Williams (10.34), Joel Andrews (10.22), James Sanford (20.24) and Mullins (45.03) to go with awesome relays. Doubley won the '77 long jump with a 26-11 $\frac{1}{4}$  leap, and David Omwansa (3:39.5) is a potential scorer in the 1,500. The Trojans hope for points out of newcomer Ken Hayes (26-2 $\frac{3}{4}$ ) in the long jump.

UCLA coach Jim Bush is burning for the title this year, believing a questionable relay disqualification deprived the Bruins of winning in Eugene.

Veteran Charles Brown and freshman Anthony Curran give UCLA two 17-foot vaulters, while Dwayne Joseph placed in the high jump last year (7-2). Donn Thompson figures in the 400 (45.65) this season after concentrating on the relay in '78. The Bruins landed junior college discus thrower Marcus Gordien (202-3) and boast others, including Conrad Suhr and Larry Goldston.

Texas-El Paso has big point potential in discus thrower Svein Walvik (204-9), shot putter Hans Almstrom (65-8), hammer thrower Thommie Sjöholm (216-7) and distance runner Rodolfo Gomez. The Miners also have landed prizes in 56-5 triple jumper Keith Connor and 220-foot hammer thrower Richard Olsen.

**OREGON, FOURTH** at home last year after a 5,000 win from Chapa and a surprising second in the pole vault from Tom Hintnaus, gets a boost from Ray Burton, third in the discus in 1977. Shot putter Jeff Stover (64-9 $\frac{1}{2}$ ), point winners Don Clary in the steeple and John McArdle in the hammer, distance runner Alberto Salazar and talented sprinter Don Coleman give the Ducks hope.

Six of the top ten teams could come from the expanded Pacific-10 Conference. Washington will make noise; it has potential winners in pole vaulter Steve Oravetz (17-8 $\frac{1}{2}$ ), javelin thrower Tom Sinclair (259-0) and Neilson (238-7). Arizona State has high jumper Arney (7-6) back and Tony Darden (45.60) in the quarter, long jumper Dannie Jackson, high hurdler Kerry Bethel and the relays.

Villanova doesn't get the distance notice that traditionally strong Oregon has enjoyed for years. But the Wildcats' record at 1,500 is much better and will improve this year, with potential winners in Sydney Maree (3:38.9) and Don Paige (3:38.7). Anthony Tufariello was third in the 800 last year; triple jumper Nate Cooper, quarter-miler Tim Dale and 1,500 man Dean Childs boast point potential. And Villanova has three-quarters of its championship mile-relay team returning.

Auburn's Glance is a factor in both the 100 (10.11) and the 200 (20.47). Walker is a favorite in the intermediates, while Tony Easley figures in the sprints and John Tuttle in the 1,500. Auburn will be heard from in the sprint relay.

Maryland has a prize in high hurdler Renaldo Nehemiah. He finished second as a freshman but forced UCLA's Foster to run an American record to win, and he came within a hundredth of a second of that this summer (13.23). The Terps have long jumper Bob Calhoun, point potential in the short relay, Greg Robertson in the highs, Ian Pyka in the shot put and Dennis Ivory in the long jump.

Brigham Young could get additional points in the decathlon from Dennis Miller. Kim Nielson should place in the high jump, as he did last year (7-4). Luis Hernandez is a talented distance runner, Tapio Kuusela will be a factor in the hammer and Jari Keihas could be heard from in the javelin throw.

#### SCANNING THE FIELD BY EVENT:

**100 METERS**—Glance is the favorite; but Curtis Dickey of Texas A&M equaled Glance's 10.11, finished ahead of him last year and will run fewer events this year. Michael Kee of Southern Illinois placed last year and has a 10.26. Dwayne Strozier of Arizona has a 10.27, Johnny Jones of Texas 10.23, Andrews of Southern Cal 10.22 and Andrew Banks of Oregon 10.22. Coleman of Oregon has a 10.11, and Mel Lattany of Georgia has a 10.09.

Among those with sub-10.4s are Mike Roberson of Florida State, Willie Turner of Louisiana State, Jesse Williams of Richmond, Carlton Derrett of Rice, Easley of Auburn and Williams of Southern Cal. If sensational Houston McTear surfaces at a four year school, Long Beach State is the best bet.

**200 METERS**—Snoddy of Oklahoma, winner in 1977 and second last year, is the favorite with a 20.28. Sanford of USC will be formidable, and Glance is in the picture. Strozier of Arizona has a 20.43, Larry Myricks of Mississippi College a 20.44 and Darden of Arizona State 20.48. Other strong candidates include Jones of Texas, '78 plater Calvin Alston of East Carolina, LaMonte King of California-Irvine, Gerald Burl of Arizona State, ReVey Scott of Louisiana State, Roberson of Florida State, Carl Francis of Cornell and Georges Kablan of Washington State.

**400 METERS**—Mullins leads the field with 45.03. The closest time is the 45.23 by Kasheef Hassan of Oregon State. But the chief threats must include Darden of Arizona State (45.60), Thompson of UCLA (45.65), '78 plater Joseph Coombs of Alabama (45.70), Glen Cohen of Boston (45.49), Dale of Villanova (45.64), Dele Udo of Missouri, Walter McCoy of Florida State, Hamil Grimes of Kentucky State, Leslie Kerr of Texas A&M and Mullins' USC teammate Sanford.

**800 METERS**—Lemashon of Texas-El Paso won't surprise anyone this year as he did last year. The closest mark to his 1:45.5 is the 1:45.9 by Southern Cal's Omwansa. Tufariello of Villanova will be a factor at 1:46.4, while Sam Summer-ville of Manhattan has run 1:46.5, Sam Kipkurgat of New Mexico 1:46.7, Evans White of Prairie View A&M 1:46.4 and David Korir of Iowa State 1:46.9. Others are Suhr of UCLA, Scott Clark of Missouri, Jay Miranda of Notre Dame, Dan Futrell of Northeast Missouri State and Pawrodikromo of Washington State.

**1,500 METERS**—Paige and Maree of Villanova are the only returnees with sub-3:39s. Chapa has a 3:39 and could become a threat. Omwansa will be tough if he doesn't choose the 800. Otherwise, Dan Aldridge of Cal. Poly-San Luis Obispo, Andy Clifford of California, Bruce Nelson of Oregon and Childs of Villanova look the strongest, with Tuttle of Auburn, Peter Favell of Washington, Todd Harbour of Baylor and Bruce Greene of Oregon worthy of mention.

**STEEPLECHASE**—Whether Rono can triple remains to be seen. But the steeple comes first, and there seems little way he can lose. Hillary Tuwei of Richmond (8:30.5) and Clary of Oregon (8:33.4) placed last year and return, while

Harrison Koroso of New Mexico has 8:33.2, Bruce Bickford of Northeastern 8:33.6 and Mickey Morris of Utah 8:35.8. Sam James of Tennessee and Randy Jackson of Wisconsin are sub-8:37s, while Larry Hurst of Oregon is a possibility if he recovers from an injury. Others are Childs of Villanova, Jeff Zylstra of Western Michigan, Gordon Weaver of Minnesota and Gary Gustafson of Washington.

**5,000 METERS**—Chapa of Oregon did not seem pushed to the limit in running 13:25.6 last year. And who knows what Rono might do if he is in the last of three? Gerard Deegan of Providence was second to Chapa last year and has a 13:35.9, while Kimombwa of Washington State must be respected. Gomez of Texas-El Paso has 13:27.5, while Mike Novelli of Rice has run 13:36.9. Cheruiyot of Washington State and Salazar of Oregon are sub-13:38s; but both may be looking at 10,000, along with Musyoki. Others are Al Scharso of Penn State, Thom Hunt of Arizona, Joseph Nzau of Wyoming, Bill McChesney of Oregon, Benton Hart of Brigham Young and Louis Kenny of East Tennessee.

**10,000 METERS**—Even after two prelims the day before, Rono would remain a strong favorite over defending champ Musyoki, teammates Kimombwa and Cheruiyot, Pat Davey of Tennessee and Salazar. Hernandez of Brigham Young with 28:18.2 could be strong, while Gomez has 28:10.6 if he wants the 10,000. Others are Nzau of Wyoming, Roy Kissin of Stanford, George Watts of Tennessee, Mark Nenow of Kentucky, Jim Stintzi of Wisconsin and Simon Kilili of Wyoming.

**HIGH HURDLES**—Foster of UCLA set an American record by beating Nehemiah of Maryland in the championship, but Nehemiah beat Foster at the AAU meet. Dedy Cooper of San Jose State is 13.43 and should rebound after failing to place a year ago. Bethel, third at the AAU meet, has taken his 13.54 to Arizona State, while Donny Taylor of Arkansas State placed last year with 13.66.

Dan Lavitt of Missouri has 13.77; and Garnet Edwards of West Virginia was seventh last year with only 14.0. Walker of Auburn has 13.67 but probably will concentrate on winning the intermediates at the big meet. Others are Steve Darcus of Tennessee, Anthony Coleman of Kansas, Fatwell Kimaiyo of New Mexico, Robertson of Maryland, Dave Still of Arizona, Sam Turner of Los Angeles State, Kim Kelley of Oklahoma State and Joe Siai Siai of Cal. Poly-SLO.

**INTERMEDIATE HURDLES**—Walker will be one of the most clear-cut favorites in the field after dominating the NCAA and AAU meets with 48.91. The battle for second should be close among Turner of Los Angeles State (49.44), Bart Williams of Cal. Poly-SLO (49.64), Kimaiyo of New Mexico (49.48), Dennis Otono of Mississippi State (49.62) and Gregg Byram of Oklahoma (49.85).

**HIGH JUMP**—Jacobs of Fairleigh Dickinson, an easy first in the NCAA, is favored with his 7-7½ indoors but will be pressed. Arney is back in the good graces academically, Nat Page of Missouri (7-4½) is back from redshirting and outstanding freshman Gail Olson (7-5) will be competing on home surface at Illinois. Mike Winsor of Central Michigan (7-5) hopes to avoid injuries before the big meet.

**POLE VAULT**—Last year, everybody competed for second while UCLA's Mike Tully had first to himself. Hintnaus got it on home turf at Oregon with 17-4. He will be tough at Illinois, where he was seventh as a freshman; but Oravetz of Washington will be the favorite, off 17-8½ and fifth in the AAU.

The competition should be extremely close, however, as Brown of UCLA has 17-6 and Bruin rookie Curran and Greg Woepse of San Jose State have 17-4½. The 17-4s include Andy Pintus of Arkansas State and Brett Dames of Houston. Others are Worden of Washington State, Tim Johnson and Gary Hunter of Southern Illinois, Randy Hall of Texas A&M and Scott Fisher of Oregon State.

**LONG JUMP**—King of California-Irvine remains the favorite with 26-10¼; but

he may be challenged by Doubley of South Carolina, who had 26-11¼ for the title in '77. Calhoun of Maryland (26-1) and Myricks of Mississippi College (26-6¼) both placed last year. Jackson of Arizona State, a 26-footer, placed at both the NCAA and AAU meets. The other 26-footers are Ivory and Hayes.

The list goes on and on, including Don Duvall of Wichita State, Joe Neal of Florida, Eugene McCain of Louisiana State, Darrin Nelson of Stanford, Stan Holmes of Tennessee, Harold Perry of Southern Methodist, Richard Rock of Southern Illinois, Derek Laing of Purdue and Rice of Western Illinois.

**TRIPLE JUMP**—Campbell of Washington State (55-8¼) has the better part of a foot on the returnees, but Connor of Texas-El Paso is almost a foot past that. Robert Cannon of Indiana (54-11½) was third a year ago, while Cooper of Villanova (54-5½) and Maxwell Peters of Alabama (54-1¼) also placed.

Ivory of Maryland (53-10¼) was the top collegian at the AAU. Mike Marlow of California, Jerome Hutchins and Steve Hanna of Texas-El Paso, Ajayi Agbebaku of Missouri and Paul Jordan of Tennessee are 54-footers.

**SHOT PUT**—Laut of UCLA not only has the top mark (66-1¼) but also is a tough competitor, first in the NCAA and fourth in the AAU. Bob Feuerbach of San Jose State (64-0¼) came on strong in both the NCAA and AAU, and Stover of Oregon (64-9¼) also is a threat. Almstrom of Texas-El Paso has 65-8, while Steve Summers of Washington has 64-1.

Pyka of Maryland (62-6¼) leads the rest of the field, including John Marks of Southern Illinois, Jeff Braun of Wisconsin, Dock Luckie of Florida, Vince Goldsmith of Oregon, John McKenzie of USC and Tony Harlin of Manhattan.


**DISCUS**—Walvik of Texas-El Paso (204-9) must be considered after his second of a year ago and Burton of Oregon (204-2) after his third at Illinois. UCLA's Gordien moves among the leaders at 202-3, while Mark Baughman of Houston is at 199-0. Others are Luckie, Rob Gray of Southern Methodist, Lee Kunz of Nebraska, Greg Martin of Alabama, Mark Chew of Houston, Dave Fuller of Long Beach State, Brent Geringer of Northern Iowa and Tim Fox of Oregon State.

**HAMMER**—The only thing that seems to stand in the way of Washington's Neilson is injury; all six of his throws last year were more than 230. Buxton of Washington State returns with a 227-6, but he's coming off an injury. Texas-El Paso will be heard from with Olsen and Sjoehold (216-7).

Greg Farmer of New Mexico (205-8) and McArdle of Oregon (205-1 and fourth last year) are the best of the rest, along with redshirt Manny Silverio of Manhattan (206-10). Others are Ken Jansson of Dartmouth, Tim Bruno of Brown, Fuller of Long Beach State, Ed Kania of Dartmouth, Marc Linscheid of Lowell, Jesernig of Washington State and Tom Lenz of Harvard.

**JAVELIN**—Frank Perbeck of Kansas State has a 262-3, while Frank Lyons of Texas has a 261-8. They are followed by Lorenzen of Washington State at 259-7, Sinclair of Washington at 259-0, Ron Parisi of Western Michigan at 258-8 and Steve Kreider of Army at 258-1. Then things drop off to Wayne Guy of California, Keihas of Brigham Young, Dennis Worley of Fresno State, Tom Heieren and Bob Moulder of Baylor, Mike Juskus of Glassboro State, Joe Bramlage of Kansas State and Mike Hartle of Clemson.

**DECATHLON**—Steiner of Brigham Young is the heavy favorite with a hand-timed 8,026. Place winner Bengt Larsson of Oregon State is next with 7,637, while Steve Jacobs of Arizona follows with 7,528. Miller of Brigham Young and Joel Johnson of Oregon State are 7,400-plus. Other threats are Tom Harris of California-Santa Barbara, Jeff Swanger of Weber State, Devon Wheeler of UCLA, Tom Delmoro of Mount St. Mary's, Gary Bastien of Eastern Michigan, Joe Schneider of St. John's and Vin Reilly of Florida.



**EYES FRONT**—Washington hammer thrower Scott Nielsen keeps his eyes on target—a 237-5 throw in the NCAA championships in Eugene, Oregon. Not only did the effort win the event for him, but he also broke a six-year-old meet record.

## Champion USC Shares The Spotlight With Many Sparkling Performances

By **BOB PAYNE**

*Executive Sports Editor, The (Spokane) Spokesman-Review*

As always, the Division I championship meet was one of superlatives.

But surprisingly, one of the brightest stars was one whose gold medal and two meet records were modest accomplishments compared to the rest of his career.

It wouldn't be accurate to say that Henry Rono eventually was overshadowed in the 57th NCAA Track and Field Championships, or that the meet was one of his lesser performances. But the magnificent Washington State sophomore didn't break any world records, which set the NCAA meet apart from at least four others. And with the other Cougars in various states of disrepair, he didn't seriously affect the team race, even passively.

**BUT ALMOST FROM THE MOMENT** he stepped onto the track for the steeplechase heats early Thursday afternoon until the curtain came down on Southern California's 27th championship two days later, Rono captured the attention and imagination of the fans like no one ever had before.

In light of the other heroes and feats, that's phenomenal in itself.

For examples: Clancy Edwards ran nine sprints in three days and led USC to the team championship, wresting the most outstanding athlete award from Rono.

UCLA's Greg Foster and Maryland's Renaldo Nehemiah hooked up for the first installment of what may become history's greatest high hurdles rivalry.

Southern Illinois-Carbondale's Bob Roggy gave what might have been the finest exhibition of collegiate javelin throwing ever seen.

Washington's Scott Neilson threw the collegiate hammer record even farther into the distance for his third consecutive title.

Oregon sophomore Rudy Chapa, benefiting from Rono's scratch, brought the home-town crowd to a frenzy as he ran off with the climactic 5,000 meters the last day of the meet.

So how did Rono manage to dominate trackside conversation? Well, a lot of it was imagination and anticipation; and it started long before the meet did.

**WASHINGTON** State coach John Chaplin entered Rono in an unprecedented distance triple—five races in three days, with steeplechase and 5,000 heats on Thursday, the 10,000 final on Friday and steeplechase and 5,000 finals on Saturday.

*Bob Payne has been covering track for The Spokesman-Review since 1963, about the time Gerry Lindgren was creating interest in the sport around Spokane.*



*The 1960 Stanford graduate has been to 14 of the past 15 NCAA meets, in addition to various Olympic trials, AAU meets and the Montreal games.*

*Payne witnessed his first world record while he was a student at Stanford—Bob Gutowski's pole vault in 1957.*

*During cross country season, the guide's Division I author takes time out to cover college football. He has been executive sports editor of The Spokesman-Review since 1975.*

But at the same time, Chaplin pointed out—largely to deaf ears—that (1) Rono could scratch from the 10,000 since it was a race without preliminaries, and (2) he could scratch from his last race as well.

Those who listened scurried to the rulebooks and found that Chaplin was right. "All this commits him (Rono) to is the Thursday heats," he said. "We're not in the team race—it will be up to Henry."

So amid a bit of confusion, stories about who made what decision and why and a general misunderstanding of the Chaplin-Rono relationship, Rono went out to fulfill his commitment in the Thursday heats. And fulfill it he did.

**IN THE STEEPLECHASE**, he charged from the pack on the third lap and didn't slack all the way to the finish. Although his qualifying for the final was immediately a foregone conclusion, Rono just kept pouring it on to finish in 8:18.6—equal to the fastest Olympic heat ever, three seconds faster than any other collegian had ever run it and six seconds under the NCAA meet record.

It was all the more amazing because he had to run the 5,000 just four hours later. After a 65-second first lap, he ran 61 and then 59. The first mile was 4:08; the crowd was agog, and it was even more so later as he turned it into a virtual interval workout, sprinting the home stretches and easing the back stretches. He finished in 13:21.8, less than two seconds off the Olympic record but well outside his own world mark of 13:08.4.

Imaginations were running rampant then, but for the most part fans had to be satisfied with that surreal Thursday.

**ON FRIDAY, RONO** did indeed scratch from the 10,000 as Texas-El Paso's Mike Musyoki pulled out the victory.

But on Saturday, Rono burst from the pack in the steeplechase final after one mile and went on to win in 8:12.4, the second fastest collegiate time ever behind his world record of 8:05.4. He left three-time defending champion James Munyala of Texas-El Paso an astonishing 11.6 seconds behind. He then scratched in the 5,000 with a bruised foot, leaving the wildly cheered Chapa to win impressively in 13:35.3. That time was still 14 seconds slower than Rono's heat.

That's why one gold medal and two meet records seemed like modest accomplishments compared to the year's four world records and double victories in the Commonwealth and African games. But the crowds didn't feel cheated, as Rono underwrote a brilliant meet.

The other guys, you see, weren't exactly slacking. Even Chaplin didn't argue with Edwards' postmeet honor. "Clancy definitely earned it, although maybe I'd call him the 'most valuable' and Henry the 'most outstanding,'" he said.

Edwards, the World Cup 200 champ, never expected to have it easy. The NCAA sprint field included two-time 100 champion Harvey Gance of Auburn; his fellow Olympic relay gold medalist, Johnny Jones of Texas, and defending 200 champion William Snoddy of Oklahoma. But Clancy got there first every time but once (the 200 first round), including the 400 relay, where he ran third.

**HIS 100s WERE** scintillating. From admittedly wretched starts, he powered the last 60 meters to bury everybody but never so dramatically as in the semifinals. There, he was last by two meters at the halfway point but won it in 10.25. In the finals against Gance, Jones, Texas A&M's strapping Curtis Dickey and Southern Illinois' Mike Kee, that wasn't going to do.

As it turned out, Edwards got a fair start. Gance was well out, but Dickey caught him at 40 meters. At 60, Edwards rolled past and held them off to the tape, finishing in a lifetime best 10.07 to Dickey's 10.11 and Gance's 10.19. Nothing remarkable, said Clancy. "That's the way I always run the 100—last out of the blocks, first at the finish," he said.

On Saturday, Trojans Kevin Williams, Billy Mullins, Edwards and James Sanford easily handled Auburn in the 400-meter relay at 39.31. Mullins, a sophomore who was USC's biggest find of 1978, then chested out Auburn's Willie Smith in a sensational 400, although both were timed in 45.33. And then Edwards buzzed 20.16 to easily win the 200, followed by Snoddy, Sanford and Gance.

Trojan Rich Graybehl, providing a cushion, was second to Auburn's James

Walker, who was 48.92 in the intermediate hurdles. USC had scored 51 of its 59 points in the dashes. It was fourth in the mile relay, won by Villanova; and Williams was sixth in the 100. Texas-El Paso and UCLA had 50 points each in second.

UCLA's hopes died with a disqualification in the mile-relay semifinals, to the displeasure of coach Jim Bush. But the Bruins made other noise. Mike Tully won the pole vault at 18-1 $\frac{3}{4}$ , a meet record; and Dave Laut scored a 66-1 $\frac{3}{4}$  upset in the shot put. Foster won the high hurdles in an American record, 13.22.

Foster's victory was remarkable for a number of reasons, he said, including "the number of hurdles I hit," a trick knee that gave out just before the finish and the presence of the brilliant Nehemiah of Maryland.

All but forgotten in the high hurdles was the Bruins' own two-time champion, Olympian James Owens, who recovered from an injury to hold up nicely through three rounds and place third. Owens led from the blocks, as usual; Nehemiah took over halfway through, and Foster caught Nehemiah at the eighth hurdle.

Texas-El Paso's biggest moments were provided by the newcomers from Kenya. Musyoki's 60-flat in the last lap won the 10,000 from Providence Irishman John Treacy in 28:30.91. Peter Lemashon scored a mild upset in the 800, beating Oklahoma's big kicker, Randy Wilson, in 1:45.7. Villanova's Mark Belger, unbeatable indoors, faded to last.

Another Providence Irishman, Gerard Deegan, was second to Chapa in the 5,000. Washington State's Samson Kimombwa, out of form all year, was fourth in the 10,000 despite a mid-race fall that eliminated teammate Joel Cheruiyot. Kimombwa rallied for third in the 5,000 as teammate and two-time



**CLASSY CLANCY**—Southern California's premier sprinter Clancy Edwards almost ran off with the NCAA championships singlehandedly. He set records in both the 100- and 200-meter dashes and ran in the 400-meter relay to help the Trojans win the team title.



champ Joshua Kimeto took fourth.

California-Irvine's Steve Scott won a super 1,500 from the front, forced by Oregon's Matt Centrowitz to a 1:58.9 pace before East Tennessee's Ray Flynn and Wisconsin's Steve Lacy pressed him to 3:37.6—equal to about a 3:54.6 mile.

The field events were uniformly outstanding, producing great marks, great competition or both. Only Franklin Jacobs, the Fairleigh Dickinson phenomenon, seemed disappointed with "only" 7-3 in the high jump.

Roggy dominated the javelin throw in the qualifying round, launching 271-5, 276-6 and a meet record 293-0. In the finals he threw 276-6 and 283-9 before finally returning to earth. "The crowd is amazing—they know a good throw when they see it," said Roggy, who also admitted the cheering "got me a little too excited" and hurt his technique in the finals.

In the hammer throw, Washington's Neilson threw 237-5 in the finals to improve his qualifying-round meet record of 236-9. He won by almost 26 feet.

The long jump was phenomenal. Stanford's James Lofton, in his final meet before becoming a pro football player, lived up to his clutch-jumping reputation with 26-11¼ to beat the 26-5 of California-Irvine's LaMonte King, Maryland's Bob Calhoun and Mississippi College Olympian Larry Myricks.

The field also was outstanding in the triple jump; but San Jose State's Ron Livers dominated, winning by more than a foot with a meet record 56-3¼. Four of his six jumps were better than Willie Banks' second-place 55-3 for UCLA.

The discus was a brilliant confrontation between rivals. Brigham Young's Keneth Gardenkrans from Sweden pulled out a personal-best 210-0 on his fifth throw to dethrone Texas-El Paso's Svein Walvik from Norway (204-9).

And for drama, it was hard to top the decathlon. Because of too-tight scheduling and a faulty pit, the pole vault lasted five hours and ended at almost midnight Friday by the light of the electric scoreboard and cars pulled to trackside. California-Irvine's Mauricio Bardales threw the javelin 233-11 in the dark and won with 8,007 points over Mississippi State's Lee Palles and defending champion Tito Steiner of Brigham Young.

#### TEAM SCORES

Southern Cal (SC) . . . . .59	Arkansas St. (ArkS) . . . . .10	Howard (How) . . . . . 2
Texas-El Paso (TEP) . . . . .50	Fair. Dickinson (FD) . . . . .10	Long Beach St. (LBS) . . . . . 2
UCLA . . . . .50	Stanford (Sta) . . . . .10	North Carolina (NC) . . . . . 2
Oregon (Or) . . . . .40	Florida St. (FIS) . . . . . 9	Northeastern (Northe) . . . . . 2
Auburn (Au) . . . . .36	Central Mich. (CM) . . . . . 8	Oregon St. (OrS) . . . . . 2
Cal.-Irvine (CI) . . . . .28	Clemson (Cl) . . . . . 8	Western Ky. (WK) . . . . . 2
Brigham Young (BY) . . . . .27	East Tenn. St. (ETS) . . . . . 8	Wyoming (Wy) . . . . . 2
Villanova (V) . . . . .26	Mississippi St. (MisS) . . . . . 8	Arizona (Ari) . . . . . 1
Maryland (Md) . . . . .25	Texas A&M (TAM) . . . . . 8	Baylor (Bay) . . . . . 1
Washington St. (WaS) . . . . .25	Indiana (In) . . . . . 6	Boston (BU) . . . . . 1
Oklahoma (Ok) . . . . .22	Wisconsin (Wis) . . . . . 6	East Carolina (EC) . . . . . 1
Washington (Wa) . . . . .21	Florida (Fl) . . . . . 5	Iowa State (IoS) . . . . . 1
Alabama (Al) . . . . .18	Manhattan (Man) . . . . . 4	Missouri (Mis) . . . . . 1
Kansas (K) . . . . .16	Michigan (Mic) . . . . . 4	Pennsylvania (Pen) . . . . . 1
Providence (Pro) . . . . .16	New Mexico (NM) . . . . . 4	Rice (Rice) . . . . . 1
SIU-Carbonade (SIUC) . . . . .16	Richmond (Ri) . . . . . 4	Western Mich. (WM) . . . . . 1
San Jose St. (SJS) . . . . .14	Arizona St. (AriS) . . . . . 2	Wichita State (WicS) . . . . . 1
Tennessee (Ten) . . . . .14	Dartmouth (Dar) . . . . . 2	

*Nonscoring teams with competitors in finals*—Aquinas (Aq), Army (Army), Brown (Br), Bucknell (Bu), California (Cal), Cal. Poly-SLO (SLO), Colorado (Col), Drake (Dr), Eastern Illinois (Ei), Fisk (Fisk), Fitchburg State (FIS), Georgia (G), Georgia Tech (GT), Harvard (Har), Hayward State (HS), Houston (Hou), Illinois (Ill), Iowa (Io), Kentucky (Ky), Memphis State (MeS), Minnesota (Minn), Miami (Mia), Mississippi College (MC), Nevada (Nev), Penn State (PeS), Pittsburgh (Pitt), Prairie View A&M (PV), Princeton (Pri), Purdue (Pu), Seton Hall (SH), South Carolina (SCar), West Virginia (WV).

#### 100-METER DASH

**FINAL**—1. Edwards (SC) 10.07, 2. Dickey (TAM) 10.11, 3. Gance (Au) 10.19, 4. Kee (SIUC) 10.35, 5. Forbes (FIS) 10.36, 6. Williams (SC) 10.38; **nonscoring finalists**—Moore (AriS) 10.43, Deal (TEP) 10.73.

#### 200-METER DASH

**FINAL**—1. Edwards (SC) 20.16, 2. Snoddy (Ok) 20.28, 3. Sanford (SC) 20.45, 4. Gance (Au) 20.69, 5. Wiley (K) 20.70, 6. Alston (EC) 20.76; **nonscoring finalists**—King (CI) 21.02.

#### 400-METER DASH

**FINAL**—1. Mullins (SC) 45.33, 2. Smith (Au) 45.33, 3. Coombs (Al) 45.98, 3. Gatson (Al) 45.98, 5. McCoy (FIS) 46.01, 6. Cohen (BU) 46.57; **nonscoring finalists**—Udo (Mis) 46.73, Morgan (Ten) 46.78.

#### 800-METER RUN

**FINAL**—1. Lemashon (TEP) 1:45.68, 2. Wilson (Ok) 1:46.16, 3. Tufariello (V) 1:46.42, 4. Summerville (Man) 1:46.48, 5. Kipkurgat (NM) 1:46.64, 6. Korir (IoS) 1:46.89; **nonscoring finalists**—White (PV) 1:47.17, Belger (V) 1:47.21.

#### 1500-METER RUN

**FINAL**—1. Scott (CI) 3:37.58, 2. Flynn (ETS) 3:37.66, 3. Lacy (Wis) 3:37.78, 4. Paige (V) 3:38.86, 5. Maree (V) 3:39.06, 6. Centrowitz (Or) 3:39.29; **nonscoring finalists**—Aldridge (SLO) 3:40.67, Metzler (Minn) 3:43.10, Favell (Wa) 3:46.29, Clifford (Cal) 3:47.50, Omwansa (SCar) 3:48.0, Duits (WM) 3:49.6.

#### 5000-METER RUN

**FINAL**—1. Chapa (Or) 13:35.29, 2. Deegan (Pro) 13:40.14, 3. Kimombwa (WaS) 13:42.95, 4. Kimeto (WaS) 13:43.50, 5. King (NC) 13:48.5, 6. Novelli (Rice) 13:50.94; **nonscoring finalists**—Gomez (TEP) 13:51.98, Cheruiyot (WaS) 13:57.4.

#### 10,000-METER RUN

**FINAL**—1. Musyoki (TEP) 28:30.91, 2. Treacy (Pro) 28:32.32, 3. Davey (Ten) 28:34.85, 4. Kimombwa (WaS) 28:45.30, 5. Nzau (Wy) 28:45.69, 6. Salazar (Or) 28:46.55; **nonscoring finalists**—Sirma (TEP) 29:11.3, Alitz (Army) 29:13.6.

#### 110-METER HIGH HURDLES

**FINAL**—1. Foster (UCLA) 13.22, 2. Nehemiah (Md) 13.27, 3. Owens (UCLA) 13.46, 4. Taylor (ArkS) 13.66, 5. Roberts (SIUC) 13.68, 6. Lavitt (Mis) 13.77; **nonscoring finalists**—Edwards (WV) 14.00, Cooper (SJS) 14.04.

#### 400-METER HURDLES

**FINAL**—1. Walker (Au) 48.92, 2. Graybehl (SC) 49.31, 3. Byram (Ok) 50.31, 4. Barriffe (Fl) 50.49, 5. Douglas (WK) 50.55, 6. Kimaiyo (NM) 50.65; **nonscoring finalists**—Barlow (Ten) 51.20, Alexia (CM) 52.13.

#### 3000-METER STEEPLECHASE

**FINAL**—1. Rono (WaS) 8:12.39, 2. Munyala (TEP) 8:24.0, 3. Marsh (BY) 8:30.04, 4. Tuwei (Ri) 8:30.53, 5. Clary (Or) 8:33.43, 6. Koroso (NM) 8:33.6; **nonscoring finalists**—James (Ten) 8:36.2, Jackson (Wis) 8:36.7, Bickford (Northe) 8:40.6, Ahlmeyer (CI) 8:41.2, Weaver (Min) 8:49.3, Weiler (Aq) 8:54.4.

#### HIGH JUMP

**FINAL**—1. Jacobs (FD) 2.21 (7-3), 2. Melly (Md) 2.19 (7-2¼), 3. Woodward (Al) 2.16 (7-1), 4. Nielsen (BY) 2.16 (7-1), 5. Joseph (UCLA) 2.16 (7-1), 6. Curtis (Ari) 2.16 (7-1); **nonscoring finalists**—Lattany (Mic) 2.16 (7-1), Ruebel (Pu) 2.11 (6-11), Olson (BY) 2.11 (6-11), Hansen (Io) 2.11 (6-11), Rowland (GT) 2.11 (6-11).

## LONG JUMP

**FINAL**—1. Lofton (Sta) 8.22w (26-11¼), 2. King (CI) 8.05 (26-5), 3. Calhoun (Md) 8.05w (26-5), 4. Myricks (MC) 8.05 (26-5), 5. Jackson (AriS) 7.83 (25-8¼), 6. Duvall (WicS) 7.79 (25-6¼); **nonscoring finalists**—Rock (SIUC) 7.74w (25-4¼), Neal (Fl) 7.68w (25-2½).

## POLE VAULT

**FINAL**—1. Tully (UCLA) 5.53 (18-1¾), 2. Hintnaus (Or) 5.28 (17-4), 3. Pintus (ArkS) 5.28 (17-4), 4. Brown (UCLA) 5.18 (17-0), 5. Wilson (LBS) 5.18 (17-0), 6. Oravetz (Wa) 5.18 (17-0); **nonscoring finalists**—tie Johnson (SI) and Stokes (Mic) 5.03 (16-6).

## SHOT PUT

**FINAL**—1. Laut (UCLA) 20.15 (66-1¼), 2. Pualetto (CM) 19.89 (65-3), 3. Voorhees (Or) 19.60 (64-3¼), 4. Feuerbach (SJS) 19.46 (63-10¼), 5. Stover (Or) 19.20 (63-0), 6. Pyka (Md) 19.06 (62-6¼); **nonscoring finalists**—Summers (Wa) 18.96 (62-2¼), Nilsson (BY) 18.96 (62-2½).

## DISCUS

**FINAL**—1. Gardenkrans (BY) 64.00 (210-0), 2. Walvik (TEP) 62.42 (204-9), 3. Voorhees (Or) 57.46 (188-6), 4. Cooper (FlS) 57.30 (188-0), 5. Peters (Al) 16.49 (54-1¼), 6. Campbell (WaS) 16.48 (54-0¼); **nonscoring finalists**—Baughman (Hou) 55.56 (182-3), Cain (Fl) 55.16 (181-0).

## JAVELIN

**FINAL**—1. Roggy (SIUC) 86.48 (283-9), 2. Ralph (Cl) 80.26 (263-4), 3. Atwood (Wa) 79.76 (261-8), 4. Sinclair (Wa) 77.74 (255-1), 5. Olsen (Ten) 75.92 (249-1), 6. Parisi (WM) 75.92 (249-1); **nonscoring finalists**—Meyer (Pri) 75.18 (246-8), Lorenzen (WaS) 73.10 (239-10).

## HAMMER THROW

**FINAL**—1. Nielson (Wa) 72.36 (237-5), 2. Berry (TEP) 64.54 (211-9), 3. Sjöholm (TEP) 63.72 (209-1), 4. Jansson (Dar) 60.82 (199-6), 6. Kuusela (BY) 60.78 (199-5); **nonscoring finalists**—Sawyer (HS) 60.14 (197-4), Bruno (Br) 59.46 (195-1).

## TRIPLE JUMP

**FINAL**—1. Livers (SJS) 17.15 (56-3¼), 2. Banks (UCLA) 16.84 (55-3), 3. Cannon (In) 16.57 (54-4½), 4. Cooper (V) 16.52 (54-2½), 5. Peters (Al) 16.49 (54-1¼), 6. Campbell (WaS) 16.48 (54-0¼); **nonscoring finalists**—Lorraway (SIUC) 16.45 (53-11¼), Marlow (Cal) 16.45 (53-11¼).

## DECATHLON

**FINAL**—1. Bardales (CI) 8007, 2. Palles (MisS) 7935, 3. Steiner (BY) 7783, 4. Hale (Fisk) 7682, 5. Larson (OrS) 7677, 6. Morey (Pen) 7588.

## 400-METER RELAY

**FINAL**—1. Southern Cal (Williams, Mullins, Edwards, Sanford) 39.31, 2. Auburn (Easley, Walker, Smith, Glance) 39.49, 3. Kansas (Lozito, Coleman, Wiley, Newell) 39.79, 4. Michigan (Hennigar, Crouther, Chisholm, Grace) 39.92, 5. Maryland (Robertson, Nehemiah, Lancaster, Calhoun) 39.93, 6. Florida State (Roberson, Forbes, Johnson, McCoy) 40.35.

## MILE RELAY

**FINAL**—1. Villanova (Brown, Tufariello, Bogue, Dale) 3:05.09, 2. Kansas (Wiley, Mickens, McCall, Whitaker) 3:05.39, 3. Tennessee (Blair, Horne, Harris, Morgan) 3:06.79, 4. Southern Cal (Graybehl, Andrews, Sanborn, Mullins) 3:07.35, 5. Howard (Jones, Sojourner, Archie, Massey) 3:08.10, 6. Baylor (Collins, Sims, Fisher, Clarke) 3:08.26; **nonscoring finalists**—Indiana (Lundy, Shroyer, Hughes, Peters) 3:08.3.

## NATIONAL DIVISION II CHAMPIONSHIPS

## Dethroned Champs, Records Assault Set Stage For LA State Team Title

By STAN HIERONYMUS

Sports Writer, The (Peoria) Journal-Star

By the time the runners were lined up for the 1,500-meter finals at the 1978 NCAA Division II Track and Field Championships at Western Illinois, the sun was nearly out of sight. The air was cool, the wind still; and in the next 90 minutes, the runners would take advantage of the nearly perfect conditions, setting Division II records in the last seven track finals.

It was an astonishing finish to the four-day meet—line 'em up, start 'em off, another race and another record. There was hardly enough time for the spectators to catch their breath or notice what was happening in the pole vault, directly in front of the main grandstand.

**THERE, LOS ANGELES STATE** was outscoring Cal. Poly-San Luis Obispo, 22-8, in the most direct of confrontations. The 14-point cushion that Craig Robinson, Raimo Eskola and Jeff Ferguson had provided with first-, second- and fourth-place finishes iced the team championship. Los Angeles State scored 54 points in the last 90 minutes to finish with 70 points to Cal. Poly-SLO's 59½. The Diablos had finished second to Cal. Poly-SLO in the California Collegiate Athletic Association meet just two weeks earlier.

Western Illinois, which also will host the 1979 meet, was a distant third with 33 points, Mississippi College fourth with 30 points and Pembroke State fifth with 26 points, one-half point ahead of defending champion Hayward State.

The final day of excitement began long before the last seven races, as first the javelin throwers and then the triple jumpers took advantage of having the spectators all to themselves for awhile.

The lead changed hands three times in the final round of the javelin throw.

Mike Tarnowicz of Springfield was the leader before the last set of throws. But then seventh-place Frank Paronish of Indiana (Pennsylvania) uncorked a throw of 231-11.

**THAT TOSS** gave Paronish the lead until Matt Opilo of Shippensburg State, letting out a yell that may have broken windows miles away, helped himself to a 236-9 effort. He had begun the final round in fourth place.

The drama was repeated in the triple jump, where good efforts even in the qualifying round were cele-

Stan Hieronymus started working at the Champaign-Urbana News-Gazette while he was in high school and continued there while attending the University of Illinois. He began working full-time in 1971 and eventually left the sports side to become city editor. In 1973 Hieronymus left to work for the Journal-Star.



There he covers high school cross country, a very popular sport in Illinois; high school and college basketball, and college track.

Last spring was a particularly busy time for Hieronymus, as he covered the Illinois Intercollegiate meet, the Missouri Valley meet and the Division II meet.

brated enthusiastically. Donald Dykes of Southeastern Louisiana seemed to have won the title with a 52-9/16 leap in the qualifying round and passed his first two jumps of the finals. But in the final round, Doug Garner of Hayward State vaulted from fifth to first with a 52-11/16 mark that Dykes couldn't match on his last jump.

The assault on the records began with the 1,500 as Cal. Poly-SLO's Danny Aldridge led five runners under the 3:46.36 mark set by Steve Scott of California-Irvine. That school had won the 1976 team championship and finished second in 1977 before moving up to Division I in 1978. Aldridge had a sizzling last lap and finished in 3:45.5. Reo Rorem of Eastern Illinois ran 3:46.3 for fifth.

Aldridge spent much of the spring chasing Scott in West Coast meets. "I'm used to following him, and any pace seems easy," Aldridge said.

**SAID CAL. POLY-SLO** coach Steve Miller, explaining the California schools' strength in track and field, "When you see world records and near-world records set every week, your expectations change."

Sam Turner of Los Angeles State stepped onto the track to defend his 400-meter intermediate hurdles title, expecting a showdown with Barton Williams of Cal. Poly-SLO to have a significant bearing on the team race. By the time the runners reached the closing straight, Turner had ended the race. He finished more than a second ahead of William Siegman of South Dakota in 50.30 for another record. Williams was fifth, and the Diablos had gained eight points.

Los Angeles State picked up 12 more points in the 400 meters a few minutes later as Don Miller and Gerold Peete finished second and fourth. Hamil Grimes of Kentucky State took charge early in the race and ran a personal best of 45.75, breaking the record set by Larance Jones of Northeast Missouri State in 1972.

The fourth record came from Evans White of Prairie View A&M in the 800 as he squeezed ahead of Steve Jones of Nebraska-Omaha, Kenneth Dotson of St. Augustine's and Dan Futrell of Northeast Missouri State. White ran 1:47.21, while Futrell, '77 runner-up, was fourth in 1:47.53, well under the record 1:48.3.

**THE NEXT RECORD** to fall was 14 years old. Larry Myricks of Mississippi College, known as a long jumper, took Bob Hayes of Florida A&M off the books with a 20.44 in the 200 meters. Myricks ended the race before the runners came off the turn in his second victory of the meet. Defending champion Dwayne Wall of Western Illinois was eliminated in the semifinals.

Myricks nearly broke another 14-year-old record when he won his specialty, the long jump, with a 25-11 effort, just an inch under the mark set by Sid Nickolas of Fresno State in 1964. Myricks followed his 25-11 jump with a longer one but fouled. "I wasn't hitting the board," he said after capturing the second straight title for which he competed. Southeastern Louisiana's Dykes, the 1977 winner, was third behind Myricks and Kerry Rice of Western Illinois.

Myricks won the Division II long jump in 1976, then the Division I title and finally qualified for the Montreal Olympics. He was third in qualifying in Montreal before breaking his left ankle while warming up for the finals.

**"I KNOW I HAVE** the potential to get back to where I was jumping," said Myricks, who didn't compete at all in 1977.

The other double winner was Jim Schankel of Cal. Poly-SLO, who set record No. 6 when he won the 5,000 in 14:12.6; the first four runners were under the old record. The night before, sophomore Schankel scored a slim two-tenths of a second victory over Garry Henry of Pembroke State in the 10,000. The pace was not particularly quick, but Schankel and Henry pulled away from the others and settled into a head-to-head battle before the race was half over.

Schankel, a 5,000 runner first with a superior kick, sat on Henry's shoulder until the final lap. Then victory didn't come as easily as expected. "He surprised me,"

said Schankel, who didn't lead until the final 200 meters.

He used a similar strategy in the 5,000 and this time was overpowering in the final lap, winning by nearly four seconds. Defending champion Mike Garcia of California-Riverside didn't qualify for the finals.

The last record came in the final event, where 800 winner White anchored Prairie View A&M to victory in 3:07.3 to break the record Adelphi set in 1971. Adelphi returned two runners from its 1977 championship team but was fifth. Los Angeles State, which had settled the team championship all but officially with the pole vault, made it certain with 3:07.6 for second in the mile relay.

Adelphi captured the 440-yard relay title, taking charge from the moment Ronald Clarke and Robert Gregory completed the first exchange. The Panthers hurried home in 40.12, safely ahead of second-place Western Illinois, the only challenge. Then things started to go badly for Cal. Poly-SLO. The Mustangs, who had the season's best time coming into the meet, dropped the baton.

Los Angeles State's other points came from Chester Hart's 13.88 first in the high hurdles and Spud Alford's third in the decathlon. Hart, third a year before, broke away from a logjam at the third hurdle; only Jerry Holloway of Western Illinois, the 1976 champion, took off in pursuit.

Alford was the first-day leader in the decathlon with 3,800 points, but Tom Delmorf of Mount St. Mary's came on strong on the hot and muggy second day. Delmorf had the second-best time in the high hurdles and third-best discus throw, moving into first place after seven events and locking up the victory with a first in the javelin throw. Delmorf was fifth in the decathlon in 1977.

John Christian of Virginia State was the only competitor other than Los Angeles State's Turner to successfully defend his title, winning the 100 meters in 10.30. The most notable champion dethroned was high jumper Dave Haber of Hayward State, who was going for his fourth straight crown. Haber had problems with his approach, cleared only 6-11 and tied for fifth. Joe Phillips of Chapman, one of four jumpers over 7-1/2, took first on the basis of fewest misses.

Charles Shipman of Pembroke State, the 1976 discus champion who didn't compete for the Division II title in 1977, was unable to regain that crown but won the shot put with a throw of 59-0/16. Defending champion Dave Wollman of Indiana Central was third with 57-11. Brent Geringer of Northern Iowa, third in the discus in 1977, tied for the last qualifying spot in the preliminaries and surprised Shipman in the discus with a throw of 187-6/16.

Mark Sawyer of Hayward State won the hammer throw at 198-2/16, and three competitors from Lowell finished in the first five.

The steeplechase title went to Joe Boyles of Mississippi College. Boyles was unpressed in the second half of the race but still ran it in 8:51.5 to come up just four-tenths of a second short of the record.

#### TEAM SCORES

Los Angeles St. (LAS) . . . 70	Florida A&M (FAM) . . . 15	Central Mo. St. (CMS) . . . 8
Cal. Poly-SLO (SLO) . . . 59 1/2	Lowell (Lo) . . . 15	E. Stroudsburg St. (ESS) . . . 8
Western Illinois (WI) . . . 33	Central Conn. St. (CCS) . . . 14	North Dakota St. (NDS) . . . 8
Mississippi Col. (MC) . . . 30	Bloomsburg St. (BS) . . . 12	Nebraska-Omaha (NO) . . . 8
Pembroke St. (PS) . . . 26	Mt. St. Mary's (MSM) . . . 12	South Dakota (SD) . . . 8
Hayward St. (HS) . . . 25 1/2	Norfolk St. (NorfS) . . . 12	Springfield (Sp) . . . 7
Adelphi (Ad) . . . 24	Shippensburg St. (SS) . . . 12	Cal.-Davis (CD) . . . 7
SE Louisiana (SEL) . . . 24	St. Augustine's (SA) . . . 12	Bakersfield St. (BakS) . . . 6
Northern Iowa (NI) . . . 22 1/2	Albany St., Ga. (AIS) . . . 11	Indiana Central (IC) . . . 6
Virginia St. (VS) . . . 22	Indiana, Pa. (In) . . . 11	Morgan St. (MoS) . . . 6
Northridge St. (NS) . . . 20	Chapman (Ch) . . . 10	Roanoke (Roa) . . . 6
Prairie View A&M (PV) . . . 20	Kentucky St. (KyS) . . . 10	SIU-Edwardsville (SIUE) . . . 6
Eastern Ill. (EI) . . . 17	Cal. Poly-Pomona (CPP) . . . 8	SW Mo. St. (SWMS) . . . 6

NE Mo. St. (NEMS)... 5½ C.W. Post (CWP) ..... 5 Pitt.-Johnstown (PJ)..... 1  
 Lincoln, Mo. (Li)..... 2 SE Missouri St. (SEMS) . . 1 Winona St. (WinS) ..... 1  
 Wright St. (WrS)..... 2

*Nonscoring teams with competitors in finals*—Delta State (DS), Frostburg State (FroS), George Mason (GM), Ill.-Chicago Circle (ICC), Mankato State (ManS), Prairie View A&M (PV).

#### 100-METER DASH

**FINAL**—1. Christian (VS) 10.30, 2. Ray (NorFS) 10.39, 3. Brodi (NortS) 10.40, 4. Clarke (Ad) 10.43, 5. White (NorFS) 10.45, 6. James (NortS) 10.48; **nonscoring finalists**—Hodge (MorS), Hayes (FAM).

#### 200-METER DASH

**FINAL**—1. Myricks (MC) 20.44, 2. Christian (VS) 20.95, 3. Hodge (MorS) 21.03, 4. Siai Siai (SLO) 21.08, 5. Ray (NorFS) 21.20, 6. Clarke (Ad) 21.40; **nonscoring finalists**—McBride (Ad) 21.57, Sobers (Ad) 21.74.

#### 400-METER DASH

**FINAL**—1. Grimes (Kys) 45.75, 2. Miller (LAS) 46.36, 3. Thomas (Roa) 46.56, 4. Peete (LAS) 46.66, 5. Walker (Li) 47.21, 6. Washington (WinS) 47.48; **nonscoring finalists**—Jones (PV) 47.77, Kidd (MorS).

#### 800-METER RUN

**FINAL**—1. White (PV) 1:47.21, 2. Jones (NO) 1:47.43, 3. Dotson (SA) 1:47.50, 4. Futrell (NEMS) 1:47.53, 5. Glassmaker (NI) 1:48.79, 6. Williams (FAM) 1:49.36; **nonscoring finalists**—Bisbee (BakS) 1:49.67, Marlow (SLO) 1:50.65.

#### 1500-METER RUN

**FINAL**—1. Aldridge (SLO) 3:45.40, 2. Bollmann (NDS) 3:46.00, 3. Phillips (Ad) 3:46.10, 4. Friedman (NI) 3:46.10, 5. Rorem (EI) 3:46.30, 6. DiDonato (CWP) 3:46.80; **nonscoring finalists**—Boyles (MC) 3:47.80, Wilder (ManS) 3:49.20.

#### 5000-METER RUN

**FINAL**—1. Schankel (SLO) 14:12.60, 2. Eachus (BS) 14:15.90, 3. McGrath (CD) 14:17.50, 4. Jennings (SEL) 14:20.10, 5. Shull (WrS) 14:25.20, 6. Winger (PJ) 14:25.50; **nonscoring finalists**—O'Brien (SD) 14:31.90, Henderson (WinS) 14:40.90.

#### 10,000-METER RUN

**FINAL**—1. Schankel (SLO) 30:01.50, 2. Henry (PS) 30:01.70, 3. Kingery (SLO) 30:45.90, 4. Sheeran (EI) 30:47.20, 5. Doub (SS) 30:47.50, 6. Emry (CD) 30:50.10; **nonscoring finalists**—Albers (GM), Anderson (ManS).

#### 110-METER HIGH HURDLES

**FINAL**—1. Hart (LAS) 13.88, 2. Holloway (WI) 13.94, 3. Roach (FAM) 14.11, 4. Siai Siai (SLO) 14.12, 5. Ellison (FAM) 14.28, 6. Igonibo (EI) 14.40; **nonscoring finalists**—Derks (CMS) 14.56, Williams (AIS) 14.69.

#### 400-METER HURDLES

**FINAL**—1. Turner (LAS) 50.30, 2. Siegman (SD) 51.35, 3. Strong (BakS) 51.37, 4. Daniel (FAM) 51.43, 5. Williams (SLO) 52.17, 6. Clark (Ad) 52.47; **nonscoring finalists**—Greene (LAS) 53.95, Bartlett (SLO) 57.12.

#### 3000-METER STEEPLECHASE

**FINAL**—1. Boyles (MC) 8:51.50, 2. Ellis (CMS) 8:57.80, 3. Tideman (SWMS) 9:03.00, 4. Brenneman (NortS) 9:04.20, 5. Landis (MSM) 9:06.20, 6. Packer (NortS) 9:06.60; **nonscoring finalists**—Schuldt (EI), Fischer (SDS).

#### HIGH JUMP

**FINAL**—1. Phillips (Ch) 2.16 (7-1), 2. McDaniels (AIS) 2.16 (7-1), 3. Barber (SEL) 2.16 (7-1), 4. Carruthers (BS) 2.16 (7-1), 5. Haber (HS) 2.11 (6-11), 6. Thornton (NEMS) 2.11 (6-11); **nonscoring finalists**—Wright (HS) 2.11 (6-11), Jenkins (HS) 2.11 (6-11), Link (CD) 2.11 (6-11).

#### LONG JUMP

**FINAL**—1. Myricks (MC) 7.90 (25-11), 2. Rice (WI) 7.84 (25-8½), 3. Dykes (SEL) 7.82 (25-7¾), 4. Safranski (WI) 7.81 (25-7½), 5. Strachan (SA) 7.62 (24-12), 6. Manley (AIS) 7.53 (24-8½); **nonscoring finalists**—Robinson (LAS) 7.47 (24-6), Garner (HS) 7.40 (24-3¼).

#### POLE VAULT

**FINAL**—1. Robinson (LAS) 5.04 (16-6½), 2. Eskola (LAS) 4.90 (16-1), 3. Reyes (SL) 4.75 (15-7), 4. Ferguson (LAS) 4.75 (15-7), 5. Vince Gallagher (SLO) 4.75 (15-7), 6. Rogers (NI) 4.75 (15-7); **nonscoring finalists**—Reitz (HS) 4.75 (15-7), Miles (PS) 4.75 (15-7).

#### SHOT PUT

**FINAL**—1. Shipman (PS) 18.00 (59-0½), 2. Ferency (ESS) 17.80 (58-4¾), 3. Wollman (IC) 17.65 (57-11), 4. Doll (HS) 17.56 (57-7½), 5. Holler (NI) 17.30 (56-9), 6. Geringer (NI) 17.18 (56-4½); **nonscoring finalists**—Johnson (HS) 16.74 (54-11), Toma (SLO) 16.48 (54-0¼).

#### DISCUS

**FINAL**—1. Geringer (NI) 57.16 (187-6½), 2. Shipman (PS) 54.40 (178-5¾), 3. Mueller (SIUE) 51.92 (170-4), 4. Hansen (WI) 51.82 (170-0¼), 5. McCauley (NortS) 51.52 (169-0½), 6. Brice (Lo) 50.94 (167-1½); **nonscoring finalists**—Rothschild (NortS) 50.60 (164-2¾), Williams (HS) 49.80 (161-0¼).

#### JAVELIN

**FINAL**—1. Opilo (SS) 72.16 (236-9), 2. Paronish (In) 70.70 (231-11½), 3. Tarnowicz (Sp) 70.28 (230-7), 4. Nugent (CPP) 67.68 (222-0½), 5. Carr (In) 66.34 (217-7¾), 6. Wolf (In) 65.92 (216-3¾); **nonscoring finalists**—Baker (DS) 65.86 (216-0¼), Weaver (IC) 60.24 (197-7¼).

#### HAMMER THROW

**FINAL**—1. Sawyer (HS) 60.42 (198-2¼), 2. Linscheid (Lo) 57.66 (189-2), 3. Olson (CCS) 56.80 (186-4¼), 4. Haskell (Lo) 54.80 (179-9½), 4. Campbell (Lo) 54.80 (179-9½), 6. Bishop (Sp) 53.36 (175-0¾).

#### TRIPLE JUMP

**FINAL**—1. Garner (HS) 16.14 (52-11½), 2. Donald Dykes (SEL) 16.90 (52-9½), 3. Tate (SLO) 15.93 (52.3¼), 4. Hollis (EI) 15.86 (52-0¾), 5. Hutchins (AIS) 15.77 (51-8¾), 6. Taylor (SEMS) 15.70 (51-6); **nonscoring finalists**—Linton (ICC) 15.31 (50-2¼), Darryl Dykes (SEL) 15.27 (50-1).

#### DECATHLON

**FINAL**—1. Delmoor (MSM) 7260, 2. Scholz (CCS) 7086, 3. Alford (LAS) 6826, 4. Nugent (CPP) 6812, 5. Lawson (NI) 6759, 6. Stoermer (WI) 6627; **nonscoring finalists**—Marshall (Ad) 6588, Willey (SD) 6531.

#### 440-YARD RELAY

**FINAL**—Adelphi (Gregory, Sobers, Clarke, McBride) 40.12, 2. Western Illinois (Safranski, Wall, Clerkley, Edmond) 40.28, 3. Northridge State (Slaton, Brodi, James, Yallen) 40.50, 4. St. Augustine's (Ford, Brown, Lawson, Ector) 40.63, 5. Los Angeles State (Peete, Turner, Miller, Carr) 40.70, 6. Florida A&M (Thompson, Colquitt, Hayes, Roach) 41.02; **nonscoring finalists**—Hayward State (Gomes, Simmons, Corker, Munday) 41.45.

#### MILE RELAY

**FINAL**—1. Prairie View A&M (Jones, Johnson, Hunt, White) 3:70.30, 2. Los Angeles State (Miller, Turner, Peete, Osborne) 3:70.60, 3. Eastern Illinois (Hatch, Johnson, Callozzo, Jones) 3:90.70, 4. Virginia State (Norcom, Bassett, Smith, Bryant) 3:10.00, 5. Adelphi (Price, McBride, Johnson, Sobers) 3:10.50, 6. Florida A&M (Wynn, Daniel, White, Davis) 3:11.70; **nonscoring finalists**—Morgan State (Abernathy, Hodge, Molyneaux, Vaughn) 3:12.30.

# Division III Credibility Is Heightened By Many Outstanding Performances

By LARRY EDSALL

Sports News Editor, The Grand Rapids Press

It wasn't accidental that Occidental won the Division III Track and Field Championships, or that athletes from the division gave milestone performances in their fifth national finals. The championship was the second of the year for Occidental, which won the division cross country championship last fall.

Winning in track and field is a tradition at Occidental, where coaches Payton Jordan of Stanford and Jim Bush of UCLA, a dozen Olympians and several Rhodes scholars preceded the "new young dimension" that 29-year-old coach Kevin McNair has brought to the campus.

**LAST YEAR'S OCCIDENTAL PROGRAM** wasn't bad, however; the Tigers were runners-up to Southern-New Orleans. And they climbed from second to first under McNair, who was a sprinter and a relay runner at Stanford under Jordan.

McNair inherited Danny Williams, the 1978 triple jump champion; defending national champion Tom Colley, and all-America high jumper Kevin Hall. He brought with him freshmen Steve Henderson, Greg Jones and Steve Telaneus from a California high school where he had won coach-of-the-year honors.

Henderson was runner-up in the 400 and joined Jones, Telaneus and sophomore Wendell Morris on the 1,600-meter relay team that clinched Occidental's championship in the final event of the meet. Occidental went into that relay with a three-point lead over Glassboro State. Both schools had teams in the relay, but Telaneus' second leg put Occidental well ahead.

McNair had brought 15 athletes with him to the championships at the Calvin College campus, and a dozen of them reached the final day of competition in their respective events.

Larry Edsall has been at *The Press* since 1969, when he graduated from the Medill School of Journalism at Northwestern University.



His route to newspaper work began when he was a freshman in high school; one of his duties as little league baseball scorekeeper was calling in scores to the local papers.

He went on to work part-time for a weekly and then a daily while in high school and worked weekends for the *Joliet Herald-News* during college.

Edsall, who was the press steward at the Division III meet, has covered the Olympics at Montreal, major college football and Olympic swimming and track trials.

"This is really a cohesive group," he said. "Track is an individual-oriented sport; but put the points together, and our cohesiveness really breeds quality."

**THE TIGERS** went on to demonstrate that cohesiveness and their quality as well. Williams won his second triple jump title, Henderson was second in the 400 and ran on the relay team, Hall was second in the high jump, Colley took third in the 1,600 and senior Ross Buchanan took third place in the decathlon.

And between running,

jumping and throwing, the Occidental athletes were studying for final exams. They had brought books and typewriters in addition to track gear.

Occidental wasn't alone in its display of quality. Within a matter of minutes on Friday, the "little league" of the NCAA rapidly moved toward major-league status with a 200-foot hammer throw, a 50-foot triple jump and a 7-foot high jump—standards that are the distinction between class athletes and the rest.

Those performances, by hammer thrower Ed Healy of Fitchburg State, high jumper Mark Kelly of Glassboro State and Williams, complemented the efforts of James Gilkes and Tony Hale of Fisk, Glenn Behnke of North Central, Randy Veltkamp of Calvin and Olympic gold medalist Edwin Moses of Morehouse to give credibility to Division III and its athletes.

Williams, who went 50-2½, said, "I haven't been thinking about the Olympics, but now I want to go to the trials. That would be an accomplishment."

**AND AN ATTAINABLE** one, it seems. And don't be surprised if Williams runs into Healy at the 1980 U.S. Olympic trials.

"This is my fourth meet in a row over 200," said Healy, a second-year thrower who extended the Division III record by nearly 12 feet, to 202. "It's starting to come too easy (to stop competing after graduation). There's going to be an Olympic training camp in Houston (this summer), and I think I'm going to be invited." Indeed, Healy's personal record of 205-10 ranked him among the top six American throwers competing during the first half of 1978.

With their enthusiasm, the hammer throwers (who delight in each other's accomplishments) helped lift triple jumper Williams past the 50-foot plateau.

"The hammer throwers (who were throwing near the triple jump runway) were exciting to me," said Williams, "and the crowd was very responsive."

**WHILE WILLIAMS** got a boost, Kelly suffered a letdown when the rest of the high jumpers failed to clear 7-0 with him.

"When everyone went out, my adrenaline stopped," said the senior, who had started moving up a year ago when he first made the Division III finals. Kelly's success at Calvin gave him two 7-footers in three weeks.

In addition to Healy, Williams and Kelly, two other athletes established Division III records—Rick Cotton of Doane and Dale Kramer of Carleton.

Cotton cleared 15-8 in the pole vault, two inches over the record. He had flown 16-1 during the decathlon competition, in which he scored 6,658 points; but his jump didn't qualify for meet record consideration because it didn't occur during the official pole vault competition.

**KRAMER WON HIS** second consecutive title in the 5,000 meters, dominating the race in 14:19.32 for a victory margin of more than 13 seconds and breaking the division record by more than four seconds.

The margin of victory was considerably less in events such as the 100-meter dash and the 110-meter hurdles. It took meet officials 20 minutes to study the finish-line photograph before awarding the 100 to Charlie Kennedy of Miles over Lloyd Langford of Southern-New Orleans after both were timed in 10.74.

The finish in the hurdles was even more exciting; winner Silas Hudson of Coe was timed in 14.63, runner-up Mike Bissell of Ohio Wesleyan in 14.64 and Charles Lucky of Stanislaus State in 14.65. Charles Paschke of Baldwin-Wallace was fourth in 14.91, and only 00.09 separated the next four runners.

Even more exciting was the conclusion of the meet's longest race, the 10,000 meters, although only a handful of spectators saw it because of heat and humidity delays. Dave Severance of Plymouth State broke from the field after two miles and stretched to a long lead, only to edged at the tape by Dan Henderson of Wheaton. Henderson was 75 yards behind Severance with two laps to go and

trailed by 50 yards with one circuit left; but he ran that final lap in an incredible 56 seconds to nip Severance, 30:05.38 to 30:05.82.

Three individuals moved from runner-up to championship status. Bob Moffat of Union, second in the 1977 Division III meet and third in the 1978 NCAA indoor championships, won the 400 in 46.89. Mark Stebbins of Rochester Tech won the Division III intermediate hurdles in 51.42. And Pat Weiler of Aquinas gave the home-town crowd a champion to cheer when he overcame Humboldt State's Paul Heide, who was joined in the top four by teammate Ken Hammer.

Last year's runners-up fared better than the defending or former champions. Quarter-miler V.J. Rempel of Stanislaus State and distance runner Domenic Finelli of Brandeis missed the meet with injuries or illness; Dan Cooper of Augustana, William Versen of Carthage, Robert Grim of St. Thomas and Colley all failed to repeat, as did Southern-New Orleans' 400-relay team.

The only other repeat champions were Stanislaus State's 1,600-meter relay team, although only Russel Nelson was back from last year's lineup, and decathlete Hale of Fisk, who took his third straight Division III title with 7,359 points and qualified for five individual events and two relays.

The meet's only double winner was Mark Severson of Hamline. He won the discus by nearly seven feet with a throw of 173-8 and the shot put by more than two feet with 55-11 $\frac{1}{4}$ . Severson had throws of 60 and 188 in warmups.

Other winners were Kent Namikas of Pomona-Pitzer, 23-8 $\frac{1}{2}$  in the long jump; Mike Juskus of Glassboro State, 222-8 in the javelin; Morehouse, 41.56 in the 400 relay; William Strang of Bowdoin, 21.53 in the 200; Fred Wilson of Doane, 1:50.87 in the 800, and George Itz of Southeastern Massachusetts, 3:48.42 in the 1,500.

Robert Baker of Principia regained his runner-up award in the decathlon with an outstanding second-day performance. He was only 11th after the first half of the competition, but he won the javelin and discus and placed third in the pole vault and 1,500 for a 3,645 day and 6,964 total. Another decathlete, Paul Trocki, a junior at Keene, was 11th overall going into the final event but ran the 1,500 in 4:11.4 to move up to all-America status. Also gaining all-America status was long jumper Randy Veenstra of Calvin.

Following Occidental (45) and Glassboro State (35) in the team standings were Doane 28, Southern-New Orleans 22, Hamline 21, Stanislaus State and Humboldt State 19, Brandeis, Pomona-Pitzer and Union 18.

#### TEAM SCORES

Occidental (Oc) . . . . .45	North Central (NC) . . . . .11	Mt. Union (MU) . . . . .8
Glassboro St. (GS) . . . . .35	Aquinas (Aq) . . . . .10	Principia (Pri) . . . . .8
Doane (Do) . . . . .28	Augustana (Au) . . . . .10	Worcester Poly (WP) . . . . .8
Southern, N.O. (SNO) . . . . .22	Coe (Coe) . . . . .10	Plymouth (Ply) . . . . .8
Hamline (Ha) . . . . .21	Bowdoin (Bo) . . . . .10	Gettysburg (Ge) . . . . .7 $\frac{1}{2}$
Stanislaus St. (StS) . . . . .19	Carleton (Carl) . . . . .10	Denison (De) . . . . .6
Humboldt (Hu) . . . . .19	Rochester Tech (RT) . . . . .10	Baldwin-Wallace (BW) . . . . .6
Brandeis (Br) . . . . .18	SE Mass. (SEM) . . . . .10	Williams (Wil) . . . . .6
Pomona-Pitzer (PP) . . . . .18	Morehouse (Mo) . . . . .10	St. Thomas (ST) . . . . .6
Union (U) . . . . .18	Lawrence (La) . . . . .9	Fredonia St. (FrS) . . . . .6
Wheaton (Wh) . . . . .17	Plattsburgh (Pla) . . . . .9	Brookport St. (BrS) . . . . .6
Fitchburg St. (Fis) . . . . .16	Neb. Wesleyan (NW) . . . . .9	Otterbein (Ot) . . . . .6
Miles (Mi) . . . . .16	Coast Guard (CG) . . . . .8	Slippery Rock St. (SRS) . . . . .5
Ohio Wesleyan (OW) . . . . .16	Carthage (Cart) . . . . .8	Ill. Benedictine (IB) . . . . .4
Lock Haven St. (LHS) . . . . .15	Westmont (Westmo) . . . . .8	Case Western (CW) . . . . .4
Fisk (Fis) . . . . .12	Stockton (St) . . . . .8	Upper Iowa (UI) . . . . .4
Central, Iowa (CI) . . . . .11 $\frac{1}{2}$	Capital (Cap) . . . . .8	Frank. & Marsh. (FM) . . . . .4

Concordia (Con) . . . . .4	Calvin (Calv) . . . . .2	Hiram (Hi) . . . . .1
Eastern Menn. (EM) . . . . .4	Widener (Wid) . . . . .2	Rochester (Ro) . . . . .1
Boston St. (BS) . . . . .4	Ashland (As) . . . . .2	Keene St. (KeS) . . . . .1
Cortland St. (CS) . . . . .4	Worcester St. (WoS) . . . . .2	Jamestown (Ja) . . . . .1
Wabash (Wab) . . . . .2	Bates (Ba) . . . . .2	Norwich (No) . . . . .1
St. Olaf (SO) . . . . .2	Salem St. (SaS) . . . . .2	Alma (Alm) . . . . . $\frac{1}{2}$
Westminster (Westmi) . . . . .2	Rose-Hulman (RH) . . . . .2	St. Lawrence (SL) . . . . . $\frac{1}{2}$
Allegheny (All) . . . . .2		

*Nonscoring teams with competitors in finals*—Alfred (Alf), Beloit (Be), City Col., N.Y. (CCNY), Delaware (Del), Lebanon Valley (LV), Marist (Mar), Millersville State (MHS), Montclair State (MoS), Olivet (Ol), Trenton (Tr), Tri-State (TS), Tufts (Tu), Westfield State (WeS).

#### 100-METER DASH

**FINAL**—1. Kennedy (Mi) 10.74, 2. Langford (SNO) 10.74, 3. Keller (CI) 10.96, 4. Taylor (GS) 10.97, 5. Knox (Westmi) 10.99, 6. Edwards (Hi) 11.00; **nonscoring finalists**—Johnson (Wid) 11.18, Makeil (TS) 11.57.

#### 200-METER DASH

**FINAL**—1. Strang (Bo) 21.53, 2. Langford (SNO) 21.62, 3. Kennedy (Mi) 21.76, 4. Keller (CI) 21.84, 5. Whitmore (Ot) 21.93, 6. Gillis (Pla) 21.97.

#### 400-METER DASH

**FINAL**—1. Moffat (U) 46.89, 2. Henderson (Oc) 47.77, 3. Martino (Ge) 48.32, 4. Milkent (NC) 48.35, 5. Hadley (GS) 48.52, 6. Harvey (SRS); **nonscoring finalists**—Williams (Ol) 49.90, Jones (Oc) 50.30.

#### 800-METER RUN

**FINAL**—1. Wilson (Do) 1:50.87, 2. Scheuer (U) 1:52.32, 3. Moore (FrS) 1:52.65, 4. Koenig (CW) 1:52.67, 5. Costigan (WoS) 1:52.83, 6. Johnson (Fis) 1:53.07; **nonscoring finalists**—Wallace (MoS) 1:53.8, Millsbaugh (Mar) 1:53.8.

#### 1500-METER RUN

**FINAL**—1. Itz (SEM) 3:48.41, 2. Garland (Br) 3:48.74, 3. Colley (Oc) 3:48.89, 4. Bostick (Br) 3:49.76, 5. Palmquist (SO) 3:52.30, 6. McIntyre (MU); **nonscoring finalists**—Stachow (LV) 3:53.4.

#### 5000-METER RUN

**FINAL**—1. Kramer (Carl) 14:19.32, 2. Kruse (GS) 14:32.52, 3. Peters (Hu) 14:34.46, 4. Layman (EM) 14:39.14, 5. Lavallee (SaS) 14:40.56, 6. Ediner (Hu) 14:45.00; **nonscoring finalists**—Harnett (PP) 15:17.8, Holmboe (FM) 15:29.8.

#### 10,000-METER RUN

**FINAL**—1. Henderson (Wh) 30:05.38, Severance (Ply) 30:05.82, 3. Cooper (Au) 30:34.85, 4. Hunt (BS) 30:38.66, 5. Oparowski (Ba) 30:42.79, 6. Miller (La) 31:01.46; **nonscoring finalists**—Kummant (CW) 31:16.28.

#### 110-METER HIGH HURDLES

**FINAL**—1. Hudson (Coe) 14.63, 2. Rissell (OW) 14.64, 3. Lucky (StS) 14.65, 4. Paschke (BW) 14.91, 5. Hartz (All) 14.99, 6. Riordan (Ro) 15.00; **nonscoring finalists**—Martin (NC) 15.04, Lindberg (Ha) 15.08.

#### 400-METER HURDLES

**FINAL**—1. Stebbins (RT) 51.42, 2. Rissell (OW) 51.78, 3. Carlson (Wh) 52.19, 4. Fox (Con) 52.68, 5. Nelson (StS), 6. Mundt (NW) 53.70; **nonscoring finalists**—Linder (NC) 54.20, Orr (PP) 54.30.

#### 3000-METER STEEPLECHASE

**FINAL**—1. Weiler (Aq) 8:49.0, 2. Heide (Hu) 8:56.3, 3. Underwood (BrS) 9:00.4, 4. Hammer (Hu) 9:02.6, 5. Tonner (Wab) 9:04.6, 6. Fischer (NC) 9:09.6; **nonscoring finalists**—Hoff (Westmi) 9:13.4, Landin (MU) 9:17.0.

**FINAL**—1. Kelly (GS) 2.13 (7-0), 2. Hall (Oc) 2.08 (6-10), 3. Burke (LHS) 2.08 (6-10), 4. Haynie (Au) 2.08 (6-10), 5. Thomas (BW) 2.08 (6-10), 6. Odaniell (SL) 2.03 (6-8); **nonscoring finalists**—Hitchens (Alm) 2.03 (6-8), Medves (As) 2.03 (6-8), O'Dell (MoS) 2.03 (6-8).

**HIGH JUMP**

**FINAL**—1. Namikas (PP) 7.23 (23-8½), 2. Price (St) 7.17 (23-6¼), 3. Howe (NW) 7.15 (23-5½), 4. Rempp (UI) 7.10 (23-3¼), 5. Veenstra (Calv) 7.10 (23-3¼), 6. Hale (Fis) 7.08 (23-2¼); **nonscoring finalists**—Johnson (IB) 6.87 (22-6½), Dross (Alb) 6.82 (22-4½).

**LONG JUMP**

**FINAL**—1. Cotton (Do) 4.78 (15-8), 2. Allard (CG) 4.67 (15-4), 3. Barth (Den) 4.67 (15-4), 4. Phillips (Ben) 4.57 (15-0), 5. tie Locke (CI) and Jirgal (Ge) 4.57 (15-0); **nonscoring finalists**—Novacek (RH) 4.42 (14-6), Jacobs (SRS) 4.42 (14-6), Kennedy (Ro) 4.42 (14-6), Scalice (Alf) 4.27 (14-0).

**POLE VAULT**

**FINAL**—1. Sevrson (Ha) 17.06 (55-11¼), 2. Versen (Cart) 16.43 (53-10¾), 3. Meindl (Cap) 15.63 (51-3½); **nonscoring finalists**—Carr (SRS) 15.56 (51-0¾), Hoffmann (Be) 15.46 (50-8¾).

**SHOT PUT**

**FINAL**—1. Sevrson (Ha) 52.93 (173-8), 2. MacMennamin (Pla) 50.83 (166-9), 3. Grimm (ST) 49.51 (162-5), 4. Wopat (Law) 48.92 (160-6), 5. Meindl (Cap) 48.77 (160-6), 6. Saltsman (No) 47.45 (155-8); **nonscoring finalists**—Glatzhofer (Den) 46.54 (152-8), Krudewig (Tr) 46.36 (152-1), Boriero (StS) 45.84 (150-5).

**DISCUS**

**FINAL**—1. Sevrson (Ha) 67.87 (222-8), 2. Bergstresser (Westmo) 66.24 (217-4), 3. Bisking (LHS) 65.99 (216-6), 4. Fisher (CS) 64.44 (211-5), 5. Carey (LHS) 64.11 (210-4), 6. Leininger (Ja) 63.83 (209-5); **nonscoring finalists**—Wolfe (MilS) 63.60 (208-8), DeFranca (Del) 63.00 (206-8).

**JAVELIN**

**FINAL**—1. Healy (FiS) 61.57 (202-0), 2. McCabe (WP) 55.12 (180-10), 3. Tanner (Wil) 54.51 (178-10), 4. Govey (FiS) 53.59 (175-10), 5. O'Connor (FiS) 51.69 (169-7), 6. Robinson (StS) 50.65 (166-2); **nonscoring finalists**—Stirling (Tu) 46.56 (152-9), Bonora (WeS) 46.30 (151-11).

**HAMMER THROW**

**FINAL**—1. Williams (Oc) 15.30 (50-2½), 2. Namikas (PP) 15.09 (49-6), 3. Visbaras (Br) 14.78 (48-5¾), 4. Simmert (NC) 14.70 (48-2¼), 5. John (MU) 14.69 (48-2¼), 6. Grezeszkowiak (Wid) 14.61 (47-11); **nonscoring finalists**—Day (CCNY) 14.41 (47-3¼), Allen (RH) 14.32 (46-11¾).

**TRIPLE JUMP**

**FINAL**—1. Healy (FiS) 61.57 (202-0), 2. McCabe (WP) 55.12 (180-10), 3. Tanner (Wil) 54.51 (178-10), 4. Govey (FiS) 53.59 (175-10), 5. O'Connor (FiS) 51.69 (169-7), 6. Robinson (StS) 50.65 (166-2); **nonscoring finalists**—Stirling (Tu) 46.56 (152-9), Bonora (WeS) 46.30 (151-11).

**DECATHLON**

**FINAL**—1. Hale (Fis) 7359, 2. Baker (Pri) 6964, 3. Buchanan (Oc) 6808, 4. Campion (SRS) 6777, 5. Allen (RH) 6759, 6. Trocki (KeS) 6759; **nonscoring finalists**—Cuny (BW) 6708, Cotton (Do) 6658, Papa (SRS) 6641, Gadley (Pla) 6557, May (MilS) 6537, Oman (Ot) 6433, Heinrich (FrS) 6331, Brown (FiS) 6316.

**400-METER RELAY**

**FINAL**—1. Morehouse (Dallas, Banks, Gibson, Williams) 41.56, 2. Doane (Cotton, Hadnot, Sales, Ourada) 41.73, 3. Southern (Belfield, Langford, Rice, Riley) 41.74, 4. Otterbein (Jones, Brown, Wetzel, Whitmore) 41.80, 5. North Central (Reynolds, Mores, Martin, Milkent) 42.07, 6. Wheaton (Carlson, D. Bradley, M. Bradley, Mason) 42.30; **nonscoring finalists**—Occidental 42.3, Widener 42.6.

**1600-METER RELAY**

**FINAL**—1. Stanislaus State (Karila, Nelson, Swift, Clay) 3:12.30, 2. Occidental (Henderson, Jones, Morris, Tetaneous) 3:13.47, 3. Mt. Union (Brandon, Charillo, Edwards, Jofferson) 3:15.99, 4. Franklin & Marshall (Sarisky, Lyons, Pottmeyer, Martucci) 3:16.16, 5. Nebraska Wesleyan (Draper, Mundt, Rossbach, Anderson) 3:16.49, 6. Glassboro State (Cooke, Forstenhauser, Miller, Hadley) 3:16.63; **nonscoring finalists**—Southern 3:17.2, Fisk 3:17.2.

**FOR THE YEAR 1977-78****Best Performances By Collegians**Compiled by **BOB STEINER**In Cooperation With **TRACK & FIELD NEWS****100-METER DASH**

Name, College	Best Mark
Edwards, Southern Cal.	10.07
Lattany, Georgia	10.09
Coleman, Oregon	10.11
Dickey, Texas A&M	10.11
Roberson, Florida State	10.11
Glance, Auburn	10.15
Banks, Oregon	10.22
Minter, Northeast Louisiana	10.32
Serrette, Fairleigh Dickinson	10.32
Farmer, California	10.33
Foster, UCLA	10.33

**hand timing**

Easley, Auburn	10.0
Jones, Texas	10.1
Kee, Southern Illinois	10.1

**200-METER DASH**

Edwards, Southern Cal.	20.03
Sanford, Southern Cal.	20.24
Snoddy, Oklahoma	20.27
Foster, UCLA	20.40
Myricks, Mississippi College	20.44
Darden, Arizona State	20.48
Glance, Auburn	20.48
Brooks, Texas A&M	20.50
Taylor, Texas Southern	20.50
Hampton, UCLA	20.52

**400-METER DASH**

Smith, Auburn	44.73
Mullins, Southern Cal.	45.03
Gatson, Alabama	45.12
Hassan, Oregon State	45.23
Combs, Alabama	45.41
Cohen, Boston U.	45.49
McCoy, Florida State	45.56
Thompson, UCLA	45.65
Udo, Missouri	45.65
Kerr, Texas A&M	45.71

**hand timing**

Jennings, Mississippi State	45.5
-----------------------------	------

**800-METER RUN**

Lemashon, Texas-El Paso	1:45.7
Wilson, Oklahoma	1:45.9
Belger, Villanova	1:46.2
Tufariello, Villanova	1:46.4
White, Prairie View A&M	1:46.4
Beaton, Southern Cal.	1:46.5
Summerville, Manhattan	1:46.5
Kipkurgat, New Mexico	1:46.6
Suhr, UCLA	1:46.8
Korir, Iowa State	1:46.9

**1500-METER RUN**

Scott, California-Irvine	3:36.0
Flynn, Eastern Tennessee	3:37.7
Lacy, Wisconsin	3:37.8
Munyala, Texas-El Paso	3:38.6
Paige, Villanova	3:38.7
Maree, Villanova	3:38.9
Chapa, Oregon	3:39.0
Centowitz, Oregon	3:39.3
Duits, Western Michigan	3:39.4
Omwansa, Southern Cal.	3:39.5

**MILE RUN**

Scott, California-Irvine	3:52.9
Flynn, Eastern Tennessee	3:56.2
Paige, Villanova	3:58.1
Duits, Western Michigan	3:59.2
Maree, Villanova	3:59.2
Munyala, Texas-El Paso	3:59.6

**5000-METER RUN**

Rono, Washington State	13:08.4
Musyoki, Texas-El Paso	13:24.9
Chapa, Oregon	13:25.6
Treacy, Providence	13:26.5
King, North Carolina	13:33.7
Cheruiyot, Washington State	13:34.8
Deegan, Providence	13:35.9
Snyder, Penn State	13:36.3
Novelli, Rice	13:36.9
Salazar, Oregon	13:37.3

## 10,000-METER RUN

Name, College	Best Mark
Rono, Washington State	27:22.5
Treacy, Providence	27:55.2
Cheruiyot, Washington State	27:58.9
Musyoki, Texas-El Paso	28:05.2
Donakowski, Michigan	28:25.8
Davey, Tennessee	28:34.9
Watts, Tennessee	28:35.1
Ahitz, Army	28:38.4
Kimombwa, Washington State	28:45.3
Nzau, Wyoming	28:45.7

## 110-METER HIGH HURDLES

Foster, UCLA	13.22
Nehemiah, Maryland	13.23
Cooper, San Jose State	13.43
Owens, UCLA	13.46
Robertson, Maryland	13.61
Taylor, Arkansas State	13.66
Roberts, Southern Illinois	13.68
Davenport, Southern	13.72
Kimaiyo, New Mexico	13.73
Wright, Idaho State	13.76

## 400-METER INTERMEDIATE HURDLES

Walker, Auburn	48.91
Turner, Los Angeles State	49.04
Graybehl, Southern Cal	49.31
Williams, Cal. Poly-SLO	49.32
Byram, Oklahoma	49.85
Kimaiyo, New Mexico	50.15
Barrife, Florida	50.16
Douglas, Western Kentucky	50.29
Austin, Penn State	50.49
Hicks, Michigan	50.50

## hand timing

Wheeler, California	49.5
McCraney, Southern	50.2
Otono, Mississippi State	50.3

## 3000-METER STEEPLECHASE

Rono, Washington State	8:05.4
Marsh, Brigham Young	8:22.5
Munyala, Texas-El Paso	8:23.5
Tuwei, Richmond	8:30.5
Clary, Oregon	8:33.4
Koroso, New Mexico	8:33.6
Morris, Utah State	8:35.8

## 3000-METER—cont.

Name, College	Best Mark
James, Tennessee	8:36.2
Jackson, Wisconsin	8:36.7
Bickford, Northeastern	8:36.9

## HIGH JUMP

Jacobs, Fairleigh Dickinson	7-7¼
Woodard, Alabama	7-4¾
Hansen, Iowa	7-4
Nielson, Brigham Young	7-4
Haber, Hayward State	7-3¾
Curtis, Arizona	7-3½
Lewis, Michigan State	7-3
Melly, Maryland	7-3
McDaniel, Albany State	7-3
Winsor, Central Michigan	7-3

## LONG JUMP

Lofton, Stanford	27-0
King, California-Irvine	26-10¼
Myricks, Mississippi College	26-5
Williams, Abilene Christian	26-3¾
Ogunfeyimi, Ohio	26-1½
Calhoun, Maryland	26-1
Ivory, Maryland	26-½
Doubley, Southern Cal.	25-11¼
Duvall, Wichita State	25-11½
Holmes, Tennessee	25-10¾
Trott, Jackson State	25-10¾

## wind-aided

Jackson, Arizona State	26-8½
Rock, Southern Illinois	26-8
Calhoun, Maryland	26-5
McCain, Louisiana State	26-5
Nelson, Stanford	26-1

## POLE VAULT

Tully, UCLA	18-8¾
Olson, Abilene Christian	17-10¾
Oravetz, Washington	17-8¾
Estes, Abilene Christian	17-6¼
Brown, UCLA	17-6
Woepse, San Jose State	17-4½
Dames, Houston	17-4
Hintnaus, Oregon	17-4
Pintus, Arkansas State	17-4
Worden, Washington State	17-¾

## SHOT PUT

Name, College	Best Mark
Laut, UCLA	66-1¼
Almstrom, Texas-El Paso	65-8
Pauletto, Central Michigan	65-3
Stover, Oregon	64-9½
Voorhees, Oregon	64-3¾
Summers, Washington	64-1
Feuerbach, San Jose State	64-¼
White, Arkansas Tech.	63-5½
Gross, Adams State	63-4
Pyka, Maryland	62-6¾

## DISCUS THROW

Gardenkrans, Brigham Young	210-0
Voorhees, Oregon	206-6
Walvik, Texas-El Paso	204-9
Baughman, Houston	199-0
Gross, Adams State	198-5
Cain, Alabama	198-3
Elder, Southern Cal	193-8
Kunz, Nebraska	192-8
Fuller, Long Beach State	192-4
Gray, Southern Methodist	190-7

## JAVELIN

Roggy, Southern Illinois	293-0
Atwood, Washington	280-8
Olsen, Tennessee	280-8
Ralph, Clemson	264-9
Perbeck, Kansas State	263-2
Lyons, Texas	261-8
U. Paananen, Southern Cal	260-1
Lorenzen, Washington State	259-7
Sinclair, Washington	259-0
Parisi, Western Michigan	258-8

## HAMMER THROW

Nielson, Washington	238-7
Berry, Texas-El Paso	229-4
Sjoholm, Texas-El Paso	216-7
Kuusela, Brigham Young	208-9
Healy, Fitchburg	205-10
Farmer, New Mexico	205-8
McArdle, Oregon	205-1
Jawson, Hayward State	202-11
Sawyer, Dartmouth	199-6
Lenz, Harvard	199-2
Ajootian, Harvard	199-2

## TRIPLE JUMP

Livers, San Jose State	56-¾
Banks, UCLA	55-11¼

## TRIPLE JUMP—cont.

Name, College	Best Mark
Campbell, Washington State	55-8¼
Cannon, Indiana	54-11½
Hanna, Texas-El Paso	54-7½
Agbebaku, Missouri	54-5½
Cooper, Villanova	54-5½
Marlow, California	54-3½
Lorraway, Southern Illinois	54-1¾
Peters, Alabama	54-1¼
Hutchins, Texas-El Paso	54-1¼

## DECATHLON

Bardales, Cal.-Irvine	7974
Steiner, Brigham Young	7951
Palles, Mississippi State	7917
Hale, Fisk	7648
Larsson, Oregon State	7637
Morey, Pennsylvania	7581
Jacobs, Arizona	7528
Miller, Brigham Young	7495
Alexander, Houston	7475
Wise, Ambassador	7423

## 400-METER RELAY

Southern Cal	38.85
UCLA	39.25
Arizona State	39.26
Auburn	39.31
Texas A&M	39.54
Tennessee	39.69
Louisiana State	39.77
Kansas	39.79
Cornell	39.83
Texas Southern	39.87

## hand timing

Florida State	39.6
San Jose State	39.7
Stanford	39.7

## 1600-METER RELAY

Southern Cal	3:02.2
Villanova	3:02.7
Arizona State	3:03.2
Texas Southern	3:04.0
Kansas	3:04.3
Tennessee	3:04.5
Mississippi State	3:05.5
Southern	3:05.5
Alabama	3:05.9
Howard	3:06.2
Prairie View A&M	3:06.2
Texas A&M	3:06.2



# College Championship Meet Results

## 25th Atlantic Coast Conference Championships

**SCORING**—Maryland 182½, North Carolina State 121, Virginia 84, North Carolina 78, Clemson 58½, Duke 42, Wake Forest 16.

**100**—Nehemiah (M) 10.45, Lomotey (NCS), Calhoun (M), Lancaster (M), Thompson (WF), Wright (WF); **200**—Lomotey (NCS) 21.09, Nehemiah (M), Lanier (NCS), Lancaster (M), Foreman (NCS), Rosenberg (M); **400**—Foreman (NCS) 47.25, Fields (M), Patterson (NCS), Rucker (C), Miller (NC), Bruce (V); **800**—Canty (V) 1:49.59, C. Brown (V), R. Brown (NCS), Rice (C), Adderly (M), Ungrady (M); **1500**—King (NC) 3:48.1, Vogel (C), Francis (NCS), Krichko (C), Belyea (M), Lowe (D); **5000**—King (NC) 14:03.18, Hofstetter (NC), Perkins (D), Cornwell (M), Hoffman (D), Cooper (NC); **10,000**—Perkins (D) 29:59.9, Hofstetter (NC), Bateman (NCS), Cornwell (M), Haack (C), Naylor (M); **110-HH**—Robertson (M) 13.6, Nehemiah (M), Williams (V), Lanier (NCS), Duren (NCS), Miller (NC); **400-H**—Robertson (M) 50.8, C. Williams (V), K. Williams (V), Galbraith (V), Wall (NC), Berich (M); **3000-M STEEPLE**—Clayton (D) 9:19.96, Cotton (V), Dow (V), Taylor (NC), Hage (M), Kutrow (NC).

**HJ**—Melly (M) 7-0, Shuler (NC), Stroup (C), Toth (NCS), Richardson (M), tie Worthy (C) and Williamson (M); **LJ**—Nesbit (D) 7.32, Ivory (M), Kent (M), Calhoun (M), Wise (NCS), Galbraith (V); **PV**—Remus (M) 15-0, Chandler (M) and Oakley (WF) tie, Wilson (NCS), Shankle (D) and Lamp (M) tie; **SP**—Pyka (M) 18.57, Hannah (NCS), Leavitt (NCS), Salzano (NC), Columbus (C), Massey (NC); **DISC**—Columbus (C) 56.71, Vincenzes (V), Leavitt (NCS), Pyka (M), Stallings (NCS), Taylor (V); **JAV**—Ralph (C) 76.03, Gorski (NC), Dubyoski (M), Hartle (C), Rutkowski (V), Stewart (NCS); **TJ**—Ivory (M) 15.69, Coleman (NC), Guthrie (M), Ball (M), Wynne (NC), Phelps (V).

**RELAYS**—440—N.C. State (Brown, Lanier, Patterson, Lomotey) 40.5, Wake Forest, Virginia, North Carolina, Clemson, Duke; **1600**—Maryland (Robertson, Morris, Lancaster, Fields) 3:12.03, Virginia, N.C. State, North Carolina, Clemson, Wake Forest.

**1979 Meet: April 20-21, University of North Carolina.**

## 71st Big Eight Championships

**SCORING**—Oklahoma 109½, Kansas 93, Missouri 79, Kansas State 78, Nebraska 66½, Iowa State 66, Colorado 38, Oklahoma State 28.

**100**—Kelley (O) 10.59, Snoddy (O), Wiley (K), Newell (K), Shavers (OS), Lozito (K); **200**—Wiley (K) 20.74, Snoddy (O), Kelley (O), Lavitt (M), Shavers (OS), Hoagland (N); **400**—Mahoney (N) 46.34, Udo (M), Whitaker (K), Tanner (KS), Mickens (K), Washington (KS); **800**—Poehling (N) 1:48.28, Clark (M), Korir (IS), Wilson (O), McCall (K), Petrie (IS); **1500**—Wilson (O) 3:46.0, DeLashmuth (KS), Lundy (C), Hattersley (O), Hamilton (M), Enz (K); **5000**—Spilsbury (C) 14:10.14, Pfeffer (C), Ijamo (IS), Burmann (C), Anderson (C), McGivern (IS); **110-HH**—Coleman (K) 14.03, Lavitt (M), Kelley (OS), Williams (O), Lee (N), Brcka (IS); **400-H**—Byram (O) 49.85, Roberts (OS), Little (K), Brcka (IS), DeCosta (N), Patton (OS); **3000-M STEEPLE**—Manley (IS) 8:56.6, Bishop (O), Zacharissen (IS), Fisher (M), Allen (N), Staten (M).

**HJ**—Phelps (N) 7-1, tie Piper (M) and Kuehl (IS), Liddell (O), Bryant (O), Herzog (N); **LJ**—Pleasant (O) 24-8½, Gloan (KS), Agbebaku (M), Parks (C), Davies (N), Shaffer (OS); **PV**—Scales (K) 16-0, Johnson (O), Zawislak (M), Knauss (KS), tie Riley (O) and Ross (N); **SP**—Moore (M) 61-0½, Kortemeyer (IS), Bradley (KS), Scheetz (IS), Locke (IS), McGough (KS); **DISC**—Kunz (N) 192-8, Friedeman (K), Harrell (M), Locke (IS), Tabor (O), Kortemeyer (IS); **JAV**—F. Perbeck (KS) 259-9, Bramlage (KS), Stancliff (K), Walton (IS), M. Perbeck (KS), Todd (K); **TJ**—Parette (KS) 53-1, Agbebaku (M), Linck (KS), Sloan (KS), Shaffer (OS), Murray (N).

**RELAYS**—440—Kansas (Lozito, Coleman, Wiley, Newell) 40.23, Oklahoma, Nebraska, Oklahoma State, Kansas State, Missouri; **MILE**—Kansas (Wiley, Mickens, McCall, Whitaker) 3:05.66, Nebraska, Oklahoma, Kansas State, Oklahoma, Iowa State.

## Big Sky Conference

**SCORING**—Idaho State 121, Boise State 108, Weber State 94, Montana 88, Northern Arizona 79, Idaho 53, Montana State 46.

**100**—Sam (BS) 10.70, Curry (NA), Wright (IS), Jones (BS), Cranor (IS), May (I);

**200**—Pearsall (BS) 21.43, Austin (IS), Curry (NA), Sam (BS), Cranor (IS), Wright (IS); **400**—Austin (IS) 46.42, Pearsall (BS), Andrews (M), Tullock (IS), Lott (NA), Marshall (IS); **800**—Wilson (IS) 1:52.63, Henry (BS), Elton (WS), Chavez (WS), Godfrey (WS), Stone (BS); **1500**—Collier (BS) 3:51.77, Chavez (WS), Diaz (IS), Quinn (MS), Browning (M), Hohnholt (WS); **5000**—Ruiz (WS) 14:45.01, Segura (WS), Strong (WS), Martin (NA), Weber (I), Magallanes (BS); **10,000**—Segura (WS) 30:53.52, Raunig (M), Gordon (M), Behrman (M), Ruiz (WS), Gerich (NA); **110-HH**—Wright (IS) 14.15, Kuzma (IS), Caferty (BS), Fox (M), Gangness (I), Stephens (MS); **400-H**—Giem (M) 52.10, Kuzma (IS), Stephens (MS), Kimmell (IS), Ragan (BS), Millicam (WS); **3000-M STEEPLE**—Strong (WS) 9:11.52, Magallanes (BS), Weber (I), Gonsler (I), Hohnholt (WS), Reesman (M).

**HJ**—Moerkerke (MS) 7-1, Sellers (NA), Shattuck (NA), Shaw (WS), Morgan (M), Swanger (WS); **LJ**—Tullock (IS) 23-1¼, Jones (BS), Ogg (MS), Hutt (BS), Swanger (WS), Shelton (NA); **PV**—Morgan (NA) 16-0, Vaughn (WS), tie Lee (IS) and Wilkerson (NA); Wilson (BS), Stebbins (MS); **SP**—Popovich (M) 55-11, Holmes (NA), Allemersch (I), Johnson (I), Cacek (BS), Palkovic (IS); **DISC**—Allemersch (I) 169-4, Holmes (NA), Schmoeger (I), Austin (IS), Cacek (BS), Missel (MS); **JAV**—Butler (MS) 227-8, Swanger (WS), Solberg (M), Valora (NA), Torgison (M), Rall (MS); **TJ**—Johnson (M) 48-1, Hawkins (BS), Ogg (MS), Willis (I), Tullock (IS), Kuzma (IS).

**RELAYS**—440—Idaho State (Cranor, Austin, Tullock, Wright) 40.85, Boise State, Montana, Northern Arizona, Idaho, Weber State; **MILE**—Montana (Andrews, Rogers, Giem, Wells) 3:11.78, Idaho State, Idaho, Northern Arizona, Boise State, Weber State.

## 78th Big Ten Championships

**SCORING**—Michigan 132, Indiana 127, Wisconsin 90, Illinois 61, Ohio State 43, Purdue 32, Michigan State 29, Minnesota 24, Iowa 19, Northwestern 1.

**100**—Hicks (OS) 10.57, Wyatt (I), Gibson (I), Smith (MS), Flowers (MS), Graf (In); **200**—Grace (Mic) 20.72, Flowers (MS), Hicks (OS), Holloway (In), Smith (MS), Graf (In); **400**—Peters (In) 46.22, Grace (Mic), Crouther (Mic), Claypool (I), Okolue (Min), McDowell (Io); **800**—Hughes (In) 1:48.7, White (I), Banter (P), G. Thomas (Mic), Shroyer (In), T. Thomas (Mic); **1500**—Lacy (W) 3:43.5, Visscher (In), Elliott (Mic), Metzler (Min), Moeller (Io), Docherty (Io); **5000**—Donakowski (Mic) 14:07.1, Plasencia (Min), Lacy (W), Jackson (W), Walters (I), McGuire (K); **10,000**—Donakowski (Mic) 29:44.4, Stintzi (W), Randolph (W), Walters (I), Avery (I), Lewis (Mic); **110-HH**—Oliver (OS) 14.00, Chisholm (Mic), Hicks (Mic), Hands (W), Knutson (W), Sturwald (N); **400-H**—Murei (W) 50.74, Hicks (Mic), Lundy (In), Klein (MS), Williams (Mic), Brown (P); **3000-M STEEPLE**—Jackson (W) 8:50.4, Scheper (Mic), Stoneman (In), Craker (In), Weaver (Min), Stintzi (W).

**HJ**—Lattany (Mic) 7-2¼, Ruebel (P), Hansen (Io), Pate (In), Reavis (I), Berry (In); **LJ**—Cannon (In) 24-9, Pate (In), Doolin (Min), Ewald (In), Perryman (I), Jones (Io); **PV**—Stokes (Mic) 16-10, Fox (In), Broek (Io), Scott (W), Dobosy (Mic), Slane (OS); **SP**—Braun (W) 59-9¼, Schneider (MS), Nummi (OS), Betulius (P), Lenzini (I), Rhodes (P); **DISC**—Dudek (In) 184-4, Rhodes (P), Braun (W), Willhite (In), Lenzini (I), Boehmer (Mic); **TJ**—Cannon (In) 53-11¼, Stringfellow (I), Reavis (I), Davis (OS), Stanley (W), Stoddard (W).

**RELAYS**—440—Michigan (Hennigar, Crouther, Chisholm, Grace) 40.42, Indiana, Ohio State, Illinois, Iowa, Michigan State; **MILE**—Michigan (Grace, Wheeler, Hicks, Crouther) 3:09.5, Indiana, Wisconsin, Purdue, Minnesota, Illinois.

**1979 Meet: University of Michigan.**

## California Collegiate Athletic Association

**SCORING**—Cal. Poly-San Luis Obispo 115, Los Angeles State 92, Northridge State 77, Bakersfield State 29, Cal. Poly-Pomona 21.

**100**—James (NS) 10.2, Brodi (NS), Turner (LAS), Carr (LAS), Siai Siai (SLO); **200**—Williams (SLO) 20.5, Siai Siai (SLO), James (NS), Brodi (NS), Hart (LAS); **400**—Williams (SLO) 46.1, Peete (LAS), Miller (LAS), Slaton (NS), Harris (SLO); **800**—Marlow (SLO) 1:50.2, Bisbee (BS), Mejia (LAS), Edds (CPP), Eaton (SLO); **1500**—Aldridge (SLO) 3:47.4, Carlson (CPP), Smith (NS), Rouse (LAS), Capriotti (SLO); **5000**—Schankel (SLO) 14:34.0, Flint (NS), Aldridge (SLO), Kingery (SLO), Magson (LAS); **10,000**—Schankel (SLO) 30:13.6, Kingery (SLO), Rubino (LAS), Hampton (NS), Ruiz (LAS); **110-HH**—Hart (I) 13.6, Siai Siai (SLO), Perkins (BS), Stone (CPP), Briscoe (LAS); **400-H**—Turner (LAS) 50.5, Bartlett (SLO), Strong (BS), Greene (LAS), Perkins (BS); **3000-M STEEPLE**—Breneman (NS) 9:05.4, Packer (NS), Bauer (SLO), Small (SLO), Talbet (NS).

**HJ**—George (LAS) 6-10½, Coleman (NS), Fitzgerald (CPP), Soja (NS), Churchill (SL); **LJ**—Robinson (LAS) 24-1¾, Miller (BS), Tate (SLO), Ward (NS), Smith (BS); **PV**—Eskola (LAS) 17-0½, Robinson (LAS), Reyes (SLO), Ferguson (LAS), Gallagher (SLO); **SP**—Toma (SLO) 54-1½, Rothschild (NS), Michelmore (SLO), McCauley (NS), Wilcox (LAS); **DISC**—McCauley (NS) 163-5½, Vonogas (SLO), Warren (LAS), Fox (BS), Rothschild (NS); **JAV**—Finke (NS) 212-10, Nugent (CPP), Andrews (LAS), Ferguson (SLO), Peterson (SLO); **TJ**—Tate (SLO) 49-7, Robinson (LAS), Luna (LAS), Ward (NS), Miller (BS).

**RELAYS**—400—Cal. Poly-SLO (Douglas, Williams, Bush, Sui Siai) 40.4, Northridge State, Bakersfield State, Los Angeles State; 1600—Cal. Poly-SLO (M. Bush, K. Bush, Bartlett, Williams) 3:11.5, Los Angeles State, Bakersfield State, Northridge State.

### Central Atlantic College Conference

**SCORING**—King's 104, New Paltz 37, Western Connecticut 30.

**100**—Marshall (K) 10.21, Powell (NP), Ndrukvw (WC), Coleman (WC); **220**—Marshall (K) 23.0, Powell (NP), Wall (NP), Ballard (K); **440**—Lewis (NP) 51.89, Arnesen (K), Seyfert (K), Wall (NP); **880**—Dougherty (K) 1:59.3, Dederick (K), A. Lee (K), Robbin (NP); **MILE**—J. Lee (K) 4:31.7, Edwards (K), Olson (K), Thae (NP); **3-MILE**—Edwards (K) 15:07.4, Arnesen (K), Newton (K), Thae (NP); **120-HH**—Eibner (K) 15.7, Naeh (K), Paxton (K), Lambracht (WC).

**HJ**—J. Lee (K) 5-8, Dederick (K), Spremulli (WC), Lambracht (WC); **LJ**—Coleman (WC) 21-8½, Malloy (NP), Spremulli (WC), Lambracht (WC); **PV**—Eibner (K) 11-6, Schuit (K), Beach (K), Lubus (WC); **SP**—Beck (K) 38-8¼, Cunningham (WC), Gonzalez (NP), Wheelock (K); **DISC**—Gonzalez (NP) 119-11, Schmell (K), Petri (K), Anderson (WC); **JAV**—Beck (K) 160-6, Beach (K), Damas (WC), Schmell (K); **TJ**—Naeh (K) 42-2, Lambracht (WC), Coleman (WC), Lathan (NP).

**RELAYS**—440—New Paltz 46.3, Western Connecticut, King's; **MILE**—King's 3:29.3, New Paltz.

### East Coast Conference

**SCORING**—Delaware 121, Bucknell 99½, Temple 91, Lafayette and Lehigh 63 (tie), St. Joseph's 56½, West Chester State 54, LaSalle 35, Drexel 28, Rider 7.

**100**—McCreary (De) 10.88, Grossman (T), McAndrew (R), Tyler (B), Pollard (WCS), Kappel (Le); **200**—Kovalczyk (Laf) 21.68, McCreary (De), Grossman (T), Grieco (SJ), Hyatt (SJ), McKefferly (De); **400**—Kovalczyk (Laf) 46.85, Baxter (T), Pechart (WCS), McKefferly (De), Williams (Le), Franchetti (LS); **800**—Fannon (Laf) 1:51.1, Burke (LS), Genter (SJ), Miller (T); **1500**—Beam (LS) 3:51.63, McAndrew (B), Armstrong (T), Horne (WCS), Benner (Laf), Goodell (B); **5000**—Glavin (SJ) 14:35.19, Bickel (B), Edmonds (B), Horne (WCS), Waddington (LS), Kelsch (De); **10,000**—Edmonds (B) 30:49.26, Bickel (B), O'Shea (B), Sprick (Le), Shaklee (Dr), Dolan (B); **110-HH**—Brooker (T) 14.61, Cuneo (SJ), Norris (WCS), Casey (T), Cranney (T), Nissley (Le); **400-H**—LeNoir (De) 52.65, Kelly (SJ), R. Vanderhoof (SJ), G. Vanderhoof (LS), Heindel (De), Brooker (T); **3000-M STEEPLE**—Hurd (T) 8:55.6, Kobza (B), Stroup (De), Palesko (B), Fillebrown (B), Waddington (LS).

**HJ**—Majewski (WCS) 6-11, Ramsey (De), McVan (WCS), Miller (B), tie Steen (WCS) and Eirikis (SJ); **LJ**—Ingram (De) 22-4½, Allen (Le), Gebhard (De), Pritchard (B), Miller (B), Smiley (WCS); **PV**—Doyle (Le) 15-6, Jones (Laf), Harris (Laf), Morris (De), tie Ressler (WCS) and Firmani (LS); **SP**—Manahan (Dr) 49-9¼, Serafenas (De), Schunck (Le), Koube (De), Ebbott (B), Cooke (WCS); **DISC**—Serafenas (De) 168-3, Hellekjael (Le), Blair (La), Manahan (Dr), Dakan (B), Bottner (De); **JAV**—Thomas (T) 207-3½, Garza (LS), Jarrell (Le), Stone (Dr), Grayson (WCS), Whitaker (De); **TJ**—Butler (T) 48-3¾, Stauffer (Le), Dunston (Dr), Coghlan (B), Gebhard (De), Ufer (SJ).

**RELAYS**—440—Delaware (McCreary, McKefferly, Heindel, Gebhard) 42.31; **MILE**—Temple (Casey, Miller, Baxter, Grossman) 3:16.04, West Chester State, Delaware, Lehigh, St. Joseph's, Rider.

### Eastern Intercollegiate Athletic Association

**SCORING**—Southern Connecticut 51, Brandeis 47, Springfield 35, Lowell 30, Coast Guard 25, MIT 18½, Central Connecticut 18, Fitchburg 17, Westfield State 10½, Providence 10, Bowdoin 9, Worcester State, Salem State and Bentley 7 (tie), Bates and Boston State 6 (tie), New Haven and Colby 3 (tie), Middlebury, Tufts and Amherst 2 (tie), Trinity and Worcester Poly 1 (tie), Bryant ½.

**100**—Samuels (Sp) 9.9, Cage (L), Moore (Bra), Pittman (L), Mathews (Bo); **220**—Strang (Bo) 21.5, Moore (Bra), Cage (L), Krebs (CC), Albright (WeS); **440**—Strobino (SC) 49.4, Labonte (WeS), Neeley (SC), Rambert (M), Detscher (SC); **880**—Garland (Bra) 1:54.2, Crimlisk (Be), Costigan (WoS), Wise (Sp), Schultz (NH); **MILE**—Bostick (Bra) 4:06.9, Garland (Bra), LaVallee (SS), Nasser (MIT), Smith (Sp); **3-MILE**—Ball (P) 13:52.2, Reed (P), Bostick (Bra), Stronach (BS), Rodenheiser (BS); **6-MILE**—Oparowski (Bra) 29:24.2, Newhall (Sp), Woolheater (CG), Hurton (L), McCutcheon (Bra); **120-HH**—Sarna (CG) 15.0, Dobson (SC), Iadarola (Be), Turlo (MIT), Wheeler (WP); **440-H**—Nealy (CC) 53.4, Brown (F), Sarna (CG), Davis (SC), Norman (A); **3000-M STEEPLE**—Forster (Bra) 9:15.7, Bayus (F), Kille (F), Lawton (Bra), Cronin (CG).

**HJ**—Turlo (MIT) 6-8, Brown (Sp), Rahill (CG), Polakowski (SC), tie Fisher (WeS), Ertel (Bry) and Von Borstel (MIT); **LJ**—Brady (SC) 22-10¼, Visbaras (Bra), Berquist (BS), Scholz (CC), Davis (SC); **PV**—Allard (CG) 15-7, Johnston (SC), Beaulieu (C), Callahan (Tu), Crispin (C); **SP**—Horowitz (SC) 50-10, Krustapendus (WoS), Mandilo (WeS), Snyder (Bra); **Haskell (L); DISC**—Brice (L) 169¼, Sefferlen (MIT), Lynch (Sp), Lambert (Co), Poulin (Tr); **JAV**—Tarnowitz (Sp) 216-1, Appel (SC), Neeley (SC), Rambert (Mi), Detscher (SC); **TJ**—Visbaras (Bra) 47-7¼, Earls (SS), Anderson (L), Spellman (NH), Stokes (SC).

**RELAYS**—440—Springfield (Rapasarda, Cole, Samuels, Mehring) 42.6, Fitchburg, Central Connecticut, Bowdoin; **MILE**—Southern Connecticut 3:19.8, Central Connecticut, Coast Guard, Westfield State, Springfield.

### 49th Far Western Conference Championships

**SCORING**—Hayward State 22 1/6, California-Davis 108, Stanislaus State 86, Sacramento State 67¾, Humboldt State 61¼, Chico State 52½, San Francisco State 48.

**100**—Smith (Sac) 10.7, Ingram (Sac), Corker (Hay), Simmons (Hay), Clay (St), Munday (Hay); **200**—Smith (Sac) 21.9, Ingram (Sac), Corker (Hay), Nelson (St), Simmons (Hay), Jordan Flax (SF); **400**—Nelson (St) 48.8, Ward (Hay), Roosevelt (SF), Ruppenstein (SF), Hardig (CD), Peterson (SF); **800**—Americh (Hay) 1:52.6, Harris (St), Podolski (Hum), Ruggle (CS), (Hum), King (CD), Molina (Sac); **1500**—Hammer (Hum) 3:53.8, Pratt (CD), Ruggle (CS), Simons (CD), Hornstra (SF), Sutherland (Sac); **5000**—Quintana (Hay) 14:28.7, Peters (Hum), McGrath (CD), Ebiner (Hum), Baudendistel (Sac), Tucker (Hum); **10,000**—Emry (Hum), McGraw (CD), Van Horn (Sac), Tucker (Hum), Hansen (Hum), Speere (CD) 30:57.3, Palladino (CD), Van Horn (Sac), Dobbins (Hay), White (Hay), Conley (Hum); **100-HH**—Thurman (SF) 14.6, Lucky (St), Dobbins (Hay), White (Hay), Conley (Hay), Edwards (Sac); **400-H**—Swift (St) 53.3, Campbell (CD), Godbold (CD), Wigton (Hay), Zavalta (CS), Rinker (Hay); **3000-M STEEPLE**—Heide (Hum) 9:05.1, Høglund (CD), Olson (CS), Embody (Hay), Anex (CD), Ellis (Sac).

**HJ**—Haber (Hay) 7-1, Link (CD), Wiley (Hay), tie Tevis (Sac), Wright (Hay), Jenkins (Hay) and Smith (Hum); **LJ**—Garner (Hay) 23-7, Wamble (Hay), Hardey (CD), Tipton (Hum), Gomes (Hay), Long (Hay); **PV**—Olson (Hay) 15-4½, Reitz (Hay), Spratt (Sac), tie Grace (Hay), Hallet (Hay) and Lehor (CS); **SP**—Doll (Hay) 59-5, Johnson (Hay), Williams (Hay), Pittman (St), Boriero (St), Wilson (CD); **DISC**—Williams (Hay) 166½, Silcox (CS), (Hay), Pittman (St), Boriero (St), Maier (CD), Westfall (Hum); **JAV**—Mosbacher (CS) 190-7¼, Pittman (St), Boriero (SF), Anderson (CS), Boriero (St), Carozzi (Hay); **TJ**—Garner (Hay), Richards (CD), Gilmore (Hay), Diazjogo (Hay), Ratliff (SF), Elliott (SF), Johnson (Hum); (Hay) 49-11¼, Wamble (Hay), Diazjogo (Hay), Lee (Hay), Robinson (St), Wilson (CD), Martin **HAM**—Sawyer (Hay) 199-6¼, Snyder (SF), Lee (Hay), Robinson (St), Fournier (Sac), Nunally (CS); **DECATHLON**—Scruggs (CD) 6,309, Cobb (CS), Driskel (St), Fournier (Sac), Nunally (Hay), Yund (Sac).

**RELAYS**—400—Hayward State (Simmons, Munday, Corker, Gomes) 41.7, Sacramento State, Stanislaus State, Chico State, San Francisco State, California-Davis; **1600**—Stanislaus State (Karila, Nelson, Swift, Harris) 3:16.8, Hayward State, California-Davis, Humboldt State, San Francisco State, Chico State.

### Independent College Athletic Conference

**SCORING**—Rensselaer 167, Rochester Tech 141, St. Lawrence 129, Alfred 83, Ithaca 76, Hobart 22.

**100**—Jarvie (I) 10.7, Bell (RT), Dunlap (R), Hudson (H), Cautchen (A), Ritchie (I); **200**—Schneiderman (SL) 22.5, Dunlap (R), Bell (RT), Ritchie (I), Madormo (RT), Hudson (H); **400**—Stebbins (RT) 51.4, Madormo (RT), Voorhees (SL), Richardson (H), Martin (RT), Handler (I); **800**—Howard (SL) 2:00.3, Woodward (SL), Helbig (RT), Kelsey (R), Petto (R), Carlson (R); **1500**—Howard (SL) 4:15.2, Barnes (A), Leary (R), Woodward (SL), Holland (SL), Klemm (H); **5000**—Herbert (R) 15:41.7, Price (A), Leary (R), DeSimone (RT),

Leonard (R), English (SL); **10,000**—Herbert (R) 32:37.0, DeSimone (RT), Suddaby (SL), Tschorke (A), Yatsko (SL), Letarte (RT); **110-HH**—Schneiderman (SL) 14.8, Clode (SL), Allen (A), Collins (R), Kunzinger (A), Bottari (R); **400-H**—Stebbins (RT) 54.5, Smith (SL), Carlson (R), Collins (R), Allen (A), Clode (SL); **3000-M STEEPLE**—Herkenham (R) 10:23.0, Howe (SL), Hall (SL), Curley (A), Ferris (RT), Cioffi (SL).  
**HJ**—O'Daniell (SL) 6-9, Barkley (RT), Gray (I), Marquit (A), Arahamiam (R), Cromer (I); **LJ**—Hudson (SL) 22-7½, Bell (RT), Alexander (R), Cromer (I), Willox (SL), Barkley (RT); **PV**—Scalice (A) 14-0, Ritter (RT), Beard (R), Fenno (R), Loewy (A), Legner (RT); **SP**—Bowers (R) 48-4, Lalikos (R), Kearns (R), Mackey (I), Schunck (I), Faulks (I); **DISC**—Benoit (A) 141-2½, Kraus (RT), Lalikos (R), Mackey (I), Schunck (I), Faulks (I); **JAV**—Rubinstein (I) 175-7½, Laukaitis (RT), Willox (SL), Tompkins (I), Hirt (H), Rogan (R); **TJ**—Cromer (I) 43-10¾, Bell (RT), Marquit (A), Gray (I), Barkley (RT), Quigley (R); **HAM**—Warena (R) 139-8, Mason (A), Lahkos (R), Bowers (R), Kesel (RT), Brown (A).  
**RELAYS**—**440**—Rochester Tech (Madormo, Martin, Bell, Stebbins) 44.4, Ithaca, Rensselaer, Alfred, St. Lawrence; **MILE**—Rochester Tech (Martin, Madormo, Helbig, Stebbins) 3:28.6, St. Lawrence, Rensselaer, Ithaca, Alfred.

**28th Indiana Collegiate Conference Meet**

**SCORING**—Butler 112, Indiana Central 89½, Valparaiso 55½, Evansville 41, St. Joseph's 4.

**100**—Hennings (E) 10.08, Williams (E), Berry (E), Cowell (V), Fogarty (B); **220**—Hennings (E) 22.55, Berry (B), Cowell (V), Massie (IC), Williams (E); **440**—Vasser (B) 49.59, Massie (IC), Greenburg (B), Currie (V), Campbell (IC); **880**—Buhler (B) 1:55.12, Williams (IC), Kenneson (B), Scott (B), Sparks (IC); **MILE**—Kilcoyne (V) 4:19.34, Jakubovic (B), Bell (IC), Stephenson (E), Sharpe (B); **3-MILE**—Jakubovic (B) 15:09.07, Kilcoyne (V), Bell (IC), Stephenson (E), Brooks (B); **6-MILE**—Cox (B) 31:07.33, Lorek (B), Bright (IC), Lilly (IC), Barnes (SJ); **120-HH**—Balgeman (V) 15.50, Helming (V), Bray (SJ), O'Conner (B), Meadows (B); **440-H**—Helming (V) 55.86, Lux (B), Wires (E), Vickery (B), Balgeman (V); **3000-M STEEPLE**—Bueno (IC) 8:54.57, Brooks (B), Adams (IC), Puckett (IC), Oliver (B).  
**HJ**—Kluska (B) 6-9, Hill (IC), Fisher (V), Pearson (IC), Meadows (B); **PV**—Larabee (B) 13-0, tie Orvidas (V) and Hetrick (IC), Ventors (B), Switzer (IC); **SP**—Wollman (IC) 54-10¾, Novak (IC), Lanie (IC), Logsdon (B), Goshert (B); **DISC**—Young (IC) 159-1, Goshert (B), Novak (IC), Keiff (IC), Wollman (IC); **JAV**—Weaver (IC) 186-10, Campbell (IC), Hauss (B), Goshert (B), Streufert (V); **TJ**—Ford (B) 44-4¼, Streufert (V), Hammond (V), Kluska (B), Raukar (V).  
**RELAYS**—**440**—Evansville 43.05, Butler, Indiana Central, Valparaiso.

**Iowa Intercollegiate Athletic Conference**

**SCORING**—Luther 192, Central 181, Wartburg 57½, Simpson 52, Dubuque 50, William Penn 25½, Buena Vista 17, Upper Iowa 14.  
**100**—Keller (C) 9.73, Davis (S), Long (C), Goerss (WP), Rempp (UI), tie Cahalan (W) and Elliot (WP); **220**—Keller (C) 21.84, Kust (L), Davis (S), Goerss (WP), Cahalan (W), Brandt (L); **440**—Kust (L) 52.4, Cebold (D), Van Pelt (S), Stremlow (D), Brandt (L), Mueller (W); **880**—Hollingsworth (C) 2:04.45, Dotseth (L), Fjelstad (L), Dawes (C), Moeller (W), Hendred Rogers (W); **MILE**—Fjelstad (L) 4:30.2, Fitzsimmons (C), Mullen (L), Hantsbarger (C), Corson (L), Novak (D), Lindberg (L); **6-MILE**—Murray (L) 31:36.3, Higgins (L), Johnson (L), Paxton (W), Sparks (C), Fyfe (C); **120-HH**—B. Peckham (L) 14.84, Martin (C), Lillibridge (L), Shead (C), Mullen (W), Koletis (C); **440-H**—B. Peckham (L) 59.02, Koletis (C), Daniels (C), J. Peckham (L), Hawkins (C), Ginn (WP); **3000-M STEEPLE**—Cudworth (L) 9:53.10, Novak (D), Holt (L), Redman (L), Fyfe (C), Schorgi (C).  
**HJ**—Millard (WP) 6-4, Dohnalek (W), Blanton (D), Tadema (C), Weir (C), Nagel (D); **LJ**—Rempp (UI) 22-9, Struthers (R), Barborka (S), B. Peckham (L), Wettach (L), Koletis (C); **PV**—Biedermann (L) 14-6, Forsgren (S), Lacke (C), Kots (C), Hall (W), Burke (W); **SP**—Lind (C) 48-8¾, Menary (C), Salinas (D), Murray (W), Sojka (W), Donahue (C); **DISC**—Hangartner (L) 164½, VanderPol (C), Murray (W), Lind (C), Varguson (WP), Donahue (C); **JAV**—Sojka (W) 194-7, Nieland (C), Petersen (L), Barborka (S), Rempp (UI), Laferty (C); **TJ**—Erickson (C) 44-3, Kramer (D), Struthers (R), Barborka (S), Kabisch (B), Tadema (C).  
**RELAYS**—**440**—Central (Poulter, Long, Wilken, Keller) 44.85, Luther, Simpson, William Penn, Wartburg, Dubuque; **MILE**—Wartburg (Mullen, Moeller, Guetzlaff, Mueller) 3:33.56, Luther, Dubuque, Simpson, Central, Buena Vista.

**43rd Mason-Dixon Conference Championships**

**SCORING**—Frostburg State 153½, Mt. St. Mary's 69, Towson State 35, Maryland-Baltimore County 23½, George Mason 21.  
**100**—Cottman (FS) 9.9, Carvin (TS), Delmoor (MSM), Bouie (MSM), Wilson (TS); **220**—Cottman (FS) 22.2, Delmoor (MSM), Brady (FS), Butler (FS), Woolfolk (TS); **440**—Butler (FS) 49.6, Merritt (MSM), Savoy (FS), Winterling (TS), Kosh (MBC); **880**—Martin (MSM) 1:53.6, Richardson (FS), Bland (FS), Rodgers (FS), Bassett (FS); **MILE**—Cline (FS) 4:14.6, Ireland (MSM), Feldheim (MBC), Kelly (FS), Biniak (MBC); **3-MILE**—Gavin (FS) 14:21.4, Quinn (FS), Landis (MSM), Biniak (MBC), Kelly (FS); **6-MILE**—Albers (GM) 30:34.0, Quinn (FS), Rodriguez (GM), Schueler (FS), Denson (MBC); **110-HH**—Christian (FS) 14.6, Vaddy (TS), Jackson (FS), Gwinn (FS), Williams (MBC); **400-H**—Vaddy (TS) 54.5, Jackson (FS), Gwinn (FS), Johnson (MBC), Christian (FS); **3000-M STEEPLE**—Landis (MSM) 9:01.9, Sueffert (MSM), McKenzie (TS), Ocian (MSM), Albers (GM).  
**HJ**—Savoy (FS) 6-7, Erricker (FS), Philbin (FS), Mack (GM), Schultz (GM); **LJ**—Barrasso (MSM) 22-10, Casabonte (FS), Ridgeway (FS), M. Taylor (FS), Delmoor (MSM); **PV**—Mills (TS) 14-0, Baratz (MBC), Baker (GM), Peterson (MBC), Brown (FS); **SP**—Grotte (FS) 49-5, Brooks (MSM), Sullivan (FS), DeVore (FS); **DISC**—Sullivan (FS) 143-2, DeVore (FS), Brooks (MSM), Rose (FS), Grotte (FS); **JAV**—Brooks (MSM) 184-9, Zaleski (MBC), Suttmeier (FS), Morris (GM), Potts (MSM); **TJ**—M. Taylor (FS) 46-10¼, Burnett (FS), G. Taylor (FS), Barrasso (MSM), Skinner (TS).  
**RELAYS**—**440**—Frostburg State (Payne, Savoy, Brady, Cottman) 42.5, Towson State, Mt. St. Mary's, Maryland-Baltimore County, George Mason; **MILE**—Mt. St. Mary's (Merritt, Crawl, Martin, Delmoor) 3:21.3, Frostburg State, Towson State, Maryland-Baltimore County, George Mason.

**Michigan Intercollegiate Athletic Association**

**SCORING**—Calvin 81, Albion 49, Adrian 38, Hope 34, Alma 33, Olivet 29, Kalamazoo 7.  
**100**—Peregy (O) 10.8, Alkema (C), Mulder (C), Armstrong (Alb), Weeks (Ad); **200**—Peregy (O) 21.66, Alkema (C), Williams (O), Mulder (C), Nichols (Alb); **400**—Smith (Am) 48.31, Williams (O), Zavislak (Alb), Ridder (C), Carr (Alb); **800**—Houseward (C) 1:53.86, Oberlin (C), Lewis (O), Ball (Alb), Bray (Alb); **1500**—Northuis (H) 3:56.85, Boyd (Ad), Tuok (C), Buchanan (Alb), Damon (O); **5000**—Hoekstra (H) 15:01.05, Moger (H), Diekema (C), Buchanan (Alb), Chase (K); **110-HH**—Harvey (Alb) 14.84, Visser (C), VanderKamp (C), Maxwell (Alb), Faust (Ad); **400-H**—VanderKamp (C) 54.62, Brackett (Ad), Faust (Ad), Bevan (K), Maxwell (Alb).  
**HJ**—Hitchens (Am) 6-6, Kellerman (Am), Landini (Alb), Van Arendonk (H), Fahrbach (Ad); **LJ**—Venstra (C) 23¾, VanderKoooy (C), Mitchell (Alb), Rosema (C), Nichols (Alb); **PV**—Busscher (C) 13-6, Dietrich (K), Weeks (Ad), Steele (Alb), Huggins (H); **SP**—Butler (Ad) 46-11, Cordes (H), Southworth (Ad), VanderMeulen (H), Bennett (Am); **DISC**—Southworth (Ad) 139-11, Cordes (H), VanderMeulen (H), Williams (Ad), Van Lanen (Alb); **JAV**—Weaver (Am) 178-3, VanValkenberg (C), Peck (Alb), Kosciusko (Am), Bennett (Am); **TJ**—Cok (C) 44-4, Nichols (Alb), Harder (Alb), Williams (Ad), Smith (Am).  
**RELAYS**—**400**—Calvin (Altema, Ridder, Venstra, Mulder) 42.53, Albion, Alma, Adrian, Olivet; **1600**—Olivet (Peregy, Hendricks, Jenkins, Williams) 3:20.74, Albion, Calvin, Hope, Alma.  
**1979 Meet: May 11-12, Hope College.**

**32nd Mid-American Conference Championships**

**SCORING**—Eastern Michigan 156, Central Michigan 106, Western Michigan 103, Miami 87, Ohio 75, Ball State 44, Kent State 42, Bowling Green 20, Toledo 14, Northern Illinois 4.  
**100**—Ogunfevomi (O) 10.4, Carter (KS), Delor (EM), Mitchell (EM), Williams (CM), Strong (O); **200**—Marshall (KS) 21.3, Mitchell (EM), Delor (EM), M.S. Smith (M), M. Smith (WM), Young (O); **400**—Rogers (BS) 47.1, Ray (EM), Blank (CM), Bush (BS), Cadogan (EM), Gibson (EM); **800**—Banovic (CM) 1:48.3, Marsh (BS), Erigari (T), Weaver (EM), Anich (BG), Wojtala (EM); **1500**—Duits (WM) 3:47.0, Helms (EM), Young (EM), Weaver (EM), Schlachter (BS), Karasiewicz (WM); **5000**—Duits (WM) 14:21.8, Johnson (M), Lunn (BG), Zylstra (WM), Housely (BG), Grabowski (EM); **10,000**—Zylstra (WM) 30:50.9, Jones (EM), Farmer (WM), Ferguson (EM), Savicke (WM), Fethke (EM); **110-HH**—Dils (EM) 13.9, Alexia (CM), Brown (BS), Ramsey (EM), Jackson (EM), Whitehead (O); **400-H**—Alexia (CM) 50.7, Dils (EM), Jackson (EM), Lloyd (O), Vaughn (M), Sutton (CM); **3000-M**

**STEEPLE**—Zylstra (WM) 8:59.7, Grabowski (EM), Lewis (WM), Johnson (M), Lewis (BS), Erigari (T).

**HJ**—Winsor (CM) 7-2, Wight (M), Doyen (EM), Wagner (O), Middlebrook (M), DuBose (T); **LJ**—Ogunfeyimi (O) 25-8½, Bean (O), Williams (WM), DuBoise (T), Schuler (T), Lane (WM); **PV**—Gilders (O) 16-3, Lohten (EM), Teeple (EM), Kelly (BS), Lusk (WM), Babits (WM); **SP**—Pauletto (CM) 64-8¾, Diviney (KS), Seldon (CM), Reardon (CM), Byrne (BS), Zipko (M); **DISC**—Mayer (M) 155-4, Demarse (EM), Seldon (CM), Baughman (M), Zipko (M), Jaworek (WM); **JAV**—Parisi (WM) 258-8, Johnson (CM), Elkins (M), Yantko (O), Eichaker (NI), Crook (M); **TJ**—Williams (WM) 50-2, Ogunfeyimi (O), Thompson (M), Tucker (CM), Moening (NI), White (M); **HAM**—Breidenbach (KS) 185-11, Zipko (M), Klimoff (WM), Willis (KS), Pauletto (CM), Reardon (CM); **DECATHLON**—Bastien (EM) 7:210, Davis (M), Opelt (BG), Hollabaugh (BS), Fritz (O), Kolger (BS).

**RELAYS**—400—Ohio (Bean, Young, Phillips, Ogunfeyimi) 40.5, Central Michigan, Miami, Western Michigan, Kent State, Ball State; 1600—Central Michigan (Alexia, Blank, Banovic, Burks) 3:10.3, Eastern Michigan, Miami, Bowling Green, Ohio, Western Michigan. **1979 Meet: May 17-19, Eastern Michigan University.**

### Minnesota Intercollegiate Athletic Association

**SCORING**—Hamline 161, St. Olaf 114, St. John's 69, St. Thomas 68, Concordia 61, Bethel 53, Macalester 38, Gustavus Adolphus 21, Augsburg 4.

**100**—Allen (B) 10.6, Uzuh (ST), Dufresne (H), Sletten (G), Burkhardt (C), Kiedrowski (SJ); **220**—Allen (B) 22.1, Ferricks (SJ), Uzuh (ST), Rogotzke (GA), Burkhardt (C), Duchenes (H); **440**—Averetta (M) 49.6, Wasiliuk (H), Westerman (SO), Brunsvold (C), Lemke (H), Weyandt (ST); **880**—Brown (B) 1:55.7, Roth (ST), Clapp (B), Ranum (SO), Knight (SO), Hanson (C); **MILE**—Palmquist (SO) 4:19.7, Stokka (SO), Mehrhof (H), Boutelle (M), Wills (H), King (ST); **3-MILE**—Palmquist (SO) 14:45.1, Mausling (M), Mayo (ST), Johnson (GA), Olson (H), Gathje (SJ); **6-MILE**—Mausling (M) 29:50.2, Olson (H), Haugan (SO), Perske (SJ), Ehmantrant (SJ); **120-HH**—Lindberg (H) 15.4, Futterer (H), Frank (ST), Graham (H), Asmus (H), Fox (C); **440-H**—Fox (C) 54.5, Ranum (C), Schroer (H), Rosvold (A), Donahue (SJ); **3000-M STEEPLE**—Hatlie (SJ) 9:20.9, Westberg (H), Mandler (ST), Perske (SJ), Haugan (SO), King (ST).

**HJ**—Stark (H) 6-8, Theobald (SJ), Lexmond (SJ), Dale (C), Nystuen (C), Nye (SO); **LJ**—Sackrison (SO) 22-4¾, Dobyns (SO), Poppe (G), Ingelin (H), Swanson (H), Orwoll (SO); **PV**—Jungbauer (H) 14-6, Cleary (SO), Sorenson (SO), Ermkovik (SO), Longbella (SJ), Johnson (B); **SP**—Severson (H) 55-2, Lander (H), Dustrod (H), Kubat (H), Deitz (ST), Hennum (C); **DISC**—Severson (H) 167-4, Deitz (ST), Grimm (ST), Steaves (B), Lieske (H), Doherty (SJ); **JAV**—Kangas (C) 213-5, Crabtree (H), Albrecht (SJ), Grimm (ST), Lidke (SO), Bates (SO); **TJ**—Sackrison (SO) 46-5, Orwoll (SO), Ingelin (H), Stipe (B), Van Peenen (SO), Self (GA).

**RELAYS**—440—St. John's (Kelly, Pribyll, Kiedrowski, Fredricks) 42.9, Hamline, Concordia, St. Thomas, St. Olaf, Gustavus Adolphus; **MILE**—Concordia (Baldwin, Brunsvold, Kollar, Ranum) 3:21.0, Bethel, Macalester, St. John's, St. Olaf, St. Thomas.

### National Christian College Athletic Association

**SCORING**—Northwestern 122, Cedarville 93½, Eastern Mennonite and Liberty Baptist 65 (tie), Mid-America Nazarene 56, King's 38, Olivet Nazarene 32½, Baptist Bible 25, Southern Bible 22, Lee 20, Messiah 14½, Mt. Vernon Nazarene 13, LeTourneau 8, Grand Rapids Bible 6, Tennessee Temple 4, Clearwater Christian and Concordia Lutheran 1 (tie), Cincinnati Bible 0.

**100**—Wipf (N) 11.2, Shope (BB), Budish (N), Green (SB), Neal (ON), Couchenour (MVN); **200**—Wipf (N) 22.7, Shope (BB), Tumblin (ON), Budish (N), Johnson (LB), Hutchison (C); **400**—Balzer (N) 50.4, Dederick (K), Streitmatter (C), Payne (C), Krueger (N), Seyfert (K); **800**—Good (EM) 1:56.3, Dougherty (K), Dahmes (N), Carper (LB), Boehm (BB), Arneson (K); **1500**—Layman (EM) 3:57.1, Erickstad (LeT), Frisk (LB), Hickman (C), Coburn (MAN), Zook (EM); **5000**—Layman (EM) 14:54.5, Hull (C), Coburn (MAN), Zook (EM), Shaw (C), Malone (N); **10,000**—Hull (C) 31:07.2, Malone (N), Keller (MAN), Hostetter (EM), Wright (MVN), Edwards (K); **110-HH**—Pigg (LB) 15.8, Frazier (SB), Eibner (K), Miller (EM), Stoughton (ON), Scouten (LB); **400-H**—Herr (EM) 55.4, Pigg (LB), Pruter (MAN), Paxton (K), Mosley (MVN); **3000-M STEEPLE**—Hull (C) 9:30.4, Keller (MAN), Gorman (BB), Yater (C), Prins (N), Clark (C).

**HJ**—Frazier (SB) 6-1¾, tie Buzenski (ON) and Budish (N), Gardner (MAN), Miller (EM),

tie Yater (C), Shindle (ON) and Rowe (M); **LJ**—Herkeley (Lee) 22-6½, Budish (N), Herr (EM), Schlich (TT), Peters (C), Stevens (CC); **PV**—Peters (C) 14-3, Hester (MAN), Kresge (GRB), Fultz (N), Beach (K), Eibner (K); **SP**—Rogers (C) 48-1¼, Muro (N), Radcliff (LB), Walton (MVN), Wells (MAN), Shuey (ON); **DISC**—Rogers (C) 143-7, Goetz (LB), Shuey (ON), Black (EM), Wells (MAN), Schmell (K); **JAV**—Auch (MAN) 177-6, Muro (N), Deal (LB), Kronawetter (M), Sprano (LB), Albers (CL); **TJ**—Herkeley (Lee) 45-3¾, Budish (N), Rowe (M), Thomas (M), Heffernan (C), Naehr (K).

**RELAYS**—440—Northwestern (Harrison, Budish, Balzer, Wipf) 43.6, Olivet Nazarene, Liberty Baptist, Mt. Vernon Nazarene, Cedarville, Baptist Bible; **MILE**—Northwestern (Balzer, Krueger, Dahmes, Wipf) 3:26.7, Cedarville, Liberty Baptist, King's, Mid-America Nazarene.

### New England Small College Athletic Conference

**TEAMS**—Amherst, Bowdoin, Bates, Colby, Hamilton, Middlebury, Trinity, Tufts, Wesleyan, Williams.

**100**—Strang (Bo) 9.9, Eubanks (A), Brown (We), Capasse (Bo), Mobley (H), Shapiro (Tu); **220**—Strang (Bo) 21.7, Eubanks (A), Johnson (M), Blanton (Ba), Cook (Bo), Beckett (Wi); **440**—Odum (We) 50.3, Rambert (M), Romaine (H), Getchell (C), Nicholas (Tu), tie Gorodetsky (Bo) and Appenteng (We); **880**—Cloutier (Ba) 1:58, Albrecht (A), Murphy (We), Gardner (Ba), Foster (M), Howe (Tr); **MILE**—McGowan (H) 4:16.6, Darrow (Wi), Peters (Ba), Ingersol (Bo), Mitchell (Bo), Rooney (Ba); **3-MILE**—Oparowski (Ba) 14:43.8, Schreck (Wi), McBride (Tu), Freme (Bo), Smith (We), Leonard (Ba); **10,000**—Rose (Ba) 32:57.01, Walton (Ba), Burgess (H), Karl (H), Moriarty (A), Levenson (Ba); **120-HH**—Wang (Tr) 15.3, Romaine (H), Paton (Bo), Costin (Tu), Gardner (H), Meyers (Bo); **400-H**—Norman (A) 55.8, Welch (H), Donadio (Tu), Sutherland (A), Johnson (C), Curran (Ba); **3000-M STEEPLE**—Horowitz (M) 9:32.2, Drummy (Tu), Nordstrom (Ba), Milne (Bo), Nill (H), St. Clair (Wi).

**HJ**—Kazilionis (C) 6-2¼, McInnes (Tr), tie Cross (Bo) and Meads (Bo), Fink (Bo), tie Stephens (A) and Romaine (H); **LJ**—Bumpers (Tr) 22-1, Gerow (Bo), Sutherland (A), Lodi (C), Messerly (Bo), Misarski (We); **PV**—Callahan (Tu) 14-1¼, Crispin (C), Mimicus (A), tie Brown (Ba) and Fnary (A), Abrahms (A); **SP**—Bowman (C) 46-9, Miller (Ba), McCabe (Tr), Jarsinski (H), Povlin (Tr), Jaffe (A); **DISC**—Povlin (Tr) 153-8½, Lambert (C), Mather (Tr), Parsons (M), Miller (Ba), Spears (Bo); **JAV**—Rodriguez (Ba) 194-11, Saul (A), Dellerario (Wi), McKeenan (Tr), Chance (Wi), Collins (Wi); **TJ**—Norse (M) 44-6, McInnes (Tr), Barry (Ba), Bumpers (Tr), Misarski (We), Gerow (Bo); **HAM**—Tanner (Wi) 169-9, McCabe (Bo), Sterling (Tu), Daush (Tu), Handsehunacher (H), Mumma (Tu).

**RELAYS**—440—Middlebury 44.2, Hamilton, Wesleyan, Tufts, Colby; **MILE**—Bowdoin 3:26.5, Colby, Hamilton, Middlebury, Trinity, Wesleyan.

### Northern Illinois Intercollegiate Conference

**SCORING**—Illinois Benedictine 101, Concordia Teachers 74, Olivet Nazarene 61, Trinity 28.

**100**—Johnson (IB) 10.13, Dickson (IB), Martens (CT), Tumblin (ON), Hoyer (CT); **220**—Johnson (IB) 22.65, Dickson (IB), Tumblin (ON), Martens (CT), Schnurstein (CT); **440**—Brockberg (CT) 51.98, Skoglund (T), Hinz (CT), Phillips (IB); **880**—Kershner (CT) 2:02.03, Montgomery (ON), Swiech (IB), Herrera (IB), Smith (T); **MILE**—Kershner (CT) 4:33.0, Montgomery (ON), Herrera (IB), Hickman (IB), Smith (T); **3-MILE**—Donnell (IB) 15:34.94, Strevell (IB), Smith (T), Breault (CT), Montgomery (ON); **110-HH**—Hoyer (CT) 16.45, Stoughton (ON), Stablein (IB), Boyum (T), Hartmann (CT); **400-H**—Brockberg (CT) 58.30, Boyum (T), Hartmann (CT), Budnik (IB), Stablein (IB).

**HJ**—Budnik (IB) 6-0, Buzenski (ON), Shindle (ON), O'Malley (IB), Bass (ON); **LJ**—Johnson (IB) 21-8¾, Schnurstein (CT), Dunagen (T), O'Connor (T), Rolf (CT); **PV**—Phillips (IB) 13-0, O'Connor (T), Bass (ON), Curtis (ON); **SP**—Shuey (ON) 41-8¾, Tabor (IB), Zemke (CT), Yates (ON), Stoughton (ON); **DISC**—Shuey (ON) 140-5, Tabor (IB), McDuffey (ON), Zemke (CT), Koch (CT); **JAV**—Bardachowski (IB) 160-10, Vaparis (T), Corley (IB), Latham (ON), Zeddies (CT); **TJ**—Johnson (IB) 44-2¼, Stratta (IB), Schnurstein (CT), Tumblin (ON), Rolf (CT).

**RELAYS**—440—Concordia (Schnurstein, Hoyer, Martens, Krueger) 44.59, Olivet Nazarene, Illinois Benedictine; **MILE**—Concordia (Rolf, Hinz, Hartmann, Brockberg) 3:34.74, Olivet Nazarene, Illinois Benedictine.

### 33rd Northern Intercollegiate Conference

**SCORING**—Moorhead State 194, Mankato State 160, St. Cloud State 90, Winona State 78, Bemidji State 43, Michigan Tech 15, Minnesota-Morris 6, Minnesota-Duluth 2, Southwest State 1.

**100**—Brooks (MaS) 9.93, Wright (WS), Baker (MoS), Long (BS), Kloss (MoS), Koopman (MM); **200**—Washington (WS) 22.59, Kjolsing (MaS), Brooks (MaS), Kloss (MoS), Wright (WS), Walters (MoS); **440**—Washington (WS) 50.41, Kjolsing (MaS), Simunds (MoS), Thorvilson (MoS), Knudson (MaS), Emanuel (WS); **880**—Beeson (MoS) 2:00.22, Wilder (MaS), Steuk (BS), Fauver (MaS), Mueller (WS), Johnson (BS); **MILE**—Wilder (MaS) 4:20.17, Henderson (WS), Wiekler (MaS), Mueller (WS), Wicker (MD), Mundahl (WS); **3-MILE**—Wiekler (MaS) 14:47.23, Anderson (MaS), Renneisen (SCS), Schiller (WS), Klumpke (MoS), Graham (MoS); **6-MILE**—Taffin (BS) 30:03.30, Klumpke (MoS), Edwards (SCS), Kreuger (SCS), Revello (MT), Anderson (MaS); **120-HH**—Brooks (MaS) 14.55, Stensland (WS), Salzwedel (MoS), Biehl (SCS), Lund (SCS), Hagen (MT); **440-H**—Thorvilson (MoS) 56.63, Salzwedel (MoS), Thompson (BS), Swinghammer (SCS), Leedahl (MM), Lund (SCS); **3000-M STEEPLE**—Renneisen (SCS) 9:09.22, Shiverly (MaS), Schiller (WS), Johnson (BS), Graham (MoS), Keller (MaS).

**HJ**—Bergstrom (MoS) 6-4½, tie Tusetth (MoS) and Schaeffbauer (MaS), Ott (MT), Taivalkoski (MT), Biehl (SCS); **LJ**—Bologna (MoS) 22-10, Baker (MoS), Neubauer (SCS), Schumacher (SCS), Anderson (MaS), Erler (SCS); **PV**—Smith (MoS) 15-3, Novak (MaS), Church (MoS), Brudvig (SCS), Garman (MaS), Krueger (MaS); **SP**—Dirkes (SCS) 47-4¼, Kaczor (SCS), Anderson (MoS), Brandt (MoS), Darling (MT), Hayek (MaS); **DISC**—Anderson (MoS) 145-10, Paulson (MoS), Brandt (MoS), Henseler (BS), Long (SCS), Ampe (SCS); **JAV**—Neubauer (SCS) 202-11, Oas (MaS), Fisher (MoS), Shirey (MT), Garman (MaS), Severson (SCS); **TJ**—Baker (MoS) 49-0, Anderson (MaS), Andring (MoS), Wilson (MaS), Reed (SCS), Rogers (MM).

**RELAYS**—440—Mankato State (Schloman, Brooks, Knudson, Kjolsing) 43.7, Winona State, Moorhead State, Bemidji State, St. Cloud State, Southwest State; **MILE**—Moorhead State (Simunds, Fay, Beeson, Thorvilson) 3:30.19, Mankato State, Winona State, Bemidji State, Minnesota-Morris, St. Cloud State.

### Ohio Athletic Conference Championships

**SCORING**—Mt. Union 119, Ohio Northern 95, Otterbein 84, Baldwin-Wallace 80, Ohio Wesleyan 42, Wittenberg 40, Capital 32, Denison and Wooster 21 (tie), Marietta 12, Muskingum 7, Oberlin 5, Kenyon 0.

**100**—Whitmore (Ot) 11.0, Black (Wi), Jofferion (MtU), Brown (Ot), Henderson (ON), Ansel (D); **200**—Whitmore (Ot) 21.8, Jofferion (MtU), Wimberly (Wo), Jones (Ot), Koncelik (OW), Ansel (D); **400**—Fox (Ot) 48.6, Edwards (MtU), Knechtel (C), Brandon (MtU), Wetzel (Ot), Mapson (BW); **800**—Cook (ON) 1:53.2, McIntyre (MtU), Hazenstab (Ma), Ranney (Ot), Kramer (Wi), Dawson (BW); **1500**—McIntyre (MtU) 3:56.3, V. Smith (MtU), Menosky (MtU), Walker (OW), Reedy (Wo), Vigg (BW); **5000**—Becraft (ON) 14:44.4, McGowan (ON), Reedy (Wo), Dotson (MtU), Quirarte (BW), Martin (BW); **10,000**—McGowan (ON) 31:17.5, Becraft (ON), Meadows (MtU), Byrnes (Ot), Quirarte (BW), Gold (Ot); **110-HH**—Rissell (OW) 14.6, Paschke (BW), Skoczen (BW), Bell (Mu), Gavin (Wi), Mercer (Mu); **400-H**—Cuny (BW) 53.2, Oman (Ot), Bollenbacher (OW), Gavin (Wi), Woodruff (Ot), Steele (OW); **3000-M STEEPLE**—Landin (MtU) 9:17.9, Martin (BW), Ankrom (Ot), Haffner (BW), Meadows (MtU), Kline (ON).

**HJ**—Kalb (ON) 6-8, Thomas (BW), Cope (MtU), Grover (MtU), Norman (Wi), K. Smith (MtU); **LJ**—McGarry (ON) 22-1¼, John (MtU), Emerson (MtU), Osei (Ob), Lovett (Ma), Maul (ON); **PV**—Chojnowski (BW) 15-0, Atha (D), Barth (D), Behrens (Ot), Riesley (Wo), Gluf (ON); **SP**—Meindl (C) 53-7½, Hunsaker (Wi), Hammer (ON), Maloney (C), Manley (Mu), Wasil (OW); **DISC**—Meindl (C) 157-3, Hammer (ON), Buckley (Wi), Glatzhofer (D), Bordine (Wo), Lamb (Wo); **TJ**—John (MtU) 47-7½, Herbst (Wi), Winemiller (Ot), Lovett (Ma), Mathews (Ot), Talpas (Ot).

**RELAYS**—440—Baldwin-Wallace (Willis, Paschke, Young, Litten) 42.4, Ohio Wesleyan, Ohio Northern, Mt. Union, Capital, Denison; **MILE**—Ohio Wesleyan (Titus, Orr, Steele, Rissel) 3:18.8, Baldwin-Wallace, Otterbein, Ohio Northern, Wooster, Oberlin.

### Old Dominion Athletic Conference

**SCORING**—Bridgewater 78½, Lynchburg 61½, Emory & Henry 37½, Eastern Mennonite 36, Roanoke 28, Washington & Lee 27½, Hampden-Sydney 2.

**100**—Harper (B) 10.8; **200**—Thomas (R) 21.7; **400**—Thomas (R) 49.6; **800**—Good (EM) 1:58.3; **1500**—Layman (EM) 4:05.2; **5000**—Layman (EM) 15:21.1; **110-HH**—Bove (EH) 15.4; **400-H**—West (B) 56.2.

**HJ**—Harrison (B) 6-4½; **LJ**—Harrison (B) 23-3¼; **PV**—Freeman (L) 14-4½; **SP**—Freeland (B) 46-4¼; **DISC**—Hurley (EH) 150-9; **JAV**—Ellis (EH) 221-3; **TJ**—Stroop (L) 46-4.

**RELAYS**—400—Lynchburg (Crawford, Niedenthal, Freeman, Stroop) 44.1; **MILE**—Roanoke (Diamond, Geisen, Gsell, Thomas) 3:30.1.

### Pacific-10 Conference Championships

**SCORING**—Southern California 126, Oregon 119, UCLA 114, Washington State 109½, Washington 60, Oregon State 56½, California 38, Stanford 28.

**100**—Edwards (SC) 10.34, Coleman (O), Banks (O), Andrews (SC), L. Williams (UCLA), K. Williams (SC); **200**—Edwards (SC) 20.06, Sanford (SC), Foster (UCLA), Lofton (S), Banks (O), Andrews (SC); **400**—Thompson (UCLA) 45.96, Sanford (SC), Hassan (OS), Goldston (UCLA), Ramsey (WS), Barnes (OS); **800**—Suhr (UCLA) 1:48.8, Walton (O), Johnson (SC), Radford (W), Brown (C), St. Pierre (WS); **1500**—Chapa (O) 3:39.0, Omwansa (SC), Nelson (O), Centrowitz (O), Favell (W), Delatorre (OS); **5000**—Rono (WS) 13:20.3, Cheruyiot (WS), Kimeto (WS), Chapa (O), Kimombwa (WS), Clary (O); **10,000**—Rono (WS) 27:46.6, Cheruyiot (WS), Salazar (O), Kimombwa (WS), McChesney (O), Kessin (S); **110-HH**—Foster (UCLA) 13.63, Turner (WS), Bruce (WS), Graybehl (SC), Smith (C), Pratt (C); **400-H**—Graybehl (SC) 49.98, Pratt (C), Smith (C), Susac (OS), Fields (OS), Seymour (WS); **3000-M STEEPLE**—Clary (O) 8:45.4, Gustafson (W), Friton (O), James (UCLA), Hallenbeck (W), Van (W).

**HJ**—Joseph (UCLA) 7-1, Walker (SC), Smith (SC), tie Darnielle (WS) and Allen (WS), Edwards (OS); **LJ**—Lofton (S) 25-9½, Halson (WS), Okoro (OS), Smith (OS), Nelson (S), Eddings (C); **PV**—Tully (UCLA) 18-¾, Oravetz (W), Brown (UCLA), Hintnaus (O), Goodman (WS), Fisher (OS); **SP**—Stover (O) 64-9½, Laut (UCLA), Voorhees (O), Summers (W), Goldsmith (O), McKenzie (SC); **DISC**—Voorhees (OS) 198-6, Elder (SC), Schilling (OS), Montgomery (SC), Kurrasch (SC), Jesernig (WS); **JAV**—Atwood (W) 261-8, Sinclair (W), Paananen (SC), Lorenzen (WS), Schaefer (WS), Grant (OS); **TJ**—Banks (UCLA) 54-11, Marlow (C), Campbell (WS), Joseph (UCLA), Benson (UCLA), Assef (SC); **HAM**—Neilson (W) 232-4, McArdle (O), Jesernig (WS), Perkins (O), Stover (O), Thomson (S); **DECATHLON**—Larsson (OS) 7,622, Allen (WS), Johnson (OS), Canfield (C), Wheeler (UCLA), Gefre (W).

**RELAYS**—400—Southern California (K. Williams, Mullins, Edwards, Sanford) 39.27, UCLA, Stanford, California, Washington, Oregon State; **1600**—Southern California (Andrews, Beaton, Sanford, Mullins) 3:05.3, UCLA, Oregon State, Stanford, California, Washington State.

**1979 Meet: Arizona State University.**

### 47th Pennsylvania Conference Championships

**SCORING**—Slippery Rock 136, East Stroudsburg 116, Bloomsburg 109, Indiana 78½, Millersville 54, Lock Haven 44, Shippensburg 35½, Edinboro 26, Kutztown 9, Mansfield 6, Clarion 5, Cheyney 1, California 0.

**100**—Johnson (ES) 11.01, McIntosh (B), Staton (B), Stitts (SR), Clark (Ma), Silver (Sh); **200**—Harvey (SR) 22.65, McIntosh (B), Johnson (ES), Luttner (I), May (Mi), Staton (B); **400**—Harvey (SR) 48.82, Martinetti (SR), Purvis (ES), Adams (LH), Ligons (LH), McFarland (K); **800**—White (Mi) 1:55.46, Walker (LH), Killian (Ed), McKnight (SR), Murphy (I), Albert (SR); **1500**—Lucas (SR) 3:57.63, Dethloff (Mi), Albert (SR), Settle (LH), Pfeiff (I), Hickey (I); **5000**—Eachus (B) 14:34.79, Doub (Sh), Jordan (Ed), Haines (SR), McVeagh (I), Cunkelman (I); **10,000**—Eachus (B) 30:29.3, Baehler (Ed), Davanzati (SR), Higgins (I), Gribshaw (Cl), Doub (Sh); **110-HH**—Robertson (ES) 15.10, Drzewiecki (B), Jones (Mi), Kistner (Mi), Kelly (Mi), Jordan (Ma); **400-H**—Robertson (ES) 53.17, Austin (Sh), Hauck (B), Bujalski (ES), Venturini (I), Neff (Sh); **3000-M STEEPLE**—Cunkelman (I) 9:23.97, tie DeBridge (I) and Mszkyo (I), Davanzati (SR), Selleck (Cl), Alexander (ES).

**HJ**—Carruthers (B) 6-10½, Guzzi (ES), Stathopoulos (B), Burke (LH), May (Mi), Hatton (K); **LJ**—Schmid (SR) 23-0, Staton (B), Ritter (SR), Jenkins (Sh), Luttner (I), Collins (LH); **PV**—Patterson (ES) 15-6, Strein (ES), Jacob (SR), Edmonds (ES), Alles (LH), tie Light (Sh)

and Spozio (I); **SP-Ferency** (ES) 56-7, Carr (SR), McCallum (B), Webster (Sh), Bell (ES), Spangler (SR); **DISC-Hambrick** (JR) 147-5, Ferency (ES), Grould (Ed), Cochran (ES), Frederick (Mi), Moratelli (K); **JAV-Carr** (I) 208-10, Wolfe (Mi), Paronich (I), Kita (B), Carey (LH), Dressler (LH); **TJ-Monts** (LH) 46-11½, Werkheiser (B), Sanders (Sh), Long (B), Ritter (SR), Maxwell (Cl); **DECATHLON-Papa** (SR) 6,613, Campion (SR), May (Mi), Humphrey (ES), Novik (K), Dixon (ES).

**RELAYS-400**-East Stroudsburg (Harrison, Jackson, Johnson, Robertson) 42.29, Indiana, Bloomsburg, Kutztown, Mansfield, Cheyney; **1600**-Indiana (Luttner, Powlak, Hennessy, Schunk) 3:19.74, Slippery Rock, Lock Haven, Millersville, Shippensburg, Mansfield.

### 46th Southeastern Conference Championships

**SCORING**-Tennessee 173, Auburn 128, Alabama 122¾, Florida 48¾, Mississippi State 48, Louisiana State 43, Georgia 42¼, Kentucky 14, Vanderbilt ¼.

**100**-Glance (Au) 11.06, Turner (LS), Northington (K), Lattany (G), Scott (LS), Breeding (G); **200**-Glance (Au) 21.56, Scott (LS), Lattany (G), Breeding (G), Husbands (Al), Strother (Au); **400**-Smith (Au) 45.25, Jennings (MS), Gatson (Al), Coombs (Al), Blair (T), Hill (LS); **800**-Young (T) 1:52.33, Alexander (F), Pfeffer (Au), Franson (K), James (T), Abston (Au); **1500**-Maiyo (F) 3:49.97, Tuttle (Au), Lapp (T), Abston (Au), Stubbs (MS), Wright (T); **5000**-Boit (Al) 14:15.34, Davey (T), Vega (T), Watts (T), Erdal (K), Bourrier (Al); **10,000**-Davey (T) 29:14.5, Watts (T), Vega (T), Bolt (Al), Erdal (K), Bourrier (Al); **110-HH-Walker** (Au) 14.0, Darcus (T), James (T), Boutte (LS), Otono (MS), Butler (Al); **400-H-Walker** (Au) 51.15, Otono (MS), Barlow (T), Barriffe (F), Shine (Al), Fain (G); **3000-M STEEPLE**-James (T) 8:40.4, Wright (T), Franklin (Au), Dobbins (LS), Bishop (Al), Bromberg (Al).

**HJ-Dykes** (G) 7-0, Woodard (Al), tie Clapp (T) and Valentine (Au), tie Pringle (F), Wise (Al), Brightman (F) and McCain (L); **LJ-Holmes** (T) 25-3, Glance (Au), Easley (Au), Neal (F), Levine (Al), McCain (L); **PV-West** (Al) 16-6, Glackman (Al), Gundlach (T), tie Akers (V), Bochette (F), Duhon (LS) and Benedict (G); **SP-Luckie** (F) 59-5½, Buchanan (Al), Will (Au), Cain (Al), Schaffstall (Au), Warren (Au); **DISC-Genther** (T) 187-2½, Cain (Al), Martin (Al), Luckie (F), Van Winkle (G), Will (Au); **JAV-Olsen** (T) 265-10½, Boskovich (T), Cain (Al), Nees (Al), Gawinski (T), Petty (Au); **TJ-Peters** (Al) 52-2¼, Easley (Au), Wynn (Al), Whitney (LS), Negbenebor (MS), Stanfield (T); **DECATHLON-Palles** (MS) 7,540, Benedict (G), Bower (T), Troxclair (L), Reilly (F), Bochette (F).

**RELAYS-400**-Auburn (Easley, Walker, Smith, Glance) 40.12, Mississippi State, Georgia, Louisiana State, Alabama, Tennessee; **MILE**-Tennessee (Horne, Barlow, Harris, Blair) 3:06.5, Mississippi State, Alabama, Auburn, Louisiana State, Florida.

### Southern Conference Championships

**SCORING**-Virginia Military 187, Appalachian State 116, Marshall 106, Furman 75, Western Carolina 44, Davidson 43, Citadel 35, Tennessee-Chattanooga 13.

**100**-Washington (VM) 10.83, McNeal (VM), Alston (D), Surratt (WC), McCorkle (AS); **200**-Judge (VM) 21.25, Surratt (WC), Jordan (AS), Alston (D), Saunders (M), Gilbert (D); **400**-Jordan (AS) 46.93, Judge (VM), Watts (VM), Saunders (M), Hamilton (VM), Hoard (AS); **800**-Barker (F) 1:50.34, Moore (VM), Coley (F), Koon (M), Sanders (AS), Barker (F); **1500**-Dotson (M) 3:48.56, Wiggins (VM), Weatherwax (VM), Coley (F), Kasprzyk (WC), Horn (D); **5000**-Kline (M) 14:20.83, Branch (F), Pinckney (D), Kasprzyk (WC), Clark (M), Andrews (VM); **10,000**-Branch (F) 29:54.4, Kline (M), Pinckney (D), Clark (M), Jonard (M), Cohen (AS); **110-HH-Bridges** (VM) 14.50, Washington (VM), Scott (C), Grimes (VM), Fenzau (AS), McGuire (M); **400-H-Washington** (VM) 51.92, Fenzau (AS), Bridges (VM), Jones (D), Miller (WC), Grimes (VM); **3000-M STEEPLE**-Wiggins (VM) 9:07.53, Cole (F), Coley (F), Barker (F), Andrews (VM), Horn (D).

**HJ-Hubbard** (AS) 7-0, Terry (AS), tie Fritz (TC) and Jacobs (C), Strickland (WC), Woodard (C); **LJ-Grimes** (VM) 24-5½, Fowler (AS) 22-7, Wells (WC), Gilbert (D), Perry (VM), Scott (VM); **PV-Mittendorf** (M) 14-6, Campsen (C), tie Thompson (M) and Ward (AS), Casale (AS), West (WC); **SP-Johns** (M) 54-4, Yannotti (AS), Tocci (C), Cunningham (AS), Lott (F), Keeter (AS); **DISC-Johns** (M) 165-6, Natale (M), Hannigan (AS), Sheffer (C), Lott (F), Strickland (WC); **JAV-Yanosky** (M) 211½, Bookmiller (VM), Keeter (AS), Ruffy (AS), Pedersen (D), Samuels (AS); **TJ-Grimes** (VM) 50-2, Perry (VM), Wells (WC), Tiggs (TC), Beasley (AS), Becker (AS); **HAM-McCarthy** (VM) 162-2, Hurley (F), Taylor (D), Wertz (C), Ruffy (AS), Sordian (C).

**RELAYS-440**-Virginia Military (Grimes, Judge, Washington, Watts) 41.2, Appalachian State, Western Carolina, Tennessee-Chattanooga, Marshall, Davidson; **MILE**-Virginia Military (Washington, Judge, Williams, Bridges) 3:14.29, Appalachian State, Furman, Marshall, Western Carolina, Davidson.

### 63rd Southwest Conference Championships

**SCORING**-Texas A&M 126, Baylor 82, Rice 71, Houston 65, Southern Methodist 55, Texas 49, Arkansas 30, Texas Tech 14, Texas Christian 4.

**100**-Dickey (TAM) 10.05, Jones (T), Brooks (TAM), Derrett (R), Nance (H), Mouton (R); **200**-Brooks (TAM) 20.30, Nance (H), Mouton (R), Derrett (R), Jones (T), Doty (SM); **400**-Kerr (TAM) 45.71, Williams (TAM), Clarke (B), Pittman (TAM), Baldwin (R), Schnelle (R); **800**-Collins (B) 1:50.44, Wheeler (TAM), Vogt (TAM), Hymon (H), Taliaferro (T), Clark (A); **1500**-Harbour (B) 3:42.53, Clarke (A), Cardinal (SM), Ruud (B), Burley (T), McCormick (TT); **5000**-Novelli (R) 13:57.12, Baker (A), Anderson (A), Kohrs (TAM), Adam (B), Froelich (R); **110-HH-King** (R) 14.00, Duncan (B), Mosley (TAM), Matthews (TC), Isaiah (R), Busch (TAM); **400-H**-James (R) 51.42, Thomas (R), Studstill (T), Isaiah (R), Waggoner (SM), Kirk (T).

**HJ-McAlister** (SM) 6-9, Roberson (SM), Huseuth (SM), tie Wimberley (B) and Stone (TT), Davenport (T); **LJ-Perry** (SM) 25-9½, MacAndrew (TT), Mosley (TAM), McKee (B), Taylor (R), Moore (T); **PV-Hall** (TAM) 16-10¼, Ruelle (TAM), Dames (H), Lankford (H), Burleson (B), Feik (A); **SP-Coffman** (H) 60-5¼, Baughman (H), Robinson (T), Chew (H), Waldman (SM), Moeck (TT); **DISC-Baughman** (H) 199-0, Scott (TAM), Gray (SM), Chew (H), Robinson (T), Stewart (TAM); **JAV-Heieren** (B) 247-11, Moulder (B), Lyons (T), Erwin (SM), Giltner (H), Jeffrey (B).

**RELAYS-400**-Texas A&M (Butler, Brooks, Kerr, Dickey) 39.54, Texas, Baylor, Rice, Houston, Texas Tech, Texas Christian; **1600**-Texas A&M (Figgs, Pittman, Williams, Kerr) 3:06.13, Baylor, Arkansas, Texas, Rice, Houston.

### State University of New York Athletic Conference

**SCORING**-Rochester Tech 213, St. Bonaventure 99, Hobart 65½, Siena 58, St. John Fisher 57, Canisius 35½, Ithaca 30, Buffalo State 22, Oneonta 17, Geneseo 8, Eisenhower 4.

**100**-Stebbins (RT) 11.2, Mar (RT), Strizzi (S), Thomas (E), Lasser (H); **200**-Bell (RT) 22.5, Stiles (S), Bodensteiner (S), Richardson (H), Mar (RT), Conneely (SB); **400**-Stiles (S), Stiles (S), Bodensteiner (S), Martin (RT), Richardson (H), DeAngelo (SB), Conneely (SB); **800**-Woods (S) 1:56.8, Green (S), Fanelli (O), Hogan (SB), Gallagher (S), Ginter (O); **1500**-Helbig (RT) 4:01.9, Merkle (BS), Zwierzynski (SB), Kleman (H), Scott (S), Floyd (O); **5000**-DeSimone (RT) 15:28.7, Dalton (S), Monroe (SB), Kalanta (SB), Cleary (O), Lopiano (O); **10,000**-Dalton (S) 32:47.3, Kalanta (SB), Bondra (SB), Lopiano (O), Ploetz (SB), Donnelly (RT); **110-HH-Stebbins** (RT) 16.0, Guthrie (G), Reiner (BS), Salzetta (S), Latham (S), Siler (RT); **400-H-Stebbins** (RT) 54.2, Salzetta (S), Siler (RT), DeReamer (H), Reiner (BS), Latham (S); **3000-M STEEPLE**-Monroe (SB) 9:54.5, Perkins (RT), Scott (S), Ferris (RT), Biggs (RT), Sijesta (O).

**HJ-Barkley** (RT) 6-6, Cacciatore (C), Cromer (I), Duchini (RT), Hudson (H), Wick (C); **LJ-Cacciatore** (C) 21-1¼, Hudson (H), Stebbins (RT), Cromer (I), Bell (RT), Danieli (SB); **PV-Ritter** (RT) 14-0, Legner (RT), Stumpf (C), Nolan (H); **SP-Terry** (H) 47-1½, Mackey (I), Chenail (SB), Myers (SB), Scrivener (RT), Gilbert (H); **DISC-Kraus** (RT) 144-8, Frahm (RT), Myers (SB), Meccariello (F), Grabbi (H), Chenail (SB); **JAV-Loughlin** (SB) 174-8, Laukaitis (RT), Hirt (H), Rubinstein (I), Jorgensen (SB), Gibson (RT); **TJ-Cacciatore** (C) 45-5, Cromer (I), Bell (RT), Hudson (RT), Strizzi (S), Danieli (SB); **HAM-Kesel** (RT) 137-5, Myers (SB), Labate (RT), Chenail (SB), Gilbert (H), Zoladz (H).

**RELAYS**-Rochester Tech (Mar, Madmore, Bell, Stebbins) 43.0, St. Bonaventure, Hobart; **MILE**-Rochester Tech (Martin, Siler, Helbig, Stebbins) 3:29.6, Siena, St. John Fisher, St. Bonaventure, Hobart, Oneonta.

### Virginia State Intercollegiate Championships

**SCORING**-William & Mary 142½, Virginia Military 108, Virginia Tech 82½, James Madison 65, Virginia State 52, Richmond 47, Norfolk State 43, Hampton Institute 24, Emory & Henry and Roanoke 14 (tie), George Mason 8½, Lynchburg 6, Eastern Mennonite and Bridgewater 4 (tie), Washington & Lee 3, Liberty Baptist 2.

**100**-Christian (VS) 10.2, Williams (Ri), White (NS), Ray (NS), Relford (VT), Judge

(VM); **200**—Christian (VS) 21.3, Ray (NS), Williams (Ri), Thomas (Ro), Powell (HI), White (NS); **400**—Thomas (Ro) 47.6, West (HI), Bryant (VS), Watts (VM), Hamilton (VM), Smith (VS); **800**—Hopke (WM) 1:50.5, Moore (VM), Ackenbom (VT), Mason (VS), George (WM), Rothschild (WM); **1500**—Rothschild (WM) 3:46.0, Hagon (WM), Perkins (R), Burns (VT), Brady (L), Weatherwax (VM); **5000**—Cropp (WM) 14:23.2, Ellington (WM), Wiggins (VM), Crane (VT), Shields (WM), Lemieux (VT); **10,000**—Lemieux (VT) 30:23.3, Ferguson (JM), Albers (GM), Crane (VT), Rogers (WM), Ellis (WM); **110-HH**—Pope (JM) 14.2, Bridges (VM), Artis (JM), Washington (VM), Pinkney (VS), Riddick (NS); **400-H**—Washington (VM) 52.5, Keroack (WM), Bridges (VM), West (B), Gibson (Ri), Norcum (VS); **3000-M STEEPLE**—Tuwei (Ri) 8:41.2, Shields (WM), Crane (VT), Andrews (VM), Turner (JM), Coogan (WM).

**HJ**—Schilling (WM) 6-6, Collins (JM), Glover (JM), tie Schultz (GM), Hering (VT) and Anderson (WM); **LJ**—Perkins (NS) 23-10, Grimes (VM), Onwuli (JM), Scott (VM), Riddick (NS), Fulgham (VS); **PV**—Phillips (VT) 14-0, tie C. Freeman (VS) and Lipinski (WM), J. Freeman (L), Bonarth (JM); **SP**—George (WM) 55-0, Stuart (WM), Steranko (VT), Scott (EH), Schay (WM), Hanger (JM); **DISC**—Schay (WM) 157-11, Booth (JM), Gooch (Ri), Burnick (WM), Steranko (VT), Gordon (VT); **JAV**—Ellis (EH) 215-0, Bookmiller (VM), Schilling (WM), Drum (VT), Sprano (LB), Brevig (VT); **TJ**—Grimes (VM) 48-10, Scott (VM), Perry (VM), Onwuli (JM), Cheatham (WL), Lowry (NS); **HAM**—Drum (VT) 181-1, Gooch (Ri), O'Connor (VT), Black (EM), McCarthy (VM), Greenberg (Ri).

**RELAYS**—**440**—Norfolk State (White, Jones, Perkins, Ray) 41.4, Virginia State, William & Mary, Hampton Institute, Virginia Tech, Washington & Lee; **MILE**—Hampton Institute (Powell, West, Ruffin, Williams) 3:18.2, Virginia Military, William & Mary, James Madison, Virginia State, Virginia Tech.

### Western Athletic Conference Championships

**SCORING**—Texas-El Paso 223, Brigham Young 138½, Arizona State 85, Arizona 55, Utah 54, New Mexico 53, Colorado State 26, Wyoming 16½.

**100**—Deal (TEP) 10.06, Parrell (U), Moore (AS), Evans (NM), Hill (CS), Walker (A); **200**—Parrell (U) 20.63, Deal (TEP), Moore (AS), Edwards (AS), Evans (NM), Dramiga (NM); **400**—Darden (AS) 46.74, McKenzie (AS), Robinson (U), Dramiga (NM), Ongwae (NM), W. Hunt (A); **800**—Lemashon (TEP) 1:49.83, Frichtel (CS), Schultz (BY), Ongaga (TEP), Johnson (A), Romero (NM); **1500**—Munyala (TEP) 3:48.66, Kipkurgat (NM), Hyde (BY), T. Hunt (A), Marsh (BY), Lakeman (A); **5000**—Musyoki (TEP) 14:10.55, Hernandez (BY), Gomez (TEP), Nzau (W), Sirma (TEP), Koeh (TEP); **10,000**—Musyoki (TEP) 29:12.6, Sirma (TEP), Gomez (T), Hernandez (BY), Nzau (W), Shoots (A); **110-HH**—Kimaiyo (NM) 13.89, Still (A), Jackson (AS), Mayuku (TEP), Echavarria (BY), Gilliland (CS); **400-H**—Kimaiyo (NM) 50.36, Williams (W), Boogman (TEP), Steele (CS), Giron (NM), Taylor (BY); **3000-M STEEPLE**—Munyala (TEP) 8:43.02, Marsh (BY), Cabanillas (BY), Morris (U), Koroso (NM), Lawrence (BY).

**HJ**—Olson (BY) 7-0, Nielson (BY), Smith (TEP), Curtis (A), Frazier (A), Stapleton (BY); **LJ**—Jackson (AS) 26-8½, Hutchins (TEP), Laniyan (TEP), Henderson (A), Rusing (CS), Myers (CS); **PV**—Vahlstrom (TEP) 16-0, tie Debevetz (U) and Jacobs (A), tie Barela (AS) and Ward (BY), Steele (TEP); **SP**—Almstrom (TEP) 65-2, Nilsson (BY), Walvik (BY), Gardenkrans (BY), Heide (AS), Hart (U); **DISC**—Walvik (TEP) 199-11, Gardenkrans (BY), Almstrom (TEP), Heide (AS), Rider (BY), Headley (TEP); **JAV**—Gasser (BY) 224-5, Jacobs (A), Paur (U), Chapman (AS), Davidson (W), Scalletti (NM); **TJ**—Hanna (TEP) 53-3¼, Hutchins (TEP), Laniyan (TEP), Henderson (A), Brink (BY), Johnson (CS); **HAM**—Berry (TEP) 229-4, Sjolholm (TEP), Kuusela (BY), Duffala (CS), Gardenkrans (BY), Nilsson (BY); **DECATHLON**—Steiner (R) 7,629, Jacobs (A), Miller (BY), Young (BY), Barela (AS), Ming (CS).

**RELAYS**—**400**—Arizona State (Edwards, Darden, Moore, Jackson) 40.48, Brigham Young, Texas-El Paso, Utah, New Mexico, Colorado State; **MILE**—Arizona State (McKenzie, Moore, Burl, Darden) 3:15.1, Brigham Young, Texas-El Paso, Utah, New Mexico, Colorado State.

### Wisconsin State University Conference

**SCORING**—LaCrosse 164½, Stevens Point 146, Whitewater 125½, Oshkosh 63, Eau Claire 56, River Falls and Superior 19 (tie), Stout 14, Platteville 13.

**100**—Stapp (W) 10.9, Vyvyan (EC), Sitte (LC), Stratton (SP), Scharrer (LC), Luebke (W); **200**—Bork (SP) 21.9, Harper (O), Jones (LC), Stepp (W), McKinnon (LC), Sitte (LC);

**400**—Bork (SP) 48.0, Smith (Su), Harper (O), Purvis (O), Bodette (SP), Bonk (LC); **800**—Herbert (EC) 1:52.6, Hanson (LC), Miller (SP), Dan Buntman (SP), Gilbert (EC), Engelson (P); **1500**—Hanson (LC) 3:52.5, Dan Buntman (SP), Herbert (EC), Fusinato (SP), Trzebiatowski (SP), Spiegelberg (EC); **5000**—Ingold (LC) 14:58.8, Antczak (LC), Johnson (SP), Don Buntman (SP), Stintzi (EC), Christensen (O); **10,000**—Antczak (LC) 31:11.6, Don Buntman (SP), Heldt (LC), Christensen (RF), Robinson (RF), Hensler (O); **110-HH**—Young (W) 14.6, Sapa (SP), Osterman (LC), Vogler (LC), Seeger (SP), Marshall (P); **400-H**—Yoss (W) 53.4, Larson (LC), Sapa (SP), Weisse (LC), Hesse (SP), Giesthardt (W); **3000-M STEEPLE**—Ingold (LC) 9:16.6, Hohensee (LC), Johnson (SP), Simon (SP), Christenson (O), Brandl (W); **10,000 WALK**—Mazanec (P) 47:33.0, Ellis (SP), Byers (EC), Anderson (RF), Meltz (O), McMillion (LC).

**HJ**—Derus (EC) 6-8, McFarlane (W), Parman (St), Kreuter (W), Jost (L), Bodin (W); **LJ**—Smith (O) 22-10½, Mueller (O), Mason (LC), McClelland (W), Holly (O), Meyer (RF); **PV**—Schell (W) 15-1¼, Plummer (W), tie Napholtz (SP), Goodwick (SP) and Nettessheim (W), Lee (St); **SP**—Helein (O) 52-6¾, Walczak (LC), Overguard (St), Knaust (W), Scott (SP), Albrecht (W); **DISC**—Black (LC) 154-4, Scott (SP), Hudspith (Su), Biever (SP), Kirking (LC), Overguard (St); **JAV**—Albrecht (W) 189-5, Paul (LC), Schadewald (W), Hudspith (Su), Walczak (LC), Mueller (O); **TJ**—Watson (W) 44-7¾, Larson (RF), McClelland (W), Check (SP), Smith (SP), Cooper (EC).

**RELAYS**—**440**—Whitewater (Young, Kasdorf, Luebke, Stepp) 42.8, LaCrosse, Stevens Point, Eau Claire, Oshkosh, Superior; **MILE**—Stevens Point (Sapa, Bodette, Miller, Bork) 3:19.6, LaCrosse, Eau Claire, Oshkosh, Whitewater, Platteville.

### Yankee Conference Championships

**SCORING**—Connecticut 200½, Boston 119, Massachusetts 100½, New Hampshire and Rhode Island 44 (tie), Vermont 31, Maine 22.

**100**—Easton (B) 9.9, McKay (RI), Palazzo (B), Dipietro (C), Scott (B), Nolen (C); **200**—Cohen (B) 21.5, McKay (RI), Palazzo (B), Isaac (B), McCialien (V), Steinmetz (RI); **400**—Cohen (B) 47.7, Martens (Mas), Demers (NH), Lawton (B), Dyer (Mai), Baugh (Mas); **800**—Soehrs (C) 1:54.3, Wilson (B), MacDougall (Mas), Janowski (Mas), McLennan (C), O'Keefe (Mas); **MILE**—Wilson (B) 4:15.0, Martin (C), Carroll (Mas), Brand (C), Lagere (Mas), Stearns (NH); **3-MILE**—Doiron (Mas) 14:08.06, O'Neil (C), Kane (C), Crossan (NH), Nell (Mas), Kelly (B); **120-HH**—LeMay (C) 14.6, King (Mas), Kelly (Mas), Enis (Mas), Anypowicz (C), O'Reilly (C); **440-H**—Kent (C) 53.6, Kelly (Mas), Richards (Mas), Gray (RI), Ridley (B), Simms (Mai); **3000-M STEEPLE**—McCusker (Mas) 8:54.9, Descamps (Mas), Anderson (Mas), Hilyard (Mas), Flock (B), Pelletier (Mai).

**HJ**—Augeri (C) 6-9, Dowden (Mas), Claudio (V), Panaggio (RI), Boucher (C), Thompson (Mas); **LJ**—Filipek (C) 22½, Nolen (C), Steinmetz (RI), Brown (B), Boynton (Mai), Durant (Mas); **PV**—B. Marcotte (B) 15-2, Ooms (C), S. Marcotte (NH), tie Skerpon (RI) and Russ (NH), Power (Mas), Rubega (C); **SP**—Walton (C) 53-5½, Stewart (B), Walsh (C), Sherrerd (Mai), Wallace (C), Pillari (C); **DISC**—Walton (C) 161¼, Pillari (C), Sherrerd (Mai), Malavich (C), Keeffe (C), Wod (Mai); **JAV**—Rowland (C) 238-6, Molitoris (C), Derby (Mas), Buscemi (V), Vermillion (RI), Dimattei (RI); **TJ**—Augeri (C) 47-3¾, Troy (C), Emberly (V), Pearson (B), Shaw (C), Mayer (Mas); **HAM**—Porrazzo (NH) 190-2, Campbell (NH), Miller (NH), Delahunt (C), Desjardins (RI), Rimes (Mai).

**RELAYS**—**440**—Boston 42.0, Vermont, Massachusetts, Connecticut, Rhode Island, Maine; **MILE**—Boston 3:16.6, Massachusetts, Connecticut, Maine, Vermont, Rhode Island.

### 69th Drake Relays

**TEAMS**—Abilene Christian, Adams State, Air Force, Aquinas, Arkansas, Athletes West, Auburn, Augustana (Ill.), Augustana (S.D.), Baylor, Bethany, Bowling Green, Brigham Young, Buena Vista, California-Irvine, Cal. Poly, Carleton, Carthage, Cedarville, Central (Iowa), Central Michigan, Central State, Chicago, Chicago TC, Cincinnati, Coe, Colorado, Colorado State, Colorado TC, Concordia (Minn.), Concordia (Neb.), DePaul, Doane, Dordt, Drake, Dubuque, Eastern Illinois, Emporia State, Florida State, Fort Hays State, Georgia, Graceland, Grambling, Grinnell, Hamline, Hastings, Hurricane TC, Illinois, Illinois-Chicago Circle, Illinois State, Indiana State, Iowa, Iowa State, Iowa Wesleyan, Jackson State, Kansas State, Kearny State, Kentucky, Lewis, Lincoln, Lorain, Louisiana State, Loyola, Luther, Macalester, Mankato State, Marquette, Mason-Dixon TC, Miami (Ohio), Michigan State, Minnesota, Minnesota-Morris, Missouri, Moorhead State, Morningside, Murray State, Nebraska, Nebraska-Omaha, Nebraska-Wesleyan, North Dakota State, Northeast Louisiana, Northeast Missouri State, Northern Iowa, North Texas State, Northwestern

(Iowa), Notre Dame, Oklahoma, Oklahoma State, Oral Roberts, Pacific Coast Club, Pittsburgh State, Prairie View A&M, Principia, Purdue, Santa Monica TC, Simpson, Sioux Falls, South Dakota State, Southeast Missouri State, Southern-Baton Rouge, Southern Illinois-Carbondale, Southern Illinois-Edwardsville, Southern Methodist, Tampa Bay TC, Tarkio, Texas A&M, Texas Christian, Tobias Striders, Toledo, Twin Cities TC, Utah, Wayne State (Neb.), Western Illinois, Westmar, Wichita State, William Penn, Winona State, Wisconsin, Wisconsin-LaCrosse, Wisconsin-Parkside, Wisconsin-Stevens Point.

**100**—Lattany (Ge) 10.57, Parrell (U), Snoddy (Ok), Northington (Ky), Smith (MichS), Kee (SI), Brooks (TAM), Hunt (AdS); **100 (special)**—Roberson (FS) 10.38, Gance (Aub), Easley (Aub), Scott (LS), King (CI), Parrell (U); **400 (special)**—McCoy (FS) 45.72, Vinson (ChTC), Williams (CP), Robinson (U), Strother (Aub); **800 (special)**—Wilson (Ok) 1:45.86, Boit (unatt), Eneyart (PCC), Clark (Mis), Warren (MuS), Vinson (ChTC); **MILE RUN (special)**—O'Shaughnessy (unatt) 4:01.78, Jones (SMTC), Cummings (PCC), Nansel (Dr), Muggleton (unatt), Fischer (CTC); **1500**—Lacy (Wis) 3:42.08, Clark (Ark), Metzler (Minn), Muggleton (unatt), Fischer (CTC); **5000 (special)**—Glastonbury (U), Hanson (WLC), Lundy (Co), Nansel (Dr), Herbert (SM); **5000 (special)**—Plasencia (Minn) 13:53.61, Melancon (unatt), Spilshury (Co), Castaneda (CoTC), Marino (SM), Kramer (Car), **10,000**—Dwyer (unatt) 28:56.53, Stintzi (Wis), Castaneda (CoTC), Anderson (Co), Pfeffer (Co), Sheeran (EI), Thomas (Dr); **MARATHON**—McMullen (unatt) 2:15.19, Zetterlund (unatt), Mortenson (unatt), Klecker (unatt), Delmott (unatt), Cookshaw (unatt); **110-HH**—Davenport (SBR) 13.96, Kelley (OKS), Lee (Ne), Duncan (Bay), Johnson (EI), Williams (CI), Oruvari (EI); **400-H**—Byram (Ok) 50.99, Klein (MichS), Alexia (CM), Roberts (OKS), Epps (SBR), Murei (Wis), Lee (SI); **3000-M STEEPLE**—Marsh (BY) 8:32.48, Rabuse (PiS), Morris (U), Zachariassen (IoS), Jackson (Wis), Berkner (Minn).

**HJ**—Hansen (IA) 7-13/4, Winsor (CM), Ruebel (Pur), Taylor (WI), Nielson (BY) Thornton (NEM); **LJ**—Williams (AC) 25-9/4, Rice (WI), McCain (LaS), King (CI), Agbeba (Mis); **PV**—Johnson (SI) 17-0, Scott (Wis), Butler (JS), Cotton (Doa), Olson (AC), Ross (Ne); **SP**—Gross (AdS) 61-11/4, Pauletto (CM), Braun (Wis), Nilsson (BY), Scheetz (IaS), Moore (Mis); **SP (special)**—Feuerbach (AthW) 66-6/4, Anderson (ChTC), Price (TBTC), Walker (NTC), Pauletto (CM); **DISC**—Gardenkrans (BY) 185-11, Gross (AdS), Cooper (FS), Gray (SM), Geringer (NI), Kunz (Ne); **DISC (special)**—Wilkins (AthW) 211-0, Stadel (TS), Gardenkrans (BY), Gross (AdS); **JAV**—Roggy (SI) 259-9, Perbeck (KaS), Bramlage (KaS), Moulder (Bay), Heieren (Bay), Whitcomb (Bet); **HAM**—Kuusela (BY) 194-3, Duffala (CoS), Podolski (SI), Zipko (Mia), Sloan (Ill), Kueker (Ill); **TJ**—Lorraway (SI) 53-7/4, Martin (IIS), Parette (KaS), DuVall (Wis), Shaffer (OKS), Taylor (SEMS).

**UNIVERSITY RELAYS—4X100**—Auburn (Easley, Strother, Smith, Gance) 39.31, Texas A&M, Southern, Georgia, Florida State, Southern Illinois; **4X200**—Florida State (Nelson, McCoy, Johnson, Roberson) 1:23.58, Illinois; **4X400**—Texas A&M (Figgs, Pittman, Williams, Kerr) 3:06.27, Southern, Baylor, Kansas State, Arkansas, Jackson State; **4X800**—Iowa State (Swanstrom, Darron, Petri, Korir) 7:20.83, Notre Dame, Auburn, Illinois, Purdue, Texas A&M, Baylor, Jackson State; **SPRINT MEDLEY**—Oklahoma (Snoddy, Kelley, Byram, Wilson) 3:16.86, Oklahoma State, Baylor, Jackson State, Michigan State, Central Michigan; **DISTANCE MEDLEY**—Baylor (Collins, Clarke, Ruud, Harbour) 9:37.03, Murray State, California-Irvine, Iowa, Colorado, Illinois, Auburn.

**COLLEGE RELAYS—4X100**—Western Illinois (Clerkley, Wall, Sufanski, Edmond) 40.63, Eastern Illinois, Prairie View A&M, Abilene Christian, Northern Iowa, Adams State; **4X100 (Iowa College)**—William Penn (Butts, Ginn, Elliott, Goerss) 42.34, Iowa Wesleyan, Westmar, Northwestern, Morningside, Graceland, Dubuque; **4X200**—Western Illinois (Holloway, Clerkley, Wall, Edmond) 1:24.47, Northern Iowa, Lincoln, Prairie View A&M, Adams State, South Dakota State; **4X400**—Prairie View A&M (Scott, Johnson, White, Hunt) 3:08.31, Eastern Illinois, Abilene Christian, Northeast Missouri State, Western Illinois, Northern Iowa, Nebraska Wesleyan, Southeast Missouri State; **4X400 (Iowa College)**—Northwestern (Schut, VanderBerg, Johnson, Camarigg) 3:18.63, Graceland, Dordt, Morningside, William Penn, Buena Vista, Westmar; **4X800**—Prairie View A&M (Roberts, Simmons, Butler, White) 7:28.52, Nebraska-Omaha, Northern Iowa, Fort Hays State, Adams State, Wisconsin-Stevens Point, South Dakota State, Moorhead State; **SPRINT MEDLEY**—Prairie View A&M (Eillard, Terrell, Hunt, White) 3:16.56, Northeast Missouri State, Lincoln, Illinois-Chicago Circle, Doane, Northern Iowa; **DISTANCE MEDLEY**—North Dakota State (Paal, Kellerman, Bacon, Bollman) 9:45.97, Adams State, Mankato State, Eastern Illinois, Wisconsin-Stevens Point, South Dakota State.

**UNIVERSITY-COLLEGE RELAYS—4X110 SHUTTLE HURDLE**—Southern (Fordham, McCraney, Davenport, White) 56.72, Wisconsin, Northern Iowa; **4X1600**—Arkansas (Camien, Maker, Anderson, Clark) 16:20.56, Iowa, Murray State, Colorado, Southern Illinois, Nebraska.

1979 Meet: April 27-28.

## Jumpers Steal The Individual Shows With Best Indoor And Meet Records

By JOHN STEWART  
Sports Reporter, The Baltimore Sun

Jumpers Mike Tully of UCLA and Franklin Jacobs of Fairleigh Dickinson made center-stage appearances with championship results at the 14th NCAA Indoor Track and Field Championships, an event in which individuals overshadowed team performances.

In a tension-packed finale that had an appreciative crowd alternately clapping its hands and sitting on them, Tully and Jacobs jumped at world-record heights on adjoining runways. Tully ended with a best indoor pole vault mark of 18-5/4; and Jacobs ended with a meet record in the high jump, 7-5.

**TULLY HAD COME TO THE MEET** in Detroit with the express purpose of setting the record. And that he did—on his first attempt at the height and with the bar bouncing up and down before settling on the pegs.

"I thought the bar was going to fall for sure," he said, "but I had the height. Even if it had fallen that time, I'd have made it on another attempt."

The winning height not only took care of all amateur marks but also erased the professional mark of 18-5. And until Tully attempted 18-8 1/4, he hadn't missed, jumping 16-8, 17-0, 17-4, 18-0 1/2 and 18-5 1/4.

Jacobs, a 5-10 sophomore who had failed to qualify for the 1977 final by missing at 6-10, made sure this time, clearing 7-1, 7-3 and 7-5 on first attempts. That was the fourth time he had done 7-5 or better during the winter. And as he said of the attempt at 7-8 1/4, "I looked so good at 7-5 that I had to try it."

He proceeded to miss twice at 7-8 1/4 and pass on a third attempt at an inch above what was his world record until Russian Vladimir Yashchenko cleared 7-8 1/2 in the European championships the next day.

Texas-El Paso overcame a rash of setbacks to win its fourth crown in the past five years by placing in seven events and totaling 44 points. James Munyala picked up the only individual victory for the Miners with a 3:59.8 mile run. Second-, third- and fifth-place finishes in the three-mile run, a second in the shot put and a third in the triple jump helped swell the Texas-El Paso point total.

**ALONG THE WAY** were a couple of disqualifications and several subpar performances; but the Miners

John Stewart is a veteran of more than 20 years as a sports reporter. The last 15 have been with the Baltimore Sun,



where he covers both golf and college athletics.

In addition to other assignments, Stewart has covered four Olympic games.

He also has covered several NCAA championships, including those in soccer, basketball and both indoor and outdoor track and field.

A native of Auburn, New York, and a graduate of Colorado College, Stewart is not new to the Guide series. He also has written

articles for the Basketball Guide about the South and Divisions II and III.



ended with a six-point edge on runner-up Auburn, 38 points. Villanova, the perennial Eastern contender, was third with 35 points, followed by defending champion Washington State with 27.

Willie Smith led Auburn's bid with his second straight winning 48.28 in 440 yards, holding off Michigan's James Grace. The Tigers had their share of problems, notably Harvey Glance's failure to make the 60-yard final.

Villanova could point to two disqualifications as all that stood between it and a championship. Experienced senior Glenn Bogue was tagged for running out of his lane in a 600 trial, and freshman Anthony Tufariello fell just short of the exchange zone at the end of the second leg of a mile-relay trial.

The jumping heroics of Tully and Jacobs almost knocked defending triple jump champion Ian Campbell of Washington State out of the spotlight. He set a collegiate record with a jump of 55-8/4, the fifth best jump in indoor history. His right hand touched the sand—the official point of measurement—behind where he landed; otherwise, it would have measured beyond 56 feet.

Foreign athletes, who won seven of 15 events, once again dominated the distance races, winning the one-mile, two-mile and three-mile events.

Last fall, Providence coach Bob Amato passed up the ICAAAA cross country championships; and a week later his Irish Stars John Treacy and Gerard Deegan ran second and third behind successful defender Henry Rono.

The strategy paid off this year. After passing up the ICAAAA the week before, Treacy won the three-mile on Friday night; and Deegan took the two-mile the next day. Treacy led his race after two miles; he briefly relinquished the lead to Mexican Rodolfo Gomez of Texas-El Paso, then charged into the lead with a lap and a half to go. He finished in 13:10.2, bettering the meet record of 13:14.4. To win the two-mile, Deegan pulled away from a flu-weakened Rono to win in 8:41.4.

The other four foreign champions were in the field events, where Australian Campbell was joined by Nigerian Al Ogunfeyimi of Ohio in the long jump and by Canadians Bruno Pauletto of Central Michigan in the shot put and Scott Neilson of Washington in the 35-pound weight throw.

Ogunfeyimi squeezed past Stanford's James Lofton, 25-6 1/2 to 25-6 1/4, with Nigerian Ajayi Agebaku from Missouri third with 25-3 1/4. Agebaku came right back to take second in the triple jump with 54-5 1/2.

Pauletto beat Texas-El Paso's Hans Almstrom in the shot put, 64-1 1/4 to 62-5 1/2, to bring Central Michigan its first NCAA track and field title. Neilson beat Dartmouth juniors Ed Kania, 66-4 1/2, and Ken Jansson, 64-3 1/4, with his 68-7 1/4, becoming the first to win back-to-back crowns in the 35-pound weight throw.

Notwithstanding the foreign performances, the natives were not exactly standing around in the background. Not only did Americans win everything on the track through the 1,000 yards, but two of the champions were freshmen—Maryland phenomenon Renaldo Nehemiah in a controversial 60-yard hurdles final and Walter McCoy, the 600 winner from Florida State.

The others were all underclassmen with the exception of splendid Villanova senior Mark Belger. The American record holder with a 1:48.1 in the 880, Belger polished off another undefeated indoor campaign with a winning 1:49.1. It was his 13th consecutive triumph at 880 yards since 1976.

Nehemiah, fastest man in the heats with 7.11, got a bad start in the final, while teammate Greg Robertson started well and led for most of the race. Nehemiah caught up at the fifth hurdle; but at the tape it appeared to be Robertson by an eyelash over Auburn's James Walker, with Nehemiah right behind him.

The first official results showed that Nehemiah was first, Robertson was second and Walker was third. But upon appeal from Auburn coach Mel Rosen, Walker

and Robertson were reversed. The time was 7.16. Defending champion James Lee of Nebraska was eliminated in the quarterfinals. In the 60, Curtis Dickey of Texas A&M pulled away in the final 30 yards for an easy win in 6.15.

Howard's Richard Massey, second overall last year, won his section of the 440 for the second straight time but to little avail. In 1977, he was second to Smith by a tenth of a second. This time, he was third behind Smith and Grace.

McCoy, who gained the 600 final as a result of Bogue's disqualification, took it in 1:09.6. The time stood up when Alabama's Joe Coombs won the other section with 1:09.9 in another close duel.

Aside from the hurdles, the closest championship race came in the 1,000-yard battle between four-time Big Eight champion Randy Wilson of Oklahoma and two-time ICAAAA titlist Don Paige of Villanova. Paige moved on top with a lap and a half to go, then held off Wilson. The naked eye could not separate them; but the clock did, Paige winning by a hundredth of a second in 2:07.88.

Coombs anchored Alabama to a 3:15.1 win in the mile relay, catching Howard's Reggie Sojourner at the tape, 3:15.2. Auburn placed third overall with 3:15.7. New Mexico, which led for much of the two-mile relay was named first in the race after Texas-El Paso, with Peter Lemashon on the end, was disqualified. Lemashon had been entered in the race as an alternate only, and the team was disqualified for using an ineligible runner. New Mexico's time was 7:27.5. Villanova moved up to second at 7:31.1. Brigham Young led all the way in the distance medley relay against a challenging Wisconsin, with miler Kevin Hyde holding off the Badgers' Jim Stintzi, 9:46.2 to 9:46.8.

### 14th NCAA Indoor Championships

**SCORING**—Texas-El Paso 44, Auburn 38, Villanova 35, Washington State 27, Alabama 23, Maryland 20, Michigan 20, Missouri 20, Providence 20, Brigham Young 18, UCLA 16, Fairleigh Dickinson 16, New Mexico 15, Dartmouth 14, Howard 14, Washington 14, Arkansas 12, Central Michigan 12, Wisconsin 12, Florida State 11, Texas A&M 10, Ohio 10, Oklahoma 10, Northeastern 9, Michigan State 8, Stanford 8, Wyoming 7, East Tennessee State 6, Iowa 6, Morehead State 6, Penn State 6, Tennessee 6, Union 6, Louisiana State 5, Southern Illinois 5, Brown 4, Eastern Michigan 4, Kansas State 4, Manhattan 4, Murray State 4, Tennessee Tech 4, Houston 3, Kansas 2, Kent State 2, Middle Tennessee 2, Nebraska 2, North Carolina 2, Purdue 2, Southern 2, Virginia Tech 2, Western Michigan 2, Iona 1, Iowa State 1, Lafayette 1, Ohio State 1.

**60**—Dickey (TAM) 6.15, Easley (Au), Jones (MorS), R. Scott (LS), D. Scott (VT), Turner (LS); **440**—Smith (Au) 48.28, Grace (Mic), Massey (How), Harbour (V), Dils (EM), Kovalczyk (Laf); **600**—McCoy (FS) 1:09.64, Coombs (Al), Moffat (U), Dramiga (NM), Mickens (K), Tufariello (V); **880**—Belger (V) 1:49.13, Lech (No), Clark (Mis), Summerville (Man), Lemashon (TEP), Korir (IoS); **1000**—Paige (V) 2:07.88, Wilson (Ok), Terer (FD), DeLashmutt (S), Banovic (CM), Martin (Ion); **2-MILE**—Deegan (Pro) 8:41.39, Rono (WaS), Nzau (Wy), Donakowski (Mic), King (NC), Bickford (No); **3-MILE**—Treacy (Pro) 13:10.20, Gomez (TEP), Musyoki (TEP), Cheruiyot (WaS), Sirma (TEP), Watts (Ten); **60-HH**—Nehemiah (Mar) 7.16, Walker (Au), Robertson (Mar), Moore (TT), Davenport (S), Kimaiyo (NM).

**HJ**—Jacobs (FD) 7-5, Lewis (MicS), Hansen (Iow), Woodard (Al), Nielson (BY), White (Wy); **LJ**—Ogunfeyimi (O) 25-6 1/2, Lofton (St), Agebaku (Mis), Calhoun (Mar), Pleasant (Ok), Faye (MT); **PV**—Tully (UCLA) 18-5 1/4, Stokes (Mic), Brown (UCLA), tie Dames (Hou) and Johnson (TEP), tie Vahlstrom (TEP) and Gilders (O); **SP**—Pauletto (CM) 64-1 1/4, Almstrom (TEP), Nilsson (V), Vincent (Wa), Marks (SI), Cain (Al); **35-LB WT**—Neilson (Wa) 68-7 1/4, Kania (Dar), Jansson (Dar), Jesernig (WaS), Breidenbach (KeS), Berry (TEP), Sjolholm (TEP); **TJ**—Campbell (WaS) 55-8 1/4, Agebaku (Mis), Hutchins (TEP), Cronin (Br), Cooper (V), DoDoo (MT).

**RELAYS**—**MILE**—Alabama (Husbands, Leving, Gatson, Coombs) 3:15.11, Howard, Auburn, Tennessee, Nebraska, Florida State; **2-MILE**—New Mexico (Quade, Romero, Kipkurgat, Ongwae) 7:27.53, Villanova, Auburn, Murray State, Eastern Michigan, Tennessee; **DISTANCE MEDLEY**—Brigham Young (Schultz, Coombs, Hyde, Woods) 9:46.24, Wisconsin, Penn State, Arkansas, Purdue, Ohio State.

## 25th Atlantic Coast Conference Championships

**SCORING**—Maryland 69, North Carolina State 44, North Carolina 38, Clemson 26, Virginia 26, Duke 20, Wake Forest 4.

**60**—Butler (C) 6.28, Lomotey (NCS), Lanier (NCS), Nehemiah (M), Calhoun (M); **600**—Foreman (NCS) 1:13.05, Pittman (NCS), Headlam (C), Fields (M), Dickerson (V); **1000**—Canty (V) 2:10.32, Lisenbee (WF), Burno (M), Brown (V), Krichko (C); **MILE**—King (NC) 4:11.74, Francis (NCS), Vogel (C), Michael (NCS), Kerner (V); **2-MILE**—King (NC) 8:52.78, Bateman (NCS), Hofstetter (NC), Geer (C), Matthews (C); **60-HH**—Nehemiah (M) 7:14, Robertson (M), Dixon (M), Eppes (C), Lanier (NCS).

**HJ**—Shuler (NC) 7-2½, Melly (M), Worthy (C), Stroup (C), Richardson (M); **LJ**—Calhoun (M) 23-9½, Ivory (M), Kent (M), Melly (M), Nesbit (D); **PV**—M. Shankle (D) 15-6, Remus (M), Robinson (NC), S. Shankle (D), Petrillo (M); **SP**—Pyka (M) 60-4, Hannah (NCS), Salzano (NC), Vincenzes (V), Leavitt (NCS); **TJ**—Ivory (M) 51-7½, Guthrie (M), Coleman (NCS), Wynne (NC), Chambers (D).

**RELAYS**—**MILE**—North Carolina State (Patterson, Pittman, Brown, Foreman) 3:19.8, Maryland, North Carolina, Virginia, Clemson; **2-MILE**—Virginia (Apted, Howard, Sanders, Galbraith) 7:51.25, Duke, Maryland, North Carolina, Clemson; **DISTANCE MEDLEY**—Duke (Tilden, Fruit, Hall, Perkins) 10:15.0, North Carolina, Virginia, North Carolina State, Clemson.

## 50th Big Eight Championships

**SCORING**—Kansas 93 6/10, Nebraska 87 2/10, Missouri 82 6/10, Oklahoma 77, Kansas State 64, Colorado 34, Iowa State 31 6/10, Oklahoma State 24.

**60**—Kelley (O) 6.21, Wiley (K), Newell (K), Samuels (N), Parette (KS); **300**—Snoddy (O) 29.47, Wiley (K), Hoagland (N), Major (KS), Washington (K); **440**—Udo (M) 48.14, Tanner (KS), Whitaker (K), McKenzie (N), Mahoney (N), Little (K); **600**—Mickens (K) 1:09.61, Poehling (N), Musgrave (C), McGraw (OS), Roberts (OS), Byram (O); **880**—Clark (M) 1:51.48, Korir (IS), Staggs (OS), Rohde (O), Mickens (K), Meade (OS); **1000**—Wilson (O) 2:09.56, Lundy (C), Enz (K), DeLashmutt (KS), Fluit (N), Hattersley (C); **MILE**—DeLashmutt (KS) 4:06.31, Stelzer (N), Coldsmith (K), Fluit (N), Meade (OS), Hattersley (C); **2-MILE**—Spilsbury (C) 8:47.8, Anderson (C), Smith (K), Fisher (M), Weber (KS), Dunningan (C); **60-LH**—Lavitt (M) 6.82, Coleman (K), Bettes (O), Lee (N), Williams (O), Parette (KS); **60-HH**—Lavitt (M) 7.21, Lee (N), Coleman (K), Williams (K), Kelley (OS), Tapper (IS).

**HJ**—Phelps (N) 6-11, Bryant (O), tie Herzog (N) and Piper (M), Reardon (K), Meyer (N), Kuehl (IS); **LJ**—Agbebaku (M) 25-6¼, Pleasant (O), Sloan (KS), Nacci (O), Parette (KS), Bettes (O); **PV**—Scales (K) 16-6, Knauss (KS), Nofsinger (KS), Ross (N), Zaqisak (M), Riley (O); **SP**—Moore (M) 58-8, Scheetz (IS), Kortemeyer (IS), Millard (N), Locke (IS), Dando (N); **TJ**—Agbebaku (M) 53-2¼, Parette (KS), Shaffer (OS), Burroughs (IS), Murray (N), Linck (KS).

**RELAYS**—**MILE**—Nebraska (Dovel, McKenzie, Mahoney, Poehling) 3:12.76, Oklahoma, Kansas, Missouri, Kansas State.

## 68th Big Ten Championships

**SCORING**—Michigan 103, Indiana 82, Wisconsin 67, Purdue 64, Illinois and Michigan State 46 (tie), Ohio State 41½, Iowa 34½, Northwestern 10, Minnesota 1.

**60**—Smith (MS) 6.31, Hicks (OS), Jackson (OS), Copeland (In), Laing (P), Manning (OS); **300**—Graf (In) 30.52, Smith (MS), Hicks (OS), Copeland (In), Johnson (W); **440**—Peters (In) 48.42, Grace (Mic), Estes (Il), Dobson (Mic), Hester (P), Brown (P); **600**—Hughes (In) 1:10.33, Murei (W), Williams (MS), Gardner (Min), Klein (MS), Slack (I); **880**—Thomas (Mic) 1:51.83, Sang (W), Sumbry (P), Shroyer (In), Schellenberger (Il), Docherty (Io); **1000**—Moeller (Io) 2:12.47, Menzyk (P), White (Il), Moore (MS), Simko (OS), Plummer (W); **MILE**—Lacy (W) 4:02.67, Donakowski (Mic), Elliott (Mic), Smith (P), Randolph (W), Poliseno (Min); **2-MILE**—Lacy (W) 8:39.4, Donakowski (Mic), Visscher (In), Crane (OS), Jackson (W), Avery (Il); **3-MILE**—Stintzi (W) 13:43.47, McFee (Mic), Walters (Il), Eicken (Il), Sweazy (Mic), Lewis (Mic); **60-HH**—Cammack (P) 7.30, Sturwoid (N), Chisholm (Mic), Oliver (OS), Ropar (OS), Taylor (OS).

**HJ**—Ruebel (P) 7-2, Hansen (Io), Lewis (MS), Berry (In), Lattany (Mic), tie Armstrong (OS) and Hlavin (Io); **LJ**—Laing (P) 25-9¼, Henry (Mic), Jones (Io), Cannon (In), Pate (In), Davis (P); **PV**—Stokes (Mic) 17-1¼, Broek (Io), Fox (In), Sarras (Il), Dobosy (Mic), Langford (P); **SP**—Braun (W) 59-6, Schneider (MS), Foss (Min), Lenzini (Il), Rancanelli (N), Betulius (P); **TJ**—Cannon (In) 51-8½, Reavis (Il), Davis (OS), Stoddard (W), Davis (P), Stringfellow (Il).

**RELAYS**—**MILE**—Michigan 3:16.39, Indiana, Purdue, Illinois, Michigan State, Ohio State.

## Collegiate Track Conference Championships

**SCORING**—C.W. Post 55, Fairleigh Dickinson 54, New York Tech 34, Iona 32, Kings Point and Pratt 12 (tie), Wagner 11, Jersey City 9, Glassboro State 8, York 6, Montclair 5, Marist 3, CCNY, Monmouth, Queens and Stony Brook 2 (tie), Hunter 1, Lehman, New Haven and Brooklyn 0.

**55**—Rizzi (FD) 6.2, Best (Pr), Marchan (FD), Harrison (FD), Rushmore (NYT); **400**—Higgins (NYT) 51.1, McAleer (NYT), Dorilio (CWP), Robinson (JC), Ross (FD); **500**—Suervo (Pr) 1:06.9, Suite (I), Folan (SB), MacLeod (NYT), Grey (NYT); **800**—Ulrich (CWP) 1:54.8, Lincoln (NYT), Goddard (FD), Wallace (Mont), Patterson (JC); **1000**—DiDonato (CWP) 2:29.6, Cintron (Io), Smith (FD), Ullmeyer (Monm), St. George (NYT); **1500**—DiDonato (CWP) 3:55.9, Brennan (FD), Greene (FD), Marzan (FD), Dundon (KP); **3000**—Steads (FD) 8:27.5, Hobbs (I), Murphy (CWP), Nelson (FD), Berglund (KP), Kingston (NH); **55-HH**—DeVerro (JC) 7.5, Røyce (CWP), Henry (NYT), Stewart (GS), Ruggiero (Pr); **1500 WALK**—Harlan (KP) 6:18.3, Flanagan (KP), Morris (Mar), Andrews (NYT), Bregman (H), Siegel (H), Mendell (Q).

**HJ**—Kanya (CWP) 6-6, Kelly (GS), tie O'Dell (Mont) and D'Amato (FD), Bednarski (NYT); **PV**—Anderson (CWP) 14-6, Haff (CWP), Albanese (I), Cole (Pr), Lewis (CWP); **SP**—Dobson (I) 52-0, Lanzallo (I), Rummell (FD), Pepo (Q), Murphy (I).

**RELAYS**—**1600**—York (Haynes, Smith, Springer, Norman) 3:27.5, C.W. Post, Wagner, New York Tech, Fairleigh Dickinson; **3200**—Fairleigh Dickinson (Smith, Elson, Bogert, Goddard) 7:55, New York Tech, CCNY, Iona, Queens, Glassboro State, York; **DISTANCE MEDLEY**—Fairleigh Dickinson (Santasiere, Kelchner, P. Marzan, Brennan) 10:25.3, Iona, C.W. Post, New York Tech, Montclair, CCNY, Kings Point.

## Eastern Intercollegiate Athletic Association

**SCORING**—Southern Connecticut 40, Coast Guard 31¼, Lowell 29, Springfield 22½, Bates 20, Brandeis 18, Fitchburg 16¼, Bowdoin and Providence 15 (tie), Central Connecticut 11, Colby 10½, Worcester State 9, Westfield State and MIT 7 (tie), Williams 6, New Haven 4½, Tufts 4½, Wesleyan 2, Amherst and Bentley 1 (tie), Assumption, Boston State, Eastern Connecticut, Middlebury, Salem State, Trinity and Worcester Poly 0.

**60**—Farnsworth (F) 6.3, Cage (L), Samuels (Spr), Brown (Wes), Rapasorda (Spr); **440**—Strang (Bow) 49.5, Detscher (SC), Langston (WoS), Danahy (CG), Davenport (WeS), Moore (Br); **600**—Bouchard (Spr) 1:14.7, Strobino (SC), Lahonte (WeS), Getchell (Col), Lopke (CG), Ficarra (Ba); **880**—Garland (Br) 1:55.3, Tyler (Ba), Kashian (L), Shultz (NH), Crimlish (Be), Soderstrom (Ba); **1000**—Costigan (WoS) 2:14.8, Chapman (CG), Lee (Tu), Gardner (Ba), Cronin (CG), Smith (Spr); **MILE**—Deegan (P) 4:09.5, Byrne (P), Rafferty (P), Peters (Ba), Darrow (Wil), Campos (CG); **2-MILE**—Oparowski (Ba) 9:02.8, Finelli (Br), Dunleavy (SC), Crooke (P), Forster (Br), Gelinis (L); **60-HH**—McCully (L) 7.7, Dobson (SC), Deutch (Spr), Mitchell (Spr), Sarna (CG), Smith (NH).

**HJ**—Kazilionis (Col) 6-7, Polakowski (SC), Turlo (MIT), tie Jakobowski (F), Brown (Spr), Kayhill (CG) and Steeprock (NH); **LJ**—Brady (SC) 24-1, Still (L), Davis (SC), Auger (SC), McAlenan (Wil); **PV**—Johnston (SC) 15-4½, Allard (CG), Appel (SC), tie Crispin (Col), Callahan (Col) and Helgeson (SC); **SP**—Brian (L) 50-6, Cable (Bow), Snyder (Br), Healy (F), Bowman (Tu); **35-LB WT**—Haskell (L) 63-7, Healy (F), McCabe (Bow), Olsen (CC), Tanner (Wil); **TJ**—Cranford (CC) 46-11½, Brown (Spr), Bosbach (WeS), Ortiz (CC), Stokes (SC).

**RELAYS—MILE**—Coast Guard 3:24.3, Fitchburg, Springfield, Bowdoin, Amherst, Southern Connecticut; **2-MILE**—Coast Guard 7:58.4, Bates, Williams, New Haven, MIT, Southern Connecticut; **DISTANCE MEDLEY**—Coast Guard 10:32.8, Brandeis, MIT, Bates, Central Connecticut, Southern Connecticut.

### 3rd Great Lakes Inter. Athletic Conference Championships

**SCORING**—Hillsdale 151, Saginaw Valley 134, Ferris State 114, Northwood 85, Grand Valley 40, Wayne State 31.

**60**—Johnson (H) 6.1, Chism (H), Barr (GV), Richards (N), Smith (FS); **300**—Waters (SV) 31.7, Richards (N), Chism (H), Johnson (H), Smith (FS), Dozier (N); **440**—Waters (SV) 50.4, Oparka (FS), Isom (WS), Taborn (H), Helmerts (H), Grayson (WS); **600**—Johnson (H) 1:16, Rohman (N), Christensen (FS), Tousley (SV), Hall (FS), Pauken (H); **880**—Harris (GV) 1:58.6, Stark (H), DeLong (FS), West (WS), Lazer (WS), Jozierski (SV); **1000**—Dyer (SV) 2:19.6, Stark (H), Martin (FS), Glatfelter (SV), Shaw (SV), Kramer (FS); **MILE**—Dyer (SV) 4:16.9, Potts (GV), Ofsansky (H), Hallop (SV), Kramer (FS), Henry (SV), Varty (SV); **2-MILE**—Ofsansky (H) 9:16.3, Heath (SV), Fitzgerald (SV), Varty (SV), Fountain (FS), Gould (N); **60-HH**—Campbell (N) 7.6, Conlon (N), Steusloff (GV), Miller (FS), Kora (WS), Guyton (N); **60-H**—Flood (H) 7.2, Campbell (N), Guyton (N), Bell (FS), Steusloff (GV); **2-MILE WALK**—Freeman (SV) 16:48.3, Koenigbauer (SV), Bennett (FS), VanVliet (WS), McIntyre (SV).

**HJ**—Gifford (H) 6-6, Cook (FS), Cawthon (N), Griesing (FS), Taborn (H), Griesing (SV); **LJ**—Flood (H) 23-2/4, Steusloff (GV), Campbell (N), Wilcox (FS), Wallace (FS), Johnson (H); **PV**—Mohre (FS) 14-6, Hill (FS), Whitman (N), Campbell (SV), Bontrager (N), O'Conner (FS); **SP**—Pavlovich (FS) 49-11/2, Waters (SV), Lunetta (N), Fulmer (SV), Britt (WS), Keenan (N); **35-LB WT**—Fulmer (SV) 53-3, Spanke (WS), Mossy (H), Waters (SV), Lorkowski (H), Wendt (SV); **TJ**—McCall (H) 44-1/2, Flood (H), Traylor (FS), Gifford (H), Griesing (SV), Mohre (FS).

**RELAY—MILE**—Ferris State (DeLong, Smith, Oparka, Christensen) 3:31.2, Hillsdale, Saginaw Valley, Northwood, Wayne State.

### Illinois Intercollegiate Championships

**SCORING**—Southern Illinois-Carbondale 169, Illinois 143, Eastern Illinois 81, Illinois State 68, Western Illinois 49, Illinois-Chicago Circle 23, North Central 17, Augustana 15, Loyola 13, Northern Illinois 5, Bradley 4, Lewis 1, DePaul, Greenville, Southern Illinois-Edwardsville, Wheaton and Chicago State 0.

**60**—Bell (EI) 6.3, Kee (SIUC), Golliday (ICC), Jones (IS), Wyatt (I), Edmond (WI); **300**—Jones (I) 30.6, Golliday (ICC), Kraimik (I), Rock (SIUC), Holloway (WI), Clerkly (WI); **440**—Duckworth (IS) 48.5, Lee (SIUC), Estes (I), Hatch (EI), Barnes (ICC), Lively (SIUC); **600**—Thomas (WI) 1:10.8, Dorsey (SIUC), White (I), Smith (I), Jones (EI), Johnson (Lo); **880**—Bisase (SIUC) 1:52.3, White (I), Ayoub (I), Johnson (EI), Nichols (NC), Klebe (NC); **1000**—Schellenberger (I) 2:10.3, Burns (WI), Franz (I), Hodge (EI), Sawyer (SIUC), McKenley (ICC); **MILE**—George (SIUC) 4:07.8, Biasase (SIUC), McInerney (EI), White (I), Hammermeister (A), Hoover (Le); **2-MILE**—Jawor (NC) 8:57.2, Craig (SIUC), Rorem (EI), Reinking (EI), Kuntz (IS), Avery (I); **3-MILE**—Copper (A) 13:46.3, Eicken (I), Sawyer (SIUC), Sheeran (EI), Walters (I), Richmann (IS); **60-HH**—Holloway (WI) 7.4, Roberts (SIUC), Johnson (EI), Lewis (IS), Barth (I), Lowell (EI).

**HJ**—Preuss (IS) 6-10, Taylor (WI), Smith (EI), Hadfield (B), Davis (IS), Haynie (A); **LJ**—Rock (SIUC) 24-10, Rice (WI), Reavis (I), Meridith (SIUC), Lee (SIUC), Pinnick (IS); **PV**—Johnson (SIUC) 16-5, tie Will (I) and DeMattei (SIUC), Byrne (EI), Larson (EI), Major (SIUC); **SP**—Marks (SIUC) 57-11/2, Podolski (SIUC), Sloan (I), Fencil (IS), Lenzini (I), Carper (I); **35-LB WT**—Podolski (SIUC) 59-1, Kueker (I), Carper (I), Sloan (I), Connelly (SIUC), Melinger (ICC); **TJ**—Martin (IS), Reavis (I), Stringfellow (I), Hollis (EI), Perryman (I), Rice (WI).

**RELAYS—MILE**—Illinois State (Hawkins, Thomas, Duckworth, Jones) 3:15.0, Southern Illinois-Carbondale, Eastern Illinois, Illinois-Chicago Circle, Loyola, Augustana; **2-MILE**—Loyola (Rhode, McCabe, VanVleck, Gabriel) 7:38.5, Southern Illinois-Carbondale, Illinois, Northern Illinois, Eastern Illinois, Augustana; **DISTANCE MEDLEY**—Illinois (Schellenberger, Ayoub, Fritz, Avery) 9:56.4, Southern Illinois-Carbondale, Eastern Illinois, North Central, Loyola, Northern Illinois.

### 5th Independent College Athletic Conference

**SCORING**—St. Lawrence 131½, Alfred 125, Rensselaer 109, Rochester Tech 85½.

**60**—Schneiderman (SL) 6.5, Bell (RT), Cauthen (A), Mar (RT), Allen (A), Laychak (R); **300**—Stebbins (RT) 32.6, Schneiderman (SL), Allen (A), Bell (RT), Olsted (R), Clode (SL); **600**—Stebbins (RT) 1:14.2, Schoemer (SL), Hanson (SL), Helbig (RT), Meeker (SL), Petto (R); **1000**—Woodward (SL) 2:18.0, Holland (SL), Howard (SL), Tensegno (SL), Venuti (A), Leary (R); **MILE**—Woodward (SL) 4:17.5, Howard (SL), Price (A), Barnes (A), Holland (SL), English (SL); **2-MILE**—Herbert (R) 9:23.7, Price (A), Burns (SL), Sullivan (A), Peterson (RT), DeSimone (RT); **60-HH**—Allen (A) 8.0, Kunzinger (A), Collins (R), Rackliffe (R), Carlson (R), Rottari (R).

**HJ**—O'Daniell (SL) 6-6, Barkley (RT), Marquit (A), Arahamiam (R), Hine (R), Unkle (RT); **LJ**—Alexander (R) 22-1/2, Stebbins (RT), Barkley (RT), Bell (RT), Marquit (A), Paige (R); **PV**—Scalise (A) 13-6, King (A), Legner (RT), Lowey (A), Unkle (RT), Beard (R); **SP**—Bowers (R) 46-11/2, Kearns (R), Hartnett (SL), Marshall (SL), Warena (R), Benoit (A); **35-LB WT**—Benoit (A) 47-8/2, Mason (A), Bowers (R), Warena (R), Frahm (RT), Brown (A); **TJ**—Rackliffe (RT) 43½, Quigley, (R), Marquit (A), Bell (RT), Haswell (SL), Unkle (RT).

**RELAYS—MILE**—St. Lawrence 3:31.2, Rensselaer, Alfred; **2-MILE**—St. Lawrence 8:05.8, Rensselaer, Alfred.

### Middle Atlantic Conference Championships

**SCORING**—Widener 78½, Gettysburg 47, Lebanon Valley 31, Franklin & Marshall 26, Albright 11½, Haverford and Johns Hopkins 9 (tie), Ursinus 7, Delaware Valley 4, Swarthmore 1, Elizabethtown, Juniata, Muhlenberg and Washington 0.

**60**—Johnson (W) 6.4, Sims (G), Riley (W), Scott (G), Fray (W); **3000**—Fray (Wi) 32.4, Carter (Wi), Johnson (Wi), Hodge (Wi), Scott (G); **600**—Martino (G) 1:14.8, Treffinger (G), Rankin (LV), Martucci (FM), Brown (S); **1000**—Stachow (LV) 2:15.5, Geating (G), DeHavio (G), Carter (U), Casey (LV); **MILE**—Stachow (LV) 4:13.5, Geating (G), Garner (U), Carpenter (LV), Gabel (DV); **2-MILE**—Goss (FM) 9:31.5, Holmbie (FM), Kennedy (JH), Parsons (U), Masciocchi (G); **60-HH**—Hodge (Wi) 7.5, Bubnic (Wi), Viafora (A), Ruggieri (LV), Piersol (Wi).

**HJ**—Hall (LV) 6-4, O'Hara (Wi), Grzeszkowiak (Wi), Albright (H), Schever (FM); **LJ**—Hodge (Wi) 23-2, Grzeszkowiak (Wi), Aromendo (A), Piersol (Wi), Barry (DV); **PV**—Jirgil (G) 14-1, Negley (W), Shea (A), Voltz (A), Bubnic (Wi), Siegle (DV); **SP**—Coad (JH) 47-3/2, May (FM), Faber (FM), Lederer (H), Zaborowski (G); **TJ**—Grzeszkowiak (Wi) 49-4, Piersol (Wi), Driver (Wi), Tooker (FM), Daly (G).

**RELAYS—MILE**—Gettysburg 3:31.5, Franklin & Marshall, Lebanon Valley, Haverford, Delaware Valley; **SPRINT**—Widener 1:11.7, Gettysburg, Haverford, Lebanon Valley, Delaware Valley.

### 10th Northern Intercollegiate Conference Championships

**SCORING**—Mankato State 159, Moorhead State 154, Winona State 70, St. Cloud State 38, Bemidji State 27, Minnesota-Duluth 10, Michigan Tech 5, Minnesota-Morris 2, Southwest State 0.

**60**—Bodom (MoS) 6.58, Brooks (MaS), Kloss (MoS), Baker (MoS), Wright (WS), Huffin (MaS); **300**—Washington (WS) 32.99, Bodom (MoS), Simunds (MoS), Kloss (MoS), Taylor (MD), Larson (MaS); **600**—Brooks (MaS) 7.76, Stensland (WS), Fox (MoS), Kreuger (MaS), Johnson Salzwedel (MoS), Thompson (BS); **1000**—Beeson (MoS) 2:16.64, Wilder (MaS), Johnson (BS), Mundahl (WS), Fay (MoS), Barnaby (MD); **MILE**—Wieker (MaS) 4:16.09, Henderson (WS), Kruetz (MaS), Mueller (WS), Shively (MaS), Wicker (MD); **2-MILE**—Kruetz (MaS) 9:22.48, Skalsky (MaS), Chilkko (MoS), Anderson (MaS), Wagner (MD), Krueger (SCS); **60-HH**—Brooks (MaS) 7.76, Stensland (WS), Fox (MoS), Kreuger (MaS), Salzwedel (MoS), Thompson (BS); **60-H**—Brooks (MaS) 7.49, Salzwedel (MoS), tie Stensland (WS) and Kreuger (MaS), Fox (MoS).

**HJ**—Bergstrom (MoS) 6-8, tie Barber (WS) and Harpestad (WS), Ott (MT), L. Lang (MaS), B. Lang (MT); **LJ**—Neubauer (SCS) 22-3, Bologna (MoS), Baker (MoS), Schumacher (SCS), Anderson (MaS), Erler (SCS), Washington (WS); **PV**—Kreuger (MaS) 15-4, Garmon (MaS), Novak (MaS), Church (MoS), Fisher (SCS), Spicer (BS); **SP**—Brandt (MoS) 49-9/4, Anderson (MoS), Hand (MaS), Paulson (MoS), Hayek (MaS), Dirkes (SCS), Capinski (SCS); **TJ**—Baker (MoS) 46-6/4, Schumacher (SCS), Anderson (MaS), Neubauer (SCS), Reed (SCS), Rogers (MM).

**RELAYS**—**MILE**—Moorhead State (Thorvilson, Fox, Beeson, Simunds) 3:28.68, Mankato State, Winona State, Bemidji State, Minnesota-Duluth, St. Cloud State; **4X176**—Mankato State (Brooks, Larson, Schomann, Huffin) 1:14.82, Winona State, Bemidji State, St. Cloud State, Minnesota-Duluth, Minnesota-Morris.

### Ohio Conference Championships

**SCORING**—Mt. Union 94, Baldwin-Wallace 82½, Otterbein 78½, Ohio Wesleyan 71, Wooster 41, Capital 28, Wittenberg 23, Denison 22, Ohio Northern 20, Oberlin 14, Marietta and Muskingum 9 (tie), Kenyon 4, Heidelberg 0.

**60**—Wimberly (Wo) 6.5, Litten (BW), Boy (Ma), Warfield (ON), Whitmore (Ot), Matak (MtU); **300**—Smith (Ot) 32.7, Jones (Ot), Knechtel (C), Jofferion (MtU), Litten (BW), Whitmore (Ot); **440**—Smith (Ot) 50.3, Jofferion (MtU), Titus (OW), Fox (Ot), Edwards (MtU), Wetzel (Ot); **600**—Rissell (OW) 1:12.6, Cochran (Ot), Knechtel (C), Brody (K), Gant (MtU), Edwards (Ot); **880**—Rissell (OW) 1:59.3, Kirk (Wo), V. Smith (MtU), Frazier (D), Hazenstab (Ma), Haffner (BW); **1000**—V. Smith (MtU) 2:17.2, Kovach (BW), Knopp (OW), Portune (Ob), Burton (OW), Ankrom (Ot); **MILE**—Landon (MtU); **2-MILE**—Landon (MtU), Haffner (BW), Becraft (ON), McIntyre (MtU), Menosky (MtU), Gold (Ot); **60-HH**—9:12.4, McGowan (ON), Dotson (MtU), Reedy (Wo), Byrnes (Ot), Gold (Ot); **60-HH**—Pashke (BW) 7.6, Rissell (OW), Skoczen (BW), Gavin (Wi), Hearn (OW), Ball (Mu).

**HJ**—Thomas (BW) 6-8, tie Hearn (OW) and Grover (MtU), Norman (Wi), tie K. Smith (MtU), Austin (Wo) and Kalb (ON); **LJ**—Lewis (Wo) 21-7, Stinson (Mu), Osei (Ob), K. Smith (MtU), McGarry (ON), Gavin (Wi); **PV**—Atha (D) 14-6, Corbin (BW), Barth (D), Carney (BW), Anderson (OW), Yoest (Ot); **SP**—Meindl (C) 55-3/4, Hunsacker (Wi), Reynolds (C), Wasil (OW), Gray (Wi), Kramer (ON); **TJ**—John (MtU) 45-8/4, Mathews (Ot), Ward (BW), Gordon (Ob), Winemiller (Ot), Bachman (Ma).

**RELAYS**—**880**—Ohio Wesleyan (Titus, Hearn, Hamilton, Koncelik) 1:32.5, Otterbein, Baldwin-Wallace, Mt. Union, Wittenberg, Denison; **MILE**—Otterbein (Fox, Wetzel, Edwards, Smith) 3:27.2, Baldwin-Wallace, Mt. Union, Ohio Wesleyan, Wittenberg, Denison.  
**1979 Meet: March 9-10, Otterbein College.**

### Old Dominion Athletic Conference

**SCORING**—Lynchburg 93, Bridgewater 75, Washington & Lee 37, Emory & Henry 30. **60**—Allamong (B) 6.5, Crockett (EH), Harper (B), Crawford (L), Slack (B); **440**—Niedenthal (L) 52.3, Dormier (B), Norberg (WL), Fox (EH), West (B); **880**—Waters (B) 2:02.65, Brady (L), Hance (L), Welch (WL), Morris (WL); **MILE**—Brady (L) 4:28.3, Crouse (B), Taylor (L), Metts (B), Bird (WL); **2-MILE**—Crouse (B) 9:47.9, Edmonds (L), Weeks (WL), Detlinger (B), Rowland (B); **60-HH**—Stroop (L) 7.8, Whedbee (B), Boye (B), Younger (B), Flanagan (EH).

**HJ**—Allamong (B) 6-2, Freeman (L), Stroop (L), Downes (B), Crawford (L); **LJ**—Freeman (L) 21-5½, Crawford (L), Stroop (L), Scott (WL), Hart (EH); **PV**—Freeman (L) 13-9, Kent (B), Ford (L), Smith (EH), Spring (WL); **SP**—Scott (EH) 45-2, Dunlay (WL), Baker (B), Spencer (L), Freeland (B); **35-LB WT**—Dunlay (WL) 40-0, Spencer (L), Hurley (EH),

Freeland (B), Tenan (L); **TJ**—Stroop (L) 43-7/4, Strohside (B), Crank (L), Downes (B), Freeman (L).

**RELAYS**—**440**—Lynchburg (Crawford, Niedenthal, Freeman, Stroop) 45.15, Washington & Lee, Bridgewater, Emory & Henry; **MILE**—Emory & Henry (Flankenship, Fox, Flanagan, Alderman) 3:39.4, Washington & Lee, Lynchburg, Bridgewater; **2-MILE**—Washington & Lee (Bird, Morris, Welch, Daniel) 8:32.5, Bridgewater, Lynchburg.

### Western Athletic Conference Championships

**SCORING**—Texas-El Paso 166, Brigham Young 111, New Mexico 85½, Utah 68½, Wyoming 52, Colorado State 39. Nonscoring participants: Idaho State, Weber State, Montana, Air Force, Utah State, Washington State, Montana State.

**60**—Deal (TEP) 6.21, Parrell (U), Wright (IS), Hill (CS), Brewer (NM), Stene (U); **440**—Austin (IS) 47.84, Robinson (U), Kimaiyo (NM), Williams (W), Echavarría (BY), Dramiga (NM); **600**—Ongwa (NM) 1:09.09, Dramiga (NM), Moreno (B), Kimmell (IS), Giron (NM), Eyre (WS); **880**—Lemashon (TEP) 1:48.74, Cherono (W), Kipkurgat (NM), Wilson (IS), Schultz (BY), Quade (NM); **1000**—Lemashon (TEP) 2:07.56, Cherono (W), Kipkurgat (NM), Glastonbury (U), Frichtel (CS), Hyde (BY); **MILE**—Munyalá (TEP) 4:07.27, Woods (BY), Morris (U), Chavez (WS), Sinclair (CS), Nzau (W); **2-MILE**—Gomez (TEP) 8:48.25, Munyalá (TEP), Musyoki (TEP), Nzau (W), Hernandez (BY); **3-MILE**—Sirma (TEP) 13:27.06, Gomez (TEP), Musyoki (TEP), Nzau (W), Hernandez (BY), Strong (WS); **60-HH**—Wright (IS) 7.18, Jones (BY), Kimaiyo (NM), Mayuku (TEP), Kuzma (IS), Rooney (U).

**HJ**—Tie White (W) and Olson (BY) 7-1, Nielson (BY), Powell (IS), Smith (TEP), Shaw (WS); **LJ**—Williams (WaS) 24-10½, Lanyian (TEP), Myers (CS), Brewer (NM), Tullock (IS), Brink (BY); **PV**—Vahlstrom (TEP) 16-9, Talley (IS), Debevetz (U), Ward (BY), Chojnowski (U), Scully (MS); **SP**—Almstrom (TEP) 62-11, Nilsson (BY), Martin (U), Gardenkrans (BY), Palkovic (IS), Hart (U); **35-LB WT**—Berry (TEP) 66-2, Sjöholm (TEP), Farmer (NM), Duffala (CS), John (US), Catalano (US); **TJ**—Hutchins (TEP) 51-10½, Lanyian (TEP), Brink (BY), Johnson (CS).

**RELAYS**—**MILE**—Idaho State (Tullock, Wilson, Marshall, Austin) 3:15.94, Brigham Young, Utah, Utah State, New Mexico, Montana; **2-MILE**—Texas-El Paso (Boogman, Ongata, Tomisato, Courtney) 7:36.14, Idaho State, Weber State, Brigham Young, Colorado State, New Mexico; **DISTANCE MEDLEY**—Brigham Young (Schultz, Hyde, Coombs, Woods) 9:44.12, Texas-El Paso, Air Force, Colorado State, Montana, Wyoming.

### Wisconsin State University Conference

**SCORING**—Stevens Point 120, LaCrosse 114, Whitewater 93, Oshkosh 76, Eau Claire 75½, Platteville 42, River Falls 21, Stout 16½, Superior 0.

**60**—Stapp (W) 6.5, Sitte (LC), Luehke (W), Moriarty (EC), Haver (EC), Robinson (LC); **300**—Harper (O) 32.1, Nickasch (LC), Bork (SP), Sitte (LC), Jones (LC), Hinke (EC); **440**—Harper (O) 60.0, Miller (SP), Bonk (LC), Lenneman (RF), Purvis (O), Bork (SP); **600**—Engelson (P) 1:14.2, Ippopito (EC), Blank (O), Brill (W), Lenneman (RF), Bodette (SP); **880**—Herbert (EC) 1:56.7, Fusinatto (SP), Trzebiatowski (SP), Larsen (P), Gilbert (EC), Otte (O); **1000**—Trzebiatowski (SP) 2:15.7, Coppud (LC), Hinterburg (SP), Ramquist (P), Pinkowsky (O), Leaver (LC); **MILE**—Dan Buntman (SP) 4:15.1, Ingold (LC), Herbert (EC), Fusinatto (SP), Don Buntman (SP), Hartwig (O); **2-MILE**—Don Buntman (SP) 9:13.9, Antczak (LC), Ingold (LC), Christensen (O), Rogala (LC), Henseler (EC); **70-HH**—Young (W) 8.9, Marshall (P), Osterman (LC), Sapa (SP), Vogler (LC), Cooper (EC); **220-H**—Tie Sapa (SP) and Yoss (W) 25.5, Cooper (EC), Larsen (LC), Van Rossum (LC), Vanden Hogen (O); **2-MILE WALK**—Mazanec (P) 14:20.2, Byers (EC), Ellis (SP), Anderson (RF), Baker (EC), Neihaus (SP).

**HJ**—Iselin (St) 6-9, Lueders (O), Derus (EC), Jost (LC), Krueter (W), Parman (St), Hagemann (LC); **LJ**—Mueller (O) 23½, Meyer (RF), Holly (O), Pettman (LC), Fliss (SP), Harms (W); **PV**—Plummer (W) 15-2, Schell (W), Nettesheim (W), Goodwick (SP), Napholtz (SP), Paul (LC); **SP**—Walczak (LC) 54-4½, Scott (SP), Overguard (St), Helein (O), Knaust (W), Sensensy (RF); **TJ**—Watson (W) 47-0, McClelland (W), Cooper (EC), Marshall (P), Harms (W), Lauwasser (LC).

**RELAYS**—**880**—LaCrosse (Jones, McKinnon, Sitte, Nickasch) 1:31.7, Eau Claire, Stevens Point, Whitewater, River Falls, Oshkosh; **MILE**—Oshkosh (Moreau, Purvis, Blank, Harper) 3:24.9, LaCrosse, Stevens Point, Eau Claire, Platteville, Whitewater.

# 1977 Cross Country Championships

## 39th National Collegiate Championships

Pullman, Washington, November 21, 1977

### 1977 CROSS COUNTRY ALL-COLLEGIATE TEAM (First 25 Finishers)

Pos.	Name, Team	Time
1	Rono, Washington St.	28:33.5
2	Treacy, Providence	28:51.0
3	Deegan, Providence	28:56.9
4	Hunter, Cleveland St.	29:02.2
5	Cheruiyot, Washington St.	29:02.4
6	Chebor, Wyoming	29:03.4
7	Kilili, Wyoming	29:15.1
8	Hunt, Arizona	29:15.9
9	Salazar, Oregon	29:20.8
10	Wysocki, Nevada-Reno	29:30.8
11	Hart, Brigham Young	29:32.6
12	Clary, Oregon	29:33.1
13	Dillon, Providence	29:33.6
14	Spilsbury, Colorado	29:34.3
15	Watts, Tennessee	29:35.4
16	Quinn, Massachusetts	29:36.6
17	Flora, Northeastern	29:40.7
18	Sherran, Eastern Illinois	29:42.1
19	Gomez, Texas-El Paso	29:42.4
20	Munyala, Texas-El Paso	29:43.8
21	Guadarrama, Utah	29:44.3
22	Morris, Utah	29:47.2
23	Arnold, Massachusetts	29:47.9
24	Donakowski, Michigan	29:48.0
25	Sirna, Texas-El Paso	29:48.2

Pos.	Name, Team	Time
26	Flynn, East Tennessee	29:50.2
27	Chapa, Oregon	29:51.2
28	McChesney, Oregon	29:51.5
29	Marsh, Brigham Young	29:51.8
30	Hunsaker, San Diego St.	21:51.9
31	Maritim, Texas-El Paso	29:52.6
32	Kenny, East Tennessee	29:52.8
33	Shoots, Arizona	29:53.6
34	Snyder, Penn State	29:53.9
35	Nzau, Wyoming	29:56.6
36	Kvermo, Wyoming	29:56.9
37	Peterson, Georgetown	29:57.9
38	Stintzi, Wisconsin	29:58.3
39	Novelli, Rice	29:58.4
40	Kemel, West Texas St.	30:00.5
41	Randolph, Wisconsin	30:01.6
42	Roberts, Ohio State	30:03.5
43	Walters, Illinois	30:04.4
44	Keoch, Texas-El Paso	30:07.0
45	King, North Carolina	30:08.2
46	Kramer, Carleton	30:08.7
47	Murphy, Nevada-Reno	30:09.4
48	Fox, Virginia	30:10.6
49	Alitz, Army	30:11.3
50	Cuzzort, McNeese St.	30:12.1
51	Leek, East Tennessee	30:12.3
52	Bollman, North Dakota St.	30:12.9
53	Nansel, Drake	30:13.1
54	Vega, Tennessee	30:13.3
55	Fincane, East Tennessee	30:13.7
56	Buckheit, Bucknell	30:15.1
57	Burridge, Kentucky	30:16.2
58	Froelick, Rice	30:16.4
59	Serna, Cal.-Irvine	30:17.8
60	Brewer, Murray St.	30:18.1
61	Eashus, Bloomsburg St.	30:18.1
62	Odlin, Murray St.	30:18.8
63	Centrowitz, Oregon	30:19.7
64	Eicken, Illinois	30:20.2
65	Garcia, Texas-El Paso	30:21.2
66	Hernandez, Brigham Young	30:23.4
67	Lapp, Tennessee	30:24.2
68	McClement, Washington	30:24.9
69	Schankel, Cal. Poly-SLO	30:25.7
70	Boyd, Pittsburgh	30:26.0
71	Hattersley, Colorado	30:26.8
72	Sawyer, SIU-Carbondale	30:27.1
73	Bordell, Colorado St.	30:28.0
74	Towel, Richmond	30:29.0
75	Miehe, Wisconsin	30:30.2
76	Buell, Kentucky	30:30.8
77	Flora, Northeastern	30:31.1
78	James, Cleveland St.	30:31.7
79	White, Sacramento St.	30:32.4
80	Andersen, Arkansas	30:33.3
81	Erdal, Kentucky	30:33.9
82	Whitmore, Colorado	30:34.5
83	Rapp, Penn State	30:35.4
84	Daniels, Cal.-Irvine	30:36.0
85	Munene, Texas-El Paso	30:36.4
86	Morris, Brigham Young	30:36.5
87	Surface, Washington	30:37.0
88	Hawthorne, Missouri	30:39.6
89	Kohrs, Texas A&M	30:40.0
90	Hallenbeck, Washington	30:40.5

SCORING—Oregon 100, Texas-El Paso 105, Wyoming 186, Providence 205, Brigham Young 235, Wisconsin 241, East Tennessee 252, Tennessee 260, Arizona 262, Colorado 303, Cleveland St. 313, Penn State 346, Washington 361, Murray St. 375, Cal.-Irvine 376, Nevada-Reno 377, Kentucky 382, Missouri 422, Massachusetts 423, Clemson 425, Arkansas 487, Rutgers 503, Georgetown 520, St. John's (N.Y.) 645, Fordham 654, Cornell 668, Duke 707, Iowa St. 725.

## 20th National Division II Championships

Oak Brook, Illinois, November 12, 1977

Pos.	Name, Team	Time	Pos.	Name, Team	Time
1	Bollman, North Dakota St.	30:01.7	16	Schroeder, Ill.-Chicago Circle	30:50.9
2	Sheeran, Eastern Illinois	30:10.0	17	McHugh, Ill.-Chicago Circle	30:52.0
3	Eachus, Bloomsburg St.	30:26.1	18	Germano, Valdosta St.	30:54.2
4	Schankel, Cal. Poly-SLO	30:30.4	19	Martin, SW Missouri St.	30:55.2
5	Reinking, Eastern Illinois	30:30.9	20	Moreno, San Francisco St.	30:56.4
6	White, Sacramento St.	30:32.0	21	McHugh, Eastern Illinois	30:56.7
7	Bills, South Dakota St.	30:35.7	22	Kingery, Cal. Poly-SLO	30:56.9
8	Boyles, Mississippi Col.	30:42.2	23	Doub, Shippensburg St.	30:57.2
9	Reinseisen, St. Cloud St.	30:43.2	24	Bandy, Eastern Illinois	30:57.4
10	Rubino, Los Angeles St.	30:44.5	25	Thomson, Nebraska-Omaha	30:58.9
11	Wolf, Indiana, Pa.	30:46.5	26	Jennings, SE Louisiana	31:02.3
12	Christy, Eastern Illinois	30:48.1	27	St. John, Valdosta St.	31:07.7
13	Reyes, Ill.-Chicago Circle	30:49.2	28	Dunlap, South Dakota St.	31:10.1
14	McInerney, Eastern Illinois	30:50.0	29	Anderson, Mankato St.	31:11.4
15	Cartwright, Hartwick	30:50.8	30	Bowles, Akron	31:11.4

SCORING—Eastern Illinois 37, South Dakota St. 151, Indiana (Pa.) 194, Mankato St. 194, Cal. Poly-SLO 208, Sacramento St. 228, Illinois-Chicago Circle 255, Valdosta St. 256, Troy St. 284, Akron 292, SW Missouri St. 293, St. Cloud St. 307, Nebraska-Omaha 321, SE Louisiana 333, C.W. Post 360, Wright St. 416, Ferris St. 418, Central Mo. St. 426, Lowell 469, Southern Conn. 473, Northern Iowa 482, Indiana Central 483, SE Missouri St. 490, Cal.-Riverside 563, SIU-Edwardsville 596, Wayne St. 727.

## 5th National Division III Championships

Cleveland, Ohio, November 12, 1977

Pos.	Name, Team	Time	Pos.	Name, Team	Time
1	Kramer, Carleton	25:44	16	Becraft, Ohio Northern	26:21
2	Finelli, Brandeis	26:05	17	Bitterly, Occidental	26:23
3	Palmquist, St. Olaf	26:06	18	Oparowski, Bates	26:23
4	Colley, Occidental	26:07	19	Carroll, Fredonia St.	26:26
5	Haugen, St. Olaf	26:08	20	Sanchez, InterAmerican	26:26
6	Eggers, Nebraska Wesleyan	26:09	21	Holmboe, Franklin & Marshall	26:29
7	Bostick, Brandeis	26:10	22	Spear, Hamline	26:31
8	Louis, John Carroll	26:11	23	Hammer, Humboldt St.	26:31
9	Geating, Gettysburg	26:17	24	Harnett, Pomona-Pitzer	26:33
10	Peters, Bates	26:18	25	Escalera, InterAmerican	26:34
11	Kumant, Case Western Reserve	26:19	26	McIntire, Mt. Union	26:34
12	Peters, Humboldt St.	26:19	27	Jawor, North Central	26:35
13	Caldwell, Johns Hopkins	26:20	28	Zintel, Fredonia St.	26:45
14	Hunt, Boston St.	26:20	29	Fisher, North Central	26:45
15	Milliman, North Central	26:20	30	Menges, Kalamazoo	26:45

SCORING—Occidental 149, Humboldt St. 152, North Central 200, Mt. Union 207, Brandeis 238, Bates 247, InterAmerican 313, Luther 341, St. Olaf 395, Tri-State 448, Hamline 475, Boston St. 476, Fredonia St. 488, Franklin & Marshall 495, Carleton 510, Millersville St. 524, Wabash 528, Rochester 587, Williams 620, Nebraska Wesleyan 623, Case Western Reserve 631, Augustana (Ill.) 653, Wis.-River Falls 657, Ashland 658, Johns Hopkins 660, Albany St. (N.Y.) 664, St. John's (Minn.) 692, Slippery Rock St. 695, Glasboro St. 722, Principia 722, Hope 725, John Carroll 763, Illinois Benedictine 800, Coast Guard 825, Keene St. 830, Baldwin-Wallace 852, Westminster 863, Lock Haven St. 865, SE Massachusetts 897, Calvin 916, Carthage 932, Marist 933, Plymouth St. 938, Carnegie-Mellon 1013, Dubuque 1081, Otterbein 1126, Rochester Tech 1220, Westfield St. 1267, Allegheny 1305, Chicago 1434, Thiel 1582, Lincoln (Pa.) 1661.

# RECORDS SECTION

On the following pages are listed the current official World, American, National Collegiate, National Collegiate Championship, National Junior College and High School Records.

## World Records

Following are the official world records as accepted by the International Amateur Athletic Federation as of press time.

NOTE—The IAAF voted in 1976 to abolish all records at imperial distances except for the mile, and to recognize only automatic times (to the hundredth of a second) in sprint events up to and including 400 meters in length and in hurdles.

### RUNNING EVENTS

- 100-meter—9.95—Jim Hines (USA) Mexico City, Mex., Oct. 14, 1968.  
 200-meter—18.33—Tommy Smith (USA) Mexico City, Mex., Oct. 18, 1968.  
 400-meter—48.86—Lee Evans (USA) Mexico City, Mex., Oct. 18, 1968.  
 800-meter—1:43.4—Alberto Juantorena (Cuba) Sofia, Bulgaria, Aug. 21, 1977.  
 1000-meter—2:13.9—Rick Wohlhuter (USA) Oslo, Norway, July 30, 1974.  
 1500-meter—3:32.2—Filbert Bayi (Tanzania) Christchurch, N.Z., Feb. 2, 1974.  
 2000-meter—4:51.4—John Walker (New Zealand) Oslo, Norway, June 20, 1976.  
 3000-meter—7:35.2—Filbert Bayi (Tanzania) Christchurch, New Zealand, Feb. 2, 1974.  
 7:32.1 (pending)—Henry Rono (Kenya) Oslo, Norway, June 27, 1978.  
 5000-meter—13:13.0—Emiel Puttemans (Belgium) Brussels, Belgium, Sept. 20, 1972.  
 13:08.4 (pending)—Henry Rono (Kenya) Berkeley, Calif., April 8, 1978.  
 10,000-meter—27:30.8—David Bedford (G. B. & No. Ire.) Gateshead, England, Aug. 3, 1974.  
 27:22.5 (pending)—Henry Rono (Kenya) Vienna, Austria, June 11, 1978.  
 20,000-meter—57:24.2—Jos Hermens (Holland) Papendal, Holland, May 1, 1975.  
 25,000-meter—1:14:16.8—Pekka Paivarinta (Finland) Oulu, Finland, May 15, 1970.  
 30,000-meter—1:31:30.4—Jim Alder (G. B. & No. Ire.) London, England, Sept. 5, 1970.  
 One-mile—3:49.4—John Walker (New Zealand) Goteborg, Sweden, Aug. 12, 1975.  
 One-hour—20,944m (13 miles, 24 yards)—Jos Hermens (Holland) Papendal, Holland, May 1, 1976.  
 3000-meter steeplechase—8:08.0—Anders Garderud (Sweden) Montreal, Canada, Sept. 28, 1976.  
 8:05.4 (pending)—Henry Rono (Kenya) Seattle, Wash., May 13, 1978.

### HURDLES

- 110-meter high—13.21—Alejandro Casanas (Cuba) Sofia, Bulgaria, Aug. 21, 1977.  
 400-meter intermediate—47.64—Edwin Moses (USA) Montreal, Canada, Sept. 25, 1976.

### WALKS

- 20,000-meter—1:23:31.9—Daniel Bautista (Mexico) Fana, Norway, May 14, 1977.  
 Two-hour—27,153m—Bernd Kannenberg (W. Germany) Kassel, W. Germany, May 11, 1974.  
 27,247m (pending)—Raul Gonzalez (Mexico) Forde, Norway, May 19, 1978.  
 30,000-meter—2:12:58.0—Bernd Kannenberg (W. Germany) Kassel, W. Germany, May 11, 1974.  
 2:11:54.0—Raul Gonzalez (Mexico) Forde, Norway, May 19, 1978.  
 50,000-meter—3:56:51.4—Bernd Kannenberg (W. Germany) Nerviano, Italy, Nov. 16, 1975.  
 3:52:24.0 (pending)—Raul Gonzalez (Mexico) Forde, Norway, May 19, 1978.

### FIELD EVENTS

- High jump—2.33 (7-7/4)—Vladimir Yashchenko (USSR) Richmond, Va., July 3, 1977.  
 2.34 (7-8) (pending)—Vladimir Yashchenko (USSR) Tbilisi, USSR, June 16, 1978.  
 Pole vault—5.70 (18-8 1/2)—Dave Roberts (USA) Eugene, Ore., June 22, 1976.  
 5.71 (19-8 1/2) (pending)—Mike Rully (USA) Corvallis, Ore., May 19, 1978.  
 Long jump—8.90 (29-2 1/4)—Bob Beamon (USA) Mexico City, Mex., Oct. 18, 1968.  
 Triple jump—17.89 (58-8 1/2)—Joao Oliveira (Brazil) Mexico City, Mex., Oct. 15, 1975.  
 Shot put—22.00 (72-2 1/4)—Alexander Baryshnikov (USSR) Paris, France, July 6, 1976.  
 22.15 (72-8) (pending)—Udo Beyer (E. Germany) Goteborg, Sweden, July 6, 1978.

- Discus throw—70.86 (232-6)—Mac Wilkins (USA) San Jose, Calif., May 1, 1976.  
 71.16 (233-5) (pending)—Wolfgang Schmidt (E. Germany) East Berlin, E. Germany, Aug. 9, 1978.  
 Hammer throw—79.30 (260-2)—Walter Schmidt (W. Germany) Frankfurt, W. Germany, Aug. 14, 1975.  
 80.32 (263-6) (pending)—Karl-Hans Riehm (W. Germany) Heidenheim, W. Germany, Aug. 6, 1978.  
 Javelin throw—94.58 (310-4)—Miklos Nemeth (Hungary) Montreal, Canada, July 26, 1976.

### RELAYS

- 400-meter—28.03—USA (Bill Collins, Steve Riddick, Cliff Wiley, Steve Williams) Dusseldorf, W. Germany, Sept. 3, 1977.  
 800-meter—1:21.5—Italy (F. Onosola, P. Abeti, L. Benedetti, P. Menna) Barletta, Italy, July 21, 1972.  
 1:20.3 (pending)—Southern California (Joel Andrews, James Sanford, Billy Mullins, Clancy Edwards) Tempe, Ariz., May 27, 1978.  
 1600-meter—2:56.1—USA (V. Matthews, R. Freeman, L. James, L. Evans) Mexico City, Mex., Oct. 20, 1968.  
 3200-meter—7:08.6—West Germany (M. Kinder, W. Adams, D. Bogatzki, F. J. Kemper) Wiesbaden, W. Germany, Aug. 13, 1966.  
 7:08.1 (pending)—USSR (V. Podolyakov, N. Kirov, V. Malozemlin, A. Reshetnyak) Podolsk, USSR, Aug. 12, 1978.  
 6000-meter—14:38.8—W. Germany (T. Wessinghage, H. Hudak, M. Lederer, K. Fleschen) Cologne, W. Germany, Aug. 17, 1977.

### DECATHLON

- 8617 points—Bruce Jenner (USA) Montreal, Canada, July 29-30, 1976.

## American Records

Following are the official American records for collegiate and Olympic track and field events as accepted by the Amateur Athletic Union of the United States. The AAU voted in 1978 to abolish all records at imperial distances except for the mile and to recognize only automatic times (to the hundredth of a second) in sprint events up to and including 400 meters in length and in hurdles. An American record can be made by an American citizen competing anywhere in the world.

### RUNNING EVENTS—METRIC DISTANCES

- 100-meter—9.95—Jim Hines (USA) Mexico City, Mex., Oct. 14, 1968.  
 200-meter—19.83—Tommy Smith (Olympic Team) Mexico City, Mex., Oct. 18, 1968.  
 400-meter—43.88—Lee Evans (Olympic Team) Mexico City, Mex., Oct. 18, 1968.  
 800-meter—1:43.9—Rick Wohlhuter (Chicago TC) Los Angeles, Cal., June 22, 1974, and Stockholm, Sweden, July 18, 1974.  
 1500-meter—3:33.1—Jim Ryun (Kansas) Los Angeles, Cal., July 8, 1967.  
 5000-meter—13:51.1—Marty Liquori (USA) Dusseldorf, W. Germany, Sept. 4, 1977.  
 10,000-meter—27:43.6—Steve Prefontaine (Oregon TC) Eugene, Ore., Apr. 27, 1974.  
 3000-meter steeplechase—8:21.6—Henry Marsh (USA) Stockholm, Sweden, July 5, 1977.  
 8:19.3 (pending)—Doug Brown (USA) Berlin, W. Germany, Aug. 18, 1978.

### HURDLES

- 100-meter high—13.22—Greg Foster (UCLA) Eugene, Ore., June 2, 1978.  
 400-meter intermediate—47.45—Edwin Moses (USA) Los Angeles, Calif., June 11, 1977.

### FIELD EVENTS

- High jump—2.32 (7-7/4)—Dwight Stones (Long Beach St.) Philadelphia, Pa., Aug. 4, 1976.  
 Pole vault—5.70 (18-8 1/2)—Dave Roberts (Florida TC) Eugene, Ore., June 22, 1976.  
 5.71 (18-8 1/2) (pending)—Mike Tully (UCLA) Corvallis, Ore., May 19, 1978.  
 Long jump—8.90 (29-2 1/4)—Bob Beamon (Olympic Team) Mexico City, Mex., Oct. 18, 1968.  
 Triple jump—17.24 (56-6 1/4)—James Butts (USA) Helsinki, Finland, June 29, 1978.  
 Shot put—21.85 (71-8 1/2)—Terry Albritton (Hawaii) Honolulu, Ha., Feb. 21, 1976.  
 Discus throw—70.86 (232-6)—Mac Wilkins (Pacific Coast Club) San Jose, Cal., May 1, 1976.  
 Hammer throw—71.92 (235-11)—Edward Burke (So. Cal. Striders) Bakersfield, Cal., June 22, 1967.  
 Javelin throw—91.44 (300-0)—Mark Murro (Arizona St.) Tempe, Ariz., Mar. 27, 1970.

## RELAYS

- 440-yard-39.19**—Arizona State (C. Wells, S. Williams, C. McCullough, H. Frazier), Provo, Utah, June 6, 1975.
- 880-yard-1:21.7**—Texas A&M (Donny Rogers, Rockie Woods, Marvin Mills, Curtie Mills) Des Moines, Ia., Apr. 24, 1970; Tennessee (Lamar Preyor, Ronnie Harris, Jerome Morgan, Reggie Jones) Knoxville, Tenn., Apr. 10, 1976.
- One-mile-3:02.4**—United States Team (Ronnie Ray, Robert Taylor, Maurice Peoples, Stan Vinson) Durham, N.C., July 19, 1975.
- Two-mile-7:10.4**—Chicago TC (Tom Bach, Ken Sparks, Lowell Paul, Rick Wohlhuter) Durham, N.C., May 12, 1973.
- Four-mile-16:14.4**—Manhattan (Peter Squires, Matt Centrowitz, Joseph Savage, Tony Colon) Philadelphia, Pa., Apr. 27, 1974.
- Sprint medley-3:15.2**—Kansas (Gary Ord, Ben Olson, Dwight Pack, Jim Ryun) Austin, Tex., March 31, 1967.
- Distance medley-9:31.8**—Kansas State (Clardy Vinson, Mike Lee, Rick Hitchcock, Jerome Howe) Des Moines, Ia., Apr. 29, 1972.
- 400-meter-38.03**—USA (Bill Collins, Steve Riddick, Cliff Wiley, Steve Williams) Dusseldorf, W. Germany, Sept. 3, 1977.
- 800-meter-1:20.3 (pending)**—Southern California (Joel Andrews, James Sanford, Billy Mullins, Clancy Edwards) Tempe, Ariz., May 27, 1978.
- 1600-meter-2:56.1**—U.S. Olympic Team (Vince Matthews, Ron Freeman, Larry James, Lee Evans) Mexico City, Mex., Oct. 20, 1968.
- 6000-meter-15:03.0 (pending)**—USA (Mike Slack, Phil Kane, Steve Lacy, Mike Manke) Bourges, France, June 19, 1977.

## OTHER EVENTS

- Decathlon-8617 points**—Bruce Jenner (Olympic Team) Montreal, Canada, July 29-30, 1976.
- Pentathlon-3764 points**—Bill Toomey (So. Cal. Striders) Westbrook, Me., July 8, 1964.

## National Collegiate Records

*Made by undergraduate collegiate competitors from four-year, degree granting institutions, representing a varsity team (freshmen included if representing the varsity team) of their institution or a United States national team, and accepted by the Track and Field Committee of the NCAA. Athletes are considered to be collegians throughout their four years of competition, summer vacations, and through September 1 after the date of graduation. Claims for National Collegiate records should be sent to the Chairman of the NCAA Track and Field Committee on the prescribed form which may be obtained from the Chairman.*

## RUNNING EVENTS—IMPERIAL DISTANCES

- 100-yard-9.1**—James Hines (Tex. Southern) Houston, Tex., May 13, 1967; Charles Greene (Nebraska) Provo, Utah, June 15, 1967; John Carlos (San Jose St.) Fresno, Cal., May 10, 1969.
- 200-yard-20.0**—Tommie C. Smith (San Jose St.) Sacramento, Cal., June 11, 1966.
- 440-yard-44.5**—John Smith (UCLA) Eugene, Ore., June 26, 1971.
- 880-yard-1:45.9**—Byron Dyce (New York U.) Knoxville, Tenn., June 21, 1969.
- One-mile-3:51.1**—Jim Ryun (Kansas) Bakersfield, Cal., June 23, 1967.
- Two-mile-8:24.8**—Steve Prefontaine (Oregon) London, England, Sept. 15, 1972.
- Three-mile-12:53.0**—Gerry Lindgren (Washington St.) Seattle, Wash., May 14, 1966.
- Six-mile-27:06.8**—John Ngeno (Washington St.) Helsinki, Finland, June 27, 1974.

## RUNNING EVENTS—METRIC DISTANCES

- 100-meter-9.9**—Ronnie Ray Smith (San Jose St.) Sacramento, Cal., June 20, 1968; Rey Robinson (Florida A&M) Eugene, Ore., June 1, 1972; Harvey Glance (Auburn) Columbia, S.C., Apr. 3, 1976 and Baton Rouge, La., May 1, 1976.
- 200-meter-20.0**—Tommie C. Smith (San Jose St.) Sacramento, Cal., June 11, 1966; Larry Black (N. C. Central) Billings, Mont., June 2, 1972.
- 400-meter-43.8**—Lee Evans (San Jose St.) Mexico City, Mex., Oct. 18, 1968.
- 800-meter-1:44.3**—Dave Wottle (Bowling Green) Eugene, Ore., July 2, 1972.
- 1500-meter-3:33.1**—Jim Ryun (Kansas) Los Angeles, Cal., July 8, 1967.
- 5000-meter-13:21.79**—Henry Rono (Washington St.) Eugene, Ore., June 2, 1978.
- 10,000-meter-27:59.4**—Craig Virgin (Illinois) Eugene, Ore., June 22, 1976.
- 3,000-meter steeplechase-8:12.39**—Henry Rono (Washington St.) Eugene, Ore., June 1, 1978.

## HURDLES

- 120-yard high-13.0**—Rod Milburn (Southern U.) Eugene, Ore., June 25, 1971 and Eugene, Ore., June 20, 1973.
- 110-meter high-13.2**—Earl McCullough (Southern Cal) Minneapolis, Minn., July 16, 1967; Rod Milburn (Southern U.) Munich, W. Germany, Sept. 7, 1972.
- 440-yard intermediate-48.8**—Ralph Mann (Brigham Young) Des Moines, Ia., June 20, 1970.
- 400-meter intermediate-47.64**—Edwin Moses (Morehouse) Montreal, Canada, July 25, 1976.

## AUTOMATIC TIMING RECORDS

- 100-yard-9.21**—Charles Greene (Nebraska) Provo, Utah, June 16, 1967.
- 100-meter-10.05**—Bob Hayes (Florida A&M) Tokyo, Japan, Oct. 15, 1964.
- 200-meter-20.19**—Larry Black (N. C. Central) Munich, W. Germany, Sept. 4, 1972.
- 220-yard-20.26**—Tommie Smith (San Jose St.) Provo, Utah, June 17, 1967.
- 400-meter-43.86**—Lee Evans (San Jose St.) Mexico City, Mex., Oct. 18, 1968.
- 440-yard-45.11**—Maurice Peoples (Arizona St.) Baton Rouge, La., June 9, 1973.
- 120-yard high hurdles-13.24**—Rod Milburn (Southern U.) Munich, W. Germany, Sept. 7, 1972.
- 110-meter high hurdles-13.22**—Greg Foster (UCLA) Eugene, Ore., June 2, 1978.
- 400-meter intermediate-47.64**—Edwin Moses (Morehouse) Montreal, Canada, July 25, 1976.
- 440-yard intermediate-49.63**—Robert Primesaux (Texas) Baton Rouge, La., June 9, 1973.
- Decathlon-8079 points**—Raimo Pihl (Brigham Young) Provo, Utah, June 3-4, 1975.

## FIELD EVENTS

- High jump-3.32 (7-7 $\frac{1}{2}$ )**—Dwight Stones (Long Beach St.) Philadelphia, Pa., Aug. 4, 1976.
- Pole vault-5.71 (18-8 $\frac{1}{2}$ )**—Mike Tully (UCLA) Corvallis, Ore., May 19, 1978.
- Long jump-8.34 (27-4 $\frac{1}{2}$ )**—Randy Williams (Southern Cal) Munich, W. Germany, Sept. 8, 1972.
- Triple jump-17.15 (56-3 $\frac{1}{2}$ )**—Ron Livers (San Jose St.) Eugene, Ore., June 3, 1978.
- Shot put-21.85 (71-8 $\frac{1}{2}$ )**—Terry Albritton (Hawaii) Honolulu, Ha., Feb. 21, 1976.
- Discus throw-65.16 (213-0)**—James R. Matson (Texas A&M) College Station, Tex., Apr. 8, 1967.
- Hammer throw-72.36 (237-5)**—Scott Nielsen (Washington) Eugene, Ore., June 2, 1978.
- Javelin throw-91.44 (300-0)**—Mark Murro (Arizona St.) Tempe, Ariz., Mar. 27, 1970.

## RELAYS

- 440-yard-38.6**—Southern Cal (Earl McCullough, Fred Kuller, O. J. Simpson, Lennox Miller) Provo, Utah, June 17, 1967.
- 880-yard-1:20.7**—Southern Cal (Don Quarrie, Leon Brown, Edesel Garrison, Willie Deckard) Fresno, Cal., May 13, 1972.
- One-mile-3:03.1**—N. C. Central (Melvin Bassett, Robert Ouko, Julius Sang, Larry Black) Philadelphia, Pa., Apr. 29, 1972.
- Two-mile-7:16.3**—Kansas St. (Dale Alexander, David Peterson, Robert Barratti, Ken Swenson) Des Moines, Ia., Apr. 24, 1970.
- Four-mile-16:09.0**—Oregon (Archie San Romani, Vic Reeve, Keith Forman, Dyron Burleson) Fresno, Cal., May 12, 1962.
- Sprint medley-3:14.8**—N. C. Central (Julius Sang, Larry Black, Jeff Horsley, Robert Ouko) Philadelphia, Pa., Apr. 29, 1972.
- Distance medley-9:28.2**—Villanova (Ken Schappert, Greg Eckman, Tom Gregan, Eamonn Coghlan) Philadelphia, Pa., Apr. 25, 1975.
- 480-yard shuttle hurdles-55.6**—Southern U. (Jarvis White, James McCrone, Audwin Mosby, Ricky Davenport), April 23, 1977.

## DECATHLON

- 8089 points**—C. K. Yang (UCLA) Walnut, Cal., Apr. 27-28, 1963.

## National Collegiate Championship Records

*The best performances made in the annual National Collegiate Athletic Association Track and Field (Outdoor and Indoor) Championship Meets and accepted by the NCAA Track and Field Committee.*

## Division I

## OUTDOOR RECORDS

## RUNNING EVENTS—IMPERIAL DISTANCES

- 100-yard-9.1**—Charles Greene (Nebraska) Provo, Utah, June 15, 1967.
- 220-yard-20.2**—Tommie Smith (San Jose St.) Provo, Utah, June 15, 1967; John Carlos (San Jose St.) Knoxville, Tenn., June 21, 1969.

440-yard—44.7—Curtis Mills (Texas A&M) Knoxville, Tenn., June 21, 1969.  
 880-yard—1:45.9—Byron Dyce (New York U.) Knoxville, Tenn., June 21, 1969.  
 One-mile—3:57.1—Dave Wottle (Bowling Green) Baton Rouge, La., June 9, 1973.  
 Three-mile—13:05.3—Steve Prefontaine (Oregon) Baton Rouge, La., June 9, 1973.  
 Two-mile—8:46.3—Alex Henderson (Arizona St.) 1968.  
 Six-mile—27:43.1—Garry Bjorklund (Minnesota) Seattle, Wash., June 18, 1971.

#### RUNNING EVENTS—METRIC DISTANCES

100-meter—10.07—Clarence Edwards (Southern Cal.) Eugene, Ore., June 2, 1978.  
 200-meter—(Straightaway)—20.3—Ralph Metcalfe (Marquette) 1932.  
 200-meter—20.16—Clarence Edwards (Southern Cal.) Eugene, Ore., June 3, 1978.  
 400-meter (One turn)—44.5—John Smith (UCLA) June 3, 1972.  
 400-meter (Two turns)—45.7—Ted Woods (Colorado) 1960.  
 800-meter—1:45.16—Mark Enyeart (Utah State) Champaign, Ill., June 4, 1977.  
 1500-meter—3:37.01—Eamonn Coghlan (Villanova) Philadelphia, Pa., June 5, 1976.  
 5000-meter—13:21.79—Henry Rono (Washington St.) Eugene, Ore., June 2, 1978.  
 10,000-meter—28:10.27—Samson Kimombwa (Washington St.) Champaign, Ill., June 3, 1977.  
 3000-meter steeplechase—8:12.39—Henry Rono (Washington St.) Eugene, Ore., June 1, 1978.

#### HURDLES

120-yard high—13.1—Rod Milburn (Southern U.) Baton Rouge, La., June 8, 1973.  
 110-meter high—13.22—Greg Foster (UCLA) Eugene, Ore., June 2, 1978.  
 440-yard intermediate—48.8—Ralph Mann (Brigham Young) Des Moines, Ia., June 20, 1970.  
 400-meter intermediate—48.55—Quentin Wheeler (San Diego St.) Philadelphia, Pa., June 5, 1976.

#### FIELD EVENTS

High jump—2.31 (7-7)—Dwight Stones (Long Beach St.) Philadelphia, Pa., June 5, 1976.  
 Pole vault—5.53 (18-1 $\frac{1}{2}$ )—Mike Tully (UCLA) Eugene, Ore., June 3, 1978.  
 Long jump—8.20 (26-11)—Charleton Ehizuelen (Illinois) Provo, Utah, June 6, 1975.  
 Shot put—21.33 (70-0)—Hans Hoglund (Tex.-El Paso) Provo, Utah, June 6, 1975.  
 Discus throw—64.00 (210-0)—Kent Gardenkrans (Brigham Young) Eugene, Ore., June 3, 1978.  
 Hammer throw—72.36 (237-5)—Scott Nielsen (Washington) Eugene, Ore., June 2, 1978.  
 Javelin throw—89.28 (293-0)—Robert Roggy (SIU-Carbondale) Eugene, Ore., June 3, 1978.  
 Triple jump—17.15 (56-3 $\frac{3}{4}$ )—Ron Livers (San Jose St.) Eugene, Ore., June 3, 1978.

#### RELAYS

440-yard—38.6—Southern Cal (Earl McCullough, Fred Kuller, O. J. Simpson, Lennox Miller) Provo, Utah, June 17, 1967.  
 One-mile—3:03.4—UCLA (John Smith, Len Van Hofwegen, Andy Young, Wayne Collett) Knoxville, Tenn., June 21, 1969.

#### DECATHLON

8079 points—Raimo Pihl (Brigham Young) Provo, Utah, June 3-4, 1975.

#### INDOOR RECORDS

##### RUNNING EVENTS

60-yard—5.9—Herb Washington (Michigan St.) Detroit, Mich., Mar. 14, 1970; Gerald Tinker (Kent State) Detroit, Mich., Mar. 9, 1973.  
 440-yard—47.0—Larry James (Villanova) Detroit, Mich., Mar. 16, 1968.  
 600-yard—1:09.4—Martin McGrady (Central St., O.) Detroit, Mich., Mar. 12, 1966.  
 880-yard—1:48.9—David Patrick (Villanova) Detroit, Mich., Mar. 11, 1967.  
 1000-yard—2:07.29—Mark Belger (Villanova) Detroit, Mich., Mar. 13, 1976.  
 One-mile—3:58.6—James Ryun (Kansas) Detroit, Mich., Mar. 11, 1967.  
 Two-mile—8:24.83—Henry Rono (Washington St.) Detroit, Mich., March 12, 1977.  
 Three-mile—13:10.20—John Treacey (Providence) Detroit, Mich., March 10, 1978.

##### HURDLES

60-yard high—6.9—Thomas Hill (Arkansas St.) Detroit, Mich., Mar. 14, 1970; Rod Milburn (Southern U.) Detroit, Mich., Mar. 9, 1973 and Mar. 10, 1973.

##### FIELD EVENTS

High jump—7.5—Franklin Jacobs (FDU-Teaneck) Detroit, Mich., March 11, 1978.  
 Pole vault—5.62 (18-5 $\frac{1}{4}$ )—Mike Tully (UCLA) Detroit, Mich., March 11, 1978.  
 Long jump—8.30 (27-2 $\frac{3}{4}$ )—Bob Beamon (Tex.-El Paso) Detroit, Mich., Mar. 15, 1968.

Shot put—20.87 (67-9 $\frac{1}{2}$ )—Hans Hoglund (Tex.-El Paso) Detroit, Mich., Mar. 14, 1975.  
 35-lb. weight—21.91 (71-10 $\frac{1}{2}$ )—Jacques Accambray (Kent State) Detroit, Mich., Mar. 8, 1974.  
 Triple jump—16.97 (55-8 $\frac{1}{4}$ )—Ian Campbell (Washington St.) Detroit, Mich., March 10, 1978.

#### RELAYS

One-mile—3:14.0—Seton Hall (Alfred Daley, Charles Joseph, Art Cooper, Howard Brock) Detroit, Mich., Mar. 9, 1974.  
 Two-mile—7:25.7—Kansas (Dennis Stewart, Jim Niehouse, Roger Kathol, Brian McElroy) Detroit, Mich., Mar. 14, 1970.  
 Distance medley—9:43.11—Texas-El Paso (Fred Ongaga, Paul Jnoroge, Frank Munene, James Munyaala) Detroit, Mich., March 12, 1977.

## Division II

#### RUNNING EVENTS—IMPERIAL DISTANCES

100-yard—9.3—Darel Newman (Fresno St.) Fresno, Cal., June 13, 1964; Steve Riddick (Norfolk St.) Crawfordsville, Ind., June 1, 1973; Clarence Edwards (Cal Poly SLO) Sacramento, Cal., May 30, 1975.  
 220-yard—20.4—Clancy Edwards (Cal. Poly-SLO) Charleston, Ill., May 31, 1974.  
 440-yard—45.9—Larance Jones (NE Missouri) Charleston, Ill., May 31, 1974.  
 880-yard—1:48.3—Jay Fabian (Ashland) Sacramento, Cal., June 12, 1971.  
 One-mile—4:02.5—Tom O'Hara (Loyola) Chicago, Ill., June 13, 1963.  
 Three-mile—13:33.0—Garry Bentley (S. Dakota St.) Charleston, Ill., May 31, 1974.  
 Six-mile—28:28.6—Chuck Smead (Humboldt St.) Crawfordsville, Ind., June 1, 1973.

#### RUNNING EVENTS—METRIC DISTANCES

100-meter—10.0—Steve Riddick (Norfolk St.) Ashland, O., May 26, 1972.  
 200-meter—20.44—Larry Myricks, (Mississippi Col.) Macomb, Ill., May 27, 1978.  
 400-meter—45.75—Hamil Grimes (Kentucky St.) Macomb, Ill., May 27, 1978.  
 800-meter—1:48.3—Eugene Weiss (Montclair St.) Ashland, O., May 27, 1972.  
 1500-meter—3:45.4—Danny Aldridge (Cal. Poly-SLO) Macomb, Ill., May 27, 1978.  
 5000-meter—14:12.6—James Schankel (Cal. Poly-SLO) Macomb, Ill., May 27, 1978.  
 10,000-meter—29:29.6—Gordon Minty (Eastern Mich.) Ashland, O., May 26, 1972.  
 3000-meter steeplechase—8:51.1—Ed Haver (Cal.-Davis) Sacramento, Cal., June 12, 1971.

#### HURDLES

110-meter high—13.88—Chester Hart (Los Angeles St.) Macomb, Ill., May 26, 1978.  
 120-yard high—13.2—Rod Milburn (Southern U.) Crawfordsville, Ind., June 1, 1973.  
 400-meter intermediate—50.30—Sam Turner (Los Angeles St.) Macomb, Ill., May 27, 1978.  
 440-yard intermediate—50.8—Carl Stevenson (Southern U.) Charleston, Ill., May 31, 1974.

#### FIELD EVENTS

High jump—2.19 (7-2 $\frac{1}{4}$ )—Dave Haber (Hayward St.) Fargo, N.D., May 28, 1977.  
 Pole vault—5.18 (17-0)—Mike Sabatino (Cal.-Irvine) Fargo, N.D., May 28, 1977.  
 Long jump—7.92 (26-0)—Sid Nickolas (Fresno St.) Fresno, Cal., June 13, 1964.  
 Shot put—18.62 (61-1)—Doug Arendell (Western Ill.) Crawfordsville, Ind., June 1, 1973.  
 Discus throw—58.78 (192-10)—Charles Shipman (Pembroke St.) Slippery Rock, Pa., May 29, 1976.  
 Hammer throw—62.54 (205-2)—Frank Bredice (Southern Conn.) Ashland, O., May 26, 1972.  
 Javelin throw—78.82 (258-7)—Anthony Hall (Norfolk St.) Crawfordsville, Ind., June 2, 1973.  
 Triple jump—16.38 (53-9)—John Craft (Eastern Ill.) Ashland, O., June 13, 1969.

#### RELAYS

440-yard and 400-meter—39.4—Norfolk St. (William Cuffee, Steve Riddick, Zack Rodger, Condie Pugh) Ashland, O., May 27, 1972.  
 One-mile and 1600-meter—3:07.3—Prairie View A&M (James Hunt, Joe Johnson, Robert Jones, Evans White) Macomb, Ill., May 27, 1978.

#### DECATHLON

7621 points—Mauricio Bardales (Cal.-Irvine) Fargo, N.D., May 24-25, 1977.



## Division III

### RUNNING EVENTS—IMPERIAL DISTANCES

**100-yard**—9.6—James Gilkes (Fisk) Charleston, Ill., May 29, 1974.  
**220-yard**—20.7—James Gilkes (Fisk) Charleston, Ill., May 31, 1974.  
**440-yard**—47.3—Kip Korir (Coe) Charleston, Ill., May 31, 1974.  
**880-yard**—1:50.71—Barry King (Ashland) Berea, O., May 31, 1975.  
**One-mile**—4:04.46—Scott Barrett (North Central) Berea, O., May 31, 1975.  
**Three-mile**—13:54.6—David Moller (Rochester) Charleston, Ill., May 31, 1974.  
**Six-mile**—29:30.8—Glenn Behnke (North Central) Charleston, Ill., May 31, 1974.

### RUNNING EVENTS—METRIC DISTANCES

**100-meter**—10.4—Paul Brown (Westmont) Grand Rapids, Mich., May 27, 1977.  
**200-meter**—20.7—James Gilkes (Fisk) Charleston, Ill., May 31, 1974.  
**400-meter**—46.8—Aubrey Wilson (Fisk) Chicago, Ill., May 29, 1976.  
**800-meter**—1:49.3—Barry King (Ashland) Chicago, Ill., May 29, 1976.  
**1500-meter**—3:46.9—Chris Horton (Brandeis) Chicago, Ill., May 29, 1976.  
**5000-meter**—14:19.32—Dale Kramer (Carleton) Grand Rapids, Mich., May 27, 1978.  
**10,000-meter**—29:46.8—Brian Reinhold (Brandeis) Chicago, Ill., May 28, 1976.  
**3000-meter steeplechase**—8:48.4—Gordon Innes (Humboldt St.) Grand Rapids, Mich., May 28, 1977.

### HURDLES

**110-meter and 120-yard high**—14.42—Roger Retherford (Otterbein) Chicago, Ill., May 28, 1976.  
**400-meter intermediate**—49.59—Edwin Moses (Morehouse) Grand Rapids, Mich., May 28, 1977.  
**440-yard intermediate**—52.15—Fred Hintlian (Tufts) Berea, O., May 31, 1975.

### FIELD EVENTS

**High jump**—2.13 (7-0)—Mark Kelly (Glassboro St.) Grand Rapids, Mich., May 26, 1978.  
**Pole vault**—4.78 (15-8)—Rick Cotton (Doane) Grand Rapids, Mich., May 27, 1978.  
**Long jump**—7.82 (25-8)—David Boyd (Fisk) Charleston, Ill., May 30, 1974.  
**Shot put**—17.94 (58-10½)—John Dupuis (Worcester St.) Chicago, Ill., May 29, 1976.  
**Discus throw**—54.62 (179-2)—Jim Howard (Westmont) Chicago, Ill., May 29, 1976.  
**Hammer throw**—61.57 (202-0)—Edward Healy (Fitchburg) Grand Rapids, Mich., May 26, 1978.  
**Javelin throw**—73.06 (239-8)—Bob Orell (Pomona-Pitzer) Berea, O., May 30, 1975.  
**Triple jump**—15.30 (50-2¼)—Dan Williams (Occidental) Grand Rapids, Mich., May 26, 1978.

### RELAYS

**440-yard and 400-meter**—41.1—Mount Union (Milt Snodgrass, Chuck Larsuel, Mike Williams, Clint Aiguire) Charleston, Ill., May 31, 1974.  
**One-mile and 1600-meter**—3:12.38—Southern U., New Orleans (Herman Verdin, Donald Clark, Leon Smothers, Larry Williams) Berea, O., May 31, 1975.

### DECATHLON

**7537 points**—Tony Hale (Fisk) Chicago, Ill., May 26-27, 1976.

## National Junior College Records

Made by competitors attending a two-year college and accepted by the National Joint Junior College Track Records Committee. Claims for National Junior College records should be submitted to Dave Kamanski, Cerritos College, Norwalk, Cal., or George Killian, National Junior College Athletic Association, Hilton Inn, Hutchinson, Kan.

### RUNNING EVENTS

**100-yard**—9.2—Doug Hawken (Glendale, Ariz.) 1969.  
**220-yard**—20.6—Mel Gray (Fort Scott) Pittsburg, Kan., Apr. 9, 1968; Wardell Gilbreath (New Mexico JC) 1973.  
**440-yard**—45.8—Karl Farmer (L. A. Southwest) Bakersfield, Cal., June 15, 1973.  
**880-yard**—1:48.0—James Robinson (Laney) Bakersfield, Cal., May 25, 1974.  
**One-mile**—3:56.1—Neill Duggan (Allan Hancock) San Diego, Cal., June 11, 1966.  
**Two-mile**—8:43.6—Terry Cotton (Grossmont) Irvine, Cal., Mar. 23, 1975.  
**Three-mile**—13:27.4—Amos Korir (Allegheny Col.) Philadelphia, Pa., February 27, 1978.  
**Six-mile**—38:03.1—Malcolm East (Allegheny Col.) Champaign, Ill., May 19, 1978.  
**3000-meter steeplechase**—8:38.80—Amos Korir (Allegheny Col.) Philadelphia, Pa., April 29, 1978.

### HURDLES

**120-yard high**—13.5—Charles Rick (L. A. Southwest) San Diego, Cal., May 25, 1971.  
**440-yard intermediate**—50.56—John Ruidl (Pomona) Fresno, Cal., May 8, 1978.

### FIELD EVENTS

**High jump**—2.21 (7-3¼)—Milton Baker (Santa Fe Coll.) Champaign, Ill., May 16, 1978.  
**Pole vault**—5.28 (17-4)—Charlie Brown (El Camino Col.) Fresno, Cal., May 14, 1977.  
**Long jump**—7.99 (26-2¾)—Henry Hines (Sacramento) Fresno, Cal., May 10, 1969.  
**Shot put**—19.15 (62-10)—Ron Semkiw (Mesa, Ariz.) Fresno, Cal., May 24, 1975.  
**Discus throw**—59.38 (194-10)—Steve Brown (Fullerton) Fresno, Cal., May 28, 1976.  
**Javelin throw**—83.22 (273-0)—Mark Murry (Mesa, Ariz.) Grand Rapids, Mich., Apr. 9, 1968.  
**Hammer throw**—67.28 (187-11)—Casey Hallway (Fullerton) Fresno, Cal., May 15, 1973.  
**Triple jump**—16.08 (52-9)—Michael Marlow (Cosumnes River) Fresno, Cal., May 8, 1976.

### RELAYS

**440-yard**—39.8—San Jose CC (Horace Berry, Millard Hampton, Jim Douglas, Stan Fincher) Bakersfield, Cal., May 29, 1976.  
**880-yard**—1:24.1—Merritt (Norbert Payton, Henry Stuckey, Larry Glenn, Warren Edmondson) Cupertino, Cal., Apr. 26, 1969.  
**One-mile**—3:08.2—Merritt (Larry Glenn, Henry Stuckey, Warren Edmondson, Lamont Jackson) Cupertino, Cal., Apr. 26, 1969.  
**Two-mile**—7:29.3—L. A. Pierce (Biff Newman, Terry Tubb, Paul Myers, Robert Hansen) Fresno, Cal., May 13, 1967.  
**Four-mile**—16:31.0—Allegheny Col., Knoxville, Tenn., April 14, 1978.  
**Sprint medley**—3:19.7—Essex County (Lawrence Brown, Alfred Daley, Horace Tuitt, Ainsley Armstrong) Gainesville, Fla., May 30, 1973.  
**Distance medley**—9:50.8—Fullerton (Barry Hyde, Jon Albrecht, Phil Wingard, Jose Saavedra) Walnut, Cal., Apr. 23, 1976.  
**480-yard shuttle hurdle**—59.1—Fullerton (Jeff Schreengost, John Stroet, Bryan Poland, Warm Kinsman) Bakersfield, Cal., Apr. 29, 1972.

## National High School Records

These are accepted as national records by the Records Committee of the National Federation of State High School Associations.

### RUNNING EVENTS

**100-yard**—9.0—Houston McTear (Baker HS, Fla.) Winter Park, Fla., 1976.  
**220-yard**—20.5—Dwayne Evans (South Mountain HS, Phoenix, Ariz.) Glendale, Ariz., 1976.  
**440-yard**—45.8—Ronald Ray (Ferguson HS, Newport News, Va.) Charlottesville, Va., 1972.  
**880-yard**—1:48.8—Richard Joyce (Sierra HS, Whittier, Cal.) Bakersfield, Cal., 1966.  
**One-mile**—3:58.3—James Ryun (Wichita East HS, Kan.) Wichita, Kan., 1965.  
**Two-mile**—8:41.5—Steve Prefontaine (Marshfield HS, Coos Bay, Ore.) Corvallis, Ore., 1969.

### HURDLES

**120-yard high**—12.9—Renaldo Nehemiah (Fanwood HS, Scotch Plains, N.J.) Jamaica, N.Y., 1977.  
**180-yard low**—18.1—Steve Caminiti (Crespi Carmelite HS, Encino, Cal.) Encino, Cal., 1964; Donald Castronovo (Oceanside HS, N.Y.) Ithaca, N.Y., 1994; Karl McCullough (Polytechnic HS, Long Beach, Cal.) Norwalk, Cal., 1964.  
**330-yard intermediate**—35.9—William Blessing (Hillcrest HS, Dallas, Tex.) Dallas, Tex., 1974.

### FIELD EVENTS

**High jump**—2.23 (7-4¼)—Gail Olson (Sycamore HS, Sycamore, Ill.) Geneva, Ill., 1978.  
**Pole vault**—5.28 (17-4¼)—Anthony Curran (Crespi Carmelite HS, Encino, Calif.) Ventura, Calif., 1978.  
**Long jump**—7.86 (25-9¼)—Gerald Hardeman (Edison HS, Fresno, Cal.) Porterville, Cal., 1972.  
**Shot put**—22.03 (72-3¼)—Sam Walker (W.W. Samuell HS, Dallas, Tex.) Corpus Christi, Tex., 1968.  
**Discus throw**—63.30 (207-8)—Scott Crowell (Mason City HS, Mason City, Iowa) Cedar Falls, Iowa, 1978.  
**Javelin throw**—77.70 (254-11)—Russell Francis (Pleasant Hill HS, Ore.) Pleasant Hill, Ore., 1971.  
**Triple jump**—16.01 (52-6¼)—David Tucker (San Joaquin Mem. HS, Fresno, Cal.) Bakersfield, Cal., 1970.

### RELAYS

**440-yard**—40.2—Lincoln HS, Dallas, Tex. (Delley, G. Pouncey, J. Pouncey, Shaw) Austin, Tex., 1970.  
**880-yard**—1:24.9—Lake Charles HS, Lake Charles, La. (Efreem Davis, Clarence Gray Jr., Ronald Hayes, Orlando McDaniel) Baton Rouge, La., 1978.  
**One-mile**—3:11.87—Banning HS, Los Angeles, Cal. (Daryl Davis, Samuel Caesar, Chris Blaycock, Deven Lewis) Bakersfield, Cal., 1978.  
**Two-mile**—7:38.0—Thornton Two HS, Harvey, Ill. (Ebarra, Moran, Clark, White) Charleston, Ill., 1978.  
**Sprint medley**—3:23.3—Memorial HS, Houston, Tex. (Corson, Brake, Brents, Morton) Houston, Tex., 1967.



# A Great Combination

The college games and NCAA guides and rules. In fact, NCAA guides and rules books have it all—all-America selections, record performances, championships results, conference standings, the most complete football records book in the business, unusual photography and more. If you like the college games, let NCAA publications lead you through them.

## 1978 PUBLICATIONS SCHEDULE

Title	Price	Month Available
1978 FOOTBALL RULES & INTERPRETATIONS	\$2.00	APRIL
1978 WATER POLO RULES	\$1.00	APRIL
1978 READ-EASY FOOTBALL RULES	\$1.00	MAY
1978 SOCCER GUIDE	\$2.00	JUNE
1979 BASKETBALL RULES & INTERPRETATIONS	\$1.00	JUNE
1978 NCAA FOOTBALL RECORDS	\$2.00	JULY
1979 READ-EASY BASKETBALL RULES	\$1.00	JULY
1977-78 BASKETBALL SCORES	\$1.00	AUGUST
1978 FOOTBALL GUIDE	\$2.00	AUGUST
OFFICIAL BASEBALL SCOREBOOK	\$2.00	AUGUST
1979 SWIMMING GUIDE	\$2.00	SEPTEMBER
1979 WRESTLING GUIDE	\$2.00	SEPTEMBER
1979 ICE HOCKEY GUIDE	\$2.00	SEPTEMBER
1979 BASKETBALL GUIDE	\$2.00	OCTOBER
OFFICIAL BASKETBALL SCOREBOOK	\$2.00	OCTOBER
1979 SKIING RULES	\$1.00	NOVEMBER
1979 GYMNASTICS RULES	\$1.00	NOVEMBER
1979 TRACK & FIELD GUIDE	\$2.00	DECEMBER
1979 BASEBALL GUIDE	\$2.00	DECEMBER

**NATIONAL COLLEGIATE ATHLETIC ASSOCIATION**

**BOX 1906, SHAWNEE MISSION, KS 66222**