



AUGUST / SEPTEMBER 1993

CALIFORNIA

Track News



BULK RATE
U.S. POSTAGE
PAID
Fresno, CA 93706
Permit No. 629

Track & Field ■ Cross

✓ USATF Nationals
✓ Prep X-C Preview
✓ All-Time Girls List
✓ Collegiate X-C Preview
...and much more!

Nineteenth Year

\$2.25

CALIFORNIA Track News

Bill Cockerham
Editor & Publisher

Judy Cockerham
Production/Advertising Manager

Keith Conning
High School Editor

Doug Speck
Southern California
High School Editor

Dennis McClanahan
California Coaches Alliance

Bob Womack
High School All-Time Lists

Bill Minarik
SoCal Diary

Jim Hunt
Technique & Training

PHOTOGRAPHERS: Keith Conning, Burt Davis, Phillip Enbody, Rich Gardner, Don Gosney, Ken Isaak, Kirby Lee, Bill Leung Jr., Mike Lambert, Dan McNamara and Doug Speck.

California Track News is published 11 times per year -- one issue per month, except December which is combined with November. Each issue is mailed about the first of the month.

California Track News has an average circulation of 2,000 copies, consisting of paid subscriptions, store sales, and promotional copies.

California Track News is mailed third class bulk rate and is not forwardable. When you move, please let us know at least 4 weeks in advance.

MAILING RATES: 1 year (11 issues) -- \$20.00, 2 years (22 issues) -- \$35.00, 3 years (33 issues) -- \$46.00. Add \$10 per year for U.S. First Class; \$12 per year for Canada and Mexico; \$22 per year for foreign airmail.

ADVERTISERS: Closing date the first of the month previous to cover date. Send for current rate card. Special discounted rates for meet / race / clinic ads.

4957 E. Heaton Avenue
Fresno, CA 93727
(209) 255-4904 Office & FAX




TABLE OF CONTENTS

AUGUST / SEPTEMBER 1993

Schedule.....	3	Book Review.....	25
"The Hair-Lip Dog Approach to Track & Field"	8	"Jumping Into Plyometrics"	
1993 College Conference Best Marks.....	11	1993 California State High School Cross Country Preview.....	26
All-Time California High School Girls List.....	12	Prep Notes.....	32
1993 USATF National Championships.....	16	Coaches Alliance.....	36
SoCal Diary: X-C Preview.....	24	Prep Meet Spotlight.....	38
		Golden West, National Scholastic, More...	
		Results.....	48

EDITORIAL

Summer - Vacation???

Summer is supposed to be a time of vacation and relaxation, especially for those who teach during the school year. That's how it all started for me this recently passed summer. The USATF Championships in Eugene, even with all of the excitement, was very restful and relaxing for fans, especially those of us who stayed in the dorms. A great meet (you can read about it in this issue) and a great vacation.

I should have stayed in cool Eugene, as things really started to heat up here in Fresno once I returned. First of all, Elaine Fraley, our long-time, hard-working production assistant had to move on to other responsibilities. You may not have known that Elaine is the wife of Fresno State track coach Bob Fraley and the mother of world class pole vaulter Doug Fraley. When it comes to track and field, Elaine knows her stuff. For us, and the magazine, she is irreplaceable. In the meantime we've been limping along trying to get out the next issue of the magazine.

On top of that I agreed to take on the cross country coaching responsibilities at Fresno Pacific College at the last minute on an emergency interim basis. Needless-to-say, I have been scrambling to put together a team and a schedule, all on top of my regular teaching duties.

Why am I telling you this sad story? In all honesty, it is the reason you are now holding a combined August and September issue in your hand. There has been too much to do in too little time. You still have all the information in one issue rather than in two. Some of

it is not as timely as we would have liked, but --better late than never. I will extend each subscription by one issue, so you will still be receiving the number of issue you paid for.

We are actually thinking of combining some of the issues during the slower cross country/track & field months, publishing nine or ten issues a year as opposed to the current eleven. We welcome your ideas and feedback and will keep you posted.

We still haven't found a replacement for Elaine and I am still teaching and coaching, so, for the time being, please bear with us. *California Track News* is a labor of love for all of us; our contributors work hard each issue to get important and meaningful information about California cross country and track in to you. We all owe a big "thank you" to Judy, Elaine, Keith, Doug, Dennis, Bob, Bill M., and Barbara for their efforts.

ON THE COVER: Stars in USATF action in Eugene this summer--KEVIN YOUNG (top left), GAIL DEVERS (middle) and ANDRE CASON (top right). And what a 400 meters?! QUINCY WATTS, BUTCH REYNOLDS and MICHAEL JOHNSON (out front, left to right).

Cason & 400 photos by Bill Leung, Jr./Geek Media
Young & Devers photos by Bill Cockerham

SCHEDULE

Please send cross country and track information to CTN, 4957 E. Heaton Ave., Fresno, CA 93727.

The schedule is subject to change, so please verify dates, locations, times, etc., prior travelling to an event. It is a good idea to always include a self-addressed, stamped envelope when requesting information or entry forms.

High School Cross Country

September 4 (Sat)

Stephenson Invitational.

September 8 (Wed)

Fairfield. Rockville Warm-up. Contact Mike Dailey at Fairfield High School.

September 9 (Thurs)

Visalia. Monache Lions Invitational. Monache HS.

September 10 (Fri)

Tahoe City. North Tahoe Invitational. contact Warron Mills at North Tahoe HS. Monte Vista Invitational. Monte Vista HS.

September 11 (Sat)

Ventura: Kiwanis Seaside Cross Country Invitational. 3 Miles. 8:15 a.m.-11:15 a.m. San Buenaventura State Beach. Contact Steve Blum (805) 652-1744.

Kingsburg. Kingsburg Invitational. Contact Reg Garza at Kingsburg HS.

Arroyo Grande. Big Ditch Invitational. Contact Greg DeNike at Arroyo Grande HS.

Roseville. Oakmont/Sierra Invitational. Contact Ann Simpson at Oakmont HS.

Buena Invitational.

Las Vegas. Las Vegas Invitational. Contact Larry Burgess at Basic HS.

September 17 (Fri)

Sanger. Sanger Invitational. Contact Dave Dodson at Sanger HS.

Madera. Madera Invitational. Contact Dee DeWitt at Madera HS.

September 18 (Sat)

San Francisco. 21st Annual San Francisco/AAA X-C Invitational Meet. Speedway Meadow. Sponsored by Lowell HS (415, 759-2730 -- message #, or Andy Leong (415) 666-0699 ext 5, or (415) 587-2472 eves.

Martinez. 9th Annual Ed Sias X-C Invitational. Hidden Valley Park. Steve Nesheim, College Park HS, 201 Viking Drive, Pleasant Hill 94523 (510) 682-7670.

Wasco. Wasco Invitational. Contact Wasco HS.

San Diego. Mt. Carmel Invitational. Contact Dennis McClanahan at Mt. Carmel HS (619) 748-4270.

Altaville. Bret Harte Invitational. Contact Tony O'Gene at Bret Harte HS.

Rosemead. Rosemead Invitational. Rosemead HS.

Irvine. Woodbridge Invitational. Contact George Varvas at Woodbridge HS.

September 24 (Fri)

Visalia. Mt. Whitney Invitational. Contact Doug Rudolph at Mt. Whitney HS.

Hanford. Hanford Invitational. Contact Tom Sowers at Hanford HS.

September 25 (Sat)

Oakland. Skyline X-C Invitational. Joaquin Miller Park. 9 a.m. to noon. Jeff Dewitt, Skyline X-C, 6114 LaSalle Ave., Oakland 94611-2800 (510) 339-3623.

Merced. Merced Invitational. Contact Greg McKinstry at Merced HS.

Chula Vista. South Bay Invitational. Hilltop HS.

Bell. Bell-Jeff Invitational. Contact Jim Coluch at Bell-Jeff HS.

Bear River Invitational. Contact Nick Vogt at Bear River HS (916) 878-0697.

Daly City. Ram Invitational. Contact Ron DiMaggio at Westmoor HS (415) 756-3434.

Danville. San Ramon Invitational. Contact

Gerry Geraghty at San Ramon Valley HS.

Vacaville. Lagoon Valley Invitational. Contact Don Clancy at Wood HS.

Dana Point. Dana Hills Invitational. Contact Tim Butler at Dana Hills HS.

October 1 (Fri)

Visalia. Golden West invitational. Contact Larry Lung at Golden West HS (209) 738-1736.

October 2 (Sat)

Half Moon Bay. Artichoke Invitational. Contact Dick Calvin at Half Moon Bay HS.

Grass Valley. Nevada Union Invitational. Contact Tim Kays at Nevada Union HS.

Stanford. Stanford Invitational. Stanford University.

Folsom. Folsom Invitational. Folsom HS.

Yucaipa. Yucaipa Invitational. Contact Jim Clendaniel at Yucaipa HS.

October 7 (Thurs)

Madera. Madera Elks Invitational. Contact Dee DeWitt at Madera HS (209) 695-4495.

Escalon. Escalon Invitational. Escalon HS.

October 8 (Fri)

San Joaquin AA Invitational.

October 9 (Sat)

Clovis. Clovis Invitational. (Verify date.)

Atascadero. Atascadero Invitational. Atascadero HS.

Belmont. Crystal Springs Cross Country Invitational. 2.9 miles. 9 a.m. to 11 a.m. Contact Rick Fambrini, Serra High School, 451 West 20th Ave., San Mateo 94403 (415) 345-8207. FAX (415) 573-6638.

La Crescenta. Kenny Staub Invitational. Contact Keith Gilliland at Crescenta Valley HS.

Castro Valley. Canyon Invitational. Contact Pete Brewer at Castro Valley HS (510) 537-5910.

Perris. Riverside Co. Championships. Contact John Hanzlitz at Perris HS.

SCHEDULE

October 15 (Fri)

Tulare. Tulare Western Invitational. Contact William Sickels at Tulare Western HS.

Fresno. Rough Rider Invitational. Contact Bruce Wade at Roosevelt HS, Fresno.

Hayward. Mariner Invitational. Moreau HS.

October 16 (Sat)

San Luis Obispo. Cal Poly Invitational. Contact Brooks Johnson at Cal Poly San Luis Obispo.

El Camino. SoCal Invitational.

Rio Linda. Rio Linda Invitational. Contact Dick Seward at Rio Linda HS.

October 19 (Tues)

Madera. Madera Relays. Contact Dee De Witt at Madera HS (209) 695-4495.

October 22 (Fri)

Placer. Placer Invitational. Contact Ron Hyatt at Placer HS.

October 23 (Sat)

Coalinga. Elks Lodge Invitational. Coalinga HS.

Fair Oaks. Cougar Relays. Contact Bob King at Del Campo (916) 971-5670.

Soquel. Soquel Invitational. Soquel HS.

Lodi. Lodi Lake Invitational. Contact Womble at Lincoln HS and Anton at Lodi HS.

Reedley. Reedley Invitational. Contact Aggie Contreras at Reedley HS.

October 22-23 (Fri-Sat)

Walnut. Mt. SAC X-C Invitational. Contact Don Ruh or Dan Schrum at Mt. SAC.

October 28 (Thurs)

Kingsburg. John Seaman Invitational. Contact Rey Garza at Kingsburg HS.

October 29 (Fri)

Fresno. Fresno City Championships. Contact Steve Kelley at Fresno HS (209) 441-3835.

October 30 (Sat)

Bakersfield. Kern Invitational. South HS.

November 13 (Sat)

CIF Prelims.

November 20 (Sat)

CIF Finals.

November 27 (Sat)

Fresno. CIF State X-C Meet. Woodward Park. Contact Steve Kelley at Fresno HS (209) 441-3835.

December 4 (Sat)

Fresno. Foot Locker Cross Country Championships Western Regional Qualifier (Formerly Kinney X-C). Woodward Park. 5000 Meters. Contact Bill Cockerham, 4957 E. Heaton Ave., Fresno 93727 (209) 456-0535.

December 11 (Sat)

San Diego. Foot Locker Cross Country Championships. Balboa Park.

Track & Field

September 4 (Sat)

Stanford. Throws Series #20. All Divisions/ Men & Women -- Junior, High School, Open, Submasters, Masters. 35# Wt., Hammer, Shot, Discus, Javelin. 9 a.m. Info: Gary Kelmenson, 5601 Empire Grade, Santa Cruz 95060 (408) 458-0202.

September 18 (Sat)

Santa Cruz. KELfield Grand Opening Throws Meet & BBQ. All divisions. 35# Wt, HT, SP, DT, JT. Contact Gary Kelmenson, 5601 Empire Grade, Santa Cruz 95060 (408) 458-0202.

College & Open

Cross Country

September 4 (Sat)

San Diego. Balboa Park 4 Mile. 7:30 a.m. Balboa Park. Contact Mark Leisinger (619) 239-3622.

Fresno. Fresno State Watermelon Run. 6 mile/8 a.m., 4 mile/9:30 a.m., 2 mile/10:15 a.m. Fresno State University Campus. Contact Red Estes (209) 278-4097.

September 11 (Sat)

Whittier. Whittier Invitational Men/4 Mile.

Women/5K. Contact Greg Phillips (714) 871-2937 home.

Fullerton. Cal State Fullerton Invitational.

September 18 (Sat)

San Diego. Bonita RR 10K Cross Country. 7:30 a.m. Rohr Park. Contact Bob Hutslar (619) 267-6112.

Fresno. 29th Annual Fresno Cross Country Invitational. Woodward Park. 9 a.m./Men's 5 Mile. 9:40 a.m./Women's 5K. Contact Red Estes, Athletic Department, Fresno State University, Fresno 93740-0027 (209) 278-4097.

Modesto. Stanislaus Invitational. Tuolumne River Regional Park. Women's 5K/10 a.m. Men's 8K/10:45 a.m. Contact Kim Duyst, Cross Country Coach, CSU Stanislaus, 801 W. Monte Vista Ave., Turlock 95382 (209) 667-3312.

Trinidad (near Arcata). Humboldt Invitational. Patrick's Point State Park. Women's 5K/9:30 a.m. Men's 5 Mile/10:15 a.m. Contact David Wells, Athletic Dept., Humboldt State University, Arcata 95521 (707) 826-5955 office, (707) 826-3666 Athletic Dept.

September 25 (Sat)

San Diego. Steve Scott X-C Classic. 8 a.m. Cuyamaca College. Contact Ron Tabb (619) 670-1980.

Riverside. UC Riverside Invitational.

Missoula, MT. Mountain West Cross Country Classic. 1st race in the 1993 USA Reebok Grand Prix. Held on the site of the USA T&F National Cross Country Championships (see November 27). Prize money. Contact Anne Timmons, Meet Director, Mountain West Track Club (406) 721-8886.

Davis. Aggie Invitational.

October 2 (Sat)

Stockton. UOP Cross Country Invitational. Oak Grove Park. 9:30 a.m./Women. 10:15 am./Men. Contact Sam Tilton (209) 946-2233 work or (209) 477-1551 home.

Stanford. Stanford Invitational.

La Mirada. Biola Invitational.

Irvine. Eagle 5000. Concordia University Campus (Christ College Irvine). 8 a.m. 5K. Contact Amanda Saltin (714) 854-8002 ext 423.

October 9 (Sat)

San Diego. UCSD 8K Cross Country. 8 a.m. UCSD. Ted Van Arsdale (619) 534-0328.

SCHEDULE

October 16 (Sat)

Newport Beach. GSAC Championships.

San Diego. The Balboa Classic Invitational. West side of Balboa Park. Men 8k/8 a.m. Women 5K/8:45 a.m. Ted Van Arsdale, UCSD, Cross Country, ICA 0905, 9500 Gilman Drive, La Jolla 92093-0905, FAX Attn: Van Arsdale, Cross Country (619) 534-8172.
San Luis Obispo. Cal Poly SLO Invitational.

October 23 (Sat)

San Diego. Power Bar San Diego Challenge. 9 a.m. 5000 meters. Morley Field. Contact Manny Bautista (619) 627-2739.

Pomona. Cal Poly Pomona Invitational.
Fresno. California-Nevada Track & Field Association Cross Country Championships. Woodward Park. Women's 2 Mile/10 a.m. Men's 4 Mile/10:30 a.m. Contact Red Estes, Athletic Department, Fresno State University, Fresno 93740-0027 (209) 278-4097.

October 30 (Sat)

Fullerton. Big West Conference Meet. Contact Cal State Fullerton.

November 6 (Sat)

La Mirada. NAIA District III Championships.

San Diego. USA T&F XC Championship. 8 a.m. 8K. Morley Field. Contact Ken Bernard (619) 281-5585.

November 13 (Sat)

Kenosha, WI. NAIA National Championships.

Salt Lake City, UT. WAC / NCAA Region 7.

November 22 (Mon)

Bethlehem, PA. NCAA Championships. Lehigh University. Contact Karen Adams, Athletic Dept., Taylor Gym #38, Bethleme, PA 18015 (215) 758-4318.

November 27 (Sat)

Missoula, MT. 1993 USA Track & Field Cross Country Championships. Contact Mountain West Track Club, PO Box 8081, Missoula, MT 59807 (406) 543-4908.

Computer Program for Cross Country

The Program will:

1. Time AND Score a Cross Country Meet.
2. Act as a Score Book for your season by:
 - a. saving the meet on the disk.
 - b. allowing you to add meets to the file (This will check the scoring of the meet.)
3. Score the meet *correctly*, ie. no "Quick scoring" -- Score 5, Place 7, Disregard non-scoring runners (#8, #9, etc. AND schools with less than 5).

The Program can be used on ANY IBM or IBM Compatible Computer with MS-DOS (Dell, TRS, etc.). Either 5.25" or 3.5" disk--please specify.

I am marketing the Program as a Fund-Raiser for my teams. It is MENU-based--no computer skills are required. The Cost is \$25.00. School PO's will be accepted.

Trial Sample		7/7/93		BOYS							
AT: Tucson		Trial Site -- (3.2 miles)									
Fin.	Scor.	Name	School	Time							
1.	1	A - 1	ASH	17:04.1							
2.	2	B - 1	BHS	17:05.4							
3.	3	C - 1	CS	17:06.9							
4.	0	D - 1	DH	17:08.4							
5.	0	D - 2	DH	17:10.2							
6.	4	C - 2	CS	17:12.2							
7.	5	B - 2	BHS	17:14.1							
8.	6	B - 3	BHS	17:15.8							
9.	7	A - 2	ASH	17:17.5							
10.	8	A - 3	ASH	17:19.0							
11.	9	C - 3	CS	17:21.0							
12.	0	D - 3	DH	17:22.9							
13.	0	D - 4	DH	17:24.8							
14.	10	C - 4	CS	17:26.2							
15.	11	B - 4	BHS	17:28.0							
16.	12	A - 4	ASH	17:29.6							
17.	13	B - 5	BHS	17:31.1							
18.	14	C - 5	CS	17:32.9							
19.	15	C - 6	CS	17:34.4							
20.	16	B - 6	BHS	17:35.7							
21.	17	B - 7	BHS	17:37.0							
22.	18	C - 7	CS	17:38.4							
23.	0	B - 8	BHS	17:40.0							
24.	0	C - 8	CS	17:41.5							
25.	19	A - 5	ASH	17:43.0							
26.	20	A - 6	ASH	17:44.8							
27.	0	B - 9	BHS	17:46.7							
28.	21	A - 7	ASH	17:48.4							
29.	0	A - 8	ASH	17:49.0							
30.	0	C - 9	CS	17:50.7							
31.	0	A - 9	ASH	17:53.6							
32.	0	C - 10	CS	17:56.5							
School A			1	7	8	12	19	--	47	< 20	21 >
School B			2	5	6	11	13	--	37	< 16	17 >
School C			3	4	9	10	14	--	40	< 15	18 >
Scores											

Finish											
1	School B	--	37								
2	School C	--	40								
3	School A	--	47								
Non-scoring Schools											

School D											

For further information or order, contact:

Joe Brady, Marana High School, 12000 W. Emigh Rd., Tucson, AZ 85741
 (602) 682-4141 (MHS) or (602) 744-1727 (Res)

**Will Score OVER 90 Schools ■ OVER 600 Runners
 MONEY BACK IF NOT SATISFIED**

SCHEDULE

Track & Field

September 4 (Sat)

Stanford. Throws Series #20. All Divisions/ Men & Women--Junior, High School, Open, Submasters, Masters. 35# Wt., Hammer, Shot, Discus, Javelin. 9 a.m. Info: Gary Kelmenson, 5601 Empire Grade, Santa Cruz 95060 (408) 458-0202.

September 10 (Fri)

London, Great Britain. 9th IAAF/Mobil Grand Prix Final.

Santa Cruz. KELfield Grand Opening Throws Meet & BBQ. All divisions. 35# Wt., HT, SP, DT, JT. Contact Gary Kelmenson, 5601 Empire Grade, Santa Cruz 95060 (408) 458-0202.

October 3 (Sun)

Brussels, Belgium. 2nd IAAF World Half Marathon Championships.

October 31 (Sun)

San Sebastian, Spain. 5th IAAF World Cup Marathon.

November 18 (Thurs)

Fresno. Turkey Trials. Warmerdam Field at Fresno State University. Contact Red Estes (209) 278-4097.

January 15, 1994 (Sat)

Fresno. FSU Track Clinic. FSU Campus. Contact Red Estes (209) 278-4097.

January 22, 1994 (Sat)

Fresno. FSU Weight Pentathlon. Warmerdam Field at FSU. Contact Red Estes (209) 278-4097.

Walnut. Mt. SAC All-Comers.

January 29, 1994 (Sat)

Reno, NV. Reno Indoor Invitational.
Walnut. Mt. SAC All-Comers.

February 5, 1994 (Sat)

Bakersfield. Cal State Bakersfield Invitational.

Fresno. Fresno City College All-Comers. Ratcliffe Stadium.

Azusa. McDonald's Cougar Classic.

February 12, 1994 (Sat)

Reno, NV. Cal/Nevada Indoor Reno.

February 19, 1994 (Sat)

Long Beach. Long Beach Relays.

February 25-26, 1994

Colorado Springs, CO. WAC Indoor Championships.

March 4-5, 1994 (Fri-Sat)

Kansas City, MO. NAIA Indoor Championships.

March 5, 1994 (Sat)

Fresno. FSU All-Comers. Warmerdam Field at FSU. 10 a.m. Contact Red Estes (209) 278-4097.

March 11-12, 1994 (Fri-Sat)

Indianapolis, IN. NCAA Indoor Championships.

March 19, 1994 (Sat)

San Luis Obispo. Cal Poly Invitational.
Santa Barbara. Easter Relays.

March 26, 1994 (Sat)

Stanford. Stanford Relays.
Northridge. Cal State Northridge Invitational.

March 28-29, 1994

Fresno. FSU Decathlon/Heptathlon. Warmerdam Field at FSU. Contact Red Estes (209) 278-4097.

April 8-9, 1994 (Fri-Sat)

Fresno. Bob Mathias Fresno Relays. Ratcliffe Stadium. Contact Red Estes (209) 278-4097.

April 9, 1994 (Sat)

Azusa. GSAC Championships.

April 14-15, 1994 (Thu-Fri)

Walnut. Mt. SAC & California Invitational Decathlon/Heptathlon.

April 14-16, 1994

Walnut. Mt. SAC Relays.

April 15, 1994 (Fri)

Pomona. Pomona-Pitzer Invitational.

April 23, 1994 (Sat)

Azusa. BFI Meet of Champions.

April 30, 1994 (Sat)

San Diego. UC San Diego Invitational.

April 30-May 1, 1994

Westwood. Cal/Nevada State Meet. at UCLA.

May 7, 1994 (Sat)

Modesto. S&W Modesto Relays.
Santa Barbara. Nick Carter Invitational. UCSB.

May 14, 1994 (Sat)

Long Beach. Long Beach Twilight.

May 18-20, 1994

Fresno. WAC Championships. Warmerdam Field at FSU.

May 25, 1994 (Wed)

Fresno. FSU Last Chance. Warmerdam Field at FSU. Contact Red Estes (209) 278-4097.

Your subscription to **CTN** keeps you informed
SUBSCRIBE TODAY!!

MOVED???

Please send us your address change a.s.a.p. **CTN** is mailed third class bulk rate and will not be forwarded.

Thank you!

SCHEDULE

May 28, 1994 (Sat)

San Jose. Bruce Jenner Classic.

June 1-4, 1994 (Wed-Sat)

Boise, ID. NCAA Championships.

Masters

Cross Country /Road Racing

September 18-19 (Sat-Sun)

Sylvania, OH. USATF National Masters 24-Hour Championships. Olander Park. Tom Falvey, 3743 Woodmont Rd., Toldeo, OH 43613 (419) 475-0731.

September 25 (Sat)

Oklahoma City, OK. USATF National Masters 10K Championships. Jim Thorpe 10K. Roger Foster, Oklahoma City RC, 2601 NW Expressway #601, Oklahoma City, OK 73112 (405) 752-1813.

October 3 (Sun)

Minneapolis, MN. USATF National Masters Marathon Championships. Twin Cities Marathon. Bruce Mortenson, 15301 Highland Pl., Minnetonka, MN 55345.

October 31 (Sun)

Louisville, KY. USATF National Masters 10K X-C Championships. Tom Sawyer State Park. Bill Nault, 203 Brown Ave., Louisville, KY 40207-5003 (502) 897-4773 or Bob Ullrich (502) 459-6820.

November 7 (Sun)

Schenectady, NY. USATF National Masters 15K Championships. Lee Wilcox, 10 Eaton Rd., Troy, NY 12180 (518) 274-7444.

November 20 (Sat)

Boston, MA. USATF National Masters 8K X-C Championships. Franklin Park. Fred Treseler, 79 Manet Rd., Chestnut Hill, MA 02167 (617) 964-7802.

San Diego. USATF National Masters 25K Championships. Joni Shirley, 11212 Via Carroza, San Diego 92124 (619) 292-6132.

Track & Field

September 4 (Sat)

Stanford. Throws Series #20. All Divisions/ Men & Women--Junior, High School, Open, Submasters, Masters. 35# Wt., HT, SP, DT, JT. 9 a.m. Info: Gary Kelmenson, 5601 Empire Grade, Santa Cruz 95060 (408) 458-0202.

September 12 (Sun)

Berkeley. NorCal Seniors Track & Field Classic. UC Berkeley. Age group: 30+. Contact Mark Grubi (415) 285-3352.

Long Beach. Sri Chinmoy Masters Meet. CS Long Beach. 40+. Bigalita Egger, 6199 Canterbury Dr., Culver City 90230 (310) 645-0271 (verify this date).

September 17-26

La Jolla. California State Senior Olympics. 30+. 9/18-19: Track & Field at UC San Diego. 9/20: Racewalking on the track 9/21: 5K X-C Run. Sam Cohen, 2820 Camino del Rio South, #306 J-K, San Diego 92108 (619) 543-0046 or (800) 246-9077.

September 24 (Fri)

Long Beach. Sri Chinmoy Masters Meet. CS Long Beach. (310) 645-0271. (Verify this date.).

September 25 (Sat)

Woodstock, IL. USATF National Masters Weight Pentathlon Championships. chuck Klehm, 1218 North Route 47, Woodstock, IL 60098 (815) 338-2880..

October 2 (Sat)

Santa Barbara. Club West Meet. UC Santa Barbara. Lloyd Albright, 3722 Cordero Dr., Santa Barbara 93105 (805) 682-9540.

October 6-17

Miyazaki, Japan. WAVA World Games. Tel: 81-985-32-3376. FAX: 81-985-31-1153.

October 20-22 (Wed-Fri)

St. George, UT. Huntsman Chemical's Senior Games. 50+. Ken Jolley, 431 W. Tabernacle, St. George, UT 84770 (801) 628-1442.

March 25-27, 1994

Columbia, MO. USATF National Masters Indoor Championships.

August 11-14, 1994

Eugene, OR. 27th USATF National Masters Championships.



Books for Runners

THE CAVU COMPANY

"Books For Runners can find the book
you are looking for!"

Owen Anderson, PhD, Contributing Editor, *Runner's World*

■ 250 titles for everyone from novice to advanced competitor

To receive your FREE CATALOG or more information, contact:

BOOKS FOR RUNNERS / The Cavu Company

386 Portlock Road, Honolulu, HI 96825-2027 (808) 395-2664

The Hair-Lip Dog Approach to Track and Field

By Red Estes, Head Coach, Fresno State University

Q: What kind of sound is made by a hair-lip dog?

A: MARK, MARK...MARK, MARK!

Q: What kind of insanity has spread throughout the collegiate track and field world?

A: MARK, MARK ... MARK, MARK!

Yes sirs n' mams, like canines with cleft palates, we collegiate track and field coaches chase our tails each year yelping mark, mark...mark, mark. Not only is this a corny joke (puns being the lowest form of humor--a mentality perhaps befitting us collegiate mentors of the run, jump and throw sport), it is also, to me, a trend that is hamstringing the sport at all levels, and if allowed to continue, could potentially add to the downward spiral of collegiate track and field.

To qualify for the NCAA Championships, an athlete must make a qualifying mark. Sounds simple. But is it? Consider the following as you examine the Hair-Lip Dog Approach to Track And Field (hereinafter referred to acronymically as HLDATAF):

1. EXPENSE OF CHASING MARKS

Q: How did the hair-lip dog get that way?

A: From chasing parked cars!

As a coaching fraternity, we appear as ridiculous as the hair-lip dog. We have been chasing all over the country bashing into parked marks!

In a current era of tight economic times, especially for track and field, we collegiate

coaches spend large sums of money and time chasing marks. When an athlete is close to an automatic qualifying mark, or "on the bubble" with a provisional qualifying mark, or not sure if a provisional mark will make it to the championships, coaches search for the meet that will hopefully provide the conditions for producing a better mark. Many times this means buying airplane tickets and motel rooms under the most expensive terms, disruption of normal training patterns and loss of study and class time for student-athletes.

Another spin-off expensive negative to the marks-chase syndrome affects fans and parents who, if they knew that their sons or daughters had qualified for the NCAA a week or two before the championship, could buy airline tickets at affordable prices. If an athlete isn't sure if he/she is in the NCAA meet until after final declarations, spectators have no chance to plan ahead and save money. HLDATAF strikes again! Travel expenses to everyone involved can be increased 20-100% due to the last minute nature of marks as a means of qualifying for the NCAA Championships.

The latest in added expenses are last chance conference qualifying meets. Clearly, HLDATAF at it's worst!

2. LOSS OF COMPETITIVE EXCITEMENT FROM CHASING MARKS

Q: How do track coaches look stupid when coaching?

A: When they emphasize marks over the excitement of good competition.

Darwin's theory of evolution suggests that first came the baboon, then man. Us collegiate track coaches are proving that it can go either way!

The evolution of HLDATAF, as was the evolution of the collegiate track coach to baboon, has taken place subtly over a long period of time. The emphasis on marks has eroded much of the thrill of victory and the agony of defeat, once the lifeblood of track and field. Athletes have come away from winning a competition with total dejection because the mark was not what they wanted (or as they had been coached, AKA brain-washed, to believe). Before TRACK MEDIA and TRACK FANS were placed on the endangered species list, competition and team scoring was the appeal to the sport. Track and field media and fans have become so mark-oriented that they ignore great competition. The average track fan used to come to meets to see who would win. They didn't carry stopwatches nor conversion tables. They thrilled to the pure competitive nature of the sport. Head-to-head! Mano-a-mano! (Womano-a-womano, to be gender equitable.). Three vaulters jumping at 14-6 for the win, or for third place, can be as exciting as a 19-foot clearance. Two or three runners, stride-for-stride, straining off the final turn for that third place point in a dual meet that might make the difference in a team victory can be as fervently enjoyed as any record or qualifying mark.

Pietro Mennea, men's 200 meter world record holder, was recently quoted in the March/April 1993 *Track and Field News*: "...How can Primo Nebiolo convince people to like the sport when there are fewer and fewer records broken?" Pietro, Buddy, with all due respect, you sound like you're one sandwich short of a picnic! Could it possibly be that records will get tougher and tougher to break? Then what? Maybe (light goes on above Pietro's cranium) we could like the sport for the competition! What a novel ideal!

I remember grade school track and field where we would throw a softball and put our lunch sack on the spot where it landed. Can you believe it? We never measured how far the throws went! We competed just to see who would win. Tongue depressors were marked with kids' names and placed at the side of the long jump pit so you could always tell who was in 1st, 2nd or 3rd. Measurement was unnecessary. Now the only markers in the throwing areas or pits are records (American flag for American record, etc.) so the fans only know the sport in relation to records (marks) not in relation to the compe-

continued next page...

tion. If we are so enamored with marks, we could save a lot of money and just have post-competition.

Did the 1992 Olympic final men's 1500 produce any great marks? Hardly! Was the Barcelona crowd excited about the race? Ecstatically!

Didja hear about the cross-eyed discus thrower? He did not set any records but he sure kept the crowd alert! We are so hung up on marks we've lost a lot of the excitement of the sport!

3. ALL SEEMINGLY EQUAL MARKS MIGHT NOT BE SO

Q: Who are the Marx Brothers of track and field?

A: We coaches who believe that we can equate all conditions so that marks can be infallibly comparable.

There are liars, damn liars and statisticians. According to the latest statistics, there are 5 million Americans who aren't working--and there are even more if you count the many collegiate track coaches with jobs.

Don't get me wrong, records and results, distances and times--the statistics of any sport--are an important part of the appeal. However, in my opinion, the statistician inmates are running the asylum. The stats horse is in front of the comp cart. Not many horse race fans give more attention to track records than they do to which horse wins the race.

Track Coach Chico Marx believes his athlete's 165-10 discus mark made with a 20 mph quartering wind, is equal to Coach Zeppo Marx's athlete's throw of 165-10 under windless conditions--we tend to believe that all marks are comparable. Closer examination of our rules might suggest differently. Numerous factors might make many marks suspect:

1. Which Marx brother decided that 2.01 meters per second would be an aiding wind and 2.00 meters per second would not? If a 100-meter mark of 10.22 was made with a 0.00 wind, is it not better than one made with a 1.99 "legal" aiding wind? Both would be qualifying marks. A 10.22 100-meters with a 15 meters per second aiding wind would not be a record, but would be treated equally as a qualifying mark!? Go figure! Are we sure all wind

gauges measure accurately? Do all meets have wind gauges? Does any fan of track and field, or any parent of a track and field athlete give a flyin' fig if wind data is accurate, or for that matter, if it is even available?

2. Why is altitude a factor in noting sprint/jump records and not in qualifying?

3. Why does the NCAA convert all hand-times to FAT by adding .24 of a second and the IAAF uses .14 for some events and .24 for others? Beats me!

4. Why are marks at altitude adjusted for distance races and not jumps, sprints or throws? For indoors, we now subtract to adjust for altitude in distance races then add for oversized tracks! Do we look stupid or what?!

5. How about ugly Brother Groucho "Drugs" Marx? We have entered the era of drugged marks. Records have been taken away and gold medals stripped when athletes have been "proven" to have taken performance-enhancing drugs. But how many qualifying marks might have been made where there was no testing? Even when there is testing, are we sure that we have nabbed Brother Harpo "Cheater" Marx? It would appear that the "cheater's" chemists are keeping ahead of the "tester's" chemists. Was it chemist Stepbrother "Steroido" Marx who decided that a ratio of 7 to 1 of testosterone over epitestosterone made an athlete guilty for the use of "roids"? Why not a ratio of 6 to 1 or 5 to 1? What if an athlete made a qualifying mark after, heaven forbid, ingesting a Sudafed cold capsule?

6. What about track surface (ie. Tokyo's super track vs. "Slugtown's" slower-than-soft-sand surface)? There are fast surfaces and slow surfaces.

7. Why, in some qualifying races, do we weigh place first and time second and in other qualifying races we qualify solely on time? Try to explain this to a parent or confused track fan.

8. Radius of curve, bank of curve; oversized tracks, undersized tracks; preferred lanes, non-preferred lanes; etc., etc., ad nauseum!. Indexing tracks makes as much sense as screen doors on a submarine. NO WAY! It won't work! All factors effecting marks in track and field can NOT be equated.

9. Would you believe that some coaches actually "fudge" on marks to get a better lane or better section or to qualify? There have been "fudgers" in our ranks who: a) hand start

an accutrack in order to get a better time; b) have repeated competitions which give athletes additional qualifying opportunities (ie. the "Invitational High Jump," followed by the "Developmental High Jump," followed by the "Seeded High Jump," etc., etc.) set the bar at the qualifying height and declare the warm-up over and the competition has begun just when an athlete makes the height.

Clearly all "equal" marks are not necessarily "equal." Perhaps we Marx Brothers college coaches should re-examine our system of comedic qualifying based on the HLDATAF Marx Brothers mentality.

4. A TRACK AND FIELD MEET WITHOUT MARKS

Q: What would happen if the announcer at a track meet just gave places and scoring--NO MARKS!

A: The fans (both of them) might get excited about the meet.

When you have lemons--make lemonade. Lemons are Marks Track and Field. Lemonade is Scored Track and Field. We have soured the media and track fan by overemphasis on marks!

As March-madness (NCAA basketball) descends upon the land, mark-madness deflates upon track and field. Ninety-six, count 'em--96--NCAA Division I basketball teams make it to post-season play. Sixty-four go into the NCAA play-offs and 32 to the NIT. That, sportsfans, is one-third of all NCAA Division 1 teams throughout the land. Why do I mention basketbal in this harangue about track and field becoming a MARK constipated sport? Because people (fans) are interested in who wins and who loses. March Madness flourishes because of the excitement of winning and losing. If basketball were only a statistical sport of free throw percentages, rebounds and 3-point shots, March Madness would turn into March Dullness. Collegiate track and field has evolved into a statistical sport. Records and great marks won't happen at every track meet. But every track meet could be scored? Dual, triangular and quadrangular meets could produce winners and losers. Collegiate track coaches could have a win-loss record. Collegiate track

continued next page...



Top 3 Make the Olympic Team

Photo by Dave Stock

coaches might have to be accountable for a team performance as opposed to ballyhooing one or two individual performances (ie. marks) which gloss over a sorry team showing.

Oh ya, I know! The men have been cut to 12.6 scholarships. Coach Excuso Marks bleats and whines, "How in the world can I field a dual meet team with 12.6 scholarships?" How about this for an answer? -- TRACK COACHING BEGINS WHEN THE SCHOLARSHIPS END!

When you have 2 teams fighting for a scored dual meet victory with 15, 16 or 17

events contested, there will be some marks which score points that might not make the U.S. top 50. Who cares? If a 39' male triple jumper places third in a dual meet, it could be the point that wins the meet. But the crowd has to be made aware of that fact. Basketball, baseball, football, volleyball, etc., etc.,-- fans know instantly the outcome of each separate play and it's effect on the team outcome. Track announcers, electronic display apparatus, scoreboards and visual aids can be brought to focus on the team scoring and the impact of each individual event as it unfolds toward a win or loss.

5. CHANGE OR DIE

Q: What will happen to track coaches who chase marks and refuse to change?

A: They become rabid, hair-lip dogs, biting themselves and die frothing and barking MARK, MARK...MARK, MARK!

"All that is required for evil to thrive is for good men to do nothing." -- Margaret Thatcher.

"All that is required for college track and field to expire is for college track coaches to do nothing." -- Coach Inflexo Marx.

The dinosaur did not adapt to a changing environment. The dinosaur is dead. Unless

we want our grandchildren to visit the bones (ie. records/marks) of track and field housed in the Smithsonian next to the Tyrannosaurus Rex, we must change.

Everybody is in favor of progress. It's the change they don't like.

Much has been said and written about:

- 1) Track meets are too long--then let's shorten 'em!
- 2) Metrics are confusing--then let's use feet and inches!
- 3) Distance races are boring--then let's reduce them in length or numbers!
- 4) Sports fans like sporting events that culminate in winning or losing--then let's score all meets.
- 5) Other sports change to entice fan interest--then let's change and be innovative.
- 6) All other sports publish rankings--then let's publish our team rankings.
- 7) Reduction of scholarships hurts the sport--then let's work to increase them and, at the same time, coach what we can to keep the sport alive!

6. COLLEGIATE COACHES MUST TAKE THE LEADERSHIP ROLE TO REVITALIZE COLLEGIATE TRACK AND FIELD

Q: Whatever happened to the great team rivalries in collegiate track and field?

A: They have all but died--having been replaced with "Marks"-meets or glorified all-comers meets.

**"We has met the enemy and they is us."
-- Pogo Possum**

So, Blabbermouth, now that you have filled numerous columns with scurrilous diatribe and fingered HLDATAF or "marks track and field" as the insidious villain of our sport--make a point, bring this to a positive conclusion!

Collegiate track programs must shoulder the leadership role in the renaissance of our sport. Collegiate track coaches must initiate change in an attempt to improve our sport. There are no guarantees. We must roll up our sleeves and go to work. We must try! If it can be conceived and believed, it can be achieved!

1993 College Conference Best Marks

MEN

100 Meters

PAC-10 10.17 Jeff Laynes (USC)
NAIA 10.37 Osmond Ezinwa (AzPU)
SCIAC 11.18 Lawrence Lanham (Redl)

200 Meters

PAC-10 20.76 Jeff Laynes (USC)
NAIA 21.40 Osmond Ezinwa (AzPU)
SCIAC 22.31 Jason Rhodes (CIMudd)

400 Meters

PAC-10 46.08 Derrick Baker (UCLA)
SCIAC 47.99 Julien Rust (Redl)
NAIA 48.35 Wallace Henry (AzPU)

800 Meters

PAC-10 1:48.19 Jim McCreery (ASU)
NAIA 1:49.05 Robert Keter (Pt. Loma)
SCIAC 1:51.06 Brad Aagaard (CIMudd)

1500 Meters

PAC-10 3:42.89 Martin Keino (Ariz)
SCIAC 3:46.67 Konst. Kindreich (Oxy)
NAIA 3:49.60 Eben Robinson (Wstmt)

3000 Steeplechase

PAC-10 8:43.28 Greg Metcalf (Wash)
NAIA 9:20.2 Doug Ravasdy (Pt. L)
SCIAC 9:27.14 Ray Butman (CIMudd)

5000 Meters

PAC-10 14:08.03 Neil Panchen (Wash)
SCIAC 14:26.30 Konstantine Kindreich
NAIA 14:30.56 Tony Bergman (AzPU)

10,000 Meters

PAC-10 29:24.67 Jimmy Rodriguez (Ariz)
SCIAC 30:38.20 Jose Garcia (Oxy)
NAIA 31:34.48 Jef Burns (AzPU)

110 Hurdles

PAC-10 13.94 Leo Simmons (Ariz)
NAIA 14.80 Vaughan Mealey (AzPU)
SCIAC 15.13 Mark Gilberth (CIMudd)

400 Hurdles

PAC-10 50.55 Marcus Carter (USC)
NAIA 52.84 Zsombor Torok (Pt. L)
SCIAC 55.49 Mance Thompson (PPit)

4x100 Meter Relay

PAC-10 39.62 UCLA
NAIA 40.87 Azusa Pacific Univ.
SCIAC 42.93 Pomona-Pitzer

4x400 Meter Relay

PAC-10 3:06.45 USC
SCIAC 3:14.53 Redlands
NAIA 3:15.76 Azusa Pacific Univ.

High Jump

PAC-10 7-3 1/4 Gabe Beechum (ASU)
NAIA 6-11 Ed Bowling (SoCalII)
SCIAC 6-10 Eric Jones (Clar-Mudd)

Pole Vault

PAC-10 18-3 Nick Hysong (ASU)
SCIAC 17-4 3/4 Gunnar Miller (Oxy)
NAIA 16-6 3/4 Vince Beresford (AzPU)

Long Jump

PAC-10 26-3 1/2 Chris Huffins (Cal)
SCIAC 23-6 Peter Hawkins (Pom-Pitz)
NAIA 23-2 1/2 Eric Lee Gilmore (FresPacific)

Triple Jump

PAC-10 53-5 1/2 Charles Rogers (UCLA)
NAIA 48-4 1/2 Charles Johns (AzPU)
SCIAC 47-9 3/4 Peter Hawkins (Pom-Pitz)

Shot Put

PAC-10 64-11 John Godina (UCLA)
NAIA 57-7 1/4 Jason Wyatt (AzPU)
SCIAC 51-9 Mike Susank (Clar-Mudd)

Discus

PAC-10 210-3 Adam Setliff (Wash)
NAIA 150-7 David Pope (AzPU)
SCIAC 146-2 Mike Susank (Clar-Mudd)

Hammer

PAC-10 249-9 Balazs Kiss (USC)
NAIA 200-9 Larry Johnston (AzPU)
SCIAC 189-2 Mimke Susank (CIMudd)

Javelin

PAC-10 247-0 Erik Smith (UCLA)
NAIA 208-9 Nery Kennedy (Pt. Loma)
SCIAC 193-8 Karim Lessard (Redl)

Decathlon

PAC-10 7920 Chris Huffins (Cal)
NAIA 6747 David Fair (AzPU)
SCIAC no mark

WOMEN

100 Meters


PAC-10 11.11 Inger Miller (USC)
NAIA 12.60 Tanisha Nimmer (Biola)
SCIAC 12.82 Mardecia Martin (Oxy)

200 Meters

PAC-10 22.33 Inger Miller (USC)
NAIA 25.25 Aminda Sloan (Pt. Loma)
SCIAC 26.32 Tori Bare (Laverne)

400 Meters

PAC-10 51.55 Camara Jones (Ore)
NAIA 56.67 Aminda Sloan (Pt. Loma)
SCIAC 58.38 Nikki Douglas (Redl)



CHRIS HUFFINS

Photo by Bill Cockerham



MISTY ALLEN

Photo by Ken Isaak

800 Meters

PAC-10 2:04.37 Kim Toney (ASU)
NAIA 2:05.57 Elizabeth Onyambu (Biola)
SCIAC 2:18.23 Kristin Fix (Pom-Pitz)

1500 Meters

PAC-10 4:21.78 Kim Toney (ASU)
NAIA 4:28.23 Elizabeth Onyambu (Biola)
SCIAC 4:46.53 Rebecca Kopchik (Oxy)

3000 Meters

PAC-10 9:15.89 Jennifer Bravard (WSU)
SCIAC 9:47.55 Rebecca Kopchik (Oxy)
NAIA 10:15.09 Lupe Ambriz (Pt. Loma)

5000 Meters

PAC-10 16:21.9 Nicole Woodward (Ore)
SCIAC 17:13.11 Janice Krich (Laverne)
NAIA 18:51.77 Misty Allen (Westmont)

10,000 Meters

PAC-10 34:03.20 Janet Bowie (Cal)
SCIAC 36:39.80 Janice Krich (Laverne)
NAIA 37:37.4 Misty Allen (Westmont)

100 Hurdles

NAIA 13.48 Michelle Campbell (AzPU)
PAC-10 13.56 Felice Lipscomb (USC)
SCIAC 16.20 Mardecia Martin (Oxy)

400 Hurdles

PAC-10 57.12 Lade Akinremi (ASU)
NAIA 65.31 Maddie Liseblad (Pt. L)
SCIAC 67.57 Ardell Hagar (Pom-Pitz)

4x100 Meter Relay

PAC-10 44.59 Arizona State University
NAIA 49.31 Biola University
SCIAC 50.61 Pomona-Pitzer

4x400 Meter Relay

PAC-10 3:30.43 Arizona State University

NAIA 3:52.97 Azusa Pacific University
SCIAC 4:06.64 Pomona-Pitzer

High Jump

PAC-10 6-3 1/2 J. C. Broughton (Ariz)
NAIA 5-10 Latrese Moffitt (AzPU)
SCIAC 5-0 Joy Sellers (Pom-Pitz)

Long Jump

PAC-10 24-4 1/4 Chantal Brunner (WSU)
NAIA 17-11 3/4 Carmen Gage (AzPU)
SCIAC 16-8 3/4 Emily Dawe (Pom-Pitz)

Triple Jump

PAC-10 42-0 Juliana Yendork (UCLA)
NAIA 36-5 Carmen Gage (AzPU)
SCIAC 35-10 Carrie Heimann (Redl)

Shot Put

PAC-10 56-11 1/4 Dawn Dumble (UCLA)
NAIA 44-9 Heidee Ruiz (AzPU)
SCIAC 38-10 Ellen Dinsenbacher (PPit)

Discus

PAC-10 188-4 Dawn Dumble (UCLA)
NAIA 157-2 D. Malachowski (AzPU)
SCIAC 138-3 Ellen Dinsenbacher (PPit)

Javelin


PAC-10 181-4 Ashley Selman (Ore)
NAIA 155-6 D. Malachowski (AzPU)
SCIAC 123-0 Jane Winer (Laverne)

Heptathlon

PAC-10 5989 Kelly Blair (Ore)
NAIA 4806 Anneli Svard (Pt. Loma)
SCIAC no mark

Sorry...no final rankings received from Big West, CCAA or Community Colleges.

All-Time CALIFORNIA High School Girls List



EFFIE DAETZ

Fine Flicks by Don Gosney

By Robert Womack

These are the California All-Time High School Girls Lists, complete with marks received through August 1, 1993.

The writer gratefully acknowledges the help of a lot of other people, notably Ron Blackwood, Keith Conning and Doug Speck. Errors, however, are strictly my own responsibility and corrections and additions should be addressed to Bob Womack, 1540 East Shaw, Suite 118, Fresno, CA 93710.

An additional reason to be thankful for the uncancellation of the 1993 State Meet is that it resolves the question of whether Marion Jones could set a record for gold medals that could stand forever. She could--and she did, breaking a tie with Natalie Kaaiawahia, Fullerton's great thrower of the early 80's, at six individual championships. Marion's collection of nine is going to be quite a target for future generations of California preps.

Once again, we need assistance from coaches, parents, etc., on filling out relay team compositions. Most papers don't run these any more--even on winning teams.

Finally, the number after the year of performance indicate the number of state championships won in that event. (You knew this already, but every time I don't include this, somebody writes in and asks. One year, somebody wrote in and asked if that meant I had watched the performance with one eye or two. I guess that would mean I had watched Marion Jones with both eyes, wearing glasses.).

Sincerely,
Robert M. Womack.

100 Meters

State Meet Record: 11.14 Marion Jones, (Thousand Oaks) 1992 @ Cerritos. **Frosh:** 11.60 Brenda Winston (San Geronio, San Bernardino) 1976. **Soph:** 11.17 Marion Jones (Rio Mesa, Oxnard) 1991. **Junior:** 11.14 Marion Jones (Thousand Oaks) 1992. **Senior:** 11.28 Marion Jones (Thousand Oaks) 1993.

11.14	Marion Jones (ThousOaks)-4 @ Cerr	1992
11.28	Angela Burnham (Rio M, Oxn.)-2	1988
11.34	Sharon Ware (Berkeley)-2	1980
11.48	Inger Miller (Muir, Pasadena)	1990
11.50	Kim Robinson (Westchester, L.A.)	1977
11.51	Gail Devers (Sweet, Natil City)-1	1984
11.56	Jackie Thompson (Lincoln, SD)	1973
11.57	Valerie Brisco (Locke, L.A.)	1978
11.58	Brenda Winston (SGorg, S.Bern.)	1977
11.58	Andrea Anderson (LB Poly)	1993
11.59	Monica Taylor (Grant, Sacto)	1983
11.61	Sherri Howard (Kennedy, Gran Hills)	1980
11.61	Gervaise McCraw (Ganesh, Pom)-1	1982
11.61	Carrie Franklin (Muir, Pasadena)	1985
11.61	Lesa Parker (O'Dowd, Oak)	1992
11.62	Inger Peterson (Dorsey, L.A.)	1981
11.63	Lisa Winston (Jordan, Long Beach)-1	1982
11.63	Pam Qualls (Burbank, Sacto)	1984
11.64	Alice Brown (Muir, Pasadena)	1978
11.64	Robin Simmons (Crenshaw, L.A.)	1983
11.64	Tamika Bradfield (Compton)	1991
11.65	Lakeisha Backus (Wilson, LgBch)	1993
11.66	Gwen Loud (Westchester, L.A.)	1979
11.66	Chewuakii Knighten (Locke, L.A.)	1985
11.66	Aminah Haddad (LB Poly)	1993
Hand Timing		
11.4	Elaine Parker (Oceana, Pacifica)	1978

200 Meters

(*220 Yards Minus 0.12)
State Meet Record: 22.71 Marion Jones (Thousand Oaks) 1992 @ Norwalk. **Frosh:** 23.70 Marion Jones (Rio Mesa, Oxnard) 1990. **Soph:** 22.76 Marion Jones (Rio Mesa, Oxnard) 1991. **Junior:** 22.58 Marion Jones (Thousand Oaks) 1992. **Senior:** 23.00 Marion Jones (Thousand Oaks) 1993.

22.58	Marion Jones (Th.Oaks)-4 @ NewOrl	1992
23.08	Jackie Thompson (Lin,S,D) @ Munich	1973
23.19	Sherri Howard (Kennedy, Gran Hills)-1	1980
23.25	Denean Howard (Kennedy, GranHills)-2	1982
23.27	Gervaise McCraw (Ganesh, Pomona)	1982
23.40	Leslie Maxie (Mills, Millbrae)	1984
23.42*	Gwen Loud (Westchester, L.A.)-1	1979
23.45	Angela Burnham (Rio Mesa, Ox)-2	1988
23.54	Paulette Blalock (Compton)-1	1984
23.56	Tami Stiles (Hawthorne)-2	1985
23.57	Inger Miller (Muir, Pasadena)	1990
23.59	Cathy Roberts (Cerritos)	1984
23.59	Simone Cain (Hueneme, Port Huen)	1988
23.60	Andrea Anderson (LB Poly)	1993
23.62	Sharon Ware (Berkeley)	1980
22.67	Aminah Haddad (LB Poly)	1993
23.69	Tamika Bradfield (Compton)	1991
23.72	Frieda Cobbs (Berkeley)	1978
23.75	Kelia Bolton (Hill, San Jose)-1	1978
23.77	Valerie Brisco (Locke, L.A.)	1978
23.77	Pam Qualls (Burbank, Sacramento)	1984

23.80	Diana Pullins (Muir, Pasadena)	1982
23.81	La Tanya Dawkins (Dorsey, L.A.)	1982
23.82*	Pam Marshall (Jordan, Long Beach)	1978
23.83	Zelda Johnson (Garey, Pomona)	1982
23.83	Lisa Winston (Jordan, Long Beach)-1	1983
Hand Timing:		
23.0	Andrea Anderson (LB Poly)	1993
23.2	Mable Ferguson (Ganesh, Pomona)	1973
23.2	Chewuakii Knighten (Locke, L.A.)	1985
23.4	Kathy Hammond (Mira Loma, Sacto)	1969
23.5	Brenda Winston (San Gorg,S.Bern.)	1977

400 Meters

(*440 Yards Minus 0.26)
State Meet Record: 52.39 Denean Howard (Kennedy, Granada Hills) at Sacramento, 1982. **Frosh:** 53.76 Leslie Maxie (Mills, Millbrae) 1982. **Soph:** 51.70 Denean Howard (Kennedy, Granada Hills) 1980. **Junior:** 51.09 Sherri Howard (San Geronio, San Bernardino) 1979. **Senior:** 50.87 Denean Howard (Kennedy, Granada Hills) 1982.

50.87	Denean Howard (Kenn)-2 @ Knoxville	1982
51.09	Sherri Howard (San Geronio)-1	1979
51.91	Mable Ferguson (Ganesh, Pomona)	1972
52.17	Chewuakii Knighten (Locke, L.A.)-2	1985
52.25	Janette Vickers (Pomona)	1986
52.83	Leslie Maxie (Mills, Millbrae)-1	1984
52.91	Marion Jones (Rio Mesa, Oxnard)	1991
53.10	Linneta Wilson (Muir, Pasadena)	1985
53.12	Frieda Cobbs (Berkeley)	1978
53.13*	Charlette Cooke (St. Mary's, L.A.)	1966
53.20	Paulette Blalock (Compton)	1984
53.34	Jeanie Arnold (Locke, L.A.)	1982
53.42	Arlise Emerson (Westminster)-1	1978
53.42	Gervaise McCraw (Ganesh, Pomona)	1982
53.46	Marian Franklin (Balboa, S.Franisco)	1979
53.47	Gwen Gardner (Crenshaw, L.A.)	1978
53.49	Princess Bennett (Compton)-1	1986
53.51	Faye Paige (Poly, Long Beach)	1980
53.55	Angela Rolfe (Dorsey, L.A.)-2	1987
53.70	Valerie Brisco (Locke, L.A.)-1	1978
53.76	Gayle Kellon (Walnut)	1982
53.81	Janice Farwell (Muir, Pasadena)	1984
53.83	Nedra Rodgers (Berkeley)	1982
53.89	Janice Nichols (Bakersfield) -1	1990
53.90	Kim White (Berkeley)	1979
Hand Timing:		
(*440 Yards Minus 0.3)		
51.8*	Kathy Hammond (Mira Loma, Sacto)	1969
53.4*	Janice Wiser (LaJolla)	1973
53.4	Gayle Kellon (Walnut)	1983

800 Meters

(*880 Yards Minus 0.7)
State Meet Record: 2:06.08 Donna Curtis (Culver City) @ Norwalk, 1981. **Frosh:** 2:02.43 Mary Decker (Portola Jr., Or-

continued next page...

All-Time CALIFORNIA High School Girls List

14.15	Kwani Stewart (Yuba City)	1990
14.21	Michelle Hawthorne (El Cerrito)	1978
14.24	Laurie Smith (Valley, Sacto)	1987
14.25	Cheuwakii Knighten (Locke, LA)	1984
14.28	Kim Costello (El Camino, SoSanFran)	1978
14.28	Leslie Maxie (Mills, Millbrae)	1983
14.30	Kris Costello (Lynbrook, SJ)	1978
14.30	Judy Young (Berkeley)	1979
14.30	Sherifa Sanders (Berkeley)	1980
14.32	Gail Devers (Sweetwater, NatlCity)	1984
14.34	Lori Smith (Gardena)	1979
14.36	Erin Blunt (San Pasq, Escondido)	1992
14.39	Janeen Vickers (Pomona)	1985
14.41	Janet Yarbrough (Clovis)	1979
14.44	Sharon Hatfield (Fountain Vly)	1982
14.45	Ruth Whitehead (Berkeley)	1982
14.48	Natalie Spinks (Skyline, Oak)	1982

Hand-Timing --33":

13.5	Loma Tinney (Oceanside)	1972
13.6	Bobbette Krug (La Jolla)	1972

300 Meter Hurdles

State Meet Record: 40.26 Janeene Vickers (Pomona) @ Sacramento 1987. **Frosh:** 42.26 Twila Sims (Lompoc) 1989. **Soph:** 41.76 Twila Sims (Lompoc) 1990. **Junior:** 40.18 Leslie Maxie (Mills, Millbrae) 1984. **Senior:** 40.26 Janeene Vickers (Pomona) 1987.

40.18	Leslie Maxie (Mills, Millbr)-2 @ Berkly	1984
40.26	Janeene Vickers (Pomona)-2	1987
41.09	Gayle Kellon (Walnut)-2	1982
41.44	Michelle Taylor (Ganessa, Pomona)	1984
41.54	Linnetta Wilson (Muir, Pasadena)	1985
41.69	Felicia Lipscomb (Santa Monica) -1	1990
41.76	Twila Sims (Lompoc) -1	1990
41.78	Ronda Brooks (Oakland)	1985
41.86	Effie Daetz (Leigh, San Jose)	1987
41.94	Laurie Smith (Valley, Sacramento)	1987
42.16	Michelle DeCoux (O'Dowd, Oakland)-1	1988
42.25	Audrey Williams (Saugus)-1	1981
42.26	Gail Devers (Sweetwtr, National City)	1983
42.36	Lana Cantrell (Muir, Pasadena)	1985
42.37	Sherifa Sanders (Berkeley)	1981
42.50	Janice Farwell (Millikan, Long Beach)	1984
42.55	Sharon Hatfield (Fountain Valley)	1982
42.55	Melissa King (Fremont, L.A.)	1984
42.60	Keri Sanchez (Santa Teresa, SJ)	1989
42.62	Felicia Thompson (Jordan, Long Beach)	1982
42.69	Staci Leach (Thousand Oaks)	1987
42.69	Erin Blunt (San Pasqual, Escondido)-1	1991
42.74	Karen Brown (Sir Fran Drake, S.Ansel)	1984
42.78	Regina Weatherford (Locke, L.A.)	1988
42.78	Angela Harris (Skyline, Oak)-1	1993

Hand Timing:

42.4	Angela Harris (Skyline, Oak)	1993
42.5	Laura Ainsworth (Fremont, L.A.)	1987

High Jump

State Meet Record: 6-2 Latrese Johnson (Clovis) @ Sacramento 1985. **Frosh:** 5-10 Tonya Mendonca (Mt. Whitney, Visalia) 1980 & Kristy Kierulff (Esperanza, Anaheim) 1992. **Soph:** 6-0 1/4 Sue McNeal (Carlsbad) 1978. **Junior:** 6-2 Latrese Johnson (Clovis) 1984. **Senior:** 6-2 3/4 Latrese Johnson (Clovis) 1985.

6-2 3/4	Latrese Johnson (Clovis)-1 @ Sanger	1985
6-2 1/4	Wendy Brown (Woodside)-1	1984
6-2 1/4	Julie Ann Broughten (Woodland)	1989
6-1	Sue McNeal (Carlsbad)-1	1979
6-1	Tonya Mendonca (Mt. Whit, Visalia)-1	1983
6-0	Karen Lysaght (St. Francis, Sacto)-1	1980

6-0	Yleana Carrasco (Anaheim)-1	1985
6-0	Celia Willis (Clovis West)	1988
6-0	Crissy Mills (Campbell Hall, (L.A.))-2	1989
5-11 1/2	Tonya Alston (Chico)-1	1979
5-11	Kathy Hamilton (Beyer, Modesto)	1979
5-11	Katrena Johnson (Marshall, Pa)-2	1981
5-11	Danielle Boswell (Bullard, Fresno)	1992
5-11	Maggie Van Zeeland (Acalanes)	1981
5-11	Tanya Smith (Rancho Cordova)-1	1991
5-11	Ursula Lovely (Kennedy, LaPalma)	1985
5-11	Chi Johnson (Menlo-Atherton)	1985
5-10 1/2	Lori Svoboda (El Dorado, Placentia)	1989
5-10 1/2	Denise Yamada (Dos Pueblos, Goleta)	1983
5-10 1/2	Lori Mertes (Chatsworth)	1989
5-10 1/2	Cindy Gilbert (Ocnaside)	1974



MARION JONES

New to Long Jump List in 1993

Photo by Phillip Enbody

5-10 1/4	Kari Gosswiller (Upland)-2	1978
5-10 1/4	Nancy Redican (Simi Valley)	1978
5-10	Linda Soja (Poly, Los Angeles)	1980
5-10	Laura Campbell (Troy, Fullerton)	1981
5-10	Allison Walker (Hoover, Glendale)	1981
5-10	Beth Vidakovits (St. Fran, Mt. View)	1984
5-10	La Shawn McBride (Poly, Long Bch)	1985
5-10	Debbie Orr (Ocean View, Hunti Bch)	1986
5-10	Karol Damon (Redlands)	1987
5-10	Lynn Patrick (Serra, San Diego)-1	1987
5-10	Kristy Kierulff (Esperanza, Anah)-1	1992
5-10	Julie Jenkins (San Ramon, Danvl)	1992
5-10	Shamia Edwards (Moreno Vly)	1993
5-10	Tracye Lawyer (Cate, Carpinteria)-1	1993
5-10	Misty May (Newport Harbor)	1993

Long Jump

State Meet Record: 22-0 1/2 Marion Jones (Thousand Oaks) 1993 @ Cerritos. **Frosh:** 20-7 Dora Lee Roberts (Riverdale) 1971. **Soph:** 20-9 Juliana Yendork (Walnut) 1989. **Junior:** 21-3 1/4 Juliana Yendork (Walnut) 1990. **Senior:** 22-0 1/2 Marion Jones (Thousand Oaks) 1993.

22-0 1/2	Marion Jones (Thous.Oaks)-1 @ Cerr	1993
21-3 1/4	Juliana Yendork (Walnut)-3	1990
20-11 1/4	Madette Smith (Quartz H)-1 @ Tow	1986
20-9 3/4	Wendy Brown (Woodside)-2	1984
20-8 3/4	Kim Attlesley (Corona Del Mar)	1971
20-8 3/4	Marlene Harmon (Thousand Oaks)-1	1980
20-8 1/2	Jodi Anderson (Washington, L.A.)-3	1975
20-7	Dora Lee Roberts (Riverdale)	1971
20-7	Gail Devers (Sweet, Natli City)-1	1984
20-7	Annette Coleman (Carlmont, Belmont)	1989
20-6 1/4	Kam Warner (West, Bkfld)-1	1992
20-5	Gwen Loud (Westchester, L.A.)-1	1979
20-5	Amy Littlepage (Mt. Miguel, Spr Vly)	1993
20-4 1/2	Carrie McLaughlin (Davis, Modesto)	1979
20-3 1/2	Joanna Harper (Fremont, L.A.)	1980
20-2 1/2	Denise Paschal (Lowell, San Fran)	1966
20-1 1/4	LaShawn Simmons (El Monte)	1987
20-0	Tammy Bryant (Ventura)	1983
19-11 1/2	Sabrina Williams (Vly Christ, Cerril)	1981
19-11 1/4	Serina Strange (Indio)	1987
19-10 1/2	Melanie Markham (Dorsey, L.A.)	1980
19-10	Yvette Roberts (Washi, Easton)-1	1985
19-9 1/2	Lisa Collett (Lynbrook, SanJose)	1991
19-9	Lisa Gourdine (El Toro)-1	1977
19-8 1/2	Heather Stierlin (Mission Viejo)	1992

Triple Jump:

State Meet Record: 44-0 1/2 Juliana Yendork (Walnut) @ Cerritos 1991. **Frosh:** 39-9 1/2 Keri Sanchez (Santa Teresa, San Jose) 1988. **Soph:** 42-6 3/4 Juliana Yendork (Walnut) 1989. **Junior:** 42-6 3/4 Juliana Yendork (Walnut) 1990. **Senior:** 44-0 1/2 Juliana Yendork (Walnut) 1991.

44-0 1/2	Juliana Yendork (Walnut)-3 @Cerril	1991
42-10 1/2	Wendy Brown (Woodside) -3	1984
42-5 1/2	Yvette Bates (Berkeley)	1984
41-8 1/4	Jackie Anderson (Mt. Miguel, Spr Vly)	1987
40-11 3/4	Kayla Montgomery (Clovis West)-1	1992
40-11	Sheila Hudson (Rio Linda)-1	1985
40-11	Latasha Burnett (Lynwood)	1992
40-9 3/4	Althea Moses (Momingside, Inglewd)-1	1988
40-8 3/4	La Frenia West (Grossmt, La Mesa)	1988
40-6 3/4	Rochelle Johnson (Henry, San Diego)	1989
40-6 1/4	Tamika Porter (Orange Gl, SDiego)	1993
40-6	Ebonie Henderson (Bakersfield)	1993
40-4	Amy Littlepage (Mt. Mig, Spr Vly)	1993
40-2 3/4	Renita Robinson (Manual Arts, L.A.)	1983
40-2	Felicia Harris (San Lorenzo)-1	1986
40-1 1/2	Keri Sanchez (Santa Teresa,SJ)	1989
40-1 1/4	Cheaza Figueroa (Quartz Hill)-1	1993
39-11 1/2	Lisa Fager (Mission Viejo)	1989
39-11	Krystal Kirkland (Hesperia)	1989
39-10	Rosanda Glenn (West Covina)	1989
39-9 1/2	Janis Diggs (Salinas)	1984
39-9 1/2	Vanetta Kinard (El Cam Real, WdHls)	1993
39-8 1/4	Debbie Orr (Ocean View, Hunti Bch)	1986
39-8	Camille Robertson (Redlands)	1984
39-7 1/4	Stephanie Hanf (YgnacioVly)	1991

Shot Put

(4 Kg.)

State Meet Record: 52-11 1/2 Kristen Heaston (Ygnacio Valley, Concord) 1993 @ Cerritos. **Frosh:** 48-4 1/2 Natalie

continued next page...

All-Time CALIFORNIA High School Girls List

Kaaiawahia (Fullerton) 1980. **Soph:** 52-4 1/2 Natalie Kaaiawahia (Fullerton) 1981. **Junior:** 52-2 1/2 Natalie Kaaiawahia (Fullerton) 1982. **Senior:** 53-7 3/4 Natalie Kaaiawahia (Fullerton) 1983.

53-7 3/4	Natalie Kaaiawahia (Full)-4	1983
52-11 1/2	Kristen Heaston (Ygnacio Vly)-2	1993
50-11 3/4	Dawn Dumble (Bakersfield)-2	1990
50-3 1/2	Lynn Graham (Muir, Pasadena)	1965
50-0 1/2	Emily Dole (Buena Park)	1975
49-6	Kathy Devine (Miss Bay, San Di)-2	1974
49-2	Melisa Weis (Bakersfield)-1	1990
48-11 3/4	Susie Ray (Villa Park)-1	1980
47-11 1/2	Iva Wright (Edison, Fresno)	1971
47-9 3/4	Debra Corley (Garces, Bakersfield)	1981
47-4 1/2	Brandi Gail (Rowland, HaciHts.)-1	1986
46-11 1/4	Elaina Oden (Irvine)-1	1985
46-9	Dot Jones (Hilmar)	1982
46-9	Latoria Floyd (Oak Grove)	1984
46-9	Heidi Adams (Mission Viejo)	1985
46-6 1/2	Pam Alexander (Arlington)-1	1983
46-1 1/2	Rosario Ramos (Anaheim)	1979
46-0 1/2	Lorraine Costanzo (Saugus)	1981
45-11 1/2	Crystal Brownlee (Westlake)	1993
45-11 1/4	Miika Hilaire (Pittsburg)-1	1991
45-11	Lisa Missipeka (Temecula Vly)	1993
45-9 1/2	Nada Kawar (Crescenta Vly)	1992
45-7 1/2	Yolanda Fletcher (Crenshaw, L.A.)	1981
45-7	Tracy Wilson (Tait, Woodland Hills)	1988
45-5 3/4	Denise Holloway (Blackford, SJose)	1975

Discus

State Meet Record: 176-7 Suzy Powell (Downey, Modesto) 1993. **Cerritos. Fresh:** 162-11 Suzy Powell (Downey, Modesto) 1991. **Soph:** 169-8 Suzy Powell (Downey, Modesto) 1992. **Junior:** 180-8 Suzy Powell (Downey, Modesto) 1993. **Senior:** 183-11 Leslie Deniz (Gridley) 1980.

183-11	Leslie Deniz (Gridley)-2	1980
180-8	Suzy Powell (Downey, Modesto)-1	1993
176-2	Melisa Weis (Bakersfield)-3	1990
174-9	Natalie Kaaiawahia (Fullerton)-2	1983
171-2	Dawn Dumble (Bakersfield)-1	1990
167-8	Candy Roberts (Don Lugo, Chino)	1989
167-5	Jacque Norton (Mission Viejo)-1	1982
167-1	Laura DeSnoo (Washington, Fremont)	1981
165-10	Kristen Heaston (Ygnacio Vly)	1993
164-10	Karen Nickerson (Cord, Rancho Cord)	1982
162-11	Kim Kesler (Vintage, Napa)	1983
162-2	Lil Ili (Nogales, La Puente)-1	1985
162-0	Lori Parker (Ramona)	1986
161-10	Linda Langford (Leigh, San Jose)	1969
160-11	Celeste McVey (Redlands)-1	1991
160-6	Alison Franke (Canyon, Anaheim)	1989
159-1	Stacey Hom (Cord, Rancho Cord)-1	1984
158-7	Toni Jutjens (Richetti, Santa Maria)	1983
158-4	Christi Pyle (Hoover, Glendale)-1	1981
157-9	Tracy Crawford (Southwest, San D)-1	1986
157-6	Lacy Barnes (Burroughs, Ridgecrest)	1983
156-1	Jennifer Peters (Gunn, Palo Alto)	1989
155-6	Terri Sabol (Buena Park)	1975
155-6	Cindi Durschiag (San Carlos)	1981
155-6	Debbie Cembellin (Amador Vly, Pleas.)	1989

400 Meter Relay

(* 440 Yards Minus 0.23)

State Meet Record: 45.13 Berkeley (King, Ware, Johnson, Rodgers) © Norwalk 1981.

45.11	Hawthorne-1 © Walnut (Wheeler, Grant, Amy, Stiles)	1985
45.13	Berkeley-1	1981

45.23	(King, Ware, Johnson, Rodgers) Muir (Pasadena)	1985
45.42	(Cantrell, Miller, Wilson, Franklin) Dorsey (Los Angeles)-1 (Stewart, Peterson, Rolfe, Dawkins)	1982
45.54	Hawthorne-1 (Thomas, Wheeler, Amy, Stiles)	1986
45.59	Poly (Long Beach)-1	1993
45.81	Kennedy (Granada Hills)-1 (Howard, Thompson, Howard, Howard)	1980
45.83	Morningside (Inglewood)-1 (Williams, Nickson, Gibson, Arnold)	1992
45.88	Poly (Long Beach)	1992
45.90	Morningside (Inglewood)-1 (Nickson, Stringer, Gibson, Arnold)	1991
45.91*	Crawford (San Diego)-1 (Young, Gaston, Reed, Lovelady)	1977
45.99	Hawthorne-1 (Allen, Price, Burrell, Grant)	1984
46.01*	Berkeley	1979
46.05	Skyline (Oakland)	1993
46.06	Poly (Long Beach) (Evans, Smith, Randolph, Paige)	1980
46.07	Muir, Pasadena	1990
46.14	Dorsey (Los Angeles)	1981
46.15	Hawthorne-1 (Burrell, Grant, Allen, Hill)	1983
46.16	Berkeley (Whitehead, Rice, Bates, Rodgers)	1982
46.19*	Centennial (Compton)	1977
46.21	Fremont (Los Angeles) (James, Gill, Harper, Ellery)	1982
46.23	De Anza (Richmond) (Ward, Carpenter, Russell, Brandon)	1980
46.26	Ganesha (Pomona) (McCraw, Sellers, Robinson, Taylor)	1982
46.26	Hawthorne (Burrell, Wadsworth, Allen, Grant)	1982
46.31	Hawthorne (Thomas, Adams, Amy, Wheeler)	1987
46.37	Kennedy (Granada Hills) (Grant, Howard, Johnson, Howard)	1981
46.46	Dorsey (Los Angeles) (Rolfe, Bradley, Pullins, Paul)	1983
46.46	Hawthorne (Edmondson, Conwright, Marvin & ?)	1989
46.46	Muir (Pasadena)-1	1989
Hand Timing:		
45.7	Berkeley (Rodgers, Ware, King, Young)	1980
46.2	Muir (Pasadena) (Bryant, Wilson, Cantrell, Franklin)	1984

1600 Meter Relay

(* Mile Minus 1.1)

State Meet Record: 3:37.71 Kennedy (Granada Hills) (Howard, Cook, Johnson, Howard) © Norwalk 1981.

3:37.69	Muir (Pasadena)-1 © Walnut (Cantrell, Caddell, Franklin, Wilson)	1985
3:37.71	Kennedy (Granada Hills)-1 (Howard, Cook, Johnson, Howard)	1981
3:37.98	Kennedy (Granada Hills)-1 (Howard, Cook, Howard, Howard)	1980
3:38.65	Locke (Los Angeles)-1 (Giddens, Culliver, Sims, Knighten)	1984
3:39.07	Manual Arts (Los Angeles) (Holland, Wright, Jackson, Bonty)	1981
3:39.83	Poly (Long Beach) (Rambo, Randolph, Smith, Paige)	1980
3:40.59	Compton (Bennett, Watson, Hull, Blalock)	1984
3:41.21	Hawthorne	1985

3:41.33	(Allen, Stiles, Amy, Oates) Berkeley	1981
3:41.72	(Rice, King, Johnson, Rodgers) Dorsey (Los Angeles)-1 (Willis, Peterson, Rolfe, Dawkins)	1982
3:42.31	Compton-1	1986
3:42.75	Poly (Long Beach)-1	1993
3:42.79	Manual Arts (Los Angeles) (Holland, Jackson, White, Wright)	1980
3:43.0*	San Geronio (San Bernardino)-1 (Howard, Howard, Howard, Howard)	1979
3:43.0	Skyline (Oakland)	1993
3:43.15	Hawthorne (White, Thomas, Stiles, Amy)	1986
3:43.26	Ganesha (Pomona) (Savage, Robinson, Raylor, McCraw)	1982
3:43.35	Mililkan (Long Beach) (Stiles, Zaleski, Hall, Farwell)	1984
3:43.5	Manual Arts (Los Angeles) (Bonty, Munns, Wright, Lowe)	1982
3:44.16	Morningside, Inglewood -1	1990
3:44.66	Hawthorne (Allen, Price, Amy, Willis)	1984
3:44.93	Hawthorne	1990
3:44.93	Morningside (Inglewood)	1993
3:44.96	Bishop O'Dowd (Oakland)	1993
3:45.2*	Poly (Long Beach)	1979
3:45.85	Skyline (Oakland) (Wallace, Goodwin, Freeman, Harris)	1992
3:45.86	Morningside (Inglewood) (Gibson, White, Williams, Arnold)	1992
3:45.91	Poly (Long Beach)-1 (Haddad, Gilford, Anderson, Anderson)	1992

Miscellaneous Records:

100Y:

10.62	Gwen Loud (Westchester, L.A.)	1979
10.4 ht	Mable Ferguson (Ganesha, Pom)	1973
10.4 ht	Frieda Cobbs (Berkeley)	1977

5000 Meters:

16:54.4	Denise Ball (Newbury Park)	1982
---------	----------------------------	------

10,000 Meters:

34:54.8	Roxanne Bier (Independence, SJ)	1978
---------	---------------------------------	------

Marathon:

2:43:00	Heike Skaden (Encina, Sacto)	1980
---------	------------------------------	------

100 H (30"):

13.34	Janeene Vickers (Pomona)	1987
-------	--------------------------	------

400 H:

55.20	Leslie Maxie (Mills, Millbrae)	1984
-------	--------------------------------	------

4x200:

1:36.87	Hawthorne	1985
---------	-----------	------

4x800:

9:10.70	Foothill (Tustin)	1983
---------	-------------------	------

4x1500:

18:52.5	University (Irvine)	1982
---------	---------------------	------

4x1600:

20:29.15	Agoura (Hayward, Nekota, Camp, Skiersz)	1992
----------	---	------

4xMile:

20:49.8	Miramonte (Orinda)	1981
---------	--------------------	------

800 Medley R:

1:42.00	Hawthorne (Thomas, Wheeler, Amey, Adams)	1987
---------	--	------

Sprint Medley:

4:04.70	Hawthorne (Kennerson, Adams, Johnson, Marvin)	1989
---------	---	------

Distance Medley:

11:43.53	University (Irvine)	1982
----------	---------------------	------

Javelin:

196-1	Cathy Sulinski (EiCamino, SSF)	1976
-------	--------------------------------	------

Heptathlon:

5237	Sharon Hatfield (Fountain Valley)	1982
------	-----------------------------------	------

MEET SPOTLIGHT

By Bob Womack

1993 USATF National Championships

Like most post-Olympic national championship meets, the 1993 USATF meet was a blend of last hurrah for old-timers, vindication for some athletes who had been unlucky in the prior Olympic year, and emergence of the coming new order of track and field.

Among the veterans, Carl Lewis made his umpteenth national team although he was only third in the 100 and second in the 200. Two more athletes of the same vintage also made the Stuttgart team, Johnny Gray in the 800 (although beaten by Mike Everett) and Mike Conley in the triple jump (which he dominated).

Andre Cason, whose career had been written off by alleged experts (OK, OK, I confess) after a particularly horrendous hamstring tear at the '92 Trials, ran three of the five fastest windy 100's of all-time. And Michael Johnson, who had the bad luck to come up with tourist tummy the day of the Olympic 200 semis, blew the doors off a 400 field which might have been the best of the entire meet and just possibly could be stronger than this year's world championship final. (I mean the defending world champion was FIFTH.)

As for newcomers, how about Jason Hendrix of Blinn College? When told that Hendrix had finished third behind him and Michael Marsh in the 200, Carl Lewis said, "Who?" (He and we should find out. Hendrix, the national juco champ, appears to be for real.) Bill Burke, the men's 1500 champ, was another who had the press diving for their media guides; he's an ex-Ivy League champ from Princeton.

Californians claimed only 16 of 60 spots on the men's team for Stuttgart and 11 of 51 on

the women's squad, a long way from the one-third plus on past teams. (This doesn't include places decided elsewhere, such as the marathon and 50K walk, or the relay teams. It does include people like Kevin McMahon, who was third in the hammer but is 15 feet short of a qualifying mark.)

The major reason for the California shortfall is that the balance of power in American track and field has simply shifted east. Where Los Angeles used to be THE hotbed for track in the U.S., now the center of gravity is Houston, the base for Carl Lewis and the Santa Monica Track Club.

There are lesser power centers in Louisiana, Tennessee, Arkansas, and Florida, to say nothing of Western areas such as Oregon and Arizona. For confirmation, look at this year's NCAA results, which were dominated by the Southeastern Conference.

Eugene produced an attendance of 42,022 for the five days, including an incredible 6,636 on the first day under terrible weather conditions for the multis and the women's 10K and hammer. This compares to 23,648 in New York in 1991 and approximately 30,000 in San Jose in 1987--the last two World Cup selectors.

Still you have to wonder. The meet was well-run, Eugene living up to its high organizational standards. It was well-publicized; the *Eugene Register-Guard's* track coverage is the best in the United States by light-years and maybe the best in the world. It's hard to imagine much better competition. The weather--after that first miserable day--was almost perfect. And the scheduling was reasonable; running events on the last day covered only two hours and the whole program about four.

And yet, the final day crowd of 10,000-plus is not a very good sign for a national championship meet. Tractor pulls draw better. Anyone with answers is urged to direct them to the USATF and NCAA.



MIKE POWELL

Photo by Bill Leung, Jr./Geek Media

RESULTS

From Chuck & Donna Skow
EUGENE, OREGON. JUNE 15-19, 1993

MEN

PRELIM. RESULTS:

100 METER DASH, MEN, SECTION # 1:--1. VINCENT HENDERSON (UNIV. OF ARKANSAS) 10.14 w: +4.50; 2. BRYAN BRIDGEWATER (SANTA MONICA TRACK CLUB/CSLA) 10.21; 3. TONY MILLER (NIKE INTERNATIONAL/UCLA) 10.27; 4. HENRY NEAL (UN) 10.33; 5. JEFF LAYNES (STARS & STRIPES TRACK CLUB/USC) 10.35; 6. MARK WITHERSPOON (SANTA MONICA TRACK CLUB) 10.61; 7. ANTONIO SMITH (UN) 10.73.

100 METER DASH, MEN, SECTION # 2: 1. CARL LEWIS (SANTA MONICA TRACK CLUB) 10.02* w: +3.50; 2. FLOYD HEARD (SANTA MONICA TRACK CLUB) 10.13; 3. CALVIN SMITH (UN) 10.18; 4. ANTHONY BARNES (KEISER TRACK CLUB, EX-FRESNO ST.) 10.21; 5. JEFF WILLIAMS (UN, EX-LACC) 10.29; 6. ROBERT THOMAS (NIKE SOUTH) 10.48; ANTHONY PHILLIPS (TEXAS A&I UNIV.) NO MARK.

100 METER DASH, MEN, SECTION # 3: 1. DENNIS MITCHELL (MAZDA TRACK CLUB) 9.96* w: +4.00; 2. MIKE MARSH (SANTA MONICA TRACK CLUB/EX-UCLA) 10.02*; 3. AARON THIGPEN (UN/EX-SAN DIEGO ST.) 10.18; 4. SAM JEFFERSON (SANTA MONICA TRACK CLUB) 10.19; 5. RANDALL EVANS (ST. AUGUSTINE'S COLLEGE) 10.24; 6. RODNEY LEWIS (UN/FREMONT) 10.31; 7. ROD TOLBERT (NIKE ATLANTIC COAST) 10.34; 8. GERRY WOODBERRY (TEXAS A & M UNIV) 10.37.

100 METER DASH, MEN, SECTION # 4: 1. ANDRE CASON (GOLDWIN TC) 9.79*** w: +5.30; 2. LEROY BURRELL (SANTA MONICA TC) 9.85***; 3. JON DRUMMOND (NIKE INTERNTL - SHERMAN OAKS) 9.92; 4. K. STREETE-THOMPSON (MAZDA TC) 10.21; 5. JONATHAN CARTER (FLORIDA STATE UNIV) 10.28; 6. DIONICHO NAPIER (U.S. ARMY) 10.37; 7. DARRYL HUDSON

MEET SPOTLIGHT

(UNWEST COVINA) 10.39; MICHAEL LEWIS (SOUTH BAY TC) NO MARK.

SEMI RESULTS:

100 METER DASH, MEN, SECTION # 1: 1. ANDRE CASON (GOLDWIN TC) 9.79**** w: +4.50; 2. LEROY BURRELL (SANTA MONICA TC) 9.93*; 3. CALVIN SMITH (UN) 10.11; 4. SAM JEFFERSON (SANTA MONICA TC) 10.18; 5. RANDALL EVANS (ST. AUGUSTINE'S COLLEGE) 10.19; 6. VINCENT HENDERSON (UNIV. OF ARKANSAS) 10.26; 7. AARON THIGPEN (UN) 10.27; 8. K. STREETE-THOMPSON (MAZDA TRACK CLUB) 10.33.

100 METER DASH, MEN, SECTION # 2: 1. DENNIS MITCHELL (MAZDA TC) 9.96* w: +2.30; 2. CARL LEWIS (SANTA MONICA TC) 10.05; 3. MIKE MARSH (SANTA MONICA TC) 10.06; 4. JON DRUMMOND (NIKE INTERNTL/SHERMAN OAKS) 10.09; 5. FLOYD HEARD (SANTA MONICA TC) 10.17; 6. TONY MILLER (NIKE INTERNATIONAL) 10.36; 7. ANTHONY BARNES (KEISER TC) 10.36; 8. BRYAN BRIDGEWATER (SANTA MONICA TC) 10.37.

FINAL RESULTS:

100 METER DASH, MEN: 1. ANDRE CASON (GOLDWIN TC) 9.85**** w: +4.80; 2. DENNIS MITCHELL (MAZDA TC) 9.85****; 3. CARL LEWIS (SANTA MONICA TC) 9.90**; 4. JON DRUMMOND (NIKE INTER) 9.99*; 5. LEROY BURRELL (SANTA MONICA TC) 10.15; 6. MIKE MARSH (SANTA MONICA TC) 10.16; 7. CALVIN SMITH (UN) 10.20; 8. SAM JEFFERSON (SANTA MONICA TC) 10.27.

PRELIM RESULTS:

200 METER DASH, MEN, SECTION # 1: 1. LEROY BURRELL (SANTA MONICA TC) 20.43 w: +1.70; 2. JASON HENDRIX (BLINN COLLEGE) 20.54; 3. DIONICIO NAPIER (U.S. ARMY) 20.85; 4. HENRY NEAL (UN) 20.93; 5. DARYL FRAZIER (UNIV. OF FLORIDA) 21.14; MARK WITHERSPOON (SANTA MONICA TC) NO MARK; KEVIN LITTLE (U.S. WEST TRACK CLUB) NO MARK.

200 METER DASH, MEN, SECTION # 2: 1. CARL LEWIS (SANTA MONICA TC) 20.20 w: +1.70; 2. DAVID OAKS (UNIV. OF OKLAHOMA) 20.34; 3. FLOYD HEARD (SANTA MONICA TC) 20.43; 4. CHRIS NELLOMS (OHIO STATE UNIV) 20.46; 5. KEVIN BRAUNSKILL (GOLDWIN TC) 20.49; 6. ROD TOLBERT (NIKE ATLANTIC CST) 20.67; 7. ANTONIO SMITH (UN) 21.82.

200 METER DASH, MEN, SECTION # 3: 1. BRYAN BRIDGEWATER (SANTA MONICA TC/CSLA) 20.50 w: +2.30; 2. JEFF WILLIAMS (UN/EX-LACC) 20.67; 3. BARRY SMITH (ATHLETES IN ACTION, USA) 20.78; 4. JEFF LAYNES (STARS & STRIPES TC/USC) 20.88; 5. TONY MILLER (NIKE INTER/UCLA) 20.98; 6. SAM JEFFERSON (SANTA MONICA TC) 21.04; JON DRUMMOND (NIKE INTER/SHERMAN OAKS) NO MARK.

200 METER DASH, MEN, SECTION # 4: 1. JOE DELOACH (SANTA MONICA TC) 20.15 w: +2.00; 2. MIKE MARSH (SANTA MONICA TC/EX-UCLA) 20.25; 3. TIM WILLIAMS (UN) 20.41; 4. MARCEL CARTER (UNIV. OF FLORIDA) 20.52; 5. RANDALL EVANS (ST. AUGUSTINE'S COLLEGE) 20.63; 6. BRIAN IRVIN (NIKE ATLANTIC COAST) 20.64; 7. AARON THIGPEN (UN/EX-SAN DIEGO ST) 21.28.

SEMI RESULTS:

200 METER DASH, MEN, SECTION # 1: 1. MIKE MARSH (SANTA MONICA TC) 20.04 w: +0.60; 2. CARL LEWIS (SANTA MONICA TC) 20.15; 3. LEROY BURRELL (SANTA MONICA TC) 20.35; 4. FLOYD HEARD (SANTA MONICA TC) 20.40; 5. KEVIN BRAUNSKILL (GOLDWIN TC) 20.54; 6. JEFF WILLIAMS (UN) 20.65; 7. MARCEL CARTER (UNIV. OF FLORIDA) 20.85; 8. BARRY SMITH (ATHLETES IN ACTION, USA) 22.99.

200 METER DASH, MEN, SECTION # 2: 1. CHRIS NELLOMS (OHIO STATE UNIV) 20.47 w: +1.70; 2. JASON

HENDRIX (BLINN COLLEGE) 20.50; 3. DAVID OAKS (UNIV. OF OKLAHOMA) 20.56; 4. BRYAN BRIDGEWATER (SANTA MONICA TC) 20.57; 5. TIM WILLIAMS (UN) 20.64; 6. RANDALL EVANS (ST. AUGUSTINE'S COLLEGE) 20.64; 7. DIONICIO NAPIER (U.S. ARMY) 20.88; 8. JOE DELOACH (SANTA MONICA TC) 49.12;

FINAL RESULTS:

200 METER DASH, MEN: 1. MIKE MARSH (SANTA MONICA TC) 19.97 w: +2.50; 2. CARL LEWIS (SANTA MONICA TC) 20.07; 3. JASON HENDRIX (BLINN COLLEGE) 20.35; 4. LEROY BURRELL (SANTA MONICA TC) 20.35; 5. FLOYD HEARD (SANTA MONICA TC) 20.47; 6. CHRIS NELLOMS (OHIO STATE UNIV) 20.49; 7. BRYAN BRIDGEWATER (SANTA MONICA TC) 20.51; 8. DAVID OAKS (UNIV. OF OKLAHOMA) 20.78;

PRELIM RESULTS

400 METER DASH, MEN, SECTION # 1: 1. MICHAEL JOHNSON (NIKE INTER) 45.62; 2. DEREK MILLS (GEORGIA TECH.) 45.95; 3. LAMONT SMITH (BLINN COLLEGE) 45.99; 4. JASON ROUSER (NIKE INTER/SHERMAN OAKS) 46.14; 5. SCOTT TURNER (UNIV. OF ILLINOIS) 46.16; 6. ANTHUAN MAYBANK (UNIV. OF IOWA) 46.88; 7. SEAN MAYE (BRIGHAM YOUNG UNIV) 47.29;

400 METER DASH, MEN, SECTION # 2:

1. ANDREW VALMON (MAZDA TC) 45.35; 2. ANTONIO PETTIGREW (REEBOK RACING CLUB) 45.53; 3. BUTCH REYNOLDS (FOOT LOCKER ATH CLUB) 46.03; 4. DAVID KNIGHT (IOWA STATE UNIV) 46.31; 5. DEVON EDWARDS (CAL POLY, POMONA) 47.13; 6. WESLEY RUSSELL (UN) 47.40.

400 METER DASH, MEN, SECTION # 3:

1. STEVE LEWIS (SANTA MONICA TC/EX-UCLA) 45.82; 2. CHRIS JONES (RICE UNIV) 46.45; 3. KEVIN LYLES (SETON HALL UNIV) 46.77; 4. CLARENCE DANIEL (UN) 46.79; 5. TOD LONG (UNIV. OF OKLAHOMA) 46.98; 6. CHARLES JENKINS (NIKE ATLANTIC COAST) 47.21; 7. WILLIE CALDWELL (ATHLETES IN ACTION, USA) 47.62.

400 METER DASH, MEN, SECTION # 4:

1. QUINCY WATTS (NIKE INTERNATIONAL/EX-USC) 45.55; 2. DARNELL HALL (REEBOK RACING CLUB) 45.69; 3. AARON PAYNE (OHIO STATE UNIVERSITY) 46.34; 4. MARLIN CANNON (ST. AUGUSTINE'S COLLEGE) 46.48; 5. GABRIEL LUKE (RICE UNIV) 46.57; 6. BRYAN JONES (UNIV. OF WISCONSIN) 46.59; 7. FRANKIE ATWATER (UN) 47.32.

SEMI RESULTS:

400 METER DASH, MEN, SECTION # 1: 1. BUTCH REYNOLDS (FOOT LOCKER ATH CLUB) 44.81; 2. MICHAEL JOHNSON (NIKE INTER) 45.05; 3. ANTONIO PETTIGREW (REEBOK RACING CLUB) 45.16; 4. QUINCY WATTS (NIKE INT) 45.63; 5. SCOTT TURNER (UNIV. OF ILLINOIS) 46.20; 6. CHRIS JONES (RICE UNIV) 46.28; 7. AARON PAYNE (OHIO STATE UNIV) 46.39; 8. DAVID KNIGHT (IOWA STATE UNIV) 46.61.

400 METER DASH, MEN, SECTION # 2:

1. ANDREW VALMON (MAZDA TC) 44.96; 2. DEREK MILLS (GEORGIA TECH.) 45.02; 3. DARNELL HALL (REEBOK RACING CLUB) 45.22; 4. LAMONT SMITH (BLINN COLLEGE) 45.38; 5. KEVIN LYLES (SETON HALL UNIVERSITY) 46.26; 6. JASON ROUSER (NIKE INT) 46.30; 7. MARLIN CANNON (ST. AUGUSTINE'S COLLEGE) 46.76; STEVE LEWIS (SANTA MONICA TC) NO MARK.

FINAL RESULTS:

400 METER DASH, MEN: 1. MICHAEL JOHNSON (NIKE INT) 43.74**; 2. BUTCH REYNOLDS (FOOT LOCKER ATH CLUB) 44.12**; 3. QUINCY WATTS (NIKE INT) 44.24**; 4. ANDREW VALMON (MAZDA TC) 44.28*; 5. ANTONIO PETTIGREW (REEBOK RACING CLUB) 44.45*; 6. DEREK

MILLS (GEORGIA TECH.) 44.62; 7. DARNELL HALL (REEBOK RACING CLUB) 45.26; 8. LAMONT SMITH (BLINN COLLEGE) 46.47.

PRELIM. RESULTS

800 METER RUN, MEN, SECTION # 1: 1. GEORGE KERSH (SANTA MONICA TC/EX-TAFT CC) 1:49.69; 2. JOSE PARRILLA (UNIV. OF TENNESSEE) 1:49.88; 3. CONRAD NICHOLS (GEORGIA TECH.) 1:49.98; 4. BRADFORD HORTON (NEW YORK AC) 1:50.11; 5. DEDRIC WAYNE JONES (UNIV. OF FLORIDA) 1:50.25; 6. CARLOS WARD (U.S. NAVY) 1:51.24; 7. DARRIN WILCOXSON (PURDUE UNIVERSITY) 1:51.96.

800 METER RUN, MEN, SECTION # 2: 1. JOHNNY GRAY (SANTA MONICA TC) 1:47.96; 2. STANLEY REDWINE (FOOT LOCKER ATH CLUB) 1:48.25; 3. JACK ARMOUR (WESTCHESTER TRACK CLUB) 1:48.40; 4. TODD BLACK (NIKE NORTH) 1:48.71; 5. CHRIS CALDWELL (RICE UNIVERSITY) 1:49.13;

6. DENNIS WEBSTER (DARTMOUTH COLLEGE) 1:49.22; 7. PATRICK ROBINSON (UN) 1:50.28.

800 METER RUN, MEN, SECTION # 3: 1. MARK EVERETT (NIKE INTERNATIONAL) 1:49.35; 2. SCOTT PETERS (UNIV. OF FLORIDA) 1:49.64; 3. BRAD SUMNER (VILLANOVA UNIVERSITY) 1:49.75; 4. JOE TAMBLYN (UNEX-CAL) 1:49.95; 5. TERRIL DAVIS (ACCUSPLIT SPORTS) 1:50.20; 6. TRACY BASKIN (SANTA MONICA TC) 1:51.57; 7. BRAD CARTER (GREENSBORO PACESETTERS TC) 1:54.65.

SEMI RESULTS:

800 METER RUN, MEN, SECTION # 1: 1. MARK EVERETT (NIKE INTER) 1:49.93; 2. TERRIL DAVIS (ACCUSPLIT SPORTS) 1:50.54; 3. GEORGE KERSH (SANTA MONICA TC) 1:50.58; 4. JOSE PARRILLA (UNIV. OF TENNESSEE) 1:50.94; 5. TODD BLACK (NIKE NORTH) 1:51.13; 6. JOE TAMBLYN (UN) 1:51.13; 7. DENNIS WEBSTER (DARTMOUTH COLLEGE) 1:51.78; 8. JACK ARMOUR (WESTCHESTER TRACK CLUB) 1:51.96.

800 METER RUN, MEN, SECTION # 2: 1. SCOTT PETERS (UNIV. OF FLORIDA) 1:48.05; 2. JOHNNY GRAY (SANTA MONICA TC) 1:48.51; 3. STANLEY REDWINE (FOOT LOCKER ATH CLUB) 1:48.52; 4. BRAD SUMNER (VILLANOVA UNIV) 1:48.63; 5. CONRAD NICHOLS (GEORGIA TECH.) 1:48.82; 6. BRADFORD HORTON (NEW YORK AC) 1:49.24; 7. DEDRIC WAYNE JONES (UNIV. OF FLORIDA) 1:49.31; 8. CHRIS CALDWELL (RICE UNIVERSITY) 1:49.88.

FINAL RESULTS:

800 METER RUN, MEN: 1. MARK EVERETT (NIKE INT) 1:44.43; 2. JOHNNY GRAY (SANTA MONICA TC) 1:44.67; 3. JOSE PARRILLA (UNIV. OF TENNESSEE) 1:45.13; 4. GEORGE KERSH (SANTA MONICA TC) 1:45.54; 5. TERRIL DAVIS (ACCUSPLIT SPORTS) 1:46.24; 6. BRAD SUMNER (VILLANOVA UNIVERSITY) 1:46.33; 7. STANLEY REDWINE (FOOT LOCKER AC) 1:46.59; SCOTT PETERS (UNIV. OF FLORIDA) NO MARK.

PRELIM RESULTS:

1500 METER RUN, MEN, SECTION # 1:

1. WILLIAM BURKE (NEW YORK ATHLETIC CLUB) 3:44.95; 2. TERRANCE HERRINGTON (TEAM ADIDAS) 3:45.19; 3. RICH KENAH (NEW YORK AC) 3:45.25; 4. C. CUSHING-MURRAY (SANTA MONICA TC/EX-UCLA) 3:45.41; 5. SHANNON LEMORA (NIKE OREGON INTERNATIONAL) 3:45.51; 6. STEVE AVE (MOUNTAIN WEST TC) 3:46.33; 7. JIM SORENSEN (REEBOK RACING CLUB-EX-CPSLO) 3:46.81; 8. MICHAEL MICHNO (NEW BALANCE TC) 3:47.04; 9. RONNIE HARRIS (SALLIE MAE TC) 3:47.38; 10. SEAN MESSITER (CLUB NORTHWEST) 3:47.91; 11. JOHN SCHIEFER (UNIV. OF ARKANSAS)

MEET SPOTLIGHT

3:48.56; JIM MCKEON (NIKE ATLANTIC COAST) NO MARK.

1500 METER RUN, MEN, SECTION # 2: 1. CARLETON JONES (CLUB NORTHWEST) 3:45.75; 2. DANIEL MAAS (REEBOK RACING CLUB) 3:46.72; 3. MARK SIVIERI (GEORGETOWN UNIVERSITY) 3:47.28; 4. JASON PYRAH (BRIGHAM YOUNG UNIVERSITY) 3:47.54; 5. DARRYL FRERKER (GOLDWIN TRACK CLUB) 3:48.43; 6. KIRK NICHOLS (NIKE OREGON INTERNATIONAL) 3:49.38; 7. KEITH YUEN (BOSTON COLLEGE) 3:54.29; 8. ROBERT LESKO (NEW BALANCE TRACK CLUB) 3:56.72; 9. RICK WEMPLE (NEW YORK ATHLETIC CLUB) 4:32.98; JEFF ATKINSON (FOOT LOCKER AC) NO MARK; JOHN HINTON (NIKE ATLANTIC COAST) NO MARK; MATTHEW HOLTHAUS (JAMES MADISON UNIVERSITY) NO MARK; PAUL MCMULLEN (EASTERN MICHIGAN UNIV.) NO MARK.

1500 METER RUN, MEN, SECTION # 3: 1. JAMES SPIVEY (ASICS INTERNATIONAL) 3:42.97; 2. LOUIE QUINTANA (VILLANOVA UNIV/EX-ARROYO GRANDE HS) 3:43.19; 3. MARK DAILEY (UNATTACHED) 3:43.27; 4. ERIK NEDEAU (NORTHEASTERN UNIV.) 3:43.57; 5. JERRY SCHUMACHER (UNIV. OF WISCONSIN) 3:43.82; 6. TIM PITCHER (UNIV. OF TENNESSEE) 3:44.70; 7. ERNIE FREER (GOLDWIN TC/EX-FRESNO ST) 3:45.33; 8. DAVID WITTMAN (NIKE TEXAS) 3:45.58; 9. MARCUS DUNBAR (REEBOK RACING CLUB) 3:46.14; 10. SASHA VUJIC (UNATTACHED) 3:49.19; 11. MATT KENDALL (NEW YORK ATHLETIC CLUB) 3:49.83; 12. GILBERT CONTRERAS (UNIV. OF ARKANSAS) 3:50.09; PAUL VANDERGRIF (UNATTACHED) NO MARK.

FINAL RESULTS:

1500 METER RUN, MEN: 1. WILLIAM BURKE (NEW YORK ATHLETIC CLUB) 3:42.74; 2. MARK DAILEY (UNATTACHED) 3:42.92; 3. JAMES SPIVEY (ASICS INTERNATIONAL) 3:42.92; 4. TERRANCE HERRINGTON (TEAM ADIDAS) 3:42.99; 5. RICH KENAH (NEW YORK ATHLETIC CLUB) 3:43.16; 6. LOUIE QUINTANA (VILLANOVA UNIVERSITY) 3:44.32; 7. ERIK NEDEAU (NORTHEASTERN UNIV.) 3:44.77; 8. ROBERT LESKO (NEW BALANCE TRACK CLUB) 3:44.89; 9. JERRY SCHUMACHER (UNIV. OF WISCONSIN) 3:45.07; 10. RICK WEMPLE (NEW YORK ATHLETIC CLUB) 3:45.09; 11. DANIEL MAAS (REEBOK RACING CLUB) 3:45.48; 12. MARK SIVIERI (GEORGETOWN UNIVERSITY) 3:45.94; 13. CARLETON JONES (CLUB NORTHWEST) 3:46.63; 14. TIM PITCHER (UNIV. OF TENNESSEE) 3:49.23.

FINAL RESULTS:

5000 METER RUN, MEN: 1. MATT GIUSTO (FOOT LOCKER AC/EX-SAN MATEO HS) 13:23.60; 2. BOB KENNEDY (NIKE INDIANA) 13:25.51; 3. KEN MARTIN (REEBOK RACING CLUB) 13:44.68; 4. JOHN SCHERER (NIKE NORTH) 13:46.53; 5. JAMES FARMER (NIKE BOSTON) 13:48.45; 6. TODD LEWIS (NEW YORK ATHLETIC CLUB) 13:51.50; 7. GREG WHITELEY (ASICS INTERNATIONAL/EX-UNIVERSITY HS) 13:52.80; 8. BENNY MCINTOSH (ASICS INTERNATIONAL) 13:54.15; 9. MICHAEL BILYEU (REEBOK RACING CLUB) 13:56.11; 10. PETE WEILMANN (ADIDAS TRACK CLUB) 14:08.63; 11. REUBEN REINA (FOOT LOCKER AC) 14:11.53; 12. TERENCE MAHON (VILLANOVA UNIVERSITY/EX-LA HABRA HS) 14:15.94; 13. TIM GUNDY (HCA WESLEY ATHLETICS) 14:17.03; 14. MIKE STONE (UN/EX-SONOMA ST) 14:17.26; 15. JOHN GREGOREK (TEAM ADIDAS) 14:22.19; 16. JAMES WESTPHAL (NIKE NORTH) 14:26.80; BRIAN ABSHIRE (ASICS INTERNATIONAL) NO MARK; TREY HARRISON (HCA WESLEY ATHLETICS) NO MARK.

FINAL RESULTS:

10,000 METER RUN, MEN: 1. TODD WILLIAMS (ADIDAS TRACK CLUB) 28:02.05; 2. STEVE PLASENCIA (ASICS INTERNATIONAL) 28:02.41; 3. DAN NELSON (NIKE-RUNNING ROOM) 28:02.44; 4. GERARD DONAKOWSKI (UNATTACHED) 28:23.96; 5. ED EYESTONE (REEBOK RACING CLUB) 28:30.60; 6. PETER SHERRY (ADIDAS TRACK CLUB) 28:50.26; 7. JOE LEMAY (NIKE-RUNNING ROOM) 28:52.62; 8. BRAD BARQUIST (MIZUNO TRACK CLUB) 28:57.70; 9. ANDY BALL (NIKE-RUNNING ROOM) 29:01.73; 10. MARK COOGAN (ADIDAS TRACK CLUB) 29:03.20; 11. JONATHAN HUME (REEBOK RACING CLUB) 29:03.53; 12. DANNY GONZALEZ (REEBOK RC/EX-SAN JOSE ST) 29:14.39; 13. AARON RAMIREZ (MIZUNO TRACK CLUB) 29:19.44; 14. SHANNON BUTLER (NIKE TRACK CLUB) 29:22.39; 15. BOB HENES (NIKE NORTH) 29:23.50; 16. KEITH DOWLING (ADIDAS TRACK CLUB) 29:25.10; 17. ASHLEY JOHNSON (ASICS INTERNATIONAL) 29:28.38; 18. DAVID BARNEY (ARKANSAS TRACK CLUB) 29:32.68; 19. PAT PORTER (MIZUNO TRACK CLUB) 29:37.17; 20. SCOTT JENKINS (NIKE NORTH) 29:37.61; 21. MICHAEL MYKYTOK (UNATTACHED) 29:53.08; 22. RODNEY DEHAVEN (NEW BALANCE TRACK CLUB) 30:02.22; 23. JOHN CLOPECK (NIKE BOSTON) 30:15.39; 24. DAN MIDDLEMAN (REEBOK RACING CLUB) 30:19.00; 25. MARCO OCHOA (REEBOK RACING CLUB) 30:22.92; CHRIS FOX (NIKE TRACK CLUB) NO MARK; TOM ANSBERRY (NIKE TRACK CLUB) NO MARK; CRAIG DICKINSON (REEBOK RACING CLUB) NO MARK; ROBERT KEMPAINEN (NIKE BOSTON) NO MARK; TIMOTHY GANNON (BOSTON RUNNING CLUB) NO MARK; JOE FALCON (FOOT LOCKER AC) NO MARK.

PRELIM RESULTS:

110 METER HURDLES, MEN, SECTION # 1: 1. ROGER KINGDOM (FOOT LOCKER AC) 13.38 w: +4.60; 2. LARRY HARRINGTON (UN/EX-PORTERVILLE CC) 13.51; 3. PATRICK DUFFY (UN/EX-CAL) 13.63; 4. BRIAN AMOS (UNATTACHED) 13.72; 5. DUANE ROSS (CLEMSON UNIVERSITY) 13.85; TERRY WINSTON (UNIV. OF SOUTH CAROLINA) NO MARK; ROD JETT (ACCUSPLIT SPORTS/EX-CAL) NO MARK.

110 METER HURDLES, MEN, SECTION # 2: 1. GREGORY FOSTER (WORLD CLASS ATHLETIC CLUB/EX-UCLA) 13.40 w: +2.50; 2. ARTHUR BLAKE (UNATTACHED) 13.49; 3. RENALDO NEHEMIAH (MAZDA TRACK CLUB) 13.54; 4. UBEJA ANDERSON (STARS & STRIPES TRACK CLUB) 13.57; 5. EUGENE SWIFT (UN/EX-MERRITT CC) 13.66; 6. MARK WHITSETT (UNATTACHED) 14.14; 7. JOHN REGISTER (U.S. ARMY) 14.66; MARCUS DIXON (FLORIDA STATE UNIVERSITY) NO MARK.

110 METER HURDLES, MEN, SECTION # 3: 1. JACK PIERCE (MIZUNO TRACK CLUB) 13.26* w: +4.80; 2. TONY DEES (NIKE INTERNATIONAL) 13.37; 3. COURTNEY HAWKINS (SANTA MONICA TRACK CLUB) 13.49; 4. ROBERT READING (ACCUSPLIT SPORTS/EX-USC) 13.70; 5. MALCOLM DIXON (UN/EX-FOOTHILL CC) 13.77; 6. JOHN OWENS (ASICS INTERNATIONAL) 13.79; DAVID ASHFORD (SOUTH BAY TRACK CLUB) NO MARK.

110 METER HURDLES, MEN, SECTION # 4: 1. MARK CREAR (NIKE INTER/EX-USC) 13.22* w: +2.70; 2. GLENN TERRY (INDIANA UNIVERSITY) 13.40; 3. ALLEN JOHNSON (MAZDA TRACK CLUB) 13.41; 4. JERRY RONEY (REEBOK RACING CLUB) 13.67; 5. SHANNON FLOWERS (LINCOLN (PA.) UNIV.) 13.73; 6. ROSS FLOWERS (UCLA) 13.80; 7. DARIAN JONES (UNATTACHED) 14.26; MICHAEL PROFIT (U.S. AIR FORCE) NO MARK.

SEMI RESULTS:

110 METER HURDLES, MEN, SECTION # 1:

1. MARK CREAR (NIKE INTER) 13.29* w: +2.30; 2. TONY DEES (NIKE INTERNATIONAL) 13.36; 3. LARRY HARRINGTON (UN) 13.49; 4. ALLEN JOHNSON (MAZDA TRACK CLUB) 13.50; 5. PATRICK DUFFY (UN) 13.78; 6. ROBERT READING (ACCUSPLIT SPORTS) 13.81; 7. UBEJA ANDERSON (STARS & STRIPES TRACK CLUB) 13.91; GREGORY FOSTER (WORLD CLASS ATHLETIC CLUB) NO MARK.

110 METER HURDLES, MEN, SECTION # 2:

1. JACK PIERCE (MIZUNO TRACK CLUB) 13.27* w: +1.90; 2. ROGER KINGDOM (FOOT LOCKER AC) 13.40; 3. COURTNEY HAWKINS (SANTA MONICA TC) 13.40; 4. GLENN TERRY (INDIANA UNIVERSITY) 13.52; 5. ARTHUR BLAKE (UN) 13.53; 6. EUGENE SWIFT (UN) 13.56; 7. JERRY RONEY (REEBOK RACING CLUB) 13.57; RENALDO NEHEMIAH (MAZDA TRACK CLUB) NO MARK.

FINAL RESULTS:

110 METER HURDLES, MEN: 1. JACK PIERCE (MIZUNO TRACK CLUB) 13.19* w: +1.50; 2. TONY DEES (NIKE INTERNATIONAL) 13.21*; 3. MARK CREAR (NIKE INT) 13.33; 4. GLENN TERRY (INDIANA UNIVERSITY) 13.47; 5. ALLEN JOHNSON (MAZDA TRACK CLUB) 13.47; 6. LARRY HARRINGTON (UN) 13.62; COURTNEY HAWKINS (SANTA MONICA TC) NO MARK; ROGER KINGDOM (FOOT LOCKER AC) NO MARK.

PRELIM RESULTS:

400 METER HURDLES, MEN, SECTION # 1: 1. KEVIN YOUNG (NIKE INTER/EX-UCLA) 49.35; 2. TORRANCE ZELLNER (MAZDA TRACK CLUB) 51.30; 3. TONY MCKENNIE (NIKE ATLANTIC COAST) 51.63; 4. DEREK KNIGHT (MAZDA TRACK CLUB) 51.64; 5. BOB GRAY (NIKE OREGON INTERNATIONAL) 51.77; 6. JOHN ROTHELL (FLORIDA STATE UNIVERSITY) 52.29; 7. JOHN REGISTER (U.S. ARMY) 53.34.

400 METER HURDLES, MEN, SECTION # 2: 1. BRYAN BRONSON (MAZDA TRACK CLUB) 49.92; 2. DERRICK ADKINS (REEBOK RACING CLUB) 50.21; 3. MARTIN BECK (NIKE INT/EX-UCLA) 50.38; 4. KEVIN HENDERSON (GOLDWIN TC) 50.43; 5. ERIC THOMAS (BLINN COLLEGE) 50.74; 6. MARCO MORGAN (ST. AUGUSTINE'S COLLEGE) 51.38; 7. MAURICE MITCHELL (UNIV. OF COLORADO) 51.60.

400 METER HURDLES, MEN, SECTION # 3: 1. DAVID PATRICK (REEBOK RACING CLUB) 51.00; 2. JORDAN GRAY (OHIO STATE UNIVERSITY) 51.08; 3. LARRY SANDERS (ST. AUGUSTINE'S COLLEGE) 51.34; 4. DONOVAN BASSETT (UNIV. OF MISSISSIPPI) 51.55; 5. ANDREW DEAN-NEIL (NIKE ATLANTIC COAST) 52.03; 6. RICHARD MURPHY (TEXAS A & M UNIVERSITY) 52.24; 7. DANIEL STEELE (NIKE OREGON INTERNATIONAL) 53.23.

SEMI RESULTS:

400 METER HURDLES, MEN, SECTION # 1: 1. DAVID PATRICK (REEBOK RACING CLUB) 49.25; 2. KEVIN HENDERSON (GOLDWIN TC) 49.30; 3. BRYAN BRONSON (MAZDA TRACK CLUB) 49.41; 4. LARRY SANDERS (ST. AUGUSTINE'S COLLEGE) 49.42; 5. MARTIN BECK (NIKE INTERNATIONAL) 49.77; 6. BOB GRAY (NIKE OREGON INTERNATIONAL) 49.94; 7. DONOVAN BASSETT (UNIV. OF MISSISSIPPI) 51.48; 8. MAURICE MITCHELL (UNIV. OF COLORADO) 51.93.

400 METER HURDLES, MEN, SECTION # 2: 1. KEVIN YOUNG (NIKE INT) 48.28; 2. DERRICK ADKINS (REEBOK RACING CLUB) 49.30; 3. TORRANCE ZELLNER (MAZDA TRACK CLUB) 49.53; 4. ERIC THOMAS (BLINN COLLEGE) 49.83; 5. MARCO MORGAN (ST. AUGUSTINE'S COLLEGE) 50.12;

6. TONY MCKENNIE (NIKE ATLANTIC COAST) 50.23; 7.

MEET SPOTLIGHT

JORDAN GRAY (OHIO STATE UNIVERSITY) 50.25; 8. DEREK KNIGHT (MAZDA TRACK CLUB) 51.36.

FINAL RESULTS:

400 METER HURDLES, MEN: 1. KEVIN YOUNG (NIKE INT) 47.69; 2. DERRICK ADKINS (REEBOK RACING CLUB) 48.69; 3. DAVID PATRICK (REEBOK RACING CLUB) 48.95; 4. TORRANCE ZELLNER (MAZDA TRACK CLUB) 48.97; 5. KEVIN HENDERSON (GOLDWIN TC) 49.76; 6. ERIC THOMAS (BLINN COLLEGE) 49.85; 7. BRYAN BRONSON (MAZDA TC) 50.24; 8. LARRY SANDERS (ST. AUGUSTINE'S COLLEGE) 50.75.

PRELIM RESULTS:

3000 M. STEEPLECHASE, MEN, SECTION # 1: 1. TOM NOHILLY (REEBOK RACING CLUB/EX-TAFT CC) 8:36.45; 2. FRANCIS O'NEILL (KANSAS STATE UNIV/EX-LONG BEACH CC) 8:36.59; 3. KARL VANCALCAR (UN) 8:36.60; 4. DANIEL LOPEZ (ADIDAS TRACK CLUB) 8:36.86; 5. MATT MCGUIRK (UN) 8:37.77; 6. KURT BLACK (WEBER STATE COLLEGE) 8:38.36; 7. JON WARREN (NIKE TEXAS) 8:46.96; 8. SCOTT DVORAK (REEBOK RACING CLUB) 8:48.94; 9. RAY PUGSLEY (NIKE BOSTON) 8:54.88; 10. GREG KELLER (U.S. NAVAL ACADEMY) 8:57.76; 11. STEVE HEFFERNAN (HCA WESLEY ATHLETICS) 9:06.11; SETH SIMONDS (NIKE OREGON INTERNATIONAL) NO MARK; MARK MANLEY (SALLIE MAE TRACK CLUB) NO MARK.

3000 M. STEEPLECHASE, MEN, SECTION # 2: 1. MARC DAVIS (NIKE INT/EX-SAN DIEGO HS) 8:35.45; 2. DANIEL REESE (U.S. WEST TRACK CLUB) 8:35.98; 3. MARK CROGHAN (NIKE TRACK CLUB) 8:36.01; 4. BRIAN DIEMER (NIKE INTERNATIONAL) 8:36.03; 5. DONOVAN BERGSTROM (UNIV. OF WISCONSIN) 8:36.65; 6. HARALD GRAHAM (REEBOK RACING CLUB) 8:39.61; 7. GREGORY METCALF (UNIV. OF WASHINGTON) 8:46.36; 8. MARTY STROSCHIN (SANTA MONICA TRACK CLUB) 8:51.62; 9. ERIC HICHMAN (ASICS INTERNATIONAL) 8:56.50; 10. JASON MOHR (UNATTACHED) 9:11.54; 11. JOE KIRBY (HCA WESLEY ATHLETICS) 9:26.02; MATTHEW SABO (NIKE OREGON INTERNATIONAL) NO MARK; TYE VANSCHOIACK (UNATTACHED) NO MARK.

FINAL RESULTS:

3000 M. STEEPLECHASE, MEN: 1. MARC DAVIS (NIKE INT) 8:20.93; 2. MARK CROGHAN (NIKE TRACK CLUB) 8:21.37; 3. BRIAN DIEMER (NIKE INT) 8:22.41; 4. KURT BLACK (WEBER STATE COLLEGE) 8:23.52; 5. TOM NOHILLY (REEBOK RACING CLUB) 8:26.63; 6. KARL VANCALCAR (UN) 8:27.60; 7. DANIEL REESE (U.S. WEST TRACK CLUB) 8:30.07; 8. FRANCIS O'NEILL (KANSAS STATE UNIVERSITY) 8:37.28; 9. DANIEL LOPEZ (ADIDAS TRACK CLUB) 8:40.47; 10. MATT MCGUIRK (UNATTACHED) 8:42.48; 11. HARALD GRAHAM (REEBOK RACING CLUB) 9:02.21; DONOVAN BERGSTROM (UNIV. OF WISCONSIN) NO MARK.

FINAL RESULTS / 20k WALK, MEN: 1. ALLEN JAMES (ATHLETES IN ACTION, USA) 1:29:09.0; 2. JONATHAN MATTHEWS (GOLDEN GATE WALKERS) 1:30:45.0; 3. DOUGLAS FOURNIER (UN) 1:31:25.0; 4. HERMAN NELSON (CLUB NORTHWEST) 1:31:42.0; 5. CURT CLAUSEN (SHORE ATHLETIC CLUB) 1:32:36.0; 6. GARY MORGAN (NEW YORK ATHLETIC CLUB) 1:32:51.0; 7. IAN WHATLEY (POTOMAC VALLEY) 1:34:01.0; 8. ROBERT COLE (REEBOK RACING CLUB) 1:34:03.0; 9. CURTIS FISHER (NEW YORK ATHLETIC CLUB) 1:34:47.0; 10. TIMOTHY SEAMAN (UNIV. OF WISCONSIN-PARKSDE) 1:34:49.0; 11. MARC VARSANO (UN) 1:35:24.0; 12. MARK MANNING (PARKSIDE ATHLETIC CLUB) 1:36:51.0; 13. RAY FUNKHOUSER (SHORE ATHLETIC CLUB) 1:37:21.0; 14. DONALD DE-NOON (UN) 1:38:48.0; 15. JOHN KERFOOT (UN) 1:39:31.0;

16. VANCE GODFREY (ATHLETES IN ACTION, USA) 1:40:06.0; 17. STEVEN PECINOVSKY (U.S. AIR FORCE) 1:42:53.0; DAVE MCGOVERN (NEW YORK AC) NO MARK; DON LAWRENCE (NATURAL SPORT) NO MARK; ANDRZEJ CHYLINSKI (NEW YORK AC) NO MARK; DAVE MARCHESI (ATHLETES IN ACTION, USA) NO MARK.

PRELIM RESULTS:

HIGH JUMP, MEN, SECTION # 1: TONY BARTON (NIKE TRACK CLUB) 2.19; CHARLES AUSTIN (MAZDA TRACK CLUB) 2.19; CAMERON WRIGHT (SOUTHERN ILLINOIS UNIV) 2.19; KEVIN CRIST (FLORIDA STATE UNIVERSITY) 2.19; RICK NOJI (STARS & STRIPES TC) 2.19; STEVE SMITH (INDIANA STATE UNIVERSITY) 2.19; HOLLIS CONWAY (REEBOK RACING CLUB) 2.19; MONTERRIO HOLDER (UNIV. OF TENNESSEE) 2.19; ALLEN DOAKES (UNIV. OF ARKANSAS) 2.19; JEFF WYLIE (ATHLETES IN ACTION, USA) 2.16; BRIAN STANTON (STARS & STRIPES TC) 2.16; RANDY JENKINS (UNIV. OF TENNESSEE) 2.16; MIKE PASCUZZO (SHORE ATHLETIC CLUB) 2.16; KENNY BANKS (UN) 2.16; JOHN MORRIS (UN) 2.16; JAMES SHELTON (ST. AUGUSTINE'S COLLEGE) 2.16; JEFF ROGERS (UN) 2.16; JIM CODY (ASICS INTER) 2.16; BRIAN BROWN (SO CAL CHEETAHS) 2.16; MATTHEW HEMINGWAY (UNIV. OF ARKANSAS) 2.16; DARRIN PLAB (GOLDWIN TC) NO MARK; OTIS WINSTON (OHIO STATE UNIV) NO MARK; BRENT HARKIN (ATHLETES IN ACTION, USA) NO MARK; ALEX ROSEN (GEORGE MASON UNIV) NO MARK; DAN RAATJES (UN) NO MARK; TOM LANGE (LOUISIANA STATE UNIV) NO MARK; MARK REED (HOUSTON TC) NO MARK; DOUG NORDQUIST (ATHLETES IN ACTION/EX-FULLERTON CC) NO MARK; JAKE JACOBY (REEBOK RACING CLUB) NO MARK.

FINAL RESULTS, HIGH JUMP, MEN:

1. HOLLIS CONWAY (REEBOK RACING CLUB) 2.31 (7-7); 2. RICK NOJI (STARS & STRIPES) 2.25 (7-4 3/4); 3. TONY BARTON (NIKE TC) 2.25 (7-4 3/4); 4. RANDY JENKINS (UNIV. OF TENNESSEE) 2.22; 5. MONTERRIO HOLDER (UNIV. OF TENNESSEE) 2.22; 6. ALLEN DOAKES (UNIV. OF ARKANSAS) 2.22; 7. CAMERON WRIGHT (SOUTHERN ILLINOIS UNIV) 2.22; 8. STEVE SMITH (INDIANA STATE UNIVERSITY) 2.22; 9. JEFF ROGERS (UN/EX-CAL) 2.19 (7-2 1/4); 10. JOHN MORRIS (UN/EX-CAL) 2.19 (7-2 1/4); 11. KEVIN CRIST (FLORIDA STATE UNIVERSITY) 2.16; 11. KENNY BANKS (UN) 2.16; 11. BRIAN STANTON (STARS & STRIPES/EX-LONG BEACH CC) 2.16; CHARLES AUSTIN (MAZDA TRACK CLUB) NO MARK.

PRELIM RESULTS:

LONG JUMP, MEN, SECTION # 1:

MICHAEL POWELL (FOOT LOCKER AC/EX-UCLA) 8.83** w: +4.50; ERICK WALDER (UNIV. OF ARKANSAS) 8.32 w: +3.60; ALAN TURNER (NIKE INDIANA) 8.11 w: +3.40; K. STREETE-THOMPSON (MAZDA TRACK CLUB) 8.06 w: +4.40; REGGIE JONES (LOUISIANA STATE UNIV) 8.05 w: +2.90; TONY BARTON (NIKE TC) 8.03 w: +3.00; LARRY MYRICKS (SOUTHERN CAL CHEETAHS) 7.91 w: +2.50; VERNON GEORGE (UNATTACHED) 7.90w: +1.80; KEVIN WILEY (UN) 7.54 w: +3.00; ROLAND MCGHEE (MIDDLE TENNESSEE STATE UNIV) 7.49 w: +4.20; TONY WALTON (UN) NO MARK; NEIL CHANCE (NORTH CAROLINA ST) NO MARK.

LONG JUMP, MEN, SECTION # 2:

JOE GREENE (MAZDA TRACK CLUB) 8.19 w: +2.20; MIKE CONLEY (FOOT LOCKER AC) 8.09 w: +3.00; DIATORI GILDERSLEEVE (UN/LA) 7.85 w: +2.50; DION BENTLEY (UNIV. OF FLORIDA) 7.85 w: +2.20; GORDON MCKEE (REEBOK RACING CLUB) 7.80 w: +3.80; PERCY KNOX, JR. (UN/ANTELOPE VLY HS) 7.74 w: +1.90; NUGUENT COT-

TON (UN) 7.73 w: +2.40; KEITH HOLLEY (UN) 7.72 w: +2.00; DENNIS HARRIS (UN) 7.69 w: +1.70; LAMARK CARTER (UN) 7.66 w: +2.70; TODD TRIMBLE (OHIO STATE UNIVERSITY) 7.49 w: +2.50; DANNIE JACKSON (UN) 7.37 w: +2.20; ANTONIO DAVIS (PENN STATE SPIKED SHOE CLU) 7.28 w: +2.20.

FINAL RESULTS, LONG JUMP, MEN: 1. MICHAEL POWELL (FOOT LOCKER AC) 8.53* w: +2.20 (28-0W, 27-5 1/2 LEGAL); 2. ERICK WALDER (UNIV. OF ARKANSAS) 8.46* w: +3.10 (27-9 1/4W, 27-1 LEGAL); 3. JOE GREENE (MAZDA TRACK CLUB) 8.33 w: +0.90 (27-4); 4. K. STREETE-THOMPSON (MAZDA TRACK CLUB) 8.29 w: +3.50; 5. DION BENTLEY (UNIV. OF FLORIDA) 8.26 w: +2.30; 6. ALAN TURNER (NIKE INDIANA) 8.08 w: +2.00; 7. MIKE CONLEY (FOOT LOCKER TRACK CLUB) 8.08 w: +3.00; 8. REGGIE JONES (LOUISIANA STATE UNIVERSITY) 7.94 w: +2.50; TONY BARTON (NIKE TRACK CLUB) 7.75 w: +2.40; DIATORI GILDERSLEEVE (UN) 7.74 w: +4.50; LARRY MYRICKS (SOUTHERN CAL CHEETAHS) 7.68 w: +3.10; VERNON GEORGE (UNA) 7.47 w: +3.90.

PRELIM RESULTS:

TRIPLE JUMP, MEN, SECTION # 1: MICHAEL HARRIS (UN) 16.85 w: +4.10; MIKE CONLEY (FOOT LOCKER AC) 16.67 w: +6.30; LAMARK CARTER (UN) 16.45w: +2.50; TOMMIE CAMPBELL (UNIV. OF RHODE ISLAND) 16.06 w: +3.80; LARRY STREETER (NIKE INDIANA) 15.88 w: +2.90; DANTE MCGREW (KANSAS STATE UNIV) 15.86 w: +4.10; GREG HARPER (GOLDWIN TRACK CLUB) 15.62 w: +4.90; BRYAN DELSITE (SYRACUSE UNIVERSITY) 15.51 w: +3.70; ERIC LANCELIN (NORTHWESTERN STATE UNIV.) 15.36 w: +2.20.

TRIPLE JUMP, MEN, SECTION # 2: REGGIE JONES (LOUISIANA STATE UNIV) 16.68 w: +2.80; TYRONE SCOTT (ACCUSPLIT SPORTS/EX-MESA VERDE HS. CITRUS HTS) 16.43 w: +3.30; CHARLES ROGERS (UCLA) 16.34 w: +3.00; RICARDO HALL (PENN STATE SPIKED SHOE CLU) 15.88 w: +1.60; KEITH HOLLEY (UNATTACHED) 15.75 w: +2.50; RICH THOMPSON (NIKE SOUTH) 15.63; JACK SULLIVAN (NIKE INDIANA) 15.51 w: +2.80; ROBERT OLESEN (UN) 15.51 w: +2.20; MICHAEL PULLINS (UN) NO MARK.

TRIPLE JUMP, MEN, SECTION # 3: KENNY HARRISON (MIZUNO TRACK CLUB) 16.85 w: +3.50; RAYMOND KIMBLE (UN/EX-CHABOT CC) 16.47 w: +3.20; CLIFTON ETHERIDGE (GOLDWIN TC) 16.41 w: +2.70; TYRELL TAITT (NORTH CAROLINA STATE UNIV.) 16.17 w: +2.80; ROBERT CANNON (STARS & STRIPES TC) 16.14 w: +2.30; CHARLIE SIMPKINS (MIZUNO TC) 16.11 w: +2.10; ANTONIO DAVIS (PENN STATE SPIKED SHOE CLU) 15.93 w: +1.30; HILLARY MILLER (SACRAMENTO TC) 15.55 w: +3.20; GARY JOHNSON (UN) NO MARK.

FINAL RESULTS:

TRIPLE JUMP, MEN:

1. MIKE CONLEY (FOOT LOCKER AC) 17.69* w: +4.20 (58-0 1/2W, 56-3 3/4 LEGAL); 2. KENNY HARRISON (MIZUNO TC) 17.27 w: +2.00 (56-8); 3. REGGIE JONES (LOUISIANA STATE UNIV) 17.04 w: +2.30 (55-11W, 54-2 LEGAL); 4. RAYMOND KIMBLE (UN) 16.97 w: +2.90 (55-8 1/4W, 52-11 LEGAL); 5. MICHAEL HARRIS (UN) 16.77w: +1.40; 6. TYRONE SCOTT (ACCUSPLIT SPORTS) 16.75 w: +4.60 (54-11 1/2W, 54-0 LEGAL); 7. CHARLIE SIMPKINS (MIZUNO TRACK CLUB) 16.71 w: +3.40; 8. LAMARK CARTER (UN) 16.51 w: +2.50; CHARLES ROGERS (UCLA) 16.35 w: +2.10 (53-7 3/4W); ROBERT CANNON (STARS & STRIPES TRACK CLUB/LONG BEACH) 16.32 w: +1.30 (53-6 1/2); CLIFTON ETHERIDGE (GOLDWIN TRACK CLUB) 16.32 w: +1.70; TYRELL TAITT (NORTH CAROLINA STATE UNIV.) 15.89 w: +4.00.

MEET SPOTLIGHT

PRELIM RESULTS:

SHOT PUT, MEN, SECTION # 1: RANDY BARNES (UN) 20.27; KEVIN TOTH (NIKE TC) 20.03; BRENT NOON (UN/EX-FALLBROOK HS) 19.41; JOHN GODINA (UCLA) 19.26; GREG TAFRALIS (UN/EX-SKYLINE CC) 19.22; KEVIN COLEMAN (UN) 18.76; RICHARD LYLE (UNIV. OF MISSOURI) 18.00; PAUL CONLIN (UN) 18.00.

SHOT PUT, MEN, SECTION # 2: MICHAEL STULCE (UN) 20.44; JAMES DOEHRING (REEBOK RC/EX-SAN JOSE ST) 19.83; COTTRELL HUNTER (U.S. WEST TRACK CLUB) 19.42; CHRIS VOLGENAU (GOLDWIN TC) 19.41; RON WILLIS (UNIV. OF SO CAROLINA) 17.84; RONALD MCKEE (UN/EX-CS NORTHRIDGE) 17.52; ROB CARLSON (UNIV. OF TENNESSEE) 17.47; STEVEN ALBERT (AMERICAN BIG GUYS) 17.39; SCOTT PETERSON (LOUISIANA STATE UNIV) 17.15.

FINAL RESULTS, SHOT PUT, MEN: 1. RANDY BARNES (UN) 21.28 (69-9 3/4); 2. MICHAEL STULCE (UN) 21.14 (69-4 1/4); 3. KEVIN TOTH (NIKE TRACK CLUB) 20.30 (69-4 1/4); 4. COTTRELL HUNTER (U.S. WEST TRACK CLUB) 20.15; 5. JAMES DOEHRING (REEBOK RACING CLUB) 20.13; (66-0 1/2) 6. BRENT NOON (UN) 20.12 (66-0 1/4); 7. CHRIS VOLGENAU (GOLDWIN TC) 19.36; 8. JOHN GODINA (UCLA) 19.19 (62-11 1/2); GREG TAFRALIS (UN) 18.30 (60-0 1/2); KEVIN COLEMAN (UN) 18.14; PAUL CONLIN (UN) 17.88; RICHARD LYLE (UNIV. OF MISSOURI) 17.84.

PRELIM RESULTS:

JAVELIN, MEN, SECTION # 1: TOM PUKSTYS (NEW YORK AC) 77.46; MICHAEL BARNETT (NEW YORK AC/EX-AZUSA PACIFIC) 75.46; EDWARD KAMINSKI (STARS & STRIPES TC) 75.24; ERIK SMITH (UCLA) 74.78; TY SEVIN (TEXAS A & M.) 71.60; TODD RIECH (UN/EX-FRESNO ST) 68.52; MARCO MONTOYA (U.S. ARMY) 62.88; MIKE SCHMIDT (UN) NO MARK.

JAVELIN, MEN, SECTION # 2: BRIAN KEANE (WESTERN MICHIGAN UNIV.) 74.10; JASON BENDER (STARS & STRIPES TC/EX-UCLA) 72.54; ART SKIPPER (NIKE OREGON INTER) 70.74; DAVE JOHNSON (REEBOK RACING CLUB/EX-AZUSA PACIFIC) 70.18; JOHN TAYLOR (BROWN UNIV) 68.62; GARRETT NOEL (STARS & STRIPES TC) 68.52; MICHAEL RENGER (UN) 66.54; GERARD LANGLOIS (SHORE AC) 64.66; CRAIG STUKING (CLUB NW) 63.50.

FINAL RESULTS, JAVELIN, MEN: 1. TOM PUKSTYS (NEW YORK AC) 83.06** (272-6); 2. ART SKIPPER (NIKE OREGON INT) 76.60 (251-4); 3. EDWARD KAMINSKI (STARS & STRIPES TC) 73.12 (239-11); 4. MICHAEL BARNETT (NEW YORK AC) 72.96 (239-4); 5. TY SEVIN (TEXAS A & M UNIVERSITY) 72.36; 6. ERIK SMITH (UCLA) 71.58 (234-10); 7. JASON BENDER (STARS & STRIPES TC) 70.52 (234-10); 8. DAVE JOHNSON (REEBOK RACING CLUB) 70.04 (229-9); JOHN TAYLOR (BROWN UNIVERSITY) 69.74; TODD RIECH (UN) 68.92 (226-1); BRIAN KEANE (WESTERN MICHIGAN UNIV.) 66.54; GARRETT NOEL (STARS & STRIPES TC/CS NORTHRIDGE) 60.50 (198-6).

PRELIM RESULTS:

HAMMER THROW, MEN, SECTION # 1: JAMES DRISCOLL (UN) 73.32; DAVID POPEJOY (UN) 65.52; DAVID PADDISON (LOUISIANA STATE UNIVERSITY) 64.28; DARREN ZAYLOR (AMERICAN BIG GUYS) 63.78; SCOTT SARGEANT (UN) 62.32; DAVID LUNDE (SACRAMENTO TC) 61.76; DAMIAN LUPER (UNIV. OF CALIFORNIA) 60.56; JAN DESOTO (SACRAMENTO TC) 60.42; TOM MICK (UNIV. OF CHICAGO TC) 58.72; RON WILLIS (UNIV. OF SOUTH CAROLINA) 58.06; MARK OLSON (MONTANA STATE UNIV) 54.80; MATT QUINN (INDIANA STATE UNIV) NO MARK.

HAMMER THROW, MEN, SECTION # 2: LANCE DEAL (NEW YORK AC) 77.42; KEVIN MCMAHON (UN/EX-BELLARMINE HS, SAN JOSE) 66.42; BRIAN MURER (SO METHODIST UNIV.) 66.00; JOHN THOMAS (SACRAMENTO TC) 64.96; JOHN WALKER (BOSTON AA) 63.60; DAVID DEBUS (SACRAMENTO TC) 63.22; MICHAEL HOWELL (WM & MARY COLLEGE) 61.64; JOHN O'CONNOR (AMERICAN BIG GUYS) 59.30; DAVID MCKENZIE (SACRAMENTO TC) 59.22; MARVIN WILLIAMS (UN) 58.26; EDWARD MCCABE (BOSTON AA) NO MARK.

HAMMER THROW, MEN, SECTION # 3: LOUIS CHISARI (NEW YORK AA) 67.64; STEVE DERING (NIKE OREGON INTER) 65.42; HORATIO GARCIA (STARS & STRIPES TC) 63.42; RICKY VAUGHN (AMERICAN BIG GUYS) 62.88; PATRICK EGAN (UNATTACHED) 62.70; REED PARKS (UN) 60.28; KENNETH NORLEN (SACRAMENTO TC) 59.64; SCOTT MCGEE (NIKE OREGON INTER) NO MARK; BRIAN BURKHART (UN) NO MARK; JASON MASTERSON (UN) NO MARK; KENNETH FLAX (NIKE TRACK CLUB) NO MARK.

FINAL RESULTS, HAMMER THROW, MEN:

1. LANCE DEAL (NEW YORK AA) 78.10 (256-3); 2. JAMES DRISCOLL (UN) 71.74 (235-4); 3. KEVIN MCMAHON (UN) 68.86 (225-11); 4. DAVID POPEJOY (UN) 68.70 (225-5); 5. BRIAN MURER (SO METHODIST UNIV.) 68.50; 6. LOUIS CHISARI (NEW YORK ATHLETIC CLUB) 67.64; 7. STEVE DERING (NIKE OREGON INTER) 65.68; 8. JOHN WALKER (BOSTONATHLETIC ASSOC.) 64.24; 9. JOHN THOMAS (SACRAMENTO TC) 63.54(208-5); HORATIO GARCIA (STARS & STRIPES TC) 62.52; DAVID PADDISON (LOUISIANA STATE UNIV) 61.58; DARREN ZAYLOR (AMERICAN BIG GUYS) 59.54.

PRELIM RESULTS:

POLE VAULT, MEN, SECTION # 1: JIM DRATH (UN/EX-FRESNO ST.) 5.50; SCOTT HUFFMAN (MIZUNO TC) 5.50; BILL PAYNE (NIKE TC) 5.50; BRENT BURNS (MIZUNO TC/EX-CAL) 5.50; TIM BRIGHT (MIZUNO TC/EX-SOQUEL HS) 5.50; DEAN STARKEY (REEBOK RACING CLUB/EX-LOGAN HS) 5.50; JUSTIN DALER (UNIV. OF TENNESSEE) 5.50; MARK BUSE (INDIANA UNIV) 5.50; MIKE HOLLOWAY (HOUSTON TC) 5.50; WILLIAM DEERING (M-F AC) 5.50; GARTH WILLARD (CLUB NW) 5.50; KORY TARPENNING (NIKE INTER) 5.50; PATRICK MANSON (GOLDWIN TC) 5.50; SCOTT HENNING (UN) 5.50; GREG DUPLANTIS (REEBOK RC) 5.50; DAN BURTON (NIKE INDIANA) 5.45; KEVIN BROWN (MAZDA TC) 5.40; RON JOHNSON (CLUB NW) 5.40; NICK HYSONG (ARIZONA STATE UNIVERSITY) 5.40; DAVID COX (FRESNO STATE UNIV) 5.40; STEVEN BRIDGES (UNIV. OF ILLINOIS) 5.40; JEFFREY BRAY (MAZDA TC) 5.40; TIMOTHY CANFIELD (NIKE OREGON INTER) NO MARK; TIM MCMICHAEL (ATHLETES IN ACTION, USA) NO MARK; SCOTT KRUPILSKI (KEISER TRACK CLUB/EX-FRESNO ST) NO MARK; PAUL BENAVIDES (UNATTACHED) NO MARK; JEFF HARTWIG (UNATTACHED) NO MARK; SCOTTY MILLER (UNATTACHED) NO MARK; JON KELLEY (ARKANSAS STATE UNIV) NO MARK; MAMADOU JOHNSON (UNIV. OF PENN) NO MARK; DOUG FRALEY (REEBOK RACING CLUB/EX-FRESNO ST.) NO MARK; LAWRENCE JOHNSON (UNIV. OF TENN) NO MARK; ADAM SMITH (UNIV. OF TENN) NO MARK; ANTHONY CURRAN (STARS & STRIPES TC/EX-UCLA) NO MARK; GREG WEST (REEBOK RC) NO MARK.

FINAL RESULTS, POLE VAULT, MEN:

1. SCOTT HUFFMAN (MIZUNO TC) 5.70 (18-8 1/4); 2. DEAN STARKEY (REEBOK RC) 5.70 (18-8 1/4); 3. MIKE HOLLOWAY (HOUSTON TC) 5.65 (18-8 1/2); 4. PATRICK MANSON (GOLDWIN TC) 5.60; 5. KORY TARPENNING (NIKE INTER) 5.55; 6. GREG DUPLANTIS (REEBOK RAC-

ING CLUB) 5.55; 7. BILL PAYNE (NIKE TC) 5.55; 8. GARTH WILLARD (CLUB NW) 5.50; 9. MARK BUSE (INDIANA UNIV) 5.50; 9. SCOTT HENNING (UN) 5.50; 11. WILLIAM DEERING (M-F ATH CLUB) 5.50; 12. BRENT BURNS (MIZUNO TC) 5.40 (17-8 1/2); 13. JUSTIN DALER (UNIV. OF TENN) 5.40; JIM DRATH (UN) NO MARK; TIM BRIGHT (MIZUNO TC) NO MARK.

PRELIM RESULTS:

DISCUS, MEN, SECTION # 1: MICHAEL GRAVELLE (UN/EX-SKYLINE CC) 60.34; ANTHONY WASHINGTON (MAZDA TC) 59.84; ADAM SETLIFF (STARS & STRIPES TC) 58.86; RANDY HEISLER (NIKE INDIANA) 58.66; KEVIN FITZPATRICK (STARS & STRIPES TC) 58.64; MIKE BUNCIC (UN/SAN JOSE) 57.98; RICK MEYER (HOUSTON TC) 57.88; JAMES SEIFERT (SHORE AC) 57.26; ANDREW MEYER (UN) 56.56; LEE WALKER (UNATTACHED) 55.46; JOHN GODINA (UCLA) 54.40.

DISCUS, MEN, SECTION # 2: GREGG HART (INDIANA UNIV) 57.92; STEVE MUSE (UN) 57.32; BRENT PATERA (NEW YORK AC) 56.36; JOHN WIRTZ (CAL) 55.72; MARTIN PERKINS (U.S. ARMY) 54.92; GARY KIRCHHOFF (USC) 54.58; DERRICK FARRELL (LOUISIANA STATE UNIV) 54.10; LANCE DAVENPORT (UN) 53.26; MICHAEL MIELKE (U.S. ARMY) 51.68; TODD WILSON (CLUB NORTHWEST) 51.36.

FINAL RESULTS, DISCUS, MEN: 1. ANTHONY WASHINGTON (MAZDA TC) 63.24 (207-6); 2. MIKE BUNCIC (UN) 61.72 (202-6); 3. MICHAEL GRAVELLE (UNATTACHED) 61.12 (200-6); 4. STEVE MUSE (UN) 59.92; 5. RICK MEYER (HOUSTON TC) 59.86; 6. RANDY HEISLER (NIKE INDIANA) 59.74; 7. ADAM SETLIFF (STARS & STRIPES TC) 57.62; 8. ANDREW MEYER (UN) 57.52; KEVIN FITZPATRICK (STARS & STRIPES TC) 57.06; JAMES SEIFERT (SHORE AC) 56.76; BRENT PATERA (NEW YORK AC) 56.56; GREGG HART (INDIANA UNIV) 54.48.

FINAL RESULTS:

DECATHLON: 1. DAN O'BRIEN 8331 (10.72, 24-9, 51-10 1/2, 6-10 1/4, 48.82, 14.01, 143-10, 16-6 3/4, 190-3, 5:09.41); 2. STEVE FRITZ 8176w (10.80, 24-2 1/2, 44-9 1/2, 6-6 3/4, 49.41, 14.03w, 141-1, 15-11, 201-0, 4:37.89); 3. ROB MUZZIO 8057 (11.25, 23-5 1/2, 51-11 3/4, 6-4 1/4, 50.27, 14.45, 158-3, 15-7 1/2, 4:35.70); 5. SHELDON BLOCKBURGER (EX-ORANGE COAST CC) 8020w (10.89, 23-8/3/4, 48-10, 6-10 1/4, 49.98, 14.49w, 126-10, 15-3, 194-11, 4:37.02); 9. CHRIS HUFFINS (CAL) 7726 (10.77, 24-1 1/2, 44-3 1/2, 6-3, 49.02, 14.25, 149-10, 13-7 1/4, 193-0, 5:04.51); 10. CHRIS WILCOX (EX-CSLA) 7617 (10.75, 22-11, 47-8, 6-6 3/4, 49.32, 14.98, 135-2, 14-7 1/4, 158-10, 4:48.36); 12. RICK SCHWIEGER (GRAND TERRACE) (11.20, 22-7 3/4, 43-7 1/4, 6-9, 50.11, 14.90, 131-7, 14-7 1/4, 156-2, 4:51.40); 13. JACK HOYT (EX-VALLEY CHRISTIAN HS, PORTOLA VLY) 7355 (11.49, 22-11 1/4, 44-0, 6-5 1/2, 50.96, 14.94, 145-11, 14-7 1/4, 170-6, 4:57.66); MIKE GONZALES (EX-USC) DNF (11.83, 19-5, dnc).

WOMEN

PRELIM RESULTS:

100 METER DASH, WOMEN, SECTION # 1: 1. ESTHER JONES (NIKE INTER) 11.31 w: +2.30; 2. CHERYL TAPLIN (LOUISIANA STATE UNIV) 11.33; 3. CHRYSTE GAINES (UN/EX-STANFORD) 11.34; 4. FLIRTISHA HARRIS (SETON HALL UNIV) 11.48; 5. ALICE BROWN (SO CAL CHEETAHS/EX-CS NORTHRIDGE) 11.50; EVELYN ASHFORD (MAZDA TC) NO MARK.

100 METER DASH, WOMEN, SECTION # 2: 1. GAIL DE-

MEET SPOTLIGHT

VERS (NIKE INTER/EX-UCLA) 10.92* w: +4.20; 2. HOLLI HYCHE (INDIANA STATE UNIV) 10.93*; 3. MICHELLE FINN (SANTA MONICA TC) 11.08*; 4. TERESA NEIGHBORS (HOUSTON TC) 11.25; 5. CRYSTAL BRADDOCK (UNIV. OF TEXAS-AUSTIN) 11.43; 6. NATASHA REYNOLDS (SETON HALL UNIV) 11.71;

100 METER DASH, WOMEN, SECTION # 3: 1. GWEN TORRENCE (MAZDA TC) 11.18 w: +3.80; 2. WENDY VEREEN (GOLDWIN TC) 11.19; 3. SHEILA ECHOLS (UN) 11.21; 4. C. GUIDRY-WHITE (NIKE INTER) 11.24; 5. KIMBERLY GRAHAM (CLEMSON UNIV) 11.57; 6. TAMARA CUFFEE (GEORGE MASON UNIV) 11.78.

SEMI RESULTS:

100 METER DASH, WOMEN, SECTION # 1: 1. MICHELLE FINN (SANTA MONICA TC) 11.06* w: +2.60; 2. GWEN TORRENCE (MAZDA TC) 11.09; 3. TERESA NEIGHBORS (HOUSTON TC) 11.19; 4. CHERYL TAPLIN (LOUISIANA STATE UNIVERSITY) 11.30; 5. ESTHER JONES (NIKE INTER) 11.33; 6. C. GUIDRY-WHITE (NIKE INTER) 11.40; 7. FLIRTISHA HARRIS (SETON HALL UNIV) 11.47; 8. KIMBERLY GRAHAM (CLEMSON UNIVERSITY) 11.60.

100 METER DASH, WOMEN, SECTION # 2: 1. GAIL DEVERS (NIKE INTER) 11.05* w: +2.30; 2. HOLLI HYCHE (INDIANA STATE UNIV) 11.14; 3. WENDY VEREEN (GOLDWIN TC) 11.26; 4. SHEILA ECHOLS (UN) 11.27; 5. CHRYSTE GAINES (UN) 11.30; 6. ALICE BROWN (SOCAL CHEETAHS) 11.43; 7. CRYSTAL BRADDOCK (UNIV. OF TEXAS-AUSTIN) 11.47; 8. NATASHA REYNOLDS (SETON HALL UNIV) 11.82.

FINAL RESULTS:

100 METER DASH, WOMEN: 1. GAIL DEVERS (NIKE INT) 10.82** w: +2.20; 2. GWEN TORRENCE (MAZDA TC) 11.03*; 3. MICHELLE FINN (SANTA MONICA TC) 11.07*; 4. WENDY VEREEN (GOLDWIN TC) 11.13; 5. SHEILA ECHOLS (UN) 11.14; 6. HOLLI HYCHE (INDIANA STATE UNIV) 11.18; 7. CHERYL TAPLIN (LOUISIANA STATE UNIV) 11.19; 8. TERESA NEIGHBORS (HOUSTON TC) 11.24.

PRELIM RESULTS:

200 METER DASH, WOMEN, SECTION # 1: 1. GWEN TORRENCE (MAZDA TC) 22.70 w: +1.60; 2. CHRYSTE GAINES (UN) 22.81; 3. MICHELLE FINN (SANTA MONICA TC) 23.01; 4. ESTHER JONES (NIKE INT) 23.12; 5. CRYSTAL BRADDOCK (UNIV. OF TEXAS-AUSTIN) 23.33; HOLLI HYCHE (INDIANA STATE UNIV) NO MARK; DYAN WEBBER (UN) NO MARK.

200 METER DASH, WOMEN, SECTION # 2: 1. DANNETTE YOUNG (REEBOK RC) 22.44* w: +3.50; 2. C. GUIDRY-WHITE (NIKE INT) 22.76; 3. FLIRTISHA HARRIS (SETON HALL UNIV) 22.86; 4. KIMBERLY GRAHAM (CLEMSON UNIV) 22.92; 5. WENDY VEREEN (GOLDWIN TC) 22.95; 6. TERESA NEIGHBORS (HOUSTON TC) 23.41; 7. SHERYL COVINGTON (FLORIDA STATE UNIV) 23.43.

FINAL RESULTS:

200 METER DASH, WOMEN: 1. GWEN TORRENCE (MAZDA TC) 22.57 w: +2.40; 2. DANNETTE YOUNG (REEBOK RC/CANOVA PARK) 22.68; 3. MICHELLE FINN (SANTA MONICA TC) 22.81; 4. FLIRTISHA HARRIS (SETON HALL UNIVERSITY) 22.99; 5. WENDY VEREEN (GOLDWIN TC) 23.04; 6. KIMBERLY GRAHAM (CLEMSON UNIV) 23.09; 7. CHRYSTE GAINES (UN/EX-STANFORD) 23.19; 8. C. GUIDRY-WHITE (NIKE INT) 23.21.

PRELIM RESULTS:

400 METER DASH, WOMEN, SECTION # 1: 1. MAICEL MALONE (MAZDA TC) 52.09; 2. ROCHELLE STEVENS (MAYBELLINE) 52.42; 3. LILLIE LEATHERWOOD (REEBOK RC) 52.84; 4. CAMARA JONES (OREGON TRACK CLUB) 52.98; 5. KIM MITCHELL (UNIV. OF FLORIDA) 53.65; 6.

HEATHER VANNORMAN (LOUISIANA STATE UNIV) 53.81; 7. DENISE MITCHELL (UN) 53.82.

400 METER DASH, WOMEN, SECTION # 2:

1. KENDRA MACKKEY (MAZDA TC) 52.29; 2. TERRI DENDY (ANDERSON INT) 52.78; 3. N. KAISER-BROWN (SO CAL CHEETAHS) 52.80; 4. CRYSTAL IRVING (ATOMS TC/EX-LONG BEACH CC) 52.90; 5. STEFFANIE SMITH (GEORGETOWN UNIV) 53.41; 6. YOLANDA MACKKEY (NIKE SOUTH) 53.65; 7. JANEEN JONES (GEORGIA TECH.) 54.41; 8. SHARLENE MILWOOD (UN) 54.70.

400 METER DASH, WOMEN, SECTION # 3:

1. JEAN MILES (REEBOK RACING CLUB) 52.27; 2. MICHELE COLLINS (UNATTACHED) 52.93; 3. YOULANDA WARREN (LOUISIANA STATE UNIV) 52.96; 4. NELRAE PASHA (GEORGIA TECH.) 52.98; 5. TANYA DOOLEY (FRESNO STATE UNIV) 53.22; 6. YVETTE COLE (UN) 54.86; SHANEQUA CAMPBELL (ARIZONA STATE UNIV) NO MARK.

SEMI RESULTS:

400 METER DASH, WOMEN, SECTION # 1: 1. MAICEL MALONE (MAZDA TC) 51.83; 2. TERRI DENDY (ANDERSON INT) 51.97; 3. ROCHELLE STEVENS (MAYBELLINE) 52.43; 4. YOULANDA WARREN (LOUISIANA STATE UNIV) 52.57; 5. LILLIE LEATHERWOOD (REEBOK RACING CLUB) 53.11; 6. YOLANDA MACKKEY (NIKE SOUTH) 53.28; 7. CAMARA JONES (OREGON TC) 53.33; 8. TANYA DOOLEY (FRESNO STATE UNIV) 53.65.

400 METER DASH, WOMEN, SECTION # 2: 1. JEAN MILES (REEBOK RC) 51.16; 2. N. KAISER-BROWN (SO CAL CHEETAHS) 51.48; 3. MICHELE COLLINS (UN) 51.59; 4. KENDRA MACKKEY (MAZDA TC) 51.87; 5. CRYSTAL IRVING (ATOMS TC) 52.45; 6. NELRAE PASHA (GEORGIA TECH.) 52.89; 7. STEFFANIE SMITH (GEORGETOWN UNIV) 53.06; 8. KIM MITCHELL (UNIV. OF FLORIDA) 54.26.

FINAL RESULTS:

400 METER DASH, WOMEN: 1. JEAN MILES (REEBOK RC) 50.43; 2. N. KAISER-BROWN (SO CAL CHEETAHS) 50.93; 3. MICHELE COLLINS (UN) 51.77; 4. YOULANDA WARREN (LOUISIANA STATE UNIVERSITY) 52.13; 5. MAICEL MALONE (MAZDA TRACK CLUB) 52.21; 6. TERRI DENDY (ANDERSON INT) 52.40; 7. ROCHELLE STEVENS (MAYBELLINE) 52.56; 8. KENDRA MACKKEY (MAZDA TC) 54.80.

PRELIM RESULTS:

800 METER RUN, WOMEN, SECTION # 1: 1. JOETTA CLARK (FOOT LOCKER AC) 2:02.51; 2. AMY WICKUS (UNIV. OF WISCONSIN) 2:03.17; 3. DEBBIE MARSHALL (TINLEY) 2:03.52; 4. SARAH RENK (UNIV. OF WISCONSIN) 2:03.76; 5. NEKITA BEASLEY (ATOMS TC) 2:04.07; 6. CYNTHIA BAYLES (NEW BALANCE TRACK CLUB) 2:06.54; 7. JILL STAMISON (WESTERN MICHIGAN UNIV.) 2:07.15; 8. RENEE MANFREDI (SACRAMENTO TC) 2:07.50.

800 METER RUN, WOMEN, SECTION # 2: 1. MEREDITH RAINEY (NIKE BOSTON/SAN LUIS OBISPO) 2:03.51; 2. JULIE JENKINS-DONLEY (REEBOK RC) 2:03.92; 3. NICOLE TETER (NIKE COAST TC/EX-WEST VALLEY HS, COTONWOOD) 2:04.13; 4. KIM TONEY (MAZDA TC/EX-ATASCADERO HS) 2:05.09; 5. DEBBIE DUPLAY (KENT STATE UNIV) 2:05.24; 6. SHOLA LYNCH (FOOT LOCKER AC) 2:05.61; 7. GENESIA EDDINS (BOSTON AA) 2:07.59; 8. KIM SHERMAN (UNIV. OF WISCONSIN) 2:08.81.

FINAL RESULTS:

800 METER RUN, WOMEN: 1. JOETTA CLARK (FOOT LOCKER AC) 2:01.47; 2. AMY WICKUS (UNIV. OF WISCONSIN) 2:02.22; 3. JULIE JENKINS-DONLEY (REEBOK

RACING CLUB) 2:02.23; 4. MEREDITH RAINEY (NIKE BOSTON) 2:02.27; 5. SARAH RENK (UNIV. OF WIS) 2:03.49; 6. NEKITA BEASLEY (ATOMS TC) 2:03.72; 7. DEBBIE MARSHALL (TINLEY) 2:04.17; 8. NICOLE TETER (NIKE COAST TC) 2:04.98.

PRELIM RESULTS:

1500 METER RUN, WOMEN, SECTION # 1: 1. ANNETTE PETERS (NIKE TC) 4:19.51; 2. SUZY HAMILTON (REEBOK RC) 4:19.76; 3. DARCY ARREOLA (NIKE COAST TC/EX-CS NORTHRIDGE) 4:19.78; 4. SHELLY STEELY (MIZUNO TC) 4:19.82; 5. JULIE SPEIGHTS (ASICS INT) 4:19.95; 6. JASMIN JONES (ADIDAS TC) 4:20.00; 7. KELLY RABUSH (ASICS INT) 4:20.66; 8. LAUREN GUBICZA (FORDHAM UNIV) 4:21.20; 9. JANE BROOKER (ATHLETES IN ACTION, USA) 4:21.25; 10. PATTY LEY (UN) 4:27.13; MICHELLE DIMURO (MOUNTAIN WEST TC) NO MARK.

1500 METER RUN, WOMEN, SECTION # 2: 1. ALISA HILL (FOOT LOCKER AC/UPLAND) 4:15.56; 2. REGINA JACOBS (MIZUNO TC/EX-STANFORD) 4:15.93; 3. GINA PROCACCIO (SALLIE MAE TC) 4:16.14; 4. C. GROENENDAAL (SANTA MONICA TC) 4:16.42; 5. KATHLEEN FRANNEY (REEBOK RC) 4:16.61; 6. KRISTIN SEABURY (NIKE BOSTON) 4:16.71; 7. POLLY PLUMER (NIKE COAST TC) 4:19.12; 8. CECI ST.GEME (ASICS INT/EX-STANFORD) 4:20.52; 9. JENNIFER BRAVARD (WASHINGTON ST UNIV.) 4:21.01; AARONDA WATSON (GEORGETOWN UNIV) NO MARK.

FINAL RESULTS:

1500 METER RUN, WOMEN: 1. ANNETTE PETERS (NIKE TC) 4:11.53; 2. ALISA HILL (FOOT LOCKER AC) 4:12.43; 3. GINA PROCACCIO (SALLIE MAE TC) 4:12.51; 4. SUZY HAMILTON (REEBOK RC) 4:12.73; 5. KATHLEEN FRANNEY (REEBOK RC) 4:13.54; 6. DARCY ARREOLA (NIKE COAST TC) 4:14.04; 7. KRISTIN SEABURY (NIKE BOSTON) 4:16.70; 8. C. GROENENDAAL (SANTA MONICA TC) 4:18.53; 9. SHELLY STEELY (MIZUNO TC) 4:19.30; 10. POLLY PLUMER (NIKE COAST TC/EX-UCLA) 4:19.99; 11. REGINA JACOBS (MIZUNO TC) 4:20.00; 12. JULIE SPEIGHTS (ASICS INT) 4:20.52.

FINAL RESULTS:

3000 METER RUN, WOMEN: 1. ANNETTE PETERS (NIKE TC) 8:48.59; 2. SHELLY STEELY (MIZUNO TC) 8:52.99; 3. SHEILA CARROZZA (RUN-TEX RACING TEAM) 8:55.03; 4. GINA PROCACCIO (SALLIE MAE TC) 8:56.80; 5. KATHLEEN FRANNEY (REEBOK RC) 9:02.17; 6. ELIZABETH JOHNSON (MIZUNO TC) 9:04.41; 7. CLARE EICHNER (UNIV. OF WISCONSIN) 9:05.93; 8. ROSALIND TAYLOR (SALLIE MAE TC) 9:06.41; 9. LIZ WILSON (NIKE OREGON INT) 9:06.47; 10. KATY MCCANDLESS (REEBOK RC/EX-CATILLEJA HS, PALO ALTO) 9:10.11; 11. LAUREN GUBICZA (FORDHAM UNIV) 9:11.59; 12. FRAN TENBENSEL (UNIV. OF NEBRASKA) 9:12.87; 13. LAURA MYKYTOK (ASICS INT) 9:19.30; 14. CATHY PALACIOS (ASICS INT) 9:20.00; 15. ERYN FORBES (UN) 9:28.21; 16. KATHERINE FONSHOLL (NIKE BOSTON) 9:28.70; 17. BUFFY RABBITT (NIKE COAST TC/EX-UC IRVINE) 9:56.94; 18. CARLA BOROVICKA (ASICS INT) 10:05.42.

FINAL RESULTS:

5000 METER RUN, WOMEN: 1. CHRISTINE MCNAMARA (UN) 16:11.85; 2. CARMEN TRONCOSO (NIKE TEXAS) 16:24.29; 3. KATHERINE FONSHOLL (NIKE BOSTON) 16:27.30; 4. HEATHER SHUTT-WARNER (UNIV. OF ALABAMA) 16:32.26; 5. MARIA PAZARENTZOS (REEBOK RC) 16:33.85; 6. AMY LEGACKI (NIKE INDIANA) 16:34.39; 7. STACIA PREY (NIKE BOSTON) 16:36.72; 8. SHELLEY TAYLOR (UNIV. OF ARKANSAS/EX-EDISON

MEET SPOTLIGHT

HS) 16:41.44; 9. KIM SADDIC (NIKE-RUNNING ROOM) 16:45.84; 10. THERESE BROWN (BOSTON AA) 16:46.84; 11. MICHELLE BYRNE (NIKE COAST TC) 16:47.89; 12. MICHELE BURESH (MOUNTAIN WEST TRACK CLUB) 16:50.81; 13. TANIA FISCHER (SANTA MONICA TC/EX-CANOGA PARK) 16:52.19; 14. CHRISTINE BOYD (UN/EX-MISSION BAY HS, SAN DIEGO) 16:53.35; 15. MELISSA JOHNSON (REEBOK RC) 16:54.69; 16. STAGIE HOITINK (CLUB NORTHWEST) 16:57.44; 17. JANICE BROWN (NIKE BOSTON) 17:02.29; 18. ROBYN BERRY (GREATER SAN FRANCISCO TC) 17:03.36; 19. SUSANNAH BECK (UN) 17:04.20; 20. JANICKA PETERSEN (CLUB NORTHWEST) 17:06.36; 21. BETSY SCHMID (NEW BALANCE TC) 17:07.08; 22. LUCY NUSRALA (UN) 17:14.09; 23. ANDREA JOHNSON (NIKE SOUTH) 17:19.29; 24. LAURI MORENO-ROCH (MOUNTAIN WEST TC) 17:37.28; 25. THERESA STELLING (UNIV. OF NEBRASKA) 17:49.93; LAURA LAMENA-COLL (REEBOK RACING CLUB) NO MARK; LIZ WILSON (NIKE OREGON INT) NO MARK; NICOLE WOODWARD (OREGON TC) NO MARK.

PRELIM RESULTS:

100 METER HURDLES, WOMEN, SECTION # 1: 1. L. MARTIN-FLOREAL (REEBOK RC) 12.81* w: +3.80; 2. MARSHA GUALDO (NIKE COAST TC/CSLA) 12.92; 3. MONIFA TAYLOR (UNIV. OF FLORIDA) 13.07; 4. DORIS WILLIAMS (GOLDWIN TC) 13.41; 5. ONYKA INGLIS (SYRACUSE UNIV) 14.01; SHERLESE TAYLOR (ST. AUGUSTINE'S COLLEGE) NO MARK.

100 METER HURDLES, WOMEN, SECTION # 2: 1. GAIL DEVERS (NIKE INT/EX-UCLA) 13.07 w: +2.80; 2. CHERYL DICKEY (NIKE SOUTH) 13.10; 3. DONNA WALLER (GOLDWIN TC) 13.35; 4. ANGIE TAYLOR (UN) 13.39; 5. MARYALLISON WILLIAMS (UNIV. OF PITTSBURGH) 13.46; 6. KELLI ROBINSON (GEORGIA TECH) 14.31.

100 METER HURDLES, WOMEN, SECTION # 3: 1. LYNDA TOLBERT (NIKE TC) 12.80* w: +3.10; 2. DAWN BOWLES (FOOT LOCKER AC) 12.85; 3. T. HIGGINS-FRANCIS (UNIV. OF TEXAS-AUSTIN) 13.30; 4. TIFFANY SMITH (UN) 13.42; 5. STEPHANIE THOMAS (U.S. ARMY) 14.37; MARY COBB (REEBOK RC) NO MARK.

SEMI RESULTS:

100 METER HURDLES, WOMEN, SECTION # 1: 1. LYNDA TOLBERT (NIKE TC) 12.73** w: +3.20; 2. DAWN BOWLES (FOOT LOCKER AC) 12.74**; 3. MARSHA GUALDO (NIKE COAST TC) 12.89; 4. TIFFANY SMITH (UN/EX-UCLA) 13.15; 5. T. HIGGINS-FRANCIS (UNIV. OF TEXAS-AUSTIN) 13.23; 6. DONNA WALLER (GOLDWIN TC) 13.33; 7. MARYALLISON WILLIAMS (UNIV. OF PITTSBURGH) 13.49; STEPHANIE THOMAS (U.S. ARMY) NO MARK.

100 METER HURDLES, WOMEN, SECTION # 2: 1. GAIL DEVERS (NIKE INT) 12.89 w: +2.00; 2. CHERYL DICKEY (NIKE SOUTH) 13.21; 3. MONIFA TAYLOR (UNIV. OF FLORIDA) 13.27; 4. DORIS WILLIAMS (GOLDWIN TC) 13.54; 5. ANGIE TAYLOR (UN) 13.74; 6. ONYKA INGLIS (SYRACUSE UNIV) 14.22; KELLI ROBINSON (GEORGIA TECH.) NO MARK; L. MARTIN-FLOREAL (REEBOK RC) NO MARK.

FINAL RESULTS:

100 METER HURDLES, WOMEN: 1. LYNDA TOLBERT (NIKE TC) 12.72** w: +2.60; 2. GAIL DEVERS (NIKE INT) 12.73**; 3. DAWN BOWLES (FOOT LOCKER AC) 12.89; 4. MARSHA GUALDO (NIKE COAST TC) 12.97; 5. CHERYL DICKEY (NIKE SOUTH) 13.00; 6. MONIFA TAYLOR (UNIV. OF FLORIDA) 13.07; 7. DORIS WILLIAMS (GOLDWIN TC) 13.14; 8. TIFFANY SMITH (UN) 13.21.

PRELIM RESULTS:

400 METER HURDLES, WOMEN, SECTION # 1: 1. SANDRA FARMER-PATRICK (REEBOK RC/EX-CSLA) 54.88*;

2. TONJA BUFORD (MAZDA TC) 55.87; 3. TREVAIA WILLIAMS (ATOMS TC) 56.34; 4. LA TANYA SHEFFIELD (UN/EX-SAN DIEGO ST.) 56.59; 5. SANDRA CUMMINGS (UN) 57.34; 6. TONYA WILLIAMS (UNIV. OF ILLINOIS) 58.44; 7. COUNTESS COMADORE (REEBOK RC) 58.52; 8. KEISHA MARVIN (UCLA) 1:01.11.

400 METER HURDLES, WOMEN, SECTION # 2: 1. KIMBERLY BATTEN (REEBOK RC) 55.80; 2. JANEENE VICKERS (UN/EX-UCLA) 56.21; 3. KELLIE ROBERTS (ANDERSON INT) 56.63; 4. NATASHA REYNOLDS (SETON HALL UNIV) 57.57; 5. ALISON POULIN (NIKE COAST TC) 57.67; 6. TONYA LEE (UN) 58.64; 7. TRACY MATTES (MIZUNO TC) 59.12; 8. SHELLEY MITCHELL (UN) 1:01.97.

FINAL RESULTS:

400 METER HURDLES, WOMEN: 1. SANDRA FARMER-PATRICK (REEBOK RACING CLUB) 53.96*; 2. KIMBERLY BATTEN (REEBOK RC) 54.57*; 3. TONJA BUFORD (MAZDA TC) 54.63*; 4. TREVAIA WILLIAMS (ATOMS TC) 55.94; 5. KELLIE ROBERTS (ANDERSON INT) 56.28; 6. SANDRA CUMMINGS (UN) 58.13; 7. JANEENE VICKERS (UN) 1:00.10; LA TANYA SHEFFIELD (UN) NO MARK.



JACKIE JOYNER KERSEE

Photo by Bill Leung, Jr./Geek Media

FINAL RESULTS:

HAMMER EXHIB., WOMEN: 1. SONJA FITTS (UN) 54.92; 2. ELIZABETH LEGAULT (UN) 53.48; 3. BONNIE EDMONDSON (NIKE COAST TC) 52.92; 4. CHRISTEL KIT-TREDGE (UNIV. OF RHODE ISLAND) 49.84; 5. JANA TUCKER (IDAHO STATE UNIV) 47.88; 6. CLAUDINE RICE (WESTFIELD STATE) 47.84; 7. LISA PETERSON (ST JOHN'S UNIV) 47.80; 8. KIM JOHNSON (SYRACUSE UNIV) 46.62; 9. LARA CARLSON (UN) 46.12; DIANNE FERRARI (SYRACUSE UNIV) 45.40; ERICKA DICE (UN) 45.28; SUSAN MOATS (GEORGE MASON UNIV) 45.20; DONNA BEARD (ATHLETES IN ACTION, USA) 44.32; MICHELLE STROUBE (YALE UNIV) 43.90; DIANE OZZOLEK (UN) 43.72; MARIANNE CHAMBERLAIN (DARTMOUTH COLLEGE) 43.14; KIZA BRUNNER (BROWN UNIV) 43.04; TANYA WOLF (UN) 42.06; SANDRA SPARROW (IDAHO STATE UNIV) NO MARK.

PRELIM RESULTS:

HIGH JUMP, WOMEN, SECTION # 1: GWEN WENTLAND (KANSAS STATE UNIV) 1.83; TISHA WALLER (GOLDWIN TC) 1.83; J.C. BROUGHTON (NIKE COAST TC/EX-WOODLAND HS) 1.83; CONNIE TEABERRY (GOLDWIN TC) 1.83; TANYA HUGHES (NIKE COAST TC) 1.83; SUE REMBAO (REEBOK RC/EX-CPSLO) 1.83; KAROL DAMON (GOLDWIN TC/REDLANDS HS) 1.83; DENISE GAZTAM-BIDE (UN/EX-STANFORD) 1.83; CLARE LOOK-JAEGER (NIKE COAST TC/SOUTH PASADENA) 1.83; ANGELA BRADBURN (UN) 1.83; CRISSY MILLS (NIKE COAST TC) 1.80; SHELLEY NIXON (NIKE COAST TC) 1.80; YOLANDA HENRY (UN) 1.80; LISA COLEMAN (NIKE COAST TC) 1.77; MARYBETH LABOSKY (UNIV. OF KANSAS) 1.77; KYM CARTER (UN) NO MARK; HOLLY KELLY (UN) NO MARK.

FINAL RESULTS:

HIGH JUMP, WOMEN: 1. TANYA HUGHES (NIKE COAST TC) 1.90 (6-2 3/4); 2. CONNIE TEABERRY (GOLDWIN TC) 1.89 (6-2 1/4); 3. SUE REMBAO (REEBOK RC) 1.89 (6-2 1/4); 4. TISHA WALLER (GOLDWIN TC) 1.89; 5. ANGELA BRADBURN (UN) 1.89; 6. J.C. BROUGHTON (NIKE COAST TC) 1.86 (6-1 1/4 TIE); 7. KAROL DAMON (GOLDWIN TC) 1.86 (6-1 1/4 TIE); 8. DENISE GAZTAM-BIDE (UN) 1.86 (6-1 1/4); 9. GWEN WENTLAND (KANSAS STATE UNIV) 1.83; 10. YOLANDA HENRY (UN) 1.80; 11. SHELLEY NIXON (NIKE COAST TC/EX-LONG BEACH ST.) 1.77; 12. CLARE LOOK-JAEGER (NIKE COAST TC) 1.77.

PRELIM RESULTS:

LONG JUMP, WOMEN, SECTION # 1: SHARON COUCH (ASICS INT) 6.62 w: +4.20; SHEILA ECHOLS (UN) 6.55 w: +2.10; SHANA WILLIAMS (SETON HALL UNIV) 6.37 w: +3.50; TRINETTE JOHNSON (FLORIDA STATE UNIV) 6.30 w: +3.10; REGINA FRYE (INDIANA UNIV) 6.30 w: +1.90; CAMILLE JACKSON (LOUISIANA STATE UNIV) 6.28 w: +3.40; TONYA SEDWICK (WORLD CLASS AC/EX-UCLA) 6.07 w: +4.90; FELICIA HARRIS (UN/CHICO ST.) 5.77 w: +2.90; LISA HALE (SOUTH BAY TC) NO MARK; WENDI SIMMONS (NIKE COAST TC) NO MARK.

LONG JUMP, WOMEN, SECTION # 2: JACKIE JOYNER KERSEE (UN/EX-UCLA) 6.71 w: +3.80; TAMARA CUFFEE (GEORGE MASON UNIV) 6.36 w: +2.50; JULIET BRIGHT (MIZUNO TC) 6.26 w: +1.30; SHEILA HUDSON (MIZUNO TC/EX-CAL) 6.24 w: +4.40; MARIEKE VELTMAN (UN) 6.24 w: +2.60; ANGIE TAYLOR (UN) 6.18 w: +4.40; TONYA MCKELVEY (CLEMSON UNIV) 6.12 w: +4.40; VONETTA JEFFERY (UNIV. OF ALABAMA) 6.07w: +2.80; TOSHEI WOODS (UNIV. OF ARKANSAS) 5.94 w: +3.50.

FINAL RESULTS:

LONG JUMP, WOMEN: 1. JACKIE JOYNER KERSEE (UN) 7.02* w: +2.00 (23-0 1/2); 2. SHEILA ECHOLS (UN) 6.65 w:

MEET SPOTLIGHT

+2.90; 3. SHARON COUCH (ASICS INT) 6.57 w: +2.40; 4. CAMILLE JACKSON (LOUISIANA STATE UNIV) 6.45 w: +3.40; 5. TRINETTE JOHNSON (FLORIDA STATE UNIV) 6.31 w: +3.00; 6. JULIET BRIGHT (MIZUNO TC) 6.28 w: +3.40; 7. SHANA WILLIAMS (SETON HALL UNIV) 6.25 w: +1.90; 8. TAMARA CUFFEE (GEORGE MASON UNIV) 6.11 w: +3.40; 9. MARIEKE VELTMAN (UCLA) 6.06w: +2.20 (19-0 3/4 LEGAL); 10. SHEILA HUDSON (MIZUNO TC) 6.03 w: +3.70 (19-9 3/4W, 19-7 3/4 LEGAL); REGINA FRYE (INDIANA UNIV) 6.01 w: +1.90; ANGIE TAYLOR (UN) 5.98 w: +2.10.

PRELIM RESULTS:

SHOT PUT, WOMEN, SECTION # 1: CONNIE PRICE-SMITH (NIKE COAST TC) 18.16; MELISSA WEIS (UNIV. OF COLORADO) 16.38; PEGGY POLLOCK (UN/EX-LONG BEACH ST.) 16.07; DANYEL MITCHELL (LOUISIANA STATE UNIV) 15.93; JANET HILL (GOLDWIN TC/EXLA) 15.54; VALEYTA ALTHOUSE (UCLA) 15.35; CHRISTY BARRETT (NIKE COAST TC) 15.33; SUSAN MASTS (GEORGE MASON UNIV) 14.03.

SHOT PUT, WOMEN, SECTION # 2: RAMONA PAGEL (UN/EX-SAN DIEGO ST.) 17.67; STEVANIE WADSWORTH (TEXAS CHRISTIAN UNIV) 16.66; DAWN DUMBLE (UCLA) 16.32; BETH BUNGE (UN) 15.88; EILEEN VANISI (UNIV. OF TEXAS-AUSTIN) 15.86; JENNIFER WHELCHHEL (UCLA) 15.62; PAMELA DUKES (NIKE COAST TC/EX-STANFORD) 14.47; RICA BROWN (UN/EX-CS BAKERSFIELD) NO MARK.

FINAL RESULTS:

SHOT PUT, WOMEN: 1. CONNIE PRICE-SMITH (NIKE COAST TC) 19.02* (62-5); 2. RAMONA PAGEL (UN) 17.71 (58-1 1/4); 3. STEVANIE WADSWORTH (TEXAS CHRISTIAN UNIV) 17.14 (56-3); 4. MELISSA WEIS (UNIV. OF COLORADO/EX-UCLA, BKFLD HS) 16.61 (54-6); 5. DAWN DUMBLE (UCLA) 16.55 (54-3 3/4); 6. PEGGY POLLOCK (UN) 16.54 (54-3 1/4); 7. EILEEN VANISI (UNIV. OF TEXAS-AUSTIN) 15.83; 8. BETH BUNGE (UNATTACHED) 15.77; DANYEL MITCHELL (LOUISIANA STATE UNIV/EX-VALLEJO HS) 15.74 (51-7 3/4); 10. JENNIFER WHELCHHEL (UCLA) 15.71 (51-6 1/2); VALEYTA ALTHOUSE (UCLA) 15.27 (50-1 1/4); JANET HILL (GOLDWIN TC) 15.03 (49-3 3/4).

PRELIM RESULTS:

DISCUS, WOMEN, SECTION # 1: LACY BARNES (NIKE TC/EX-FRESNO ST.) 56.30; KRISTIN KUEHL (UN) 56.00; CARLA GARRETT (NIKE COAST TC) 55.54; RAMONA PAGEL (UN/EX-SAN DIEGO ST.) 51.44; LYNDA LIPSON (UNIV. OF NORTH CAROLINA) 51.32; MELISSA WEIS (UNIV. OF COLORADO/EX-UCLA, BKFLD HS) 50.38; SARAH ANDREWS (UN/EX-UC IRVINE) 49.12; PIA IACOVIO (TAUNTON T.C.) 47.92.

DISCUS, WOMEN, SECTION # 2: CONNIE PRICE-SMITH (NIKE COAST TC) 56.08; DANYEL MITCHELL (LOUISIANA STATE UNIV/EX-VALLEJO HS) 54.94; PAMELA DUKES (NIKE COAST TC/EX-STANFORD) 53.90; JANET HILL (GOLDWIN TC/CSLA) 52.78; DAWN DUMBLE (UCLA) 52.22; CAROL FINSRUD (UN) 50.30; TRACIE MILLET (UN/EX-UCLA) 49.94; JULIE KOEBCKE (INDIANA STATE UNIV) 47.98; LAURIE TRAPP (AMERICAN BIG GUYS) 43.98.

FINAL RESULTS:

DISCUS, WOMEN: 1. CONNIE PRICE-SMITH (NIKE COAST TC) 63.52 (208-5); 2. KRISTIN KUEHL (UN) 60.16 (197-4); 3. CARLA GARRETT (NIKE COAST TC) 58.94 (193-4); 4. JANET HILL (GOLDWIN TC) 56.34 (184-10); 5. DANYEL MITCHELL (LOUISIANA STATE UNIV) 56.28 (184-8); 6. PAMELA DUKES (NIKE COAST TRACK CLUB) 56.10 (184-1); 7. LACY BARNES (NIKE TC) 55.82 (183-2); 8. LYNDA LIPSON (UNIV. OF NORTH CAROLINA) 55.18; RAMONA

PAGEL (UN) 53.52; DAWN DUMBLE (UCLA) 51.88 (170-2); MELISSA WEIS (UNIV. OF COLORADO) 48.64 (159-7); CAROL FINSRUD (UN) 47.82.

PRELIM RESULTS:

JAVELIN, WOMEN, SECTION # 1: DONNA MAYHEW (NIKE COAST TC/EX-GLENDALE CC) 58.24; MEG FOSTER (UNATTACHED) 54.98; ASHLEY SELMAN (OREGON TC/EX-USC) 50.64; LYNDA LIPSON (UNIV. OF NORTH CAROLINA) 49.18; TESSIE SCHORR (UNIV. OF WASHINGTON) 46.18; CHRISTINE STANCLIFF (UN) 44.00; KRISTIN RONNING (CLUB NORTHWEST) 43.82; JENNIFER PASTORE (UN) 40.58; KARIN SMITH (NIKE COAST TC) NO MARK.

JAVELIN, WOMEN, SECTION # 2: NICOLE CARROLL (UN/EX-FRESNO ST.) 52.54; ERICA WHEELER (MIZUNO TC/EX-STANFORD) 50.66; MELISSA JONES (MT. HOOD CC) 50.64; KIM HYATT (NIKE OREGON INT) 50.50; HEATHER BERLIN (UN) 50.50; CINDY HERCEG (UNIV. OF FLORIDA) 50.08; JENNIFER MCCORMICK (STANFORD UNIVERSITY) 48.38; LESLIE COONS (UN) 37.78.

FINAL RESULT:

JAVELIN, WOMEN: 1. DONNA MAYHEW (NIKE COAST TC) 62.98 (206-7); 2. HEATHER BERLIN (UN) 55.68 (182-8); 3. ERICA WHEELER (MIZUNO TRACK CLUB) 55.20 (181-1); 4. NICOLE CARROLL (UN) 53.92 (176-11); 5. LYNDA LIPSON (UNIV. OF NORTH CAROLINA) 52.72; 6. MEG FOSTER (UN) 52.62; 7. ASHLEY SELMAN (OREGON TC/EX-USC) 52.12 (171-0); 8. CINDY HERCEG (UNIV. OF FLORIDA) 51.94; 9. KIM HYATT (NIKE OREGON INTERNATIONAL) 49.82; 10. JENNIFER MCCORMICK (STANFORD UNIVERSITY) 48.82 (160-2); MELISSA JONES (MT. HOOD CC) 46.70; TESSIE SCHORR (UNIV. OF WASHINGTON) 45.64.

FINAL RESULTS:

10k WALK, WOMEN: 1. DEBBI LAWRENCE (NATURAL SPORT) 45:55.0*; 2. TERESA VAILL (UN) 46:04.0*; 3. SARA STANDLEY (UN) 48:16.0; 4. DEBORA VANORDEN (UN) 48:47.0; 5. LYNDA BRUBAKER (UN) 49:06.0; 6. DANA YARBROUGH (UN) 49:07.0; 7. SUSAN ARMENTA (PARKSIDE AC) 49:22.0; 8. CINDY MARCH (GOLDEN GATE WALKERS) 49:32.0; 9. KIMBERLY WILKINSON (UN) 49:48.0; 10. VICTORIA HERAZO (CALIFORNIA WALKERS) 50:29.0; 11. SALLY RICHARDS-KERR (UN) 50:47.0; 12. KELLY WATSON (UNIV. OF WISCONSIN-PARKSDE) 51:07.0; 13. FRANCENE BUSTOS (EASY STRIDERS) 51:31.0; 14. KAREN STOYANOWSKI (UN) 51:31.0; 15. CHERYL ANN RELLINGER (POTOMAC VALLEY) 51:55.0; 16. MARYANNE TORRELLAS (UN) 52:16.0; 17. GAYLE JOHNSON (COLUMBIA TC) 54:05.0; 18. LISA SONNTAG (UN) 54:35.0; GRETCHEN EASTLER (UN) NO MARK.

PRELIM RESULTS:

TRIPLE JUMP, WOMEN, SECTION # 1: CLAUDIA HAYWOOD (ATHLETES IN ACTION, USA) 13.59* w: +5.10; SHEILA HUDSON (MIZUNO TC/EX-CAL) 13.33 w: +7.30; LEAH KIRKLIN (MAZDA TC) 13.05 w: +3.10; LISA AUSTIN (UNIV. OF TEXAS-ARLINGTON) 13.05 w: +3.10; WENDY BROWN (UNEX-USC) 13.01 w: +4.80; TIOMBE HURD (JAMES MADISON UNIV) 12.97 w: +2.30; CYNTHIA RHODES (UN) 12.92 w: +2.80; JENNIFER MCDERMOTT (GEORGETOWN UNIV) 12.81 w: +3.60; RENE WOODARD (UN) 12.61 w: +4.30; FELICIA HARRIS (UN/EX-CHICO ST.) 12.14 w: +3.90.

TRIPLE JUMP, WOMEN, SECTION # 2: ROBYNE JOHNSON (UN/EX-BERKELEY HS) 13.19 w: +3.60; ROHANDA GLENN (UCLA) 12.99 w: +5.00; NANETTE HOLLOWAY (ADIDAS TRACK CLUB) 12.85w: +3.60; MARCHELLE PAYNE (UNIV. OF MARYLAND) 12.81 w: +5.10; CAMILLE

JACKSON (LOUISIANA STATE UNIV) 12.79 w: +3.30; KAREN PHILLIPS (BOSTON UNIV) 12.77 w: +2.90; JULIANA YENDORK (UCLA) 12.60 w: +3.30; NIAMBI DENNIS (UN) NO MARK; LARECHIA WASHINGTON (UNIV. OF FLORIDA) NO MARK.

FINAL RESULTS:

TRIPLE JUMP, WOMEN: 1. CLAUDIA HAYWOOD (ATHLETES IN ACTION, USA) 13.86* w: +2.90 (45-5 3/4W); 2. SHEILA HUDSON (MIZUNO TC) 13.66* w: +4.20 (44-9 3/4W, 42-11 3/4 LEGAL); 3. CYNTHIA RHODES (UN) 13.48* w: +6.20 (44-2 3/4W); 4. WENDY BROWN (UN) 13.45* w: +4.10 (44-1 1/2W); 5. LISA AUSTIN (UNIV. OF TEXAS-ARLINGTON) 13.70* w: +3.90; 6. ROBYNE JOHNSON (UN) 12.99 w: +5.40 (42-7 1/2W); 7. LEAH KIRKLIN (MAZDA TC) 12.98 w: +2.60; 8. TIOMBE HURD (JAMES MADISON UNIVERSITY) 12.92 w: +3.10; NANETTE HOLLOWAY (ADIDAS TRACK CLUB) 12.83 w: +4.30; JENNIFER MCDERMOTT (GEORGETOWN UNIVERSITY) 12.78 w: +3.90; ROHANDA GLENN (UCLA) 12.77 w: +3.80 (41-10 3/4W); MARCHELLE PAYNE (UNIV. OF MARYLAND) 12.22 w: +4.10.

FINAL RESULTS:

10,000 METER RUN, WOMEN: 1. LYNN JENNINGS (NIKE INTER) 31:57.83*; 2. ANNE MARIE LETKO (NIKE-RUNNING ROOM) 32:00.37*; 3. ELAINE VANBLUNK (NIKE-RUNNING ROOM) 32:07.19*; 4. CHRISTINE MCNAMARA (UN) 32:50.84; 5. LAURIE HENES (ADIDAS TRACK CLUB) 32:55.24; 6. TRINA PAINTER (NEW BALANCE TC) 32:59.31; 7. INGE SCHUURMANS (MOUNTAIN WEST TC) 33:39.37; 8. CARYN LANDAU (GEORGETOWN UNIV) 33:48.89; 9. VICTORIA MITCHELL (NIKE BOSTON) 33:50.23; 10. KAREN HOFFMAN (NIKE SOUTH) 34:23.36; 11. LAURA LAMENA-COLL (REEBOK RC) 34:28.24; 12. CHRISTINE BOYD (UN/EX-MISSION BAY HS, SAN DIEGO) 34:57.26; CHRISTI CONSTANTIN (GEORGETOWN UNIV) NO MARK; KIM SADDIC (NIKE-RUNNING ROOM) NO MARK.

FINAL RESULTS:

2000 M. STEEPLCHASE, WOMEN:

1. MARISA SUTERA (WESTCHESTER TC) 7:27.30; 2. TAMI MICHAM-GRIMES (N.E. LOUISIANA UNIV) 7:45.02; 3. KELLY CONERY (CLUB NORTHWEST) 8:16.58; 4. LAURIE BLACK (CRUNCH) 8:45.31; COLEEN KENNEY (UNIV. OF SOUTH ALABAMA) NO MARK.

FINAL RESULTS:

HEPTATHLON: 1. JACKIE JOYNER-KERSEE (EX-UCLA) 6770 (13.01, 6-0 3/4, 50-5 1/4, 23.40, 23-2 1/2W, 136-7, 2:22.78); 2. KYM CARTER 6038 (14.50, 5-11 1/4, 45-1, 24.60, 20-6 1/4W, 112-4, 2:11.59); 3. DEDE NATHAN 6038 (13.91, 5-9 1/4, 44-3 1/4, 24.85, 20-5 1/4W, 145-8, 2:22.90); 6. CLAIR LOOK-JAEGER (SO PASADENA) 5557 (14.54, 5-10 1/2, 36-5 3/4, 26.12, 19-1 1/2W, 120-10, 2:14.92); 12. MARIEKE VELTMAN (UCLA) 5063 (14.57, 5-3 1/4, 29-1 1/4, 25.20, 19-9 3/4, 110-2, 2:30.65); WENDI SIMMONS (EX-SANTA ROSA HS) dnf (dnf-fell, dnf).

SPECIAL OLYMPICS;

100 METERS/MEN: 1. TYRONE GREEN (UN) 12.44 w: +1.80. **200 METERS Blind/MEN:** 1. Courtney Williams (US Assoc for Blind Athlete) 25.18. **1500 METERS Wheelch/MEN:** 1. CRAIG BLANCHETTE (UN) 3:23.50. **100 METERS Spec.Olym, WOMEN:** 1. ANNIE THOMAS (UN) 14.73. **800 METERS Blind, MEN:** 1. Craig Mallinckrodt (US Assoc for Blind Athlete) 2:07.03.

SoCAL DIARY

By Bill Minarik

Cross Country Preview

PAC-10 Men

Arizona will probably have the best team in its history, which should prove more than sufficient to outrun a deep, but not particularly talented, Oregon seven. I don't see UCLA able to duplicate its third place finish of last year with the Stanford Cardinals moving into the show position.

1. Arizona
2. Oregon
3. Stanford
4. Washington
5. UCLA
6. Washington State
7. California
8. Arizona State
9. USC

PAC-10 Women

Perennial champ Oregon was hit hard by graduation and will probably eat the dust of Arizona come conference time. If either falter, both Stanford and Washington are capable of moving past them.

1. Arizona
2. Oregon
3. Stanford
4. Washington
5. UCLA
6. California
7. Arizona State
8. Washington State

Big West Men

While the UC Irvine men are rebuilding their program, they don't appear to be ready to take over the number one spot which will probably go to Utah State in a very tight conference.

1. Utah State
2. UC Irvine
3. UCSB
4. Nevada
5. CS Fullerton
6. CS Long Beach
7. New Mexico State

Big West Women

The UC Irvine women will remain on top here with UCSB the probably runner-up in what appears to be a relatively weak conference.

1. UC Irvine
2. UCSB
3. Utah State
4. Nevada
5. Nevada
6. CS Fullerton
7. CS Long Beach
8. New Mexico State

CCAA Men

The Cal Poly SLO men should win comfortably here with Cal Poly Pomona grabbing second.

1. Cal Poly SLO
2. Cal Poly Pomona
3. CS Los Angeles
4. UC Riverside
5. CS Bakersfield
6. Chapman

CCAA Women

While the Cal Poly SLO distance dynasty appears to be crumbling, on paper they are still the best here.

1. Cal Poly SLO
2. CS Los Angeles
3. UC Riverside
4. CS Bakersfield
5. Cal Poly Pomona
6. Chapman

SCIAC Men

Claremont is the clear favorite here with Pomona a probable second ahead of a rebuilding Oxy.

1. Claremont-Mudd
2. Pomona-Pitzer
3. Oxy
4. Redlands
5. Cal Lutheran
6. LaVerne
7. Whittier
8. Cal Tech

SCIAC Women

Pomona-Pitzer is the team to beat here, with Oxy and Redlands fighting it out for second.

1. Pomona-Pitzer
2. Oxy
3. Redlands
4. Claremont-Mudd
5. LaVerne
6. Cal Lutheran
7. Whittier
8. Cal Tech

NAIA III Men

Very competitive men's race with Pt. Loma trying to hold on to the District title for the 5th year. But Azusa Pacific looks poised to run to the front in '93 with a talented team of 8 national track qualifiers returning. Following closely will be very talented Westmont with 5 experienced X-C runners

1. Azusa Pacific
2. Point Loma
3. Westmont
4. Fresno Pacific
5. So. Calif. College
6. Biola University
7. Masters College
8. Concordia College

NAIA III Women

With 5 top returners and an 8th place finish nationally in '92, '93 will be even stronger. Azusa Pacific, Pt. Loma, So. California and Biola will all be very competitive, and all could be ranked top 20 nationally.

1. Westmont
2. Azusa Pacific
3. Point Loma
4. So. Calif. College
5. Biola
6. Fresno Pacific
7. Concordia College
8. Masters College
9. Mt. Saint Marys

SoCal Community College Men

Riverside, again, is the team to beat, with El Camino having the best potential for second. A sleeper here could be Trade Tech which, reportedly, has tapped into the African connection previously controlled by Riverside coach Ted Banks.

1. Riverside
2. El Camino
3. Trade Tech
4. Mt. SAC
5. Long Beach

SoCal Community College Women

On paper, Mt. SAC has the greatest depth with Riverside ready to challenge with some top front-line performers.

1. Mt. SAC
2. Riverside
3. San Diego Mesa
4. El Camino
5. Golden West

[Thanks to Irv Ray of Azusa Pacific for his assistance with the NAIA.]

Subscribe to
CALIFORNIA
Track News..
stay informed!

BOOK REVIEW

By Barbara T. Erskine, CAVU Company/Books for Runners

Jumping Into Plyometrics

By Donald A. Chu
Human Kinetics, 1992, \$13.95

Every few years, coaches and scientists present a breakthrough in training technique eagerly embraced by athletes at all levels. Plyometrics, although not a new concept, has now gained acceptance. *Jumping Into Plyometrics* is both a thorough description and explanation of this exercise plan. Dr. Chu brings years of experience to the written word--as a coach of pro baseball and basketball teams and Olympic athletes, as a professor of physical education, and as a physical therapist. Through diagrams and concise text, he makes available to the masses a proven design which blends speed and strength training to improve performance.

Chu defines plyometrics "as exercises that enable a muscle to reach maximum strength in as short a time as possible. This speed-strength ability is known as power." He argues that muscles can develop the ability to store potential explosive energy and training can increase the strength of the stretch reflex. These muscle actions produce more forceful movements for running, jumping, shot put and many other sports which overcome the inertia of an object, such as your own body.

Wondering how to get started? This is a user's manual, complete with details on where to train and what equipment is needed, sample training programs and complete discussions of each exercise. To help build a sport-specific regime, Chu suggests first analyzing your sport, breaking down skill patterns into muscle movements. Next, measure your abilities and allocate your time based on your periodization training. For instance, using vertical

and linear jumps, he builds a 4-week program for sports such as basketball, long jump and track & field events. Each considers the variables of preparation, progression and performance. Even in this short time, Chu believes, you should see results. "As an athlete develops, so will the ability to use plyometrics. A jumper, for example, often uses plyometric training for both conditioning and skill development ... in other sports, drills can be integrated with skill patterns to approximate what happens on the court or field."

He groups 90 exercises into 7 categories; each includes how-to diagrams and keys to both intensity and sport use. For 18 different sports, the coach outlines which exercise will improve performance. Sprinters, as an example, should try hurdle hops, standing long jumps, standing triple jumps, alternate bounding and double leg hops. Cyclists can benefit from split squats, push offs, squat jumps and stair hops. This section is clearly presented and can be used as a stand-alone guide without the rest of the book.

Chu is confident you will benefit from plyometrics. "I believe that there are two kinds of physical work: hard work and smart work. I classify plyometric training as smart work. In the hands of knowledgeable coach and athlete, plyometrics can produce movements that are quick, explosive, and fast-reacting. It can truly be a piece of the elite performance puzzle." At the least it will add variety to your training and at best, give you a competitive edge.

For a free catalog or more information, please contact Barbara T. Erskine at Books for Runners, 386 Portlock Rd., Dept. BR, Honolulu, HI 96825-2027.



IT'S EASIER TO REPLACE YOUR SHOES THAN YOUR HEART.

Exercise can help reduce your risk of heart disease. Isn't that enough to get you back in your shoes and up on your feet?

You can help prevent heart disease and stroke. We can tell you how. Call 1-800-AHA-USA1.

American Heart Association 

This space provided as a public service.
©1993, American Heart Association

MEET DIRECTORS

SEND **CTN** ADDITIONS AND/OR CORRECTIONS TO THE SCHEDULE...

4957 E. Heaton
Fresno, CA 93727 (209) 255-4904 FAX




Photo by Phillip Erbody

1993 California State High School **CROSS COUNTRY PREVIEW**

Compiled by Doug Speck

(By Ray Scofield/Doug Speck-Southern Section, Dennis McClanahan- San Diego Section, Ray Carmona-L.A. Section, Steve Ward/Dennis DeWitt-Central Section, Willie Harmatz/Hal Daner-Central Coast Section, Peter Brewer/North Coast Section, Steve Fagundes/Sac Joaquin Section, Jim Eckman/Yreka HS) Thanks to Mike Kennedy for his invaluable help as always.

The times quoted in this article are from the obvious Track distances (800m-1600m-3200m unless noted) or from the Woodward Park (State and Foot Locker Regional Course --note name change for 1993 from Kinney--WOODARD PARK COURSE TIMES NOTED WITH "w" AFTER TIME) or Mt. SAC Course used for Southern Section Championship action (and runs fairly close to the Woodward Park course--MT. SAC TIMES NOTED WITH "m" AFTER THE TIME).

A THANKS TO JIM DUEL FROM THE STATE CIF OFFICE WHO SENT OUT QUESTIONAIRES TO THE STATE'S SCHOOLS, AND A SPECIAL THANKS TO THOSE COACHES WHO TOOK THE TIME TO FILL THEM OUT AND RETURN THEM. EVERY LITTLE BIT HELPS.

Girls

■ Division I

1. Agoura/SS
 2. Peninsula (Rolling Hills)/SS
 3. Mt. Carmel (San Diego)/SD
 4. Irvine/SS
 5. Esperanza (Anaheim)/SS
 6. Belmont (L.A.)/LA
 7. El Toro/SS
 8. Thousand Oaks/SS
 9. Clovis West (Clovis)/CE
 10. Capistrano Valley (Mission Viejo)/SS
- Coach Bill Duley's Agoura/SS group will

once again be the beacon of excellence against which all in the state will measure themselves, with the Chargers able to challenge for a mythical national title with the Fall season that this team is capable of. Amy Skieresz (17:24m-4:53.97-11:00.97), third last year in the Kinney National Finals, and the nation's finest prep harrier with World Championship experience in the sport last spring, and Kay Nekota (18:18-11:11.35) ably lead Division II sizewise Agoura (but we'll assume that Coach Duley will wish, as always, to wade his special group in against the best).

A trio of traditional powers will battle for the State Meet plaques (given to the first three teams). Peninsula (Rolling Hills)/SS has a fine foursome in Molly Mehlberg (18:31m-11:17.5), Jamie Artzner (18:49m-2:17.17-5:09.2), Mary Blake (19:16m-11:45.0), and Lynn Snyder (19:50m-5:10.0-11:16.8). Mt. Carmel (San Diego)/SD, third last year here, has Melanie Pickett (18:59w 10th 92-11:44.59), Courtney Kurth (19:19w 24th) and four others back for Coach Dennis McClanahan. 1992 runner-up Irvine/SS has Erin Livermore (18:59m), sister Alice (19:35m), and Jennifer Gillis (19:23w-2:19.04).

Coach Rich Medellin's Esperanza (Anaheim)/SS team was vastly improved last Fall, with Carrie Caulkins (18:50m 9th 92-4:59.35-11:04.49) and Courtney Pugmire (19:23m 2:16.77) ready to move up with the State's elite and a national top-25 ranking.

Belmont (L.A.)/LA, with Yolanda Gomez (19:30w-5:24.65) and Imelda Flores (19:42w), and El Toro/SS, led by Bree Frigo (5:19.2), will be strong. Thousand Oaks/SS has a frightening soph trio in Patricia Gibby (18:39m-5:09.78), Kim Mortensen (18:42m 16th 92-5:12.74-11:05.46), and Tara Marsden (19:03w 16th 92), and with Coach Jack Farrell's ability to develop runners the sky could be the limit with a talented newcomer or two. Clovis West/CE, 9th in 1992, has Serena Johnson (19:13w 21st) and Marci Lawson (19:45w-11:30.69) leading a capable five,

with Capistrano Valley (Mission Viejo)/SS Meghan Mayes (19:35m 5:05.67-11:17.04) on top of a good squad.

Madera/CE, with Sherie Donovan (18:48w 10th 92-5:08.08-11:19.1), Hart (Newhall)/SS, with Krissy Schranz (19:52m-11:40.45) and Jessica De la Cerda (19:52m-2:19.3-5:20.2), and Upland/SS are squads that will press those rated in the top ten.

Poway/SD, Rancho Bernardo (San Diego)/SD, with Karen Richter (5:11.58-11:02.63), and Bakersfield/CE could be factors here. Los Alamitos/SS, Chino/SS, with Tania Nunez (19:24w), Arroyo Grande/SS, with Mindy Hagstrom (18:50m); Saugus/SS, and Alta Loma/SS, with the fine soph duo of Amber Davidson (18:50m 15th 92) and September Cortes (19:05m) are other talented squads at this level. Nevada Union (Grass Valley)/SJ, led by Jami Nelson (19:14w) and Julie Hassan (19:57w) could be a factor here. Santa Teresa (San Jose) is improved from the Central Coast Section.

Sac Joaquin stars Valerie Cornwall (Turlock)/SJ 11:39.4, Dawn Cabitac (Florin, Sacramento)/SJ 11:53.5, and Irene Hobbs (Atwater)/SJ (4:49.41500m)/SJ were strong during the spring track season. Claire Becker (Bonita Vista, Chula Vista)/SD, a foreign exchange student, was San Diego runner-up at this level with excellent 4:56.20 from the spring track season. Southern Section stars Amy Van Atta (Buena, Ventura)/SS was 18:59m and Rebecca Villegas (Rialto)/SS was 19:10m in 1992. Roseanna Heagerty (Birmingham, Van Nuys)/LA was 19th 1992 at 19:09w. Julia Stamps will be a ninth grader at Santa Rosa HS this fall, with some very, very impressive times last spring as a eighth grader at Rincon Junior High, racing 4:38.35 for 1500 meters, 5:07.39 for a mile, 10:01.7 for 3000 meters, and 10:57.76 for a full two miles. Her poise and competitiveness at meets up through the U.S. Junior Nationals in Track indicated she will make an immediate big impact at the prep level. Merced star, Grace Dumell, has moved to Ohio.

continued next page...

PREP PREVIEW

■ Division II

1. Edison (Huntington Beagw)/SS
2. Ocean View (Huntington Beach)/SS
3. El Capitan (Lakeside)/SD
4. Corona/SS
5. Bishop Amat (La Puente)/SS
6. Canyon (Anaheim)/SS
7. Davis/SJ
8. Mission San Jose (Fremont)/NC
9. Elsinore (Lake Elsinore)/SS
10. San Pasqual (Escondido)/SD

The nation's best dual meet this fall will involve top twenty-five ranked nationally Sun-set League rivals Edison/SS and Ocean View/SS from Huntington Beach. Defending champions Ocean View improved as much as any team in state history over the length of the season in 1992, with Taryn Lawson (18:34m 9th 92 11:30.69), Melissa Johnson (19:33m 22nd 92), Christy Bradshaw (19:18m 25th 92-2:22.49), Celeste Johnson (19:46w 31st 92), and Shawn Regnier (20:08w 44th 92) back from the championship squad. Edison has Elyse Homberger (18:30m 6th 92 10:54.58), Jandee Evans (19:28m 24th 92-5:18.12), and Jennifer Formosa (11:33.07) leading another strong team. Their match-ups should be exciting to watch, with both among the top fifteen teams in the nation.

El Capitan (Lakeside)/SD has great recent tradition, with Jenny Card (19:12w 12th 92-11:49.0) leading six from the 1992 fifth place squad. Corona/SS, sixth in 1992, has Claris Fernandez (19:01m 11th 92-5:07.43-11:30.60) and Tiffany Rasmussen (19:49w).


Bishop Amat (La Puente)/SS, 10th last Fall, has six back, with Malinali Martinez (20:01m-5:22.22), Megan Stewart (20:07m), and Nancy Villanueva (20:25m) leading a group that could surprise. Canyon (Anaheim)/SS will have one of the nation's best, Kim Nelson (18:38w 2nd 92 5:06.17-10:48.13) leading a strong team. Davis/SJ, 7th last Fall, has Saskia Comes (19:51w) and Liz Verutti (20:05w-11:17.30) leading four back from 1992's successful group. Mission San Jose (Fremont)/NC has Elissa (19:07w 10th 92 5:14.59-11:00.56) and Lori (19:52w-5:19.84-11:09.97) Riedy and four others from its 1992 9th place team. Elsinore (Lake Elsinore)/SS has strong leaders in Candie White (19:19m) and Jamie Bascom (19:21m-5:20.6-11:12.76). Traditional powegwSan Pasqual (Escondido)/SD rounds out the top ten.

North Bakersfield/CE, with LaTanya Sumlin



**SHERRIE
DONOVAN**

Photo by Keith Conning




**JENNIFER
FORMOSA**

Photo by Doug Speck



**NICOLE
SILVA**

Photo by Keith Conning



**DEEDEE
GORBET**

Photo by Bill Cockerham

(19:43w-2:15.66), Righetti (Santa Maria)/SS, led by Molly Lawrence (19:18m), Arvin/CE, with Maribel Salinas (19:33w-21st 92), Tustin/SS, Trabuco Hills (Mission Viejo)/SS, featuring soph Peggy Hall (20:19m-2:18.81), Del Campo (Fair Oaks)/SJ, led by Sarah Dickerman (19:00w-12th 92 Div I-11:11.98), and Karella (Anaheim)/SS, with Jaime Vacairo (19:58m) can threaten the top ten. Up from Division III this year are Laguna Hills/SS, with Heather McGlone (19:00m 14th 92 Div III-11:35.14), and El Modena (Orange)/SS, with Tara Whitfield (19:19w 17th 92 Div III) and Tracie Adams, are both traditionally strong schools that can challenge at this level.

Casa Roble (Orangevale)/SJ, Claremont/SS, San Benito (Hollister)/CCS, with Maria Pleyte (5:21.4-11:10.73), and Reedley/CE, with Gelina Hall (19:38w) and Annabel Ortiz (11:37.34) are other strong squads. Wood (Vacaville)/SJ has Magi Martinez (19:41w 30th 92 Div III-11:12.45) as a senior with a respectable supporting cast.

Carrie Garritson (Buena Park)/SS (17:46w) will regain her interscholastic eligibility this Fall after establishing residency at her new school, with the 19th place finisher in the Kinney (Foot Locker in 1993) National Championships last Fall recording a 9:49 3000m on the track this spring as an "unattached" competitor. Jamie Whitmore (Valley, Sacramento)/SJ was 15th in 1992 at 19:20 with 11:38.6 during the spring Track season. Gabriela Rodriguez (Oxnard)/SS was 19:06m in 1992 with a fine 10:52.34 for 3200m in the Spring, with Lyad Gozal (Beverly Hills)/SS 11:19.62 another good Southern Section individual. Deborah Bleisch (Silver Creek, San Jose)/CCS was third in the CCS last year (19:18w) and raced fine 5:05.08/11:06.91 clockings in track. Jenny Mortensen (Redwood, Visalia)/CE (5:03.56/11:12.3) was Central Section Champion at this level with Joanne Cerri (Downey, Modesto)/SJ (5:01.50) also strong on the track. The Central Section's Kami Schofield (Mt. Whitney, Visalia)/CE 19:28w

continued next page...

PREP PREVIEW

could be a factor. Keep an eye out for Mary Cobb (Santa Barbara), last year one of New England's top prep runners at Pittsfield, Massachusetts, where she raced 4:59.45 to win the State Mile title and was thirteenth in the very tough Kinney Northeast Regional competition in Cross-Country last November.

■ Division III

1. Corona del Mar (Newport Beach)/SS
2. Los Gatos/CCS
3. Bishop O'Dowd (Oakland)/NC
4. Aptos/CCS
5. Carondolet (Concord)/NC
6. Santa Margarita (Rancho SM)/SS
7. St. Ignatius (San Francisco)/CCS
8. South Pasadena/SS
9. Newport Harbor (Newport Beach)/SS
10. Del Oro (Loomis)/SJ

Defending champs, Corona del Mar (Newport Beach)/SS, returns its top four from the 1992 Championship run-Tracy Clark (18:19m 5th 92 11:09.27), Brooke Meek (19:22w 19th 92), Dresden Howell (19:06m 22nd 92-5:17.5), and Heather Taketa (19:33w 25th 92). Volleyball star, soph Kelly Campbell had a magnificent spring in her first season of running for the Sea Kings, racing 4:59.75 and 10:51.28 with Coach Bill Sumner's crew moving to a status among the nation's very best if Campbell can fit the harrier sport in with her V-ball activities. Either way they can engrave the trophy right now for the nation's top under-1000 student body team.

A group of four will battle behind CdM. Los Gatos/CCS is here enrollment-wise, with everybody back from their 1992 fourth place Div II team. Miranda Middlecoff (18:56w 5th 92 Div II-5:17.4- 11:20.66) and Holly Malander (19:19w 14th 92 Div II-5:14.17) ably lead Coach Willie Hartmatz's 1993 powerhouse. Bishop O'Dowd/NC lost individual champion Miesha Marzell, but Nicky Saleta (19:17w 16th 92) and Angelica Randall (19:28w 29th 92-2:19.6-5:06.27) capably lead the next six who return from the 1992 third place squad. Aptos/CCS is very strong, with the trio of Nicole Silva (19:10w-5:11.0-11:06.77), Megan Randall (19:22w 23rd 92) and Liz Crouch (19:16w 26th 92-2:16.57-5:06.97) anchoring what will be another fine team for Coach Bill Hotchkiss. Carondolet (Concord)/NC has the trio of Carolyn Colyar (19:54w-5:12.0), Laura Kuhl (20:06w), and Katie Owen (20:18w-11:42.1) leading a North Coast power that should keep O'Dowd honest locally.

Santa Margarita (Rancho SM)/SS has a

deep squad that has its scoring returnees total just over 102:00 on the tough Mt. SAC course. St. Ignatius (San Francisco)/CCS, has Ann Baldelli (19:27w 20th 92- 5:06.09), and the much improved duo of Laura Sandoval (11:23.35) and Danielle Dekker (11:16.0). South Pasadena/SS has Sarah Etman (19:36m-5:03.04) on top of another fine team. Newport Harbor (Newport Beach)/SS will have a tough time placing in the top three in its very tough Sea View League, but Gwen Twist (19:03w 11th 92-11:38.22) and Kyndra Smith (19:42m 32nd 92) will lead one of the state's best groups at this level. Del Oro (Loomis)/SJ has Marinda Funk (19:46w-11:46.1), Sarah Pope (20:22w), and Talia Starkey (20:25w) leading everyone back from a 1992 tenth place team.

Central Valley/NO has Carie Irwin (20:09w 47th 92-11:48.49) and Christina Peacock (20:20w 54th 92) leading what will be a very tough team.

Nordhoff (Ojai)/SS, up an enrollment division level this Fall, lost Division IV champion Karen Bockel to graduation (and back to homeland Germany), with Monica Berlin (19:19w 6th 92 Div IV 2:20.79) and Heather Dron (20:08w 25th Div IV) a solid duo for Coach Ken Reeves to build his yearly power from at this more challenging level. San Luis Obispo/SS, South Hills (West Covina)/SS, and Newbury Park/SS, with Shawna Cottriel and Terin Mathews, are very capable Southern Section teams.

Our Lady of Peace (San Diego)/SD has soph Michelle O'Connor (19:17w 16th 92) leading returnees off its 1992 ninth place team. St. Francis (Mountain View)/CCS has Anniken Iversen (20:16w) leading a good trio from its 1992 sixth place team, with Palo Alto/CCS, featuring Janice Kim (4th CCS Div III) and Arianna Joyce, another good team from the mid-state area.

La Canada/SS has fine leadership up front with Carlene Pengra (18:54w 6th 92) and Sarah Dien (19:34m-5:18.53), with Rio Hondo League rival (South Pasadena up above is also a part of this tough group) San Marino/SS fine junior Allison Twist (19:37m 5:19.5 11:20.3) as a number one runner. Paradise/NO has six back from a 1992 eleventh place team, with Kimberly Dean (20:26w) on top, and Moreau (Hayward)/NC a capable group. Presentation (San Jose)/CCS, has talented star Christine Stavalone (19:56w 17th 92 Div IV 2:17.0-5:00.81 mile) leading the team in an enrollment division jump.

Amy Hallbauer (Pleasant Valley, Chico)/NO was 12th last fall at 19:03w-11:27.3, with her team also picking up Becca Mendon (19:56w 18th 92 Div IV) from Bidwell JHS in Chico. Leanna DeGazon (Bishop Montgomery, Torrance)/SS (19:22m) and Julie Marshall (Cala-bassas)/SS was 19:25m are strong from the Southern Section. Lis Renteria (Westmont, Campbell)/CCS had a fine fresh year in 1992, with Marisa Daniel (Granada, Livermore)/NCS 11:29.4 in the spring, and Kristie Johnston (Central, Fresno) (19:45w) a fine track season with 2:11.65 for 2nd at State over 800m.

■ Division IV

1. Lassen (Susanville)/NO
2. Chaminade (Canoga Park)/SS
3. Ursuline (Santa Rosa)/NC
4. Yreka/NO
5. McFarland/CE
6. Dixon/SJ
7. Maranatha (Sierra Madre)/SS
8. Arcata/NC
9. Mammoth (Mammoth Lakes)/SS
10. Half Moon Bay/CCS

Lassen (Susanville)/NO, under veteran Coach Bob Wall, came around steadily in 1992 to take this division over a fine Nordhoff (Ojai) group 72-75. The Northern Section power has to cope this time around with being the season long favorites, with veterans Christy Bill (20:14w 27th 92), Sally Pyle (19:34w 31st 92-11:44.36), Dee Dee Gorbet (20:20w 34th 92), and Kristy Andrews (20:27w 38th 92) forming a solid foursome to build another championship squad on.

Chaminade (Canoga Park)/SS has Mary Higgins (19:44m- 5:22.34-11:24.35), Becky Trefacanty (19:50m), and Yvonne Goodson (11:29.54) leading a team that has dropped down a division, and will be the Southern challenge to defending champs Lassen.

Ursuline (Santa Rosa)/NC was seventh in 1992, with Brenna Nummi (19:54w 16th 92) leading everyone else back off that squad. Yreka/NO returns another fine group, with six of the top seven from last year's sixth place squad, led by Traci Anderson (20:06w 23rd 92) and Jamie Herbst (20:25w 36th 92-5:21.98).

McFarland/CE was ninth in 1992, with its top six back, led by Lucia Sanchez (20:30w 39th 92) and Cindy Carter (20:52w 52nd 92). Dixon/SJ is tough from the Sac Joaquin section, with 92's eighth place team having six members return, led by Liz Spurlock

continued next page...

PREP PREVIEW

(20:53w). Marantha (Sierra Madre)/SS will continue its fine tradition, led by soph Tracy Maxwell (20:14w 28th 92) and five others back from its 1992 tenth place team. Arcata/NC, fourth last Fall here, will have another strong team, with Kim Eagan (20:55w) and Nunochan Chum (20:58w) leading five veterans back. Mammoth (Mammoth Lakes)/SS has Sierra Domaille (19:43w 13th) and Trish Lowerre (20:40m) leading a strong group. Half Moon Bay/CCS was eleventh in 1992, with numbers 2-7 back from that team.

Louisville (Woodland Hills)/SS has Shaluinn Fullove (20:07m-5:10.69-11:32.17) and Colleen Lavery (20:35m) leading, with 1992 Southern Section powers Temescal Canyon (Lake Elsinore)/SS and Murrieta Valley/SS probably moving up a class or two with enrollment jumps. Laguna Beach/SS has Tara O'Connell (20:54m) leading what should be a fine team.

St. Anthony (Long Beach)/SS has fine junior Jackie Guesno (19:45m 41st 92) and Mary Helen Gonzalez (20:44w) returning, with Morro Bay/SS Faye Roundy (19:30m 14th 92), and traditional power Fillmore/SS also strong from the Southern Section. York (Monterey)/CCS could be a factor.

Marissa Hurwitz (Bishop's, La Jolla)/SD was 7th here at 19:24 (11:37.16) last Fall, with Lori Fancon (Taft)/CE 11th at 19:36 (5:01.98). Megan Ericson (Whittier Christian, La Habra/SS) was 19:28m last Fall. Heather Ryan (Buchanan, Clovis)/CE was 19:53w (25th 1992). Danielle Wall (Carmel)/CCS was CCS champ at this level last Fall.

Boys

■ Division I

1. Thousand Oaks/SS
2. Santa Ana/SS
3. Madera/SS
4. Arroyo Grande/SS
5. Hart (Newhall)/SS
6. Peninsula (Rolling Hills)/SS
7. Palmdale/SS
8. Canyon (Canyon Country)/SS
9. Redlands/SS
10. Mira Mesa (San Diego)/SD

They take no prisoners in the greater Ventura County Marmonte League of the Southern Section, with the level of competition spewing forth teams and individuals who com-

pete for national championships each fall. 1993 will be no different, with the Thousand Oaks/SS Boys squad of Coach Jack Farrell the potential to be something really special! The foursome of Brandon Del Campo (15:27m 24th 92-9:31.13), Jeff Fischer (15:29 8th 92-8:53.04 3000m), Kevin Marsden (15:48m 30th 92-4:22.53- 9:45.63), and Chad Aldrich (15:37m 48th 92-4:25.38) are definitely a group with potential to build on, with the Lancers second last Fall Div I and sixth in the Harrier National final 1992 team rankings. We'll trust Coach Farrell's ability to dig up a fifth scorer and keep everyone healthy.

Back a ways a pack of five will battle for the second place State Meet plaque. Santa Ana/SS, eighth last year, returns its top five scorers from the State Meet, with Federico Duran (15:54m 40th 92) and Juan Zaragoza (16:16m) leading a talented and deep crew. Madera/CE is always tough, with Eric Kropf (15:33w 21st 92-9:39.44) and Ricky Chavez (15:31w 29th 92-4:18.09) and a possible big-time transfer making Coach Dennis DeWitt's 93 squad as good as they have ever been. Arroyo Grande/SS has Eric Dunn (15:30w 5th 92 4:14.21) and vastly improved Pat Gerrity (16:10m 9:19.80) leading what will be a strong group. Hart (Newhall)/SS has supers Brett Strahan (15:37w 7th 92 4:13.90-9:28.5), Gavin Klinger (16:11w 36th 92-4:16.7-9:25.4), and Jose Erazo (16:20m) leading the nation's #2 ranked 1992 team into the post-Coach Gene Blankenship era. Peninsula (Rolling Hills)/SS was fifth last Fall, with Ken Goodrich (15:59m 43rd 92), Hide Sano (16:04m-4:22.98), and Steve Schultz (16:23m) leading what will be another strong squad for Coach Joe Kelly.

Palmdale/SS, the Southern Section's top soph-frosh team the last season or two, will break through to the big-time this Fall, with tenth grader Marcus Castro (16:19m) and junior Louie Alvarez (4:26.16) leading a very talented crew. Canyon (Canyon Country)/SS came around super in 1992 for a fourth place statewide effort Div II, with Jon Bishop (15:46m 14th Div II 92) and Mike Wenz (16:15m-1:53.82) heading another tough group making an enrollment jump. Redlands/SS had Tedros Berhane (15:51m-9:48.3), Andy Christopherson (16:29m) on top of a fine squad. Mira Mesa (San Diego)/SS was ninth last Fall, with numbers 2-7 returning from that young squad (five sophs and one frosh in the group), with soph Kevin Bowes

9:36.7 and frosh Larry Henderson 4:26.50/9:39.4 in the spring.

Traditional power Dana Hills (Dana Point)/SS will have Clint Allen (16:13m) and John Bindolillo (16:26m) leading. San Diego/SD, with Mebratom Keflezighi (15:19w 3rd 92 4:11.48-9:09.26), one of the nation's best in track, and Jose Melgar (15:46w 13th 92-4:22.9), could be very tough with the development of some back-up. Saddleback (Santa Ana)/SS has junior Rafael Santamaria (15:59m), with Hesperia/SS James Lyon (16:29m). Bellarmine (San Jose)/CCS has soph Adrian Webb (16:30w) and junior Tom Becker (16:34w-4:22.4) leading the 1993 Varsity, with Todd Dando 4:23.1 in the Spring. Belmont (L.A.)/LA has Richardo Valenzuela (16:19w 45th 92- 4:26.97) and a hard-working back-up crew, with Buena (Ventura)/SS Dennis Sweningson (15:59m) and Brett Butolph (4:26.5) team leaders. San Gabriel/SS, with Oscar Estrada (16:05m-4:26.45- 9:45.0) and Rowland (Rowland Heights)/SS, with Miguel Martinez (16:03m) are other squads that could develop.

Jaime Martinez (Orange)/SS will be one of the nation's top individuals, with a tenth place finish in the Kinney (Foot Locker in 1993) Nationals, the third underclass finisher nationally in that event, with a 15:14w for fourth at State Div I-4:13.24- 9:06.48. Scott Cervelli (Santa Teresa, San Jose)/CCS was 15:36w 6th 1992--1:55.37-4:20.2. Adalberto Sanchez (Capistrano Valley, Mission Viejo) was 9:18.89 last spring in track. Jeff McCarty (Ayala, Chino)/SS was 16th Div III 16:08m-9:39.0 in 92-93.

■ Division II

1. Mission Bay (San Diego)/SD
2. Katella (Anaheim)/SS
3. Camarillo/SS
4. Agoura/SS
5. San Pasqual (Escondido)/SD
6. La Habra/SS
7. Villa Park/SS
8. Jesuit (Sacramento)/SJ
9. Claremont
10. De la Salle (Concord)/NCS

Defending Champion, and #13 ranked nationally at the end of the season, Mission Bay (San Diego)/SD, returns its first four scorers from that team, with Devin Elizondo (15:43w 8th 92- 4:18.55-9:20.40), Mario Marquez (15:56w 13th 92-9:43.0), Roger Romero (16:11w 24th 92-4:21.47), and David Levy

continued next page...

PREP PREVIEW

(16:17w 34th 92 but 1:57.32-4:12.86 in track) an adequate crew to build on in quest of high national honors.

Katella (Anaheim)/SS, third in 1992 (and 24th ranked nationally), will not give an inch in the psychological battle for the top, with Mike Moreno (15:38m 6th 92-9:40.36), Delphino Resendez (15:55m-9:44.69), Steve Pham (16:19m), and Alberto Cruz (16:35m) very determined for a championship in 1993.

Camarillo/SS has the kind of returning crew that Coach Mike Smith does wonders with. Jeremy Park (16:07m-9:43.33), Eliazar Hernandez (16:15m 9:32.28), Ron Franco (16:24w), and Ben Hill (16:33w) help give this division frightening depth! Agoura/SS, part of the Marmonte League along with Thousand Oaks/SS and Camarillo/SS (now you see what we mean!) was second last year, with John Greene (15:38m 16th 92-9:29.04), Craig Wilson (16:20m), and soph Adam Eyre (16:32w)

making the Chargers just fine this time around too. The Marmonte League will have ten male runners who could go under 15:30 on a flat three mile cross country course! San Pasqual (Escondido)/SD was seventh last year, with numbers 2-7 back, led by Manuel Romero (16:24w 41st 92), Chris Ruhe (16:37w) and Matt Silva (16:37w and 1:52.23- 4:26.5 in track). La Habra/SS continues to have Mahon family members who can fly, with Brendon (15:55w 4th 92-4:26.86-9:40.40) this year's leader with some good back-up as the Highlanders move up an enrollment division.

Villa Park/SS has Blake Schumacher (16:27m) and Phil Sitner (16:33m-4:24.04) leading another fine crew for Coach Dave White, with Jesuit (Sacramento)/SJ Matt Farley (15:50w 10th 92 and 4:20.0-9:04.39 in track) and Ned Presnall (16:12w 32nd 92) for Coach Walt Lange to start his 93 group with.

Claremont/SS has David Constantine (16:34m) leading what will be a good team,

with De la Salle (Concord)/SJ probably back at this enrollment level after a 92 attempt at Division I, where they were a fine fourth place. John Kelly (16:20w 47th 92 Div I) will lead DLS in 1993.

Monte Vista (Danville)/NC put together a fine spring Track season, with Brock Tessman (1:54.80-4:19.30) leading a tough, close-packed veteran crew. Fremont (Sunnyvale)/CCS has five back from its 1992 12th place team, with Mike Powers (16:15w 29th 92- 1:53.76-4:26.3) leading what could be a strong team. CCS rival Leland (San Jose)/CCS was 9th in 1992, with a trio back from that team. Southern Section Inland Empire teams, Norte Vista (Riverside)/SS, led by Mike Pendergraph (15:43m 17th 92) and Raul Magana (16:08m), and Corona/SS, with fine junior Ian Enriquez (16:12m) and Greg Potts (16:32m), will push each other. North Bakersfield/CE was 10th in 1992, with five back from that team. La Puente/SS was one of the state's most improved programs with its fourth place performance Div III last Fall. Juan Rios (16:24m 23rd 92) and Fili Bahene (16:25w 25th 92) lead five who return from the 1992 group moving up a level. El Modena (Orange)/SS, led by soph Ryan Emeneker (16:35m), Laguna Hills/SS, with Jeff Domis (16:16m) and Charles Gatchell (16:39m), and Bishop Amat (La Puente)/SS, with Byron Hardie (4:24.87) leading, are other Southern Section teams moving up to this level in enrollment in 1993.

Individually, Matt Creason (Eureka)/NC was 5th 1992 at 15:39w-4:23.15-9:17.88, with fine soph Mario Argueta (Jurupa Valley)/SS 16:11m as a frosh at Mt. SAC last Fall. From the NCS Keith Kennedy (San Leandro)/NCS was Section runner-up with a 9:35.3 from the spring, with John Atwood (Castro Valley)/NCS (16:11w 25th 92 9:35.35) another possible individual factor. Eduardo Verdejo (Foothill, Bakersfield)/CE (16:01w-9:30.8) will be another top individual, with Rey Sanchez (Delano)/CE (4:22.82) also impressive from the Central Section. From the CCS, Luis Granado (North, Salinas)/CCS (9:38.7), Lee Fernandez (Salinas)/CCS, and Greg Tademy (Silver Creek, San Jose)/CCS, with a fine 4:18.70 from the spring track season, could place high. Ruben Carrillo (Hilltop, Chula Vista) was third in the tough San Diego section at this level last Fall. Adam Loo (Crescenta Valley, La Crescenta)/SS was 16:16m in 1992. Konrad Knutsen (Del Campo, Fair




JAIME MARTINEZ
Photo by Doug Speck



MIKE MORENO
Photo by Doug Speck



JASON BALKMAN
Photo by Bill Cockerham



NICK RATTRAY
Photo by Doug Speck

continued next page...

PREP PREVIEW

Oaks/SJ has run 9:18.14 for the 3200m distance, with Alejandro Ramirez (Stagg, Stockton) Sac Joaquin Section runner-up Div I in 1992.

■ Division III

1. Estancia (Costa Mesa)/SS
2. St. Augustine (San Diego)/SD
3. Covina/SS
4. Newport Harbor (Newport Beach)/SS
5. Gunn (Palo Alto)/CCS
6. San Marino/SS
7. Nordhoff (Ojai)/SS
8. Sonora/SJ
9. Livermore/NCS
10. Mira Costa (Manhattan Beach)/SS

Estancia (Costa Mesa)/SS will hone itself on tough Southern Section Orange County competition, with Johann Appel (16:13m) and Peter Ho (16:32m) leading a solid group. Traditional power St. Augustine (San Diego)/SD was sixth in 1992, with most of that varsity crew returning. Fine miler Mark Hauser (16:00w 8th 92-4:11.33) and Dan O'Connor (16:21w 21st 92) lead a squad that has been maturing to championship quality over the last two years. Junior Martin Reyes was 9:47.45 for St. Augustine in the spring. Covina/SS has Bhagiva Goonetillike (16:32m-9:49.9) and Joseph Pelaez at the front of a tight packing squad that can threaten for the title. Newport Harbor (Newport Beach)/SS, the defending champions here, returns four off that team, including Trent Bryson (16:28m 35th 92), Dylan Guggenmos (16:34m) and Shahan Dezhad (16:34m), with developing depth making a repeat possible for Coach Bim Berry's crew. The above mentioned teams are within an eyelash on the team stopwatch, with this probably the toughest division to call team-wise.

Gunn (Palo Alto)/CCS was eighth in 1992 with runners 2-7 from that squad back. Neal Harder (16:46 46th 92-9:39.02) and Mark Tompkins (4:26.7) lead Gunn into 1993. San Marino/SS, second last year, has Warren Wolf (15:58m 17th 92-9:25.4), Lee Zuckerman (16:14m 24th 92), and junior Richard Chisholm (16:35m) to lead Coach Phil Ryan's 93 group. Nordhoff (Ojai)/SS, traditionally near the top of Div IV, has stars Javier Ramirez (15:51m 2nd 92-9:39.16) and Micah Robles (15:56w 4th 92) to build on in 1993 as the community has grown in population. Sonora/SJ, led by Darren Holman (16:11 15th 92-9:47.1), has its scoring five back from the 1992 tenth place

team. Livermore/NC has established a great tradition, with Steve Immel (16:22w 20th 92-9:29.57) and Micheil Jones (16:34w 34th 92-9:43.1) leading four back from a seventh place 1992 team. Mira Costa (Manhattan Beach)/SS has Matt Harris (16:07m) leading a good group.

Los Gatos/CCS, ninth in 1992, has Brian Stannard (16:40w 38th 92) and soph Ben Abeln (16:56w 58th 92) and two others back from that team. St. Francis (Mountain View)/CCS was young in 1992, with Palo Alto/CCS and Lick (San Jose)/CCS appearing to be other respectable groups from the Central Coast Section. The Southern Section returns a good group at this level. Paso Robles/SS, with Chris Harrison (16:29m), Corona del Mar (Newport Beach)/SS, with Brian Slingsby (16:35m), and Dos Pueblos (Goleta)/SS, with Jeff Loomis (16:10m-9:40.80) on top, will be strong. The huge Southern Section does not stop there, with Rubidoux (Riverside)/SS, led by star Rondie Gibbs (15:53m 5th 92-9:36.23) and St. Francis (La Canada)/SS could develop into fine teams this Fall.

Jason Balkman (Lynbrook, San Jose)/SS was the individual champion at this level last year as just a soph at 15:38w, then continued to improve mightily in the spring to 4:22.28 for 1600m and 9:06.90 for 3200m. Ryan Bartell (West Hills, Santee)/SD was 10th 1992 at 16:03w-9:48.37, with Brian Meyer (Rio Americano, Sacramento)/SJ 16:07w for 13th at this level. Ryan Wilkinson (16:03m) and Matt Huss (16:23m-4:25.61), both of Santa Margarita, Rancho SM/SS, are solid individuals.

■ Division IV

1. Morro Bay/SS
2. McFarland/CE
3. Fillmore/SS
4. Desert Christian (Lancaster)/SS
5. Piedmont/NC
6. Maranatha (Sierra Madre)/SS
7. Salesian (L.A.)/SS
8. Lassen (Susanville)/NO
9. Arcata/NC
10. Santa Ynez/SS

A real dog-fight will take place here. Morro Bay/SS, third last go-round, has its top five back, with three sophs and a frosh in that scoring group in 1992. Juniors Dave Mitchell (15:44m 7th 92 4:23.77) and Joey Taverner (15:45m 7th 92-9:30.65) lead the veteran powerful Pirate team. McFarland/CE returns a fine foursome from its 92 Championship

team in Gabriel Diaz (16:36w 20th 92), Galvin Gonzalez (16:38w 24th 92), Benjamin Galvan (16:42w 25th 92), and soph Jose Sanchez (16:06w-4:26.37).

Fillmore/SS was fourth in 1992, with Oswaldo Servin (16:27m 15th 92), Eduardo Flores (16:45m), Miguel Ibarra (16:48w 30th 92), and three others back from the 92 powerhouse.

Desert Christian (Lancaster)/SS, one of the nation's top Cross-Country team, runner for runner with only about 150 students (92-93 class a dozen twelfth graders!), has Matt Novotney (16:46m) leading a fine 93 team. Piedmont/NC has individual divisional champion Steve Brown (15:48w 1st 92-9:22.4) leading the top team at this very tough level of the North Coast Section. Maranatha (Sierra Madre)/SS is always strong, seventh in 1992, with Darin Dreves (16:38w 22nd 92) and Joseph Garcia (16:32m 45th 92) battling Desert Christian at the division I "A" level in the Southern Section. Salesian (L.A.)/SS is next best out of the very deep Southern Section at this level, with junior Eduardo Santillan (16:49m) leading the Mustangs in 1993. Lassen/NO (Susanville) had a fine underclass group last Fall, and will be the Section favorites in 1993. Arcata/NC was ninth in 1992, with Cody (16:52w 35th 92) and Tyler (16:58w 38th 92) Clark-Thompson leading another solid 93 team. Santa Ynez/SS, with Ryan Myers (16:54m), returns at under 90:00 for five at Mt. SAC.

Branson (Ross)/NCS has junior Jon Genant leading three from the team who finished within the top seven of the North Coast Div IV race last Fall, with traditional power Yreka/NO led by super soph Aaron Gillen (15:55w 3rd 92). Taft/CE was sixth in 1992, with soph Micah Fuson (17:00w 40th 92) leading four back from that squad. Pacific Grove/CCS has six back from its 1992 tenth place squad, with Lars Mininni (17:08w 49th 92), Ryan Bartlett, and Charles Engel leading the Breakers in 1993 against CCS rivals Half Moon Bay/CCS, which has five runners back from its eleventh place group, junior Justin Stern (17:29w) and soph James Harrison leading. Southern Section teams Oak Park/SS, with Nick Rattray (16:20m-9:39.05), and Woodcrest Christian (Riverside)/SS can be a factor at this level.

Nate Bowen (16:41m) and Kevin Purcell (16:50m) return from Crossroads (Santa Monica)/SS. Chris Torres (Avenal)/CE was 9:45.19 for 3200m in the spring. ♦



PREP NOTES

By KEITH CONNING

■ Olympics star Williams remembered as a gifted teacher

By Maura Thurman

Independent Journal reporter

The fight to succeed as an African American gave Fairfax resident Archie Williams a connection with struggling students and a special talent for teaching, said friends and colleagues who mourned his death yesterday. A gold medal winner in the 1936 Olympics, Williams found himself three years later unable to get a job after earning a mechanical engineering degree at the University of California at Berkeley. He had a pilot's license but couldn't get hired to fly a civilian plane.

"He was a guy who had a lot of compassion for people that struggled," said Carl "Red" Brown, a longtime coach at Sir Francis Drake High School, where Williams taught 20 years. "He really related to young people who had a hard time getting through school."

Williams, 78, died yesterday at Marin General Hospital after suffering a heart attack at home.

Fame descended on him at the Berlin Olympics, where Adolf Hitler hoped to showcase the superiority of an Aryan race. Williams and teammate Jesse Owens dashed those ideas by winning four gold medals between them. Williams won the 400-meter race, but his athletic career faded after he suffered a torn ligament just months after the games. "I more or less had one of those Cinderella careers," he said in a 1967 interview.

His job search ended at Tuskegee Institute in Alabama, where he became a pilot trainer for an African-American flight corps known as the Tuskegee Airman. He joined the Army Air Corps in 1942, starting a 22-year military career that boosted him to the rank of lieutenant colonel.

After retiring from the military, Williams earned a teaching credential and arrived at Drake High in 1966. He taught math, science and computer courses until 1986.

"He had a way of working with students who weren't real mathematicians," said Harold Allison, who was principal at Drake from 1952 to 1971.

When computers emerged in the 1970s, Williams pursued a computer curriculum despite a lack of money to support it. "He bought computers out of his own pocket to get things going. If it was good for the kids, he would get it done," said Norman Cady, who retired as principal in 1990.

Williams remained active in sports as a track coach at Drake. He helped found the Marin Special Olympics in 1968. Last year, he was inducted into the Track and Field Hall of Fame in Kentucky.

When he quit teaching, Williams returned to flying for a time as co-owner of Blue Sky Advertising in Santa Rosa. He also kept active at the Marin Jewish Community Center, where he was honorary chairman of the Marin Senior Olympics last year.

"We'd see him four to five days a week," said Michael Kamler, associate director of the center. "He was a tremendously inspirational man. He had to deal with adversity but was not bitter."

He is survived by his wife of 50 years, Vesta Williams of Fairfax; two sons, Archie Williams Jr. of San Anselmo and Carlos Williams of Novato; a sister, Florence Scott of Pasadena; and two granddaughters.

[Prep Editor: The preceding story appeared in the Independent Journal on June 25, 1993.]

Williams was born and raised in Oakland and attended Claremont Junior High. According to the *Oakland Tribune* he attended University High. However, the *San Francisco Chronicle* said he attended Berkeley High and studied mechanical engineering at San Mateo Junior College before going on to Berkeley.

"When I was at Berkeley High, I ran track instead of playing baseball because they didn't give baseball uniforms to blacks," Williams said.

Williams won the Pacific Coast Conference 440 yards in 46.8 in 1936. He set the world record of 46.1 in the 400 meters in 1936 and won the 1936 NCAA 440 yards in 47.0 at Chicago, Illinois.

At the 1936 AAU in Princeton, New Jersey, Harold Smallwood, Southern California

won the 400 meters in 47.3. Jimmy Lu Valle, UCLA, was second, and Archie Williams, California, was third.

He won the 1936 final Olympic Games tryouts 400-meter in 46.6. There was a picture of Williams in the *Berkeley Daily Gazette* on July 15, 1936. The caption said: "Here is Archie Williams, chocolate-colored U.C. sophomore and the Golden Bears' sole representative at Berlin, winning his way to the Olympic Games at the head of the 400-meter dash trio in the final tryouts at Randall's Island, N.Y. Sunday. In an all-California finish that was clocked at 46.6 seconds for Williams, second place went to Harold Smallwood of U.S.C., and third place to Jimmy Lu Valle, graduate U.C.L.A. student, and fourth to Al Fitch, U.S.C." (Harold Smallwood of Ventura was operated on August 7, 1936 for appendicitis. He was stricken a few hours before he was to have competed in the Olympic final.)

In the 1931 state meet Al Fitch (Pasadena) placed second in the 100 meters and third in the 200 meters. Jimmy Lu Valle (Polytechnic, Los Angeles) placed second in the 400 meters in 48.8.

Williams won the 1936 Olympic Games 400 meters in 46.5. There was a picture of Williams in the *Berkeley Daily Gazette* on August 12, 1936. The caption said: "University of California, hard hit by injuries, finally saw one of its number streak to victory at the Berlin Olympic Games when Archie Williams, smooth-striding colored boy, broke the tape in a great 46.5 400-meter dash that just did nose out Arthur Brown, unheralded British youth, at the finish line."

"As I recall, when I came back home that people asked me, 'How did those dirty Nazis treat you?'" Williams told *The Tribune* in 1981. "To which I always replied, 'Well, over there at least we didn't have to ride in the back of the bus.'"

"Jesse Owens might have been snubbed by Hitler, but he was a hero in the eyes of the Germans. They followed him around the streets like he was the Pied Piper."

He was one of six University of California at Berkeley Olympic champions. The others

continued next page...

PREP NOTES

were: 1932--Bob Kiesel, 400 meter relay, 40.0; 1948--Guinn Smith, Pole Vault, 14-1 1/4; 1956--Leamon King, 400 meter relay, 39.5; 1960--Jack Yerman, 1600 meter relay, 3:02.2; 1972--Eddie Hart, 400 meter relay, 38.19.

Williams graduated from Berkeley in 1939. He currently ranks seventh on the Cal all-time list at 46.1. Only Peter Howard (45.46 in 1985), Atlee Mahorn (45.62 in 1986), Dave Archibald (46.0 in 1962), Forrest Beaty (46.0 in 1965), Glover Klemmer (46.0 in 1941), and Jack Yerman (46.0 in 1960) have run faster for the Golden Bears.]

Olympic Games. 1936 Berlin.

400 Meters:

1. Archie Williams	USA	46.5
2. Arthur Godfrey Brown	GBR	46.7
3. James LuValle	USA	46.8
4. Williams Roberts	GBR	46.8
5. William Fritz	CAN	47.8
6. John Loaring	CAN	48.2

Prior to the 1936 season, Archie Williams of Oakland, California, had never run a quarter-mile faster than 49 seconds. However, in April, 1936, he ran 47.4, in May 46.8, and on June 19, at the N.C.A.A. championships in Chicago, he clocked 46.5 for 440 yards around one turn, passing the 400-meter mark in 46.1 to break Bill Carr's world record.

Source: *THE COMPLETE BOOK OF THE OLYMPICS*, David Wallechinsky.

Huskies await NCAA penalties

By Dan Raley

Seattle Post-Intelligencer

Seattle--A Pacific-10 Conference investigation of the University of Washington football program has turned up allegations of 31 NCAA rules violations that cover seven categories, providing new developments that border on the bizarre and place the eligibility of current players in question.

School officials Friday released the findings of the 7-month investigation, triggered by quarterback Billy Joe Hobert receiving \$50,000 in a series of improper loans and player charges of booster irregularities last fall.

The 100-plus-page Pac-10 report, which included testimony of players, boosters and others, made no conclusions on the allegations, which if proven could result in penalties as severe as a ban on bowl-game and television appearances and loss of some future scholarships.

Washington athletic director Barbara Hedges acknowledged that Hobert's loans broke three NCAA rules. There also were instances of misuse of recruiting funds--previously undisclosed--in which prospective players or Husky players kept allocated meal or entertainment money for personal use.

A source close to the investigation said that Hobert's loans, because of the UW's lack of adequate safeguards to prevent the loans and the amount, alone likely will bring a major penalty.

The UW football program has received major sanctions only one other time. In 1956, the conference placed the Huskies on a two-year bowl and television ban and fined the university \$52,000 when a booster fund that paid players was discovered.

"The University of Washington takes these allegations very seriously," UW president William Gerberding said. "The well-being of our student-athletes and the reputation of this excellent university are at stake, and we have taken and will take appropriate action swiftly and with determination."

Senior tailback Wilson "Beno" Bryant, senior flanker Joe Kralik and senior defensive tackle D'Marco Farr are players named in allegations that, if proven, could strip them of their final season of college eligibility. A source familiar with the investigation confirmed as much.

Bryant was alleged to have received pay for work he didn't perform for James Kenyon, a Los Angeles real estate developer named in earlier allegations of providing benefits for former UW players. Kralik, as well as Hobert, was alleged to have received wages and free meals not afforded other employees by Roy Moore, operator of Tyee Valley Golf Club south of Seattle.

Farr, from Kennedy High of Richmond, was alleged to have received job income from booster Jim Summers that exceeded his 1991 grant-in-aid limit, and had improper contact with booster Herb Mead of Bellevue, Wash., at a high school all-star game.

"We have no determination on any eligibility issue," Hedges said. "That's very premature."

The most disarming allegation was provided by Southern Cal wide receiver Johnnie Morton, who said he was told that Mead would legally adopt Morton in order to provide him with extra benefits. Mead Friday denied the offer was made.

Allegations were broken down into seven categories: the Hobert loans; player jobs offered by Moore; player jobs offered by Ken-

yon; actions taken by Mead and his son, Clint; actions taken by Jim Heckman, Don James' son-in-law; recruiting funds; and miscellaneous activities.

James said the allegations left him with mixed feelings.

"I was very disturbed when I read the first part, but when I read the replies of the people who were named I felt much, much better," James said. "Now it's a matter of taking these individual allegations, sorting them out and getting to the bottom of it."

[Prep Editor: The preceding story appeared in the San Francisco Examiner and The Spokesman-Review (Spokane, Washington) on June 26, 1993.]

Beno Bryant (Dorsey, Los Angeles) won the 1989 State Meet 400 meters in 47.52. The Dorsey boys' 4 x 400 relay team won the 1989 State Meet in 3:12.21. The Dorsey boys' 4 x 100 relay team placed third in the 1989 State Meet in 41.99.

There were seven men and five women from California on the 1993 Washington track and field team roster.

The men included: Alex Bynoe, Event--Sprints, Year--Sophomore, Experience--1 Varsity, Hometown (High School/Junior College)--Palo Alto (Gunn); Damon Felice, Hammer, Sophomore, Transfer, Hollister (Palma/West Valley); Napoleon Kaufman, Sprints/Long Jump, Sophomore, Squad, Lompoc (Lompoc); Darin Loucks, Distances, Sophomore, Squad, Modesto (Beyer); Tim Martin, Sprints, Junior, 1 Varsity, San Clemente (Capistrano); Jeff Munroe, Distances, Junior, Squad, Lynwood (Claremont); Chris Sawtelle, Hurdles, Freshman, High School, Arcadia (Arroyo); and Rob Scott, Sprints/Long Jump, Senior, 1 Varsity, Sherman Oaks (Feather River/Marymount). Napoleon Kaufman and Chris Sawtelle were not listed in the Postseason Guide dated May 18.

The women included: Rachel Austin, Middle Distances, Junior, Transfer, Fair Oaks (Del Campo/American River); Clover Codd, Hurdles, Freshman, High School, Eureka (Eureka); Justelle Samuelson, Distances, Freshman, High School, Irvine (University); Tamara Terry, Sprints, Sophomore, Squad, Pasadena (Muir); and Kam Warner, Hurdles/Long Jump, Freshman, High School, Bakersfield (West Bakersfield). Clover Codd was not listed in the Postseason Guide dated May 18.

continued next page...

PREP NOTES

NOTES FROM DOUG SPECK

■ Earl Engman

The world, education, and prep sports suffered a great loss June 21st with the death of Earl Engman at 69. The architect of the fabulously successful pre-1993 California State High School Track and Field Championship Meets at Cerritos College died after a year long battle with cancer. Known to many followers of the sport as the "big guy with the bald head" who often wore outrageously colored pants or shorts at the State Meet weekend, Earl was a big, big favorite with all that he came in contact. Since the mid-1970's he was the organizer behind the huge five hundred school Southern Section Championship series in the sport of Track and Field and had directed the last six state affairs at Cerritos.

Earl had also branched out into Cross-Country, directing the Southern Section competitions the last two years, and was involved with officiating and officiating organizations in other sports such as football and water polo.

A great athlete himself, he gained note for a great group of athletes and teams he coached at Santa Ana High School, with his 1970 and 1972 teams Southern Section Champions. Some of the noted stars of those squads were Robert Harrell, State 400 Champ, Clancy Edwards State 200 Champ who went on to USC and international glory, and top distance runner Mark Genet.

It was Earl's ability to deal with people that was so impressive. He built a loyalty into "Earl's army"--the huge crew that ran the championship competitions he directed. Recently retired, Earl had the time to give each person attention as he came across them during the year, and was able to construct a meet management team organized such that

he could free himself up and come around to each event area during the competition and talk to the help.

As we said at the start, the world, education, and prep sports was dealt a big loss with the passing on of Mr. Engman.

■ Inspiration

By far the most inspirational story we came across this past spring was that of Troy Patterson (Los Altos HS, Hacienda Heights). The twelfth grader at the San Gabriel Valley school is a High Jumper of some note with a Miramonte League Championship and seasonal best of 6-7. Lonnie White of the *L.A. Times* wrote an excellent article in which he described Troy's overcoming a tremendous physical handicap to achieve this level of success. It turns out that the young Patterson was hit by a car when he was eleven years old and lost the lower part of his right

continued next page...

Comparison of National Scholastic and Golden West By Keith Conning

Boys	NS	GW	Girls	NS	GW
100	10.31	10.41	100	11.85	11.31
200	21.07	20.52	200	24.35	23.01
400	47.28	45.47	400	53.59	55.69
800	1:50.09	1:53.44	800	2:09.75	2:12.76
Mile	4:11.51	4:13.72	Mile	4:46.21	4:54.58
3,200	-----	9:09.69	3,200	-----	10:45.48
2 Mile	9:11.99	-----	2 Mile	10:42.59	-----
110HH	13.60	13.82	100HH	14.01	14.50
300IH	36.97	36.96	300H	45.33	42.50
400IH	51.71	----	400R	----	46.05
400R	41.59	40.79	HJ	6-2	6-0 1/4
1,600R	3:17.32	----	LJ	18-11 1/2	20-9
HJ	6-11	6-10	TJ	39-3 1/4	39-5 1/2
PV	16-3	16-9	SP	42-5 1/4	52-8 1/4
LJ	24-9 1/4	24-3	DT	171-0	165-10
TJ	51-3 1/4	50-10 3/4	Hept	-----	4898
SP	63-2 1/4	63-7			
DT	181-4	194-10			
Dec	-----	6891			

Top marks in each event

Boys: National Scholastic 8, Golden West 7
Girls: National Scholastic 7, Golden West 6

PREP NOTES

leg (below the knee) as a result of the accident. He wears a prosthesis on the lower part of this leg. With a twin brother, Tracey, who Troy used to compete against "heads up" in all activities, one of the outstanding athletes at Los Altos, Troy still came out for Track his soph year, competing in the discus and placing last in every meet. His junior year, at the insistence of Assistant Coach Dave Shirley, he tried the High Jump, with Shirley explaining the "flop" style really only required one good leg. It was the special prosthesis, called the "Seattle Foot," ordered by Troy's Doctor, Darrell Blades, that made serious competition possible. Despite breaking four versions of the new "foot," Troy marked amazing improvement during the season, finishing off with a Championship and school record performance in the League Finals. The Los Altos star plans on continuing his jumping career at Mt. SAC next year.

State Meet Sectional Wrap-up

The following is an interesting State Meet "wrap-up" done by Gary Brooks on the different sections and how they scored in the June 19th State affair (see box above). Number of places among 1-6 with point totals per section are listed at the bottom.

It might be interesting to use the above info like the sport of wrestling does statewide to determine Section representation into the State Competition. Especially on the girls side it is ridiculous that the Southern Section gets only the five that it does.

MT. SAC Cross Country Invitational

Great news came this summer when the huge Mt. SAC Cross Country Invitational made the decision to switch to State enrollment size divisions for its Friday, October 22 and Saturday, October 23, 1993, competition.

Friday afternoon's action will be for schools of Division III (705-1139) and Division IV (1-704), with Saturday Divisions I (1516+) and Division II (1140-1515) size races. The "state enrollment" division Invitational meets have turned out to be by far the most popular kind during the fall Cross Country season, with Sweepstakes races planned on both days where schools and top individuals of different divisions can combine in top competition.

Schools from across the state who are looking for a preview of their State Finals division race should give serious consideration

State Meet Sectional Wrap-up by Gary Brooks

Plc.	SS	SD	LA	SJ	NC	CC	CE	OK	SF	N
Boys										
1	6		2	3		4	1			
2	6	4	1	2	1	1	1			
3	5	1	2	3		1	3			1
4	8	3			3		2			
5	6	1	2	3	1	2	1			
6	5	1	1	4	2	3				
	(36-187)	(10-53)	(8-45)	(15-74)	(7-24)	(11-61)	(8-46)	--	--	(1-6)
Girls										
1	8	2		1	3			1		
2	9	1	1		1		1	2		
3	10	1		1	2		1			
4	10	1		1	2		1			
5	5				6	2	2			
6	3	2		1	5	1	1	1		1
	(45-265)	(7-40)	(1-8)	(4-21)	(19-75)	(3-5)	(6-23)	(4-27)	--	(1-1)

SS= Southern, SD=San Diego, LA=Los Angeles, SJ=Sac-Joaquin, NC=North Coast, CC=Central Coast, CE=Central, OK=Oakland, SF=San Francisco, N=Northern.

to the Mt. SAC Meet, with the competition's placement during the season far enough out from Championship competition such that there is time to make adjustments within a team before it all comes together in late November in Fresno.

The group at Mt. SAC--Don Ruh, Dan Schrum, John Norton, Ernie Gregoire, Doug Todd, Jim Polite--and all should be saluted for their continued flexibility with an activity that has the capability of just about pushing everybody over the edge before the long weekend each October is done.

William Moore

Running last year in the shadow of Michael Granville in age-group competition, William Moore of the L.A. Jets burst forth on his own this summer in Championship action at the Junior Olympic level, blasting a 47.16 to win the 400 meter event in the age 13-14 division at the New Orleans JO Championships.

Mr. Granville proved to be quite a performer this spring, his first at the High School level, racing 47.24 (400m) and 1:51.03 (800m), the latter a National High School ninth grade record!

Often referred to as "Obie," Moore may compete for the Los Angeles-based Jets TC, but he will be a ninth grader this Fall at John Muir HS in Pasadena, one of the nation's top prep programs. Coach Clyde Turner must be

rubbing his hands together in anticipation of 1994 and beyond potential, with Ken Haslip, one of the nation's top 300m Hurlers at 37.09 back at Muir, capable of relaying at 47.0, and enough talent coming back otherwise to put the Mustangs well under 3:15.0 in the 4x400 event.

Granville dropped over a second from his 48.57 eighth grade 400m best, with Mr. Moore's prep career obviously worth closely watching. Tenth grader Mike Russell of Diamond Bar HS raced 47.09 in the 17-18 400m, with Mike Turner (Morningside, Inglewood) 24-7 3/4 in the LJ, seventh grader Angela Williams of Ontario 11.79 (100m) and 24.25 (200m) (12-13), with Malika Edmondson 54.73 in the same age-group with her Southern California Sports Club 3:45.90 in the 4x400 event (we believe no one is older than an eighth grader from that baton group with the club graduating on to St. Bernard (Playa del Rey) this September according to rumors). Complete results of this competition as well as the other Summer Age-Group Championship Meets in our next issue.

THANKS AGAIN!

Thanks, once again. We would like to repeat our seasonal thanks for those people, such as Eric Tweit and Gary Brooks, who pass on results during the season, making possible what we try to do.

--D.S.

California Track and Cross Country COACHES ALLIANCE

Fellow Coaches,

On October 29 the State Federated Council will take a vote regarding the number of individuals each section will be allowed to send to the State Cross Country Meet. As you may have been aware from previous communications and information carried in California Track News, there has been a movement within the State High School Cross Country Championships Meet to reduce the individuals from five per section per division to the number that each section has going from its area to the state meet in track (Southern 5, North Coast 4, Central/Central Coast/LA/Sac-Joaquin/San Diego 3, and Northern/Oakland/San Francisco 1). This is the issue that will be voted upon in October.

Coaches throughout the various sections in the state have thoughts on this proposed cutback and some are for this, as well as some against. While opinions may vary on this issue, I'm sure we can all agree that this decision should not be made without the input of all.

What Do We Do Now?

I have enclosed a list of the State Federated Council members within each section and their school address. You need to write to Council members within your section regarding this issue before this October meeting and let them know your views. So that there is **no confusion** regarding this issue, keep in mind that you are not requesting a 5th division, or increase the number of individuals in the State Cross Country meet. **You are only letting your feelings known regarding whether you want the individuals in the State Cross Country Meet to stay the same, or to be reduced. You should limit your letter to that issue. Additionally, you should keep in mind that a lack of communication on your part as coaches will probably be interpreted as an okay to reduce the number of individuals.** There is a dual purpose in halting this reduction in individuals at this time. If we simply allow a reduction in participation in the State Cross Country Meet without any trade-off, any change that will add bodies to future races will most likely never be possible. While coaches in the Southern Section may have as a first reaction that this proposal does not effect them, this cutback statewide will definitely af-

fect our ability to deal with any "numbers issues" in the future. By not helping the rest of the sections in the state to maintain their individual participation and losing bodies in the Fresno State Meet you will definitely make sure that future positive changes in the meet will be harder to attain and will take longer to achieve.

If you are only writing to Council members within your section, **you might also send one to Mr. Don Bell, Principal at Leland High in San Jose.** He is the new chair of the State Cross Country and Track Advisory Committee.

At this stage of the process, every avenue of communication and input needs to be considered. Sections that have advisory committees in cross country need to make recommendations to section commissioners and possibly draft letters to Council members. If your League, City, or Section has a XC coaching organization, it would probably be helpful to have their input also. Look for a fel-

low league coach and see if you can get him/her to drop a letter to the Council. If every member of the Alliance was able to send a letter to a Council member along with another coach, the state would receive over 400 responses to this vote. That will get their attention! After the June State Track Meet situation, we may find that administrators are a bit more willing to listen to the "coaches in the field", so do not ignore this opportunity to make our feelings known.

In Conclusion:

If you feel the individuals are worth keeping, you must actively assist in helping to save them. The point here is no matter what the decision by the coaches, we need to have the coaches input considered by the Council before they make decisions regarding the sports that we coach.

Sincerely,
Dennis McClanahan
Coaches Alliance Director

Name	Title	High School	Address	City/State/Zip
Central				
Jennifer Earle	Principal	Woodlake	400 W. Whitney Ave.	Woodlake 93286
Jerry Laird	Principal	Sierra	33326 N. Lodge Rd.	Tollhouse 93667
Shannon Hollis	Dean of Act.	E. Bakersfield	2200 Quincy St.	Bakersfield 93306
Central Coast				
Don Bell	Principal	Leland	6677 Camden Ave.	San Jose 95120
Ed Reese	Principal	Bellarmine Prep	850 Elm St.	San Jose 95126
Los Angeles				
Augie Herrera	Principal	Belmont	1575 W. 2nd St.	Los Angeles 90026
Sue Kamiyama	A. D.	Bell	4328 Bell Ave.	Bell 90201
North Coast				
Patricia Geister	Principal	Moreau	27170 Mission Blvd.	Hayward 94544
Daryl Talken	Principal	Washington	58442 Fremont Blvd.	Fremont 94536
Northern				
Kathy Haynes	A. D.	Chico	901 The Esplanade	Chico 95926
Charles Nelson	Consultant	Plumas Co. Sch.	10 Pebblewood Pines	Chico 95926
Oakland				
Joanne Grimm	Principal	Oakland	1023 MacArthur Blvd.	Oakland 94610
Darrell Ovid	Principal	Oakland Tech	4351 Broadway	Oakland 94611
Sac-Joaquin				
Jim Bailey	Super./Princ.	Summerville	17555 Tuolumne Rd.	Tuolumne 95370
Eleanor Brown	Asst. Supv.	San Juan USD	PO Box 477	Carmichael 95608
San Diego				
JoAnn Smith	Superint.	Grossmont UHSD	PO Box 1043	La Mesa 91944
Robert Thomas	Superint.	Fallbrook UHSD	PO Box 368	Fallbrook 92028
San Francisco				
Ema Cobb	Principal	McAteer	555 Portula Dr.	San Francisco 94131
Steve Hirabayashi	Principal	Int. Studies Acad	45 Conkling St.	San Francisco
Southern				
Ken Gunn	Principal	Walnut	400 N. Pierre Rd.	Walnut 91789
Tom Jacobson	Principal	Corona Del Mar	2101 Eastbluff Dr.	Newport Bch 92660
Maureen Sanders	Principal	Paramount	14429 Downey Ave.	Paramount 90723
Gary Smidderks	Principal	LA Baptist	9825 Woodley Ave.	Sepulveda 91343



TO: California Cross Country &
Track Coaches

FROM: Dennis McClanahan, Director

Last track season I was having a conversation with a coach who had been newly-appointed as a head coach in a high school. As I was doing my best to convince this person about the Coaches Alliance, the coach had a very good question?

"What can the Alliance do for me, the new coach, who is struggling just to get a team on the field? I've been coaching one year. I'm now a head coach and I need help knowing just what I should be doing."

From this conversation has come the idea of section "resource" coaches; we can help our new coaches from within our organization. The beginning is simple and, hopefully, we can benefit from this.

Following is a list of current members of our organization who would like to volunteer as a "resource" coach for your section. The "resource" coach is available to answer basic questions in order to help the newer coaches who have little or no experience. While some of the questions may be very basic, some will be more difficult. Our "resource" coaches have pledged to assist with any information they can during the upcoming season. The idea behind the "resource" coach is for one coach to draw valuable coaching experience from another coach.

The following list features coaches from throughout the state who have volunteered to assist with this project and are available to you. I am certain that you can see the value in such a project and will join us as we seek to help and improve our sports and benefit our coaches.

Sincerely,
Dennis McClanahan
Coaches Alliance Director

Join the
**California
Track & Cross
Country
COACHES
ALLIANCE**

Your membership keeps
you informed!

COACHES ALLIANCE RESOURCE COACHES

<u>Name</u>	<u>High School</u>	<u>School Phone</u>
Central Section		
Ellen Jackson	Yosemite	(209) 683-4667
Steve Unzueta	Lemoore	(209) 924-6600
Dave Dodson	Sanger	(209) 875-7121
Dee DeWitt	Madera	(209) 695-4495
Steve Kelley	Fresno	(209) 441-3835
Bill Hatcher	Avenal	(209) 386-5253
Larry Lung	Golden West	(209) 738-1736
Central Coast Section		
Nanette Garcia	Silver Creek	(408) 274-1700
Richard Chamberlain	Pacific Grove	(408) 646-6505
Rick Fambrini	Serra	(415) 345-8207
Ron DiMaggio	Westmoor	(415) 756-3434
Hal Daner	Gunn	(415) 354-8216
Paul Jones	Palo Alto	(415) 329-3886
David Birschein	Carlmont	(415) 592-9725
Los Angeles Section		
Duane Telliano	Roosevelt	(213) 268-7241
Scott King	Birmingham	(818) 881-1580
Bill Mocnik	Carson	(213) 835-0181
Northern Section		
John Morton	Anderson	(916) 365-2741
Jim Eckman	Yreka	(916) 842-1155
Scott Fairley	West Valley	(916) 347-7171
North Coast Section		
Francis Mason	St. Mary's	(510) 526-9242
Peter Brewer	Castro Valley	(510) 537-5910
Oakland Section		
Mike Smith	Oakland	(510) 531-9161
Sac-Joaquin Section		
Dan Schlensker	Sacramento Lutheran	(916) 366-5844
Bob Baker	Elk Grove	(209) 685-9438
Bob King	Del Campo	(916) 971-5670
Nick Vogt	Bear River	(916) 878-0697
Jim Roeber	Sonora	(209) 532-5511
San Diego Section		
Tim Latham	Sweetwater	(619) 691-5700
Bill Cleves	El Capitan	(619) 443-1081
Dennis McClanahan	Mt. Carmel	(619) 748-4270
Dennis Lottermoser	Mira Mesa	(619) 566-2262
Sheri Svendsen	Santa Fe Christian	(619) 755-8900
Mike Cummings	Orange Glen	(619) 480-3070
Dick Wilkins	El Capitan	(619) 443-1081
San Francisco Section		
Marc Christensen	McAteer	(415) 695-5718
Southern Section		
Chris Noonan	St. Francis	(818) 799-7101
Ken Reeves	Nordhoff	(805) 640-4343
Steve Wilson	Palm Springs	(619) 778-0400
Rich Medellin	Esperanza	(714) 671-4004
Tim O'Rourke	Arroyo	(818) 444-9201
Keith Gilliland	Crescenta Valley	(818) 249-7433
Jim Crouch	Bell-Jeff	(818) 842-2195
Craig Vaughn	Elsinore	(909) 674-3194
Frank Ebner	La Puente	(818) 336-1241
Will Wilson	Desert Christian	(805) 948-5071
Beth Chilcott	Ocean View	(714) 848-0656
Dave Hassler	Westridge Sch/Girls	(818) 799-1153
Mike Sayward	Canyon	(714) 532-8000
John Mahr	Hesperia	(619) 244-9898
Jack Malloy	Diamond Bar	(909) 594-1405
College Coaches		
Tony Salerno	UC San Diego	(619) 534-0328
Ted Van Arsdale	UC San Diego	(619) 534-0328
Eddie Seese	Chabot College	(510) 523-8618
Red Estes	Fresno State Univ.	(209) 278-4097

PREP MEET SPOTLIGHT

34th Annual Golden West Invitational

By Keith Conning

American River College, Sacramento, June 12.

Marion Jones (Thousand Oaks) set three meet records. She won the 100 meters in 11.31 (+1.35), the 200 meters in 23.01 (+1.68), and the long jump at 20-9 (+.89). The old meet records were: 11.36 by Danielle Marshall (Kirkland, WA) in 1992, 23.54 by Ebony Robinson (Greenbelt, MD) in 1992, and 19-7 by Tanya Lidy (Pampas, TX) in 1988. Jones series: 19-9 (+0.95), 19-8 1/4 (+1.41), 18-7 (NR), 20-2 (+1.43), 20-0 1/2 (+3.37), 20-9 (+.89).

"I just wanted to come here and see how I would run at the state meet," Jones said to Bruce Burton (*Sacramento Bee*). "The state meet will be the final meet of my high school career and it will be in front of my so-called hometown fans, so it will be a special moment."

"I haven't competed in eight days, and when you get down to this point in the season, that's not good," she said. "But I'm pretty confident in the way I've been running, so I knew that these (meet) records would fall today. I didn't think about the records, I was just trying to get the best performance possible under the conditions."

"The first three jumps nobody was getting their steps off," said Jones to Phil Wong (San Francisco Examiner).

"Then," Jones continued, "everyone was starting to get more comfortable with the runway. I thought my fourth jump was the big one."

Cheaza Figueroa (Quartz Hill) placed third in the long jump at 18-1 1/2 (+1.17). Christine Sherwood (Watsonville) was sixth at 17-3 1/2.

Kristin Heaston (Ygnacio Valley, Concord) set a meet record of 52-8 1/4 in the shot put. The old meet record of 51-3 was set by Stevanie Wadsworth (Hurst, TX) in 1990. Lisa Misipeka (Temecula Valley) placed second at 45-9 1/2.

"The build-up from the discus really helped," Heaston said to Scott Strain (*Oakland Tribune*). "It was great having the other national

leaders here, but they did not throw to their top marks."

Kristin Heaston also won the discus 165-10. It was a huge improvement for her, as her previous best was 148-10 in the State Meet trials. Heaston's series: no mark, no mark, 140-11, no mark, 160-2, 165-10. Staci Darden (Sonora) placed second at 145-1, Tyrenda Stamps (Mt. Pleasant, San Jose) was third at 133-4.

"Yes, it (165-10) was a surprise," Heaston said to Strain. "You can't really tell where a throw is going to land or how long you threw it. You get a good feeling if it goes over."

"Everything came together on that throw--the speed, the timing, everything my coaches have taught me. I was really relaxed out there. I knew the other throwers and we were out here to have fun. The discus puts less stress on me than the shot. I was happy to see all the time and effort pay off."

"It was just smooth. Everything was starting to come together," said Heaston to Wong. "I was really relaxed. Every week this summer there's a big meet and I just take one meet at a time, plus I knew all the throwers from camp and we just went out and had fun."

Charles Mitchell (Waco, TX) set a meet record of 20.52 (+2.00) in the 200 meters. The old record of 20.65 was set by Floyd Heard, Milwaukee, WI, in 1985. Calvin Harrison (North Salinas), who waged a great race with Mitchell, placed second in 20.57 also under the old meet record. Anthony Volsan (Merced) was third in 21.27, and Brian Lewis (Highlands, North Highlands) was fourth in 21.48.

Calvin Harrison set a new meet record of 45.47 in the 400 meters. The old meet record of 46.06 was set by Danny Everett of Los Angeles in 1985. Calvin's time was the fastest time in the nation this season. Alvin Harrison, Calvin's twin brother, placed second in 47.08.

"I came here looking to do 45.2, but I can handle (45.47)," said Calvin Harrison to Burton.

The Permian (Odessa, Texas) boys' 4 x 100 relay team set a meet record of 40.79. Merced, anchored by Anthony Volsan, placed second in 41.33. An all-star team from San

Francisco was third in 41.66. An all-star team from Sacramento composed of Brian Lewis (Highlands, North Highlands), Craig Young (Florin), Ed Coleman (Grant), and Derrick Belton (Highlands) was fourth in 41.74. North Salinas was sixth in 42.10.

The Skyline (Oakland) girls' 4 x 100 relay team set a meet record of 46.05. It was a new event this year. Logan (Union City) was third in 46.47, Wilson (Long Beach) was fourth in 46.94, Pomona was fifth in 48.13, and Etiwanda (Rancho Cucamonga) was sixth in 48.75.

"It was a good race," Skyline girls' coach Darrell Hampton said to Strain. "They wanted to run 45 (seconds) and if it wasn't for a bad handoff, they would have had it."

Melinda Boice (American Fork, UT) set a meet record of 6-0 1/4 in the high jump. The old meet record of 6-0 was set by J.C. Broughton (Woodland) in 1989.

Susie Keller (Harvey, ND) set a meet record in the heptathlon of 4898. The old meet record of 4784 was set by Heather Sterlin (Mission Viejo) in 1992.

Jeff Nadeau (Monroe, Los Angeles) won the high jump at 6-10. Todd Kelly (Big Valley, Bieber) placed second at 6-10. Kevin Schleicher (Zephyrhills,

Tyson Lingenfelter (Upland) won the shot put at 63-7. Jason Young (Piedmont Hills, San Jose) placed fourth at 59-5 3/4. Chad Peare (Trabuco Hills) was seventh at 56-4 1/2.

Christie Engesser (Ocean View, Huntington Beach) won the 800 meters in 2:12.76. Michelle Muething (Amador Valley, Pleasanton) placed second in 2:13.02. Vicky Fleschner (Fortuna) was fourth in 2:18.89, and Shelby McKnight (Casa Roble, Orangevale) was fifth in 2:19.3.

"It was a tough race," Muething said to Strain. "I was more concerned with the girls (Birana Benning of Cedar Rapids, Iowa) than I was on the leader. There just wasn't enough time to catch her."

"I haven't run an 800 in two-three weeks and I just didn't want to get boxed in on the inside. I was able to move around and run the race I wanted to run. I was tired out there, but I just ran out of time."

Milena Glusac (Fallbrook) won the mile in 4:54.58. Christina Blackmer (Upland) was sixth in 5:13.81, Michelle Muething was seventh in 5:18.80, and Christie Engesser was eighth in 5:46.7.

Melissa Keim (San Pasqual, Escondido) won the 3,200 meters in 10:45.48. Karen

continued next page...

PREP MEET SPOTLIGHT

Bockel (Nordhoff, Ojai) placed fourth in 11:14.44.

Cheaza Figueroa won the triple jump at 39-5 1/2 (+1.91). Christine Sherwood placed fifth in 37-11 1/2 (+1.69).



ALVIN HARRISON

Photo by Bill Cockerham

Morris Giddens (Gardena) placed second in the mile in 4:17.12. There were only three runners in the race.

Ty Harvey (Sonora) tied for second in the pole vault at 16-6.

Tony Parrish (Marina, Huntington Beach) placed second in the triple jump at 50-4 (+2.09). Parrish's best legal jump was 49-8 1/2 (+1.96). Ty Gaines (Palmdale, Lancaster) was fourth at 48-7 (+0.17). Brandon Doss (Bella Vista, Fair Oaks) was seventh at 47-11 1/2 (+2.20). Doss' best legal jump was 47-6 1/2 (+1.30).

Malika Freeman (Skyline, Oakland) placed second in the 400 meters in 55.95. Julie Benion (Highland, San Diego) was fifth in 57.62, and Christie Holinka (Mira Loma, Sacramento)

was sixth in 57.67.

"I wasn't thinking about anything at all," said Freeman to Strain. I ran a good race and I think it will give me some confidence going into the state meet. I need it; I'm not a very confident person."

Karen Vigilant (Wilson, Long Beach) placed second in the 300 hurdles in 44.00.

Anthony Volsan (Merced) placed third in the 100 meters in 10.71 (+0.35). Lindsey McDonald (Merced) was sixth in 10.88.

Margarito Casillas (Hoover, Glendale) placed third in the 3,200 meters in 9:13.13.

Cheaza Figueroa (Quartz Hill) placed third in the 100 hurdles in 14.81. Tanyita Watkins (Walnut, Lakewood) was fifth in 14.93.

Tye Harvey (Sonora) placed third in the pole vault at 16-6.

Adrian Williams (River City, West Sacramento) placed fifth in the 300 hurdles in 38.03.

Tad Heath (Foothill, Santa Ana) placed fourth in the 800 meters in 1:53.76. John Lockard (Logan, Union City) was fifth in 1:55.9.

Adrian Williams (River City, West Sacramento) placed fifth in the 300 hurdles in 38.03.

Chad Peare (Trabuco Hills, Mission Viejo) placed fifth in the discus at 169-9. Tyson Lingenfelter (Upland) was seventh at 168-1.

John Schulte (Hanover Center, Cedar Lake, Indiana), the national leader at 217-1, only placed fourth at 172-9.

Robbie Weighall (Highland, Bakersfield) placed fifth in the decathlon with 6,176 points. Tyrin Prince (Highland, Bakersfield) was sixth at 6,108.

National Scholastic Championships

By Doug Speck

June 11 (Birmingham HS, Van Nuys) & June 12 (UCLA)

The Third National Scholastic Outdoor Track and Field Championships had Prelim action this year at Birmingham HS in Van

Nuys (Friday), with Finals action moved to UCLA (Saturday), one of the nation's fine track only venues, on Saturday. Presented by the Birmingham High Dad's Club and the National Scholastic Sports Foundation, the meet had added sponsorship this year from Disneyland, America's favorite playland. Mr. Jim Spier and Mike Bymes of the National Scholastic Sports Foundation did their usual fine job of gathering talent from coast to coast. California athletes, smarting first from the State CIF's decision to cancel the State Finals the previous weekend, then trying to refocus for the State Meet "re-run" on the 19th, were looking for some strong competition in the meantime, which this affair provided.

Boys' highlights were sprinting by Florida's Tony McCall, 800m running by Jeremy Stallings of Texas, Brian Wilkinson of Merced taking a top mile field, Leland of San Jose's Scott Slover taking a national Pole Vault field, and Darius Pemberton of New Jersey with a fine Long Jump effort.

For the Girls Becki Wells of North Dakota continued to dominate the mile event nationally, Shelly Talbert of Delaware had fine 100m hurdles and triple jump efforts, and UCLA-bound Amy Acuff of Texas did her usual fine high-jumping.

Bryan Howard, the Canyon Springs (Moreno Valley) soph would meet a top group of sprinters, with Tony McCall (Forest, Ocala, FL) the national 100m leader at 10.38, and Georgian Derrick Steagall another speedster. The 100 Final had University of North Carolina-bound McCall burst from the pack at 50 meters to race the equal #14 prep time ever at 10.31 (wind +1.4), with Howard third in a lifetime best at 10.47 behind Steagall's 10.46. Over 200 Meters McCall felt twinges before the Heats and withdrew, with Steagall winning 21.07w (+2.9) over Howard's 21.30w.

Jeremy Stallings (Stanton, Tx) had run 1:49.44 in winning the Texas 2A State Meet by six seconds. Georgian Dario Clement gets credit for setting the race up here, charging out through 24.7 (200m) and 52.3 (400m) splits before Stallings took over at 600m (1:20.4). Vondre Armour (Bakersfield), then frosh Michael Granville (Bell Gardens) made desperate charges down the home-stretch, with the Texan winning 1:50.09-1:50.99 (Armour)- 1:51.03 (Granville), with the Californians continuing their spectacular

continued next page...

PREP MEET SPOTLIGHT

underclass rivalry. Granville lowered once again his national frosh record from his 1:51.61 at Arcadia/Foot Locker. Michael really had to dig down for this one, looking very, very tired at 600 meters.

Brian Wilkinson (Merced) faced a top mile field with a ton of sub-4:15.0 athletes. However, the field decided to sit on the favored Californian, with the first 880 yard mark passing by at 2:10.0. Brian picked it up with a 61.9 440 after that, coming through the 1320 at 3:11.9, with Texan Jason Lunn putting on constant pressure through a 58.7 final 440 that had Wilkinson edge in ahead 4:11.51-4:12.04. Brian's last 880 was 2:00.6.

On the field, a strong Boys' Pole Vault group had Scott Slover (Leland, San Jose) edging Texans Steve Jesulitas and Brad Mayhew (all at 16-3) for the win. Darius Pemberton (Hackensack, NJ), who had come West in early April for the Arcadia/Foot Locker Meet from New Jersey's cold, continued his fine spring, winning the Long Jump with one of the nation's best efforts, a 24-9 1/4 (wind okay) mark.

Becki Wells (Dickinson, ND) had cruised a 4:42.0 1600m earlier in the spring, with 67.1 (440) 2:20.1 (880) 3:36.3 (1320) splits that no one here could stay with, finishing unpressed at 4:46.21. Delaware's Shelly Talbert raced the nation's #3 time of the year in the 100 Meter Hurdles with a fine 14.01 (wind +0.3), then returned to take the Triple Jump in a wind-aided 39-3 1/4. The Girls TJ was all judged wind-aided when no wind-readings were taken. National High School record holder Amy Acuff (Calallen, Corpus Christi, Tx) (6-3) left Danielle Boswell (Bullard, Fresno) behind at 5-9 1/4 and went on to clear 6-2 on the facility she will call home for the next four years as a UCLA Bruin.

Many other events featured good competition. Desmond Johnson (St. Augustine, New Orleans, La), the Arcadia/Foot Locker 400 winner in April had since improved to 46.20. Johnson, who runs "to win," finishing strongly on the straightaway to a 47.28 victory. In the Highs, DeWayne Riley (Klein Forest, Houston, Tx) battled with Marcus Stokes (Northfield, Mt. Hermon, Mass), last year a student at Thacher HS in Ojai. Interestingly, Riley and Stokes will be roommates next year at the University of Texas. Here, Riley outleaned Stokes 13.60w (+2.1)-13.66w, with Drue Powell (Reseda) 5th at 14.16w. Greg Hines (New York) and Anthony Hampton (New Jersey) are

superb underclass Intermediate Hurdlers. Tall and powerful, Hines won the 400 Meter Hurdle championship with a strong run-in over Hampton 51.71-52.08.

The Boys High Jump field had 7-3 1/2 National Leader Billy Green (Louisiana), 7-3 leaper Jamel Green (Virginia-Arcadia/Foot Locker champ), and Jeremy Fischer (Camarillo) 7-2. Fischer could only jump 6-9 this weekend for fourth, with the Green Boys able to get over only 6-11, with the Louisianan Billy winning on misses. In the Triple Jump National Leader Andre Scott (Seminole, Sanford, Fl) leaped a fine 51-3 1/4 (wind +.6) with Mel Moultry (Beverly Hills) 49-11w (49-7 wind legal) in second. Adam Nelson (Lovett, Atlanta, Ga) surprised with a 63-2 1/4 Shot Put win, with Newport Harbor junior Wade Tift a big pr in third at 59-1 1/2.

Strong 400 meter runner Monique Hennagan (South Carolina) swept off the second tum with her usual powerful stretch run, taking Arcadia's Asha Jayasinghe 53.59-55.80, with fine Bishop O'Dowd (Oakland) ninth grader Crystal Miles-Threatt third at 56.69. Jawauna McMullen (Brooklyn, New York) met a top 800m field, with the defending National Junior Champion facing Georgetown-bound defending California champ, Miesha Marzell (Bishop O'Dowd, Oakland), and a top group from across the country. After McMullen managed to stay ahead of the pack through a first 400 just under 62 seconds, it was surprising soph Floridan Julian Reynolds who challenged, pressuring the New York star down the homestretch, with McMullen just winning 2:09.75-2:10.27. Danyelle Wood (Spaulding, Rochester, NM) burst away from the 2 mile field just past the mile, racing to a 10:42.59 victory in weather a bit warmer than she is used to. California's next great distance runner finished in third, with eighth grader Julia Stamps (Rincon JHS, Santa Rosa), an eighth grader, racing 10:57.76 in third. Carrie Garritson (Buena Park), ineligible for Varsity competition for a year after a school move without residence switch, was fourth at 11:09.92. Carrie has raced as fast as 9:49 for 3000 meters this spring competing unattached against College and Open athletes, worth about 10:35 for the two mile distance.

National Discus leader Suzy Powell (Downey, Modesto) took her event with a fine 171-0 toss, then took national Javelin leader Jen Pastore (Pennsylvania) 150-8 to 144-2.

Jennifer Wilson (Pennsylvania), National Indoor 200m champion, and high placer in April's Arcadia/Foot Locker 100 and 200 against Marion Jones, took Outdoor National titles here in the sprints at 11.85 and 24.35w. Yvonne Harrison (New York), the nation's top 400m hurdler, started her "end of season" peak with a 61.80 win here.

Twenty-foot Long Jumper Angela Brown (Pennsylvania) took her event with an 18-11 1/2w jump. Nada Kawar (Crescenta Valley, La Crescenta) took the Shot Put at 42-5 1/4. A team of the future competed, with the Southern California Sports Club, a fine junior high relay group supposedly headed for St. Bernard (Playa del Rey) next year, took the 4x100 event at 47.55.

San Diego High School junior Mehbratom Keflizighi took off after the mile against a good two mile field, putting in a 2:14 880 yard segment after a 4:35 first mile, then hanging tough to win 9:11.99-9:15.51 over Matt Farley (Jesuit, Sacramento). Jefferson HS of Brooklyn, an area not known for great sprint relay groups, took the 4x100 event in 41.59, with a group from Amarillo Texas taking an all underclass Dorsey (L.A.) group in the 4x400 on Friday evening 3:17.32-3:18.16. Junior Royster (Florida) took the Discus at 181-4.

RESULTS

Westwood, CA (UCLA) Saturday, June 12, 1993. Trials in mens's 100, 200 and 400 and men's and women's 300m Hurdle finals, Friday June 11, 1993 at Birmingham High School, Van Nuys, CA

MEN

100 (+1.4) -TONY MC CALL, Forest, Ocala, FL 10.31; 3. **BRYAN HOWARD, Canyon Springs, Moreno Valley, CA 10.47; 7. -TONY SERPAS, Birmingham, Van Nuys, CA 10.82; (h1: -1.7 -STEAGALL 10.55 h2: -1.3 **HOWARD 10.54; 2. -SERPAS 10.83; h3: -1.9 -MC CALL 10.56; 200 (+2.9) -STEAGALL 21.02w; 2. **HOWARD 21.30w; 4. *LEO SETTLE, Dorsey, Los Angeles, CA 21.68w; 5. -SERPAS 21.75w; (h1: -0.7 **HOWARD 21.25; 4. *SETTLE 21.85. h2: -1.8 -STEAGALL 21.27; 4. -SERPAS 21.87; 400 **DESMOND JOHNSON, St. Augustine, New Orleans, LA 47.28; 4. -DERRICK FAVORITE, Centennial, Corona, CA 49.44; 5. *ANTHONY WILLIAMS, Dorsey, Los Angeles, CA 49.90; 6. **JEROME DAVIS, Burroghs, Ridgecrest, CA 50.66. 800 (race 1) -JEREMY STALLINGS, Stanton, TX 1:50.09; 2. *VONDRE ARMOUR, Bakersfield, CA 1:50.99; 3. ***MICHAEL GRANVILLE, Bell Gardens, CA 1:51.03 (National Freshman Class record); 7. *MATT SILVA, San Pasqual, Escondido, CA 1:56.08. 800 (race 2) -SCOTT FANCHER, Holland-Patent, Holland, NY 1:52.65; 3. -ISAAC SANCHEZ, Castle Park, Chula Vista, CA 1:54.56; 5.

continued next page...

PREP MEET SPOTLIGHT

-SCOTT KOLENIC, Rancho Bernardo, San Diego, CA 1:55.79; 8. -MIKE LYNCH, Foothill, Santa Ana, CA 1:56.39.

1 Mile (race 1) -BRIAN WILKINSON, Merced, CA 4:11.51; 6. -NAZARIO ROMERO, San Pasqual, Escondido, CA 4:20.04; 10. -PAUL DE LA CERDA, Hart, Newhall, CA 4:21.71. **2 Miles** *MEBRAHTEM KEFLEZHIGHI, San Diego, CA 9:11.99; 2. *MATT FARLEY, Jesuit, Sacramento, CA 9:15.51; 3. -MIKE PRINDIVILLE, De la Salle, Concord, CA 9:17.89; 4. -JIM CERA, Upland, CA 9:18.03; 5. -SHAWN FRACK, Esperanza, Anaheim, CA 9:21.99 **1100h (+2.1)** -DWAYNE RILEY, Klein Oak, Spring, TX 13.60; 2. -MARCUS STOKES, Northfield-Mt. Herman, Northfield, MA 13.66; 5. -DRUE POWELL, Reseda, CA 14.16; (h1: +1.1 -RILEY 13.91; 4. *COKE EDMON, Bellarmine Prep, San Jose, CA 14.65; h2: +0.5 -DOUG HAYNESWORTH, Potomac, Dumfries, VA 14.24; 5. *JASON MEDEARIS, Hart, Newhall, CA 14.68. h3: +2.2 -STOKES 13.71; 3. -POWELL 14.44; **300h** -WIGGINS 36.97; -KELLY 37.62; 4. *EDMON 38.89; 5. -CHARLTON JORDAN, Washington, Los Angeles, CA 39.24. **400h** *HINES 51.71; 5. *EDMON 54.39;

4x100 JEFFERSON, Brooklyn, NY 41.59; 3. CANYON SPRINGS, Moreno Valley, CA 42.25; 5. DORSEY, Los Angeles, CA 43.14; MANUAL ARTS, Los Angeles, CA 44.15. HJ *BILLY GREEN, Ruston, LA 6-11; 4. *JEREMY FISCHER, Camarillo, CA 6-9; (8, tie) *JAMES LINCOLN, Birmingham, Van Nuys, CA 6-7. PV *SCOTT SLOVER, Leland, San Jose, CA 16-3; (4, tie) -BRANDON VANCE, Los Gatos, CA 15-3; 5. -GARY VAN SLUIS, El Modena, Orange, CA 15-3; 6. -JASON HINKIN, St. Francis, Mountain View, CA 14-9; (8, tie) *BORYS ORLOF, St. John Bosco, Bellflower, CA 14-3. LJ -DARIUS PEMBERTON, Hackensack, NJ 24-9.25; 3. -BRYAN CLARK, Fremont, Los Angeles, CA 23-6.75; 6. *CHEWY REYES, Chino, CA 22-6.25. TJ *ANDRE SCOTT, Seminole, Sanford, FL 51-3.25; 2. -MEL MOUTTRY, Beverly Hills, CA 49-11w; 5. *MIKE TURNER, Morningside, Inglewood, CA 44-9.5w; ? JASON SEARS, Irving, TX 44-2.5w. SP -ADAM NELSON, Lovett, Atlanta, GA 63-2.25; 3. *WADE TIFT, Newport Harbor, Newport Beach, CA 59-1.5; 6. -TRAVIS MC CULLOUGH, Esperanza, Anaheim, CA 55-4.75; 10. -BRIAN RALPHS, Newport Harbor, Newport Beach, CA 54-11.5; DT -JUNIOR ROYSTER, Piper, Sunset, FL 181-4; 4. -JEREMY STAAT, Bakersfield, CA 173-7.

WOMEN

100 (+0.87) *JENNIFER WILSON, William Penn, Philadelphia, PA 11.85; 5. -JENNIFER FRANK, Agoura, CA 12.23; **200 (+2.9)** *WILSON 24.36; 3. ?HEATHER MILLER, Westridge, Pasadena, CA 25.37; **400** *HENNAGAN 53.59; 2. -ASHA JAYA-SINGHE, Arcadia, CA 55.80; 3. ***CRYSTAL MILES-THREATT, Bishop O'Dowd, Oakland, CA 56.69; 5. ?MILLER 57.85; 6. -PATRINA HALL, Franklin, Stockton, CA 58.85. **800** ***JAWAUNA MC MULLEN, IS 324, Brooklyn, NY 2:09.75; 5. -MIESHA MARZELL, Bishop O'Dowd, Oakland, CA 2:13.56; 6. ?TIFFANY BOYKIN, Laguna Hills, CA 2:17.32.

1 Mile -BECKI WELLS (Dickinson, ND) 4:46.21; (4:27.1 1500m); 3. *CHRISTINE STAVOLONE, Presentation, San Jose, CA 5:00.81; 5. -ERICA SUMI, Wilson, Long Beach, CA 5:01.71; 6. *JOANNA CERI, Downey, Modesto, CA 5:02.91; 7. **CARRIE CAULKINS, Esperanza, Anaheim, CA 5:03.70; 8. ***JULIA STAMPS, Rincon Valley, Santa Rosa, CA 5:07.39; 9. -HEIDI SICKLER, Laguna Hills, CA 5:08.22; **2 Miles** *DANYELLE WOOD, Spaulding, Rochester, NH 10:42.59; ***GLYNN 10:55.58; 3. ***STAMPS 10:57.76; 4. *CARRIE GARRITSON, Buena Park, CA 11:09.92; 6. *KIM NELSON, Canyon, Anaheim, CA 11:37.86.

1000H (+ 0.3) -SHELLY TALBERT, Glasgow, Newark, DE 14.01; 5. *BISA GRANT, Bishop O'Dowd, Oakland, CA 15.19; **3000h** -BLYTHE HOMMES, Manhattan Christian, Manhattan, MT 45.33; 2. *KIM VEEDER, Los Gatos, CA 46.07. **400H** -YVONNE HARRISON, Lehman, Bronx, NY 61.80; 2. -YUKO TAKENAKA, San Marino, CA 63.82; 3. -HOMMES 64.23; *CATHY PRATER, Agoura, CA 65.06.

HJ -AMY ACUFF, Calallen, Corpus Christi, TX 6-2; 2. *DANIELLE BOSWELL, Bullard, Fresno, CA 5-9.75; (3, tie) **TINA BOWMAN and **MISTY MAY, both Newport Harbor, Newport Beach, CA 5-8; 5. -KAYLA ROSS, Newport Harbor, Newport Beach, CA 5-5.75. LJ (NO WIND READINGS TAKEN-CONSIDER ALL WIND-AIDED) *ANGELA BROWN, Villa Maria, Malvern, PA 18-11.5w; 2. -KEISHA DOBY, Lynwood, CA 18-0.5w; 4. -JENNIFER FRANK, Agoura, CA 16-8.75w; 6. ?KENDRA JOHNSON, Bishop O'Dowd, Oakland, CA 16-0.75w. TJ (NO WIND READINGS TAKEN-CONSIDER ALL WIND-AIDED) -TALBERT 39-3.25w; 3. -DOBY 38-11.75w; 5. *LAVON WADE, Gardena, CA 38-6.25w; 6. *TAMEIKA PORTER, Orange Glen, Escondido, CA 38-1.5w; SP -NADA KAWAR, Crescenta Valley, La Crescenta, CA 42-5.25; 2. *SOOZIE SHANLEY, Tulare, CA 42-3.5; 4. *GINA HEADS, Newport Harbor, Newport Beach, CA 40-6.75; DT *SUZY POWELL, Downey, Modesto, CA 171-0; 2. *SHANLEY 147-3; 3. **NADIA LOPEZ, Arroyo Grande, CA 138-6; 4. *HEADS 134-5; 5. ***MANDY BUCKEY, Bakersfield, CA 139-0; 6. -AMY SMITH, Morro Bay, CA 124-10. JT *POWELL 150-8.

National Junior Championships

By Doug Speck

Spokane, Washington - June 26-27

This annual "end of season" championship for under-age 20 American athletes, sponsored by USA Track & Field (the new name for TAC (The Athletics Congress), was held in

Spokane Washington with a fine job done by the hosting Spokane Sports Unlimited group. Californians were all over the place, with a series of spectacular performances in this interesting meet that brings together the top preps and a number of first year Collegians, with the international "under 20" age restriction on the "Junior" level athletes. The only competition that will qualify a young athlete for a U.S. National team, the prize for the first two finishers this year was participation in the Pan American Junior Track and Field Championships in Winnipeg, Canada, July 15-17.

Calvin (and Alvin), Harrison and Suzy Powell continued their spectacular seasons with efforts by the Golden Staters far up the "all-time" prep ladder. Angela Harris (Skyline HS, Oakland) surprised with the nation's fastest 400m hurdle effort during the weekend. California first year Collegians Cruz Gallegos (Taft College), Jonathan Jordan (Long Beach CC), Jonathan Ogden (UCLA), Shelley Taylor (Arkansas), Kam Wamer (Univ Washington), and Valyeta Althouse (UCLA) were also victorious in their events in fine style.

Calvin Harrison, State 400m Champion at 45.25, would take his act nationally here. Joined by brother Alvin, who dropped to the 100 and 200 for end of season championship action for North HS in Salinas, was moving back up to the 400m here. The duo starred in Heat 1 on Saturday (26th), with Calvin amazing viewers with a 45.10 heat win, and Alvin cruising 46.25 for second.

Collegian Ben Byers (Illinois) was 46.09 in Heat 2, with soph Desmond Johnson (New Orleans prep), the Arcadia/Foot Locker champ in April, 46.20 late in the season. The first two would make the Open Pan Am event, with the top four on the relay, so it appeared good Finals efforts would put the twins on the team. The twins both qualified for the 200m Finals also, Calvin 21.13 (-2.70 mps wind) winning and Alvin (21.31 -5.00 mps wind) second in his heat. Sunday's 400 Finals made big believers out of all in attendance, with Calvin even with the good group through the 200 mark, then putting on a move through the second turn that had him burst away from the pack and enter the straightaway with a big lead that he stretched to ten meters at the tape in a super 45.07 clocking. Alvin was third at 46.37, with Byers (46.30) and Desmond Johnson

continued next page...

PREP MEET SPOTLIGHT

(46.61) looking like a 3:00 4x400 relay team. Sadly, the twins were kept in the "drug-testing" room, where they must produce a urine sample for testing, with meet officials not realizing that they should have released the duo for the 200 Final and done the test later. Arriving at the track about 10 minutes prior to the start of that event, Calvin was third (20.83 -3.00 mps wind) with Alvin 21.52 in 5th.

"Calvin-check" (summary of the weekend's record destruction derby): the 45.07 is a new California all-time best, taking down the 45.09 from one Henry Thomas (Hawthorne) from 1985. The time is also the #2 prep time ever, behind Darrell Robinson's (Washington prep) 44.69 from 1982. One must wonder how Calvin could have done in the Eugene Senior USA Track & Field Championships, wondering if he might not have made the final and earned a spot on the U.S. World Championship 4x400 meter relay team. Remember the North Salinas High senior has not had anyone within a second of him at the finish in his recent races! If Calvin can keep pointed in the right direction academically during the next two years at Hamell JC and stay healthy the sky is truly the limit. He is quite a bit more impressive than people like Danny Everett and Steve Lewis as a prep.

Suzy Powell (Sacramento TC/Downey HS, Modesto), an eleventh grader, was equally as impressive! Against a very fine field that included Collegians Stacey Shroeder (Univ Florida) and former Californian Melinda Wirtz (Kent State), the defending champion in this meet, who moved to Ohio from the San Jose area for her senior prep season two years ago. A 168-8 opener had Powell lead early on, with Wirtz a 172-8 on throw #3. With Wirtz pressing a 172-3 on her fifth throw Powell lofted a 174-5 #5 effort that she later indicated came off the wrong finger. Cranking it all out on her final effort, Suzy blasted a 180-8 final toss that was oh, so close to the 183-11 National Record of 183-11 by Leslie Deniz (Gridley, Ca) from 1980 in one of those summer (7/3) meets that used to be organized to take advantage of the wind conditions in the Antelope Valley. Interestingly Suzy has the age 14-15 and 16 and frosh, soph, and junior grade records, with the 183-11 sitting nicely until the Modesto star puts it somewhere out of sight next spring.

Kristin Heaston (Sacramento TC/Ygnacio Valley HS, Concord), another part of the

strong Northern Cal group gathered together by Coach Jerry Coleman each summer for the Junior Meet, was fourth in that Discus competition at 155-10 with consistent Soozie Shanley (Tulare HS) 6th at 148-4. Miss Heaston had her "great adventure" over in the Shot Put ring. Pac 10 Champ, Missouriite Valyeta Althouse (UCLA), had thrown 54-10, an interesting challenge for Heaston, who was used to leaving prepdom's competition far behind with her 52-11 1/2 best (=#3 Prep All-Time). An exciting competition had Althouse lead through two throws at 50-9 1/2, with Heaston blasting 52-1 1/4 on her fourth effort. The UCLA star showed her competitive abilities, gathering for a big 52-6 1/2 winning put, stating later "I knew I had to win, it's Bruin pride." Geez, they are going to retire some of the weight awards in this meet, as Coach Art Venegas's Bruin crew takes so many of them in this meet each year.

Jonathan Ogden (UCLA), who had quite a bit of playing time for the Bruin football team as a frosh last Fall, has thrown 58-11 1/2 with the 16 pound Shot this spring. The especially talented nearly 300 pound athlete was 62-9 3/4 last year with the 12 pound prep ball, with an amazing one year improvement at Bruinville typical of that which had one close follower of the sport state, "Give Art Venegas an athlete and he'll have the guy throwing at or close to 60 feet." Ogden bombed all five of his fair throws out farther than second placer, Georgia prep Adam Nelson (53-11) with a 57-7 best for the win.

If there is a "national" level meet the crew from the Acorn Girls Track Club (Skyline HS, Oakland) is there. Angela Harris of the bay area team had the unfortunate situation of racing 54.98 and not qualifying for the 400m final, but more than made up for that the first day of action with a super 58.88 in her 400m hurdle heat, easily the best prep time run in the nation this year. The impressive eleventh grader was 59.46 in Sunday's Finals, placing third. Erin Blunt (UCLA), who put together a super frosh season for the Bruins, with a 57.68 best, finished second in the Finals at 58.07 to take that second U.S. team position.

Cruz Gallegos, last year a 9:02.90 3200m star at Centennial HS in Corona, has improved to times such as 14:32 for 5000m under Coach Craig Johnson at Taft College. The tall, thin star raced barefoot here, taking the 10,000 on Saturday evening at 30:40.60

over Stewart Ellington (Univ Tennessee) (31:14.08). Ellington, a former Channel Islands HS (Oxnard) and Milpitas HS star raved about his first year at "Volunteer-ville." Over 5000 Meters prep Patrick Joyce (Illinois) let Gallegos get out a ways, then steadily closed the gap, going by during the last couple of laps on his way to a 14:47.16-14:50.97 victory.

Jonathan Jordan (Long Beach CC), one of the stars of last summer's National Junior Olympic competition at Mt. SAC as a Chicago area prep, followed a first day 24-5 1/2w (+3.60 mps) for fourth in the Long Jump with a big 52-4 3/4w (+11.60 mps--that's about 24 miles per hour!) Triple Jump win on Sunday. The Triple Jump win was an impressive one over a solid prep group, with State HS Champ Anthony Parrish (Marina HS, Huntington Beach) not getting untracked and with a big thigh bandage finishing 9th at 48-7 1/4w (+6.50).

Shelley Taylor (Arkansas), the former Edinson HS of Huntington Beach star, the highest placing frosh in the NCAA Division I Cross Country Championships for the runner-up Razorbacks, had had some illness during the winter and spring. Finishing her spring in strong fashion, she continued her fine running here into the summer. Shelley would be facing Kinney National Cross Country Champion Amanda White (Maryland prep, but Stanford (!) bound) and a top field here. Interestingly, the body of this race would include the young lady who may be the Golden State's next great prep distance runner. White favors a quick start, with the Collegian Taylor bidding her time behind the Dial Award winner (emblematic of the nation's top twelfth grade scholar/athlete off her 4.0+ GPA and national level swimming and running careers). Taking the lead after three laps, Taylor was under 5:10 through the 1600, maintaining a steady lead to a 9:44.33 victory (worth about 10:30 for 3200 meters). Taylor had very impressive 9:29.44 (3000m) and 16:28.43 (5000m) bests this spring on the track (the 16:28 is her 3k pace here carried out for five more laps, with Coach Lance Harter's training seeming to agree with Shelley). Miss Taylor has become totally "Bill Clinton-ized," indicating that she would come home to California for a short visit, then return to Fayetteville, where they have a "nice little running group" for the rest of the summer. Look out for these people in the Fall, where Villanova's reign may fall to

continued next page...

PREP MEET SPOTLIGHT

the Deena Drossin and Taylor-led Arkansas Women's Cross-Country crew.

There was a story in the second pack in this 3000m event, as Julia Stamps (Santa Rosa Express/Rincon JHS), just an eighth grader, did not seem the least bit hesitant to wade in against girls four to five years her elder. The junior high athlete, having run 4:38.35 for 1500 meters and 10:57.76 for two miles, tagged along near the end of the second pack in the 3k race, moving very, very strongly over the final two laps on the way to her 10:02.54 in 5th. Wow! This young lady can be very, very special!

Former West HS of Bakersfield star, Kam Warner, now a frosh star at the University of Washington, drove across the state for the Long Jump competition here, with last year's National Prep #2 jumper (20-6 1/4) a comfortable winner at 19-5 3/4w (+3.60).

Brian Wilkinson (Merced) finally had the 1500m/mile race that he wanted all spring, and while he did run a personal best for the 1500 meters for third, the snap was just not quite there to pull the time of well under 3:50 that we all know he was capable of this spring. Against 3:45.50 1500m star Eric O'Brien (Univ No Carolina) and last year's Kinney National Cross Country Champion, Corey Ihmels (now at Iowa State Univ), Brian led through 61.2 and 2:06.4 lap posts. O'Brien accelerated by during the third lap (60.4), with a final 400m to the finish at 58.0 to win at 3:50.25, with Ihmels next at 3:51.00, and Wilkinson, who could not hold contact when the racing started, next at 3:53.46.

Jeremy Fischer (Camarillo HS) just missed the U.S. Junior National team with a 7-1 1/2 third place in the High Jump, with Jesse Stern (Harvard-Westlake, North Hollywood) the same fate in the Pole Vault at 15-9. A fine California prep turnout in the Pole Vault turned into disaster for most when the event was held into a strong wind that came up about a half an hour after the event started, with the starting height a lofty 15-5.

Miesha Marzell (Bishop O'Dowd, Oakland) was third in a spirited 800m event, running second through the 600 point, then losing the second U.S. Junior team spot down the home-stretch to the University of Missouri's Sara Webber 2:08.21-2:09.71.

There were some interesting results from Californians who were attending Universities around the nation. Kenny White (Muir HS, Pasadena now at Purdue) was an 800m final-

ist racing 1:52.48 to qualify on Saturday, and placing 7th at 1:51.66 in the Championship run.

Next year's Junior Championship competition is scheduled for Tallahassee, Florida, with the meet "typically" falling the fourth weekend in June. It is a bit into the summer for some athletes and requires a bit more thought into seasonal planning, but as you can see from the results below, there are a number of California athletes who could be very, very competitive for a spot on the U.S. Junior National team, which is made up of the first two athletes in each event (with typically the first four 100m and 400m finishers making up relay squads). Next year is a World Championship year, with a mid-summer competition in Portugal against the best teenagers in the world. It could be a great experience for those "under-20" Californians who plan their season out to include the Junior Championship meet.

RESULTS MEN

100 (-3.00) JONATHAN BURRELL, John Marshall, Cleveland, OH 10.38; 6. -BRIAN LEWIS, Highlands, North Highlands, CA 10.75 200 (-3.00) *STAFFORD 20.70; 3. -CALVIN HARRISON, North Salinas, CA 20.83; 4. -LEWIS 21.38; 5. -ALVIN HARRISON, North Salinas, CA 21.52 (h1: -2.70 1. -C. HARRISON 21.13; h2 -5.00 ROHSAAN GRIFFIN 21.14; 2. -ALVIN HARRISON 21.31; 3. -LEWIS 21.83; 400 -CALVIN HARRISON 45.07; 3. -ALVIN HARRISON 46.37; 4. **DESMOND JOHNSON, St. Augustine, New Orleans, LA 46.61; 7. RONNIE WILLIAMS, LONG BEACH CC 47.70 (h1: C. HARRISON 45.10; 2. ALVIN HARRISON 46.25 3. CHRYSTIN WUTH-RICH, LONG BEACH CC 47.93; RYAN SCOTT, MANKATO STATE 48.13. h2: BEYERS 46.09; 4. WILLIAMS 46.77. 800 *WINSTON TIDWELL, West, Topeka, KS 1:50.13; 7. KENNY WHITE, PURDUE 1:51.66. (h1: -STALLINGS 1:49.95; (h2: ROYSTER 1:50.56; 3. CHRISTOPHER GASTON, SANTA ROSA JC 1:52.77; h3: SAMANSKY 1:52.34; 3. WHITE 1:52.48;

1500 ERIC O'BRIEN, NORTH CAROLINA 3:50.25; 3. -BRIAN WILKINSON, Merced, CA 3:53.46; 3000sc ROBBY DUNCAN, WEBER STATE 9:15.68; 3. JAIME BASTIDES, (Eisenhower HS, Rialto/SC Roadrunners) 9:41.25; 5. RAY BUTMAN, CLAREMONT-MC KENNA COLLEGE 9:45.99; 5000 -PATRICK JOYCE, Stevenson, Prairie View, IL 14:47.16; 2. CRUZ GALLEGOS (Taft JC) 14:50.97; 4. STEWART ELLINGTON, TENNESSEE 15:08.99; 7. DAVID MONK, (ATHLETES IN ACTION) 15:46.89; 10000 GALLEGOS 20:40.60; 2. ELLINGTON 31:14.08;

110hh (-4.30) JEFF JACKSON, BAYLOR 14.14; (h1: -1.05 -RILEY 14.28; WILLIAMS 14.50; h2 -0.86

JACKSON 14.38; 400H JACKSON 51.23; 5000 walk -WILLIAM VAN AXEN, Conetquot, Bohemia, NY 47:15.66.

HJ DILLON PHELPS, GEORGIA 7-2.25; 3. *JEREMY FISCHER, Camarillo, CA 7-1.5; PV LAWRENCE JOHNSON, TENNESSEE 18-1; 3. -JESSE STERN, Harvard-Westlake, North Hollywood, CA 15-9; 5. -TYE HARVEY, Sonora, CA 15-5; 6. -CHRISTOPHER BUDDIN, Orange Glen, Escondido, CA 15-5; 7. -DAVID GEHRKE, Diamond Bar, CA 15-5. LJ KEVIN DILWORTH, ODESSA JC 25-7.25W (23-40k); 4. JONATHAN JORDAN, LONG BEACH CC 24-5.5w; PAUL BRADFORD, SAN MATEO 22-8.5. TJ JORDAN 52-4.75w; 8. -ANTHONY PARRISH, Marina, Huntington Beach, CA 48-7.25w; SP JONATHAN OGDEN, UCLA 57-7; 5. GABRIEL TORRE, ARIZONA 51-1.75; 8. JASON DOSSEY, SAN MATEO 50-2. DT -DOUG REYNOLDS, Greenway, Phoenix, AZ 171-1; 3. GABE TORRE 158-5; 4. OGDEN 156-7; 6. DAVID DUMBLE, BAKERSFIELD COLLEGE 153-6; HT -MARK MC GEHERATY, Classical, Providence, RI 192-5; 4. JEREMY ROBINSON, OREGON 175-8; 7. -WILLIAM STENGELE, Los Altos, CA 160-0. HT exhibition (12 #) -MARK MC GEHEARTY 217-1; 4. -DAVID CHARLES-WORTH, Los Gatos, CA 189-10; 6. -STENGELE 183-3; JT DELYLE WOODS, SAN JACINTO JC 220-0; Dec -RYAN THERIAULT, Cheyenne, North Las Vegas, NV 6894; 5. -TYRIN PRINCE, Highlands, Bakersfield, CA 6122; 7. ISIAH MUSTAFA, MOOR-PARK COLLEGE 6066;

WOMEN

100 (-7.00) *JENNIFER WILSON, William Penn, Philadelphia, PA 11.92; (h1 -3.80 -SAUNDERS 12.02; (h2: -3.31 *JENNIFER WILSON 11.89; h3: -1.87 *JEFFREY 11.95; 200 (-4.80) *WILSON 23.97; (h1: -3.10 *JENNIFER WILSON 24.14; **MINOTT 24.45; h2 -6.70 -PERRY 24.52; h3 -5.80 -KAREN BOONE (Hanks HS, El Paso, TX) 24.16 400 *MONIQUE HENNAGAN, Spring Valley, Columbia, SC 52.30; (h1: *NEWSOME 53.93; NEWHOUSE 54.74; 3. *ANGELA HARRIS, Skyline, Oakland, CA 54.98; 6 -MALIKA FREEMAN, Skyline, Oakland, CA 56.97. Kitsap, Silverdale, WA 56.54; TISHA-SHEA HARTY, ST. JOHN'S 57.60. 800 ***JAWAUNA MC MULLEN, IS 324, Brooklyn, NY 2:07.89; SARAH WEBBER, MISSOURI 2:08.21; 3. -MIESHA MARZELL, Bishop O'Dowd, Oakland, CA 2:09.71; **JULIAN REYNOLDS, Benjamin, North Palm Beach, FL 2:11.59; MELISSA BALDERAS, BYU 2:12.26; *TRACI JORDAN, William Penn, Philadelphia, PA 2:13.88; -LIZ MUELLER, Waterford, CT 2:16.19. (h1: MUELLER 2:10.20; 4. -MARZELL 2:12.69; 5. **KRISTIE JOHNSTON, Central, Fresno, CA 2:14.05;

1500 -BECKI WELLS, Dickinson, ND 4:21.77; 5. LORI MILLER CAL STATE-NORTHRIDGE 4:41.40; 8. -MICHELLE MUETHING, Amador Valley, Pleasanton, CA 4:43.67; 3000 SHELLEY TAYLOR, ARKANSAS 9:44.33; 5. ****JULIA STAMPS, Rincon JH, Santa Rosa, CA 10:02.4; 10000 CYNTHIA MORES-HEAD, WAKE FOREST 37:59.63; 3. *GABRIELA

continued next page...

PREP MEET SPOTLIGHT

RODRIGUEZ, Oxnard, CA 39:35.09.

100hh (-6.00) TONYA WILLIAMS, ILLINOIS 13.80; 4. LE'GRETTA HINDS, LONG BEACH STATE 14.31; 8. *BISA GRANT, Bishop O'Dowd, Oakland, CA 14.47. (h1: -1.18 CARSON 13.81; h2 +1.75 WILLIAMS 13.64; 4. HINDS 14.24; 6. KAM WARNER, WASHINGTON 14.97; h3: -3.86 *GRANT 14.29; **400h** -WILLIAMS 57.15; 2. ERIN BLUNT, UCLA 58.07; 3. *ANGELA HARRIS, Skyline, Oakland, CA 59.46; 4. CHRISTY BOYD, STANFORD 60.16; (h1: BLUNT 58.02; 2. *HARRIS 58.88; 4. BOYD 60.75; h2: WILLIAMS 59.28; 5. HINDS 63.31; **5000 walk** *LISA CHUMBLEY, Clear Creek, Houston, TX 25:00.36;

HJ -AMY ACUFF, Calallen, Corpus Christi, TX 6-1.5; LJ KAM WARNER, WASHINGTON 19-5.75w; 4. -KEISHA DOBY, Lynwood, CA 18-5.5w (18-4ok); 5. JACQUELYN BRIDGEMAN, STANFORD 18-3.75. TJ TYRA MOORE, NORTH CAROLINA 41-4.5w (39-10ok); 3. KAYLA MONTGOMERY, ARIZONA 39-5.75w (38-7.75ok); 4. -DOBY 38-11.5; 9. ANNE LEE, STANFORD 38-2.75w; SP VALEYTA ALTHOUSE, UCLA 52-6.5; 2. -KRISTIN HEASTON, Ygnacio Valley, Concord, CA 52-1.25; 7. LESLIE WOOLERY, SHASTA JC 44-5.5; 9. *SOOZIE SHANLEY, Tulare, CA 41-11.5; 10. TIANN ROUSE, CAL STATE-STANISLAUS 41-6; 13. -COREEN DE LOS SANTOS, Ukiah, CA 40-08.25; DT *SUZY POWELL, Downey, Modesto, CA 180-8; 2. MELINDA WIRTZ, unat., Medina, OH 172-8; 4. -HEASTON 155-10; 6. *SHANLEY 148-4; 7. -TYRENDA STAMPS, Mt. Pleasant, San Jose, CA 139-11; 11. -STACI ANN DARDEN, Sonora, CA 136-10; 15. ROUSE 133-9; JT DEANNA ALEXANDER, WICHITA STATE 161-11; 7. *SUZY POWELL, Downey, Modesto, CA 135-5; 8. NICOLE HAYNES, USC 133-10; Hept -MELISSA FLANDERA, Magnificat, Rocky River, OH 5086 (14.47 +1.9, 40-6, 18-4.75 +12.10); 2. NICOLE HAYNES, USC 4913 (15.13 +3.4, 139-7jav); 8. ?SHANIA HAMBRICK, Moreno Valley, CA 4434 (5-6, 25.37 +3.82).

PAN AMERICAN JUNIOR CHAMPIONSHIPS

By Doug Speck

Winnipeg, Manitoba, Canada--July 16-17

Another fine run by Calvin Harrison (400m-45.79) and win by Shelley Taylor (3000m-9:44.45) were the California highlights of this U.S. Junior National summer team competition that athletes qualified for out of the Junior National Championships in Spokane. Melinda Wirtz (Kent State), who we will partially take credit for, as she attended Leland HS in San Jose before a senior year switch to Medina HS in Ohio, took the Discus.

MEN

100m (nwi) 1. Jonathan Burrell (US/Marshall HS, Cleveland, Oh) 10.38, 2. Tim Harden (US/Univ Ky) 10.63. **200m** 1. Jermaine Stafford (US/East HS, Rochester, NY) 20.94w (wind +2.3), ...4. Roshawn Griffin (San Jacinto JC) 21.38w. **400m** 1. Calvin Harrison (US/North HS, Salinas) 45.79, 2. Ben Beyers (US/Univ Il) 46.48. **800m** 1. Kevin Sullivan (Can) 1:48.95...3. Jeremy Stallings (US/Stanton HS, Tx) 1:50.58, 4. Winston Tidwell (US/West HS, Topeka, Ks) 1:50.90.

1500m 1. Eric O'Brien (US/Univ No Car) 3:51.51...8. Corey Ihmels (US/Iowa St Univ) 4:00.64. **5000m** 1. Santos (Brazil) 14:35.85...3. Cruz Gallegos (US/Taft JC) 14:41.70...5. Patrick Joyce (US/Il HS) 15:03.89. **10,000m** 1. Bastos (Brazil) 30:21.12...5. Stewart Ellington (US/Univ Tenn/Channel Islands & Milpitas HS) 30:50.87, 6. Cruz Gallegos (US/Taft JC) 31:25.18. **3000m SC** 1. Duval (Coch ?) 9:04.49, 2. Robbie Duncan (US/Weber St) 9:07.13, 3. Casey O'Shea (US/Columbia Univ) 9:13.89. **10kw** 1. Jefferson (Ecuador) 39:50.73, 2. William Van Axen (US/Connetquot HS, NY) 44:25.95...4. Justin Marrujo (US/?) 46:59.86.

110mHH (nwi) 1. Jeff Jackson (US/Baylor) 14.09...8. Dwayne Riley (US/Klein Oak HS, Houston, Tx) 20.85. **400m H** 1. Alejandro (Cuba) 51.08...4. Jeffrey Jackson (US/Baylor) 52.11...Quinton Milner (US/South Oak Cliff HS, Dallas) dnf **4x100m Re** 1. US 39.72 **4x400m Re** - not received

High Jump 1. Dillon Phelps (US/Univ Ga) 7-3...3. Billy Green (US/Ruson HS, La) 6-10 3/4. **Long Jump** (nwi)1. Garzan (Cuba) 25-4 3/4...4. Clarence Russell (US/Univ Toledo) 24-11...7. Kevin Dilworth (US/Odessa JC) 24-5 1/2. **Triple Jump** - not received **Shot Put** 1. Adam Nelson (US/Lovett HS, Atlanta, Ga) 54-4, 2. Jonathan Ogden (US/UCLA) 53-8 1/4. **Discus** 1. Puqueno (Cuba) 169-3, 2. John Schulte (US/Hanover Central HS, In) 169-3 **Hammer** 1. Stroos (Cuba) 201-7...4. Mark McGehearty (US/R.I. HS) 189-4, 5. Sean McGehearty (US/R.I. HS) 181-1. **Javelin** 1. Delyle Woods (US/San Jacinto JC) 235-10 (US Junior Nat'l Record old 234-1, Tom Pukstys 1987)...4. Jeff Dietrich (US/Univ Ks) 207-2.

WOMEN

100m (nwi) Mitchell (Jam) 11.67...5. Jennifer Wilson (US/Wm Penn HS, Phil) 12.18...7. Mikaela Perry (US/Bellevue Ne) 12.24. **200m** 1. Jennifer Wilson (US/Wm Penn HS, Phil) 23.63 (wind +1.4)...4. Karen Boone (US/Hanks HS, El Paso, Tx) 24.06. **400m** 1. Williams (Jamaica) 52.01, 2. Monique Hennagan (US/Columbia HS, Spring Valley, SC) 53.06 ...Newsome US DQ **800m** 1. Jawauna McMullen (US/IS 324, Brooklyn, NY) 2:06.99, 2. Sarah Weber (US/Univ Mo) 2:07.13.

1500m 1. Colizalitin (Ecuador) 4:30.61, 2. Becki Wells (US/Dickinson HS, ND) 4:31.03...6. Heather Vandebroke (US/Furman Univ) 4:45.65. **3000m** 1. Shelley Taylor (US/Univ Arkansas/Edison HS, Huntington Beach) 9:44.45, 2. Amanda White (US/Dulaney HS, Timonium, Md) 9:51.24. **10,000m** 1.



SHELLEY TAYLOR

Photo by Bill Cockerham

Mejia (Mexico) 36:10.68, 2. Cynthia Moreshead (US/Wake Forest) 36:11.02...5. Christy Bench (Univ Houston) 38:12.84. **5000m RW** 1. Rebello (Mexico) 24:37.46...3. Lisa Chumbley (US/NY HS) 25:55.34...Melissa Baker (US) disq

100mH (nwi) 1. Andercon (Cuba) 13.65, 2. Tonya Williams (US/Univ Ill) 13.77, 3. Kim Carson (US/LSU) 13.79. **400m H** 1. Tonya Williams (US/Univ Ill) 58.18, 2. Erin Blunt (US/UCLA) 58.52. **4x100m Re** 1. U.S. 45.10 **4x400m Re** 1. Jamaica 3:32.70, 2. U.S. 3:37.64.

High Jump 1. Amy Acuff (US/Calallen HS, Corpus Christi, Tx) 6-0...3. Nora Weber (US/Canton HS, Il) 5-8 1/2. **Long Jump** 1. Golding (Jamaica) 20-7...3. Kam Warner (US/Univ Wash/West HS, Bakersfield) 19-6 1/2w (+3.2 mps wind) 5. Terra Tyus (US/Univ Il) 18-10 1/4 (+1.6) **Triple Jump** (nwi) 1. Mazorra (Cuba) 42-8 1/4, ...6. Tyra Moore (US/Univ No Car) 39-8 1/2...8. Melissa Roland (US/Killeen HS, Tx) 39-4 1/2. **Shot Put** 1. Cumba (Cuba) 57-7...3. Valeyta Althouse (US/UCLA) 52-6 3/4, 4. Kristin Heaston (US/Ygnacio Valley HS, Concord) 51-8 1/4. **Disc** 1. Melinda Wirtz (US/Kent State/Leland HS, San Jose) 163-11...4. Stacey Schroeder (US/Univ Fla) 147-0. **Jav** 1. Alvarez (Cuba) 187-0, 2. Deana Alexander (US/Wichita St) 158-11...5. Heather Brown (US/North Kingston HS, RI) 146-6.

California Track and Cross Country Coaches Alliance

Why Should I Join The Coaches Alliance?

Now in its fifth year, the CALIFORNIA TRACK AND CROSS COUNTRY COACHES ALLIANCE is the only organization in the state whose purpose is to improve the sports of Cross Country and Track and Field.

The Alliance provides your only unified voice for concerns regarding our sports to the governing bodies within the state. As experience shows, a group consensus helps to bring about change more effectively than isolated individual concerns. The COACHES ALLIANCE directly represents you on the state Track & Cross Country Advisory Board that meets twice a year.

In an effort to assist coaches with their continued growth of knowledge regarding their sport, the COACHES ALLIANCE is involved with clinics in San Diego, Los Angeles, Fresno, and San Francisco. Additionally, the COACHES ALLIANCE works directly with the State CIF regarding the selection of the Honor Coaches from each section in our sports.

What Do I Receive For My Membership?

COACHES ALLIANCE members will receive monthly editions of **California Track News**, the official publication of the ALLIANCE. Each month, members will be kept current with happenings around the state in the COACHES ALLIANCE section of the magazine. Both cross country and track will be covered.

COACHES ALLIANCE meetings are organized around the State Meets in Cross Country and Track and Field. Using representatives from all the various sections in the state, members will be able to make concerns regarding their sport heard.

Starting in the fall of 1993, the COACHES ALLIANCE will be starting a program called the "Resource Coach." This program will, hopefully, allow the coaches around the state to be able to communicate with each other, as well as being a resource for the younger coaches in our state.

To join, please fill out and return the following: (Please Print)

Name: _____ School: _____

Section: _____ Mailing Address: _____

City: _____

Phone: Home (____) _____ School (____) _____

Dues for 1993/94 year (Tax Deductible) -- \$25.00.

Make check out to "Coaches Alliance" and send to:

Dennis McClanahan, Treasurer
4957 East Heaton Ave., Fresno, CA 93727

Associate Member \$12 -- If you want to join the Coaches Alliance, but do not want the magazine. You will receive clinic discounts and any membership mailouts during the year.

School Membership \$50 -- Schools will receive discounts for all members of their staff at clinics, as well as a second copy of California Track News (you can have it sent to the library, assistant coach, etc.). Please indicate name and/or address for the second copy:

RESULTS

Please send track & field / cross country results directly to: CTN, 4957 East Heaton, Fresno, CA 93727 or FAX (209) 255-4904.

NCAA Division II

Abilene Christian University, Abilene, TX.. May 27-29, 1993.

Men

Hammer throw--1, Eric Cole, Angelo St., 196 feet, 5 inches. 2, Eric Halterman, Cal Poly-SLO, 186-4. 3, Geoff Heskett, NE Missouri, 186-0. 4, Allen Babayan, UC Davis, 183-2.

Discus--1, Kerrick Johnson, Minn.-Duluth, 177 feet-8 inches. 2, Eric Cole, Angelo St., 177-7. 3, Karl Dodge, Northern Colorado, 177-3.

Triple jump--1, Harrison Carrington, Texas A&I, 52-0. 2, Jomal Bush, Cal St.-Stanislaus, 51-10 1/2. 3, Dale Johnson, Cal St.-Los Angeles, 51-3 3/4. 4, Adarian Barr, Cal St.-Chico, 51-1. 8, Andrew Hill, Cal Poly-SLO, 49-2 1/2.

3000-meter steeplechase--1, Leszek Stokloss, Lewis, 8 minutes, 59.73 seconds. 2, Phillip Spratley, Western St., 9:04.95. 3, Dan Vega, Adams St., 9:08.47. 4, Dan Berkeland, Cal Poly-SLO, 9:10.90.

Decathlon/Final point totals--1, John Burton, Cal St.-Chico 7102. 2, Jerry Edwards, Cal Poly-SLO, 7005. 3, Chad Smith, Ferris St., 7001. 6, Geoff Bradshaw, Cal St.-Stanislaus, 6865.

Women

3000-meter run--1, Elva Dryer, Western St., 9:42.20. 2, Stephani Bruening, North Dakota, 9:51.70. 3, Jennifer Lacovara, Cal Poly-SLO, 9:59.64. 6, Kelly Flathers, Cal Poly-SLO, 10:17.45.

High jump--1, Clarissa Moulton, Cal St.-Bakersfield, 5-10. 2, Kim Barte, Abilene Christian, 5-8 3/4. 3, Ifeanyi Aduba, Alabama A&M, 5-8 3/4.

Discus--1, Janet Hill, Cal St.-Los Angeles, 178-4. 2, Victoria Perez, Northeast Missouri, 152-7. 3, Jennifer Peters, Cal Poly-SLO, 152-2. 4, Erica Ahmann, Cal Poly-SLO, 150-1. 7, Shelly Biddinger, Cal St.-Bakersfield, 149-2. 8, Kimye Phillips, Cal St.-Los Angeles, 148-7.

Heptathlon/Final point totals--1, Karin Grelsson, Seattle Pacific, 5408. 2 (tie), Caryn Martin, Chadron St., and Julie Tingle, Cal Poly-SLO, 5151.

Men

100--1, Bryan Bridgewater, Cal State Los Angeles, 10.08. 2, Randall Evans, St. Augustine's, 10.20. 3, Anthony Phillips, Texas A&I, 10.21. 4, Peter Hargraves, California Riverside, 10.26.

400--1, Patrick Delice, Texas A&I, 44.58 (Record, old record 44.7, Antonio Pettigrew, St. Augustine's, 1991). 2, Evan Clarke, New York Tech, 44.79. 3, Devon Edwards, Cal Poly-Pomona, 45.60.

1,500--1, Joseph Tengelei, Abilene Christian, 3:47.33. 2, Shane Healy, Adams State, 3:48.88. 3, Dan Held, Cal Poly-San

Luis Obispo, 3:49.85. 4, H. Silva, Western State, 3:49.91. 5, Scott Hempel, Cal Poly-San Luis Obispo, 3:50.21. 8, Coley Candaele, Cal Poly-San Luis Obispo, 3:51.45.

110 hurdles--1, Brian Amos, Abilene Christian, 13.43 (Record, old record 13.58, Charles Johnson, St. Augustine's, 1991). 2, Marco Morgan, St. Augustine's, 13.85. 3, Kehinde Aladefa, Alabama A&M, 14.12. 4, Andrew Greenidge, Long Island-C.W. Post, 14.13.

400 relay--1, Texas A&I (Cliff Norman, Patrick Delice, Willie Johnson, Anthony Phillips), 39.36 seconds. 2, St. Augustine's (Michael Francis, Byron Rolle, Bernard Young, Randall Evans), 39.61. 3, Abilene Christian, 40.15.

Javelin--1, Bob Vranich, Indiana, Pa., 228 feet, one inch. 2, Jack Johnson, Slippery Rock, 221. 3, Chad Bickett, North Dakota State, 212-2.

Women

100--1, Chandra Sturup, Norfolk State, 11.20 (Record, old record 11.31, Dannette Young, Alabama A&M, 1986). 2, Mary Tombiri, Abilene Christian, 11.38. 3, Hermin Joseph, Abilene Christian, 11.39. 5, Juan Ball, Humboldt State, 11.61. 8, Felicia Harris, Cal State Chico, 11.85.

400--1, Olga Robinson, Alabama A&M, 52.54. 2, Jakki Henderson, Alabama A&M, 53.20. 3, Shelly Beckford, Alabama A&M, 53.50.

1,500--1, Carrie Luis, Cal State Stanislaus, 4:28.75. 2, Bigna Samuel, Abilene Christian, 4:31.19. 3, Denise Walker, Humboldt State, 4:31.55.

100 hurdles--1, Marsha Guialdo, Cal State Los Angeles, 12.89. 2, Taiwo Aladefa, Alabama A&M, 13.19. 3, Serlese Taylor, St. Augustine's, 13.24. 8, Aldora George, Cal Poly-Pomona, 13.89.

400 relay--1, Abilene Christian (Hermin Joseph, Mary Tombiri, LaRhonda Kendrick, Amara Ezem), 44.91. 2, Alabama A&M (Kim Golden, Olga Robinson, Shelly Beckford, Taiwo Aladefa), 45.00. 3, Norfolk State, 45.74. 7, Cal State Chico, 47.27.

Shot put--1, Janet Hill, Cal State Los Angeles, 52-10. 2, Dusty Cover, Ashland, 45-1.75. 3, Becky Puetz, Nebraska-Kearney, 44-3.5.

Javelin--1, Chinweke Chikwelu, Alabama A&M, 154-2. 2, Eden Judd, Seattle Pacific, 146-2. 3, Maria Guerrero, Pittsburg State, 145-2. 4, Allison Eilerts, Cal Poly-San Luis Obispo, 141-11.

NCAA Division III

Baldwin-Wallace College, Berea, OH. May 29, 1993.

Men

1, Wisconsin-LaCrosse, 97. 2, Lincoln, Pa., 76. 3, St. Thomas, Minn., 61. 4, North Cen-

tral, 51. 5, Montclair State, 46. 6, Nebraska Wesleyan, 40. 7, Claremont-Mudd-Scripps, 26. 8, Albion, 24. 9, Augustana, 20. 10, Calvin, 19. 11, UC San Diego, 18. 12 (tie), Eureka, Gettysburg and Rowan, 16. 15, SUNY-Albany, 14. 16 (tie), Anderson, Central, Muskingum and Occidental, 13. 20 (tie), Wis.-Eau Claire, Wis.-Stout and Wis.-Platteville, 12. 23 (tie), SUNY-Fredonia and Wis.-Stevens Point, 11. 25 (tie), Fitchburg State and Lynchburg, 10. 27 (tie), MIT, Wis.-Whitewater and Emory, 8. 30 (tie), Alfred, Allegheny, Luther, Wis.-River Falls and Williams, 6. 35, Cornell (Iowa), Frostburg State, Lebanon Valley and RIT, 5. 39 (tie), Bridgewater, Haverford, Loras, Otterbein, Pomona-Pitzer, St. Olaf, SUNY-Stony Brook and Rochester, 4. 47 (tie), Bethel, Binghamton, Franklin, Gallaudet, Hamline, Moravian and Wheaton, 3. 54 (tie), Bates, Brandeis, Buena Vista, Buffalo State, Hope, Tufts, Redlands and Wis.-Oshkosh, 2. 62 (tie), Gustavus Adolphus, Illinois Wesleyan, Ithaca, Monmouth (Ill.), Coast Guard and Methodist, 1.

100--1, Brandon Jones, Lincoln, Pa., 10.52. 2, Neil Ruiz, Montclair State, 10.67. 3, Arif Husain, Gettysburg, 10.70.

400--1, Dwayne Stevens, Montclair State, 46.90. 2, Chris Williams, Emory, 47.30. 3, Jeff Taylor, Lincoln, Pa., 47.97.

1,500--1, Sandu Rebenciuc, Augustana, 3:49.42. 2, Mike Pierpergerdes, MIT, 3:50.36. 3, Konstantine Kindreich, Occidental, 3:50.59. 4, Brad Aagaard, Claremont-Mudd-Scripps, 3:53.77.

5,000--1, Dan Mayer, North Central, 14:22.37. 2, Gary Wasserman, Nebraska Wesleyan, 14:27.18. 3, Jeff Renlund, St. Thomas, Minn., 14:31.12. 7, Jose Garcia, Occidental, 14:51.90.

110 hurdles--1, Shannon Flowers, Lincoln, Pa., 13.86. 2, Mike Walker, Anderson, 14.44. 3, Glen Clinton, Alfred, 14.46.

1,600 relay--1, Montclair State, 3:13.85. 2, Central, Iowa, 3:15.25. 3, Rowan, 3:15.26. 8, Redlands, 3:35.00.

High jump--1, Jase Graber, Wis.-Eau Claire, 7 feet, 1 inch. 2, Mike Kindinger, Wis.-Stout, 6-11 1/2. 3, Leonard Jones, St. Thomas, Minn., 6-11 1/2.

Shot put--1, Paul Conlin, Wis.-Platteville, 58-4. 2, Paul Miller, Eureka, 58-0 1/2. 3, Fletcher Brooks, Allegheny, 54-11 1/2.

Triple jump--1, Ajamu Olaniyan, Wis.-LaCrosse, 51-7. 2, Leonard Jones, St. Thomas, Minn., 51-6 1/2. 3, Bill Schroeder, Wis.-LaCrosse, 50-3 1/2.

Javelin--1, Steve Gilbert, Albion, 223-3. 2, Steve Seth, Calvin, 216-6. 3, Bill Schroeder, Wis.-LaCrosse, 208-1.

Women

1, Lincoln (Pa.), 57. 2, Wis.-LaCrosse, 52. 3, Wis.-Oshkosh, 46. 4, Calvin, 41. 5, St. Thomas (Minn.), 32 1/2. 6, Manchester, 26.

7, Simpson, 25. 8, Baldwin-Wallace, 23. 9, Wis.-Stevens Point, 21. 10, Principia, 20. 11, Alma, 17. 12 (tie), Brandeis, Christopher Newport and Wis.-Eau Claire, 16. 15 (tie), Augustana, Kenyon, Occidental and Wis.-Whitewater, 14. 19 (tie), Mount Union, SUNY-Cortland and UC San Diego, 12. 22 (tie), Mary Washington and Rowan, 11. 24 (tie), Johns Hopkins, LaVerne, Kings Point and Williams, 10. 28 (tie), Concordia, Monmouth (Ill.) and SUNY-Plattsburgh, 9. 31 (tie), Nebraska Wesleyan, Wis.-Stout and Washington & Lee, 8. 34, Colby, 7. 35 (tie), Bowdoin, Carleton, Hope, Moravian, St. Norbert and SUNY-Fredonia, 6. 41 (tie), Allegheny, St. Benedict, Juniata, Ripon, St. Olaf, Stillman, Susquehanna and Tufts, 5. 50 (tie), Macalester, Southern Maine, Warburg and Widener, 4. 54 (tie), Bennett, Coe, Haverford, SUNY-Brockport and Western Maryland, 3. 59, Case Western, 2 1/2. 60 (tie), Messiah, Ohio Northern and SUNY-Geneseo, 2. 63 (tie), Eastern Mennonite, Montclair State, North Central, Trenton State and Trinity, 1.

100--1, Shawna Hardy, Lincoln, Pa., 11.96. 2, Erica Washington, UC San Diego, 12.11. 3, Ngozi Mwachambwa, Principia, 12.11.

400--1, Kelli Sreda, Simpson, 55.25. 2, Carita Goines, Wis.-Stout, 55.96. 3, Ngozi Mwachambwa, Principia, 56.22.

1,500--1, Kelly Wilder, Kenyon, 4:37.65. 2, Lesley Krush, Mary Washington, 4:38.09. 3, Amy Doucette, Alma, 4:38.52.

5,000--1, Brenda Ramsey, Manchester, 17:17.56. 2, Rebecca Kopchik, Occidental, 17:18.40. 3, Kelly Copps, St. Thomas, Minn., 17:25.64. 5, Janice Krich, LaVerne, 17:33.78.

100 hurdles--1, Jennifer Green, Baldwin-Wallace, 14.01. 2, Amy Petersine, Manchester, 14.19. 3, Kellie Ross, Lincoln, Pa., 14.33.

1,600 relay--1, Lincoln, Pa., 3:52.82. 2, Wis.-La Crosse, 3:53.96. 3, Wis.-Stevens Point, 3:55.64.

High jump--1, Mel Mueller, Wis.-Oshkosh, 5-9 1/4. 2, Amanda Pzul, Alma, 5-7 3/4. 3, Laura Salm, St. Norbert, 5-7 3/4.

Triple jump--1, Ebena Zhelevov, Brandeis, 39-5. 2, Heather Myrick, SUNY-Plattsburgh, 37-10 3/4. 3, Elaine Rake, SUNY-Fredonia, 37-8 3/4.

Discus--1, Cheryl Janowitz, Wis.-Eau Claire, 145-10. 2, Jessie Coonen, Wis.-LaCrosse, 143-4. 3, Vicki Drewa, Wis.-Oshkosh, 140-10.

NCAA Div. I Champs

June 3-5: New Orleans, LA:
Men's Events:

RESULTS

100: 1. Michael Green (Clem) 10.09, 2. Glenroy Gilbert (LSU) 10.18, 3. Sam Jefferson (Hous) 10.28, 7. Jeff Laynes (USC) 10.41

200: 1. Chris Nelloms (OhSt) 20.27, 2. Oluyemi Kayode (BYU) 20.35, 3. Glenroy Gilbert (LSU) 20.37.

400: 1. Calvin Davis (Ar) 45.04, 2. Anthon Maybank (Ia) 45.04, 3. Derek Mills (GaT) 45.21.

800: 1. Jose Parrilla (Tn) 1:46.51, 2. Scott Peters (Fl) 1:47.04, 3. Conrad Nichols (GaT) 1:47.51.

1500: 1. Marko Koers (Il) 3:38.05, 2. Andy Keith (Prov) 3:39.06, 3. Mark Carroll (Prov) 3:39.67, 10. Louie Quintana (VIII) 3:44.30.

Steeple: 1. Donovan Bergstrom (Wi) 8:29.08, 2. Jim Svenoy (UTEP) 8:29.18, 3. Kurt Black (Web) 8:29.25, 4. Francis O'Neill (KsSt) 8:29.64, 5. Martin Keino (Az) 8:39.41.

5000: 1. Joe Dennis (SfI) 13:59.00, 2. David Welsh (Ar) 13:59.25, 3. Frank Hanley (Ar) 13:59.98.

10000: 1. Jonah Koech (IaSt) 28:28.67, 2. Pablo Sierra (Ms) 29:07.88, 3. Frank Hanley (Ar) 29:14.17, 6. David Welsh (Ar) 29:46.09, 12. David Scudamore (Stan) 30:39.51, dnf-Jimmy Rodriguez (Az).

110 Hurdles: 1. Glenn Terry (In) 13.43, 2. Allen Johnson (NC) 13.47, 3. Wagner Marseille (FD) 13.87.

400 Hurdles: 1. Bryan Bronson (Rice) 49.07, 2. Jordan Gray (OhSt) 49.10, 3. Maurice Mitchell (Co) 49.75, 7. Marcus Carter (USC) 51.65.

4x100 Relay: 1. LSU 38.70, 2. TCU 38.91, 3. Ohio State 39.14.

4x400 Relay: 1. Ohio State 3:00.82, 2. Baylor 3:01.22, 3. Georgia Tech 3:02.10. High Jump: 1. Randy Jenkins (Tn) 7-5.75, 2. Ray Doakes (Ar) 7-4.5, 3. Otis Winston (OhSt) 7-4.5.

Pole Vault: 1. Mark Buse (In) 18-4.5, 2. Adam Smith (Tn) 18-4.5, 3. Martin Eriksen (Mn) 18-0.5, 7. (tie) David Cox (Fresno St.) 18-0.5.

Long Jump: 1. Erick Walder (Ar) 28-0, 2. Dion Bentley (Fl) 27-6.5, 3. Kareem Streete-Thompson (Rice) 27-3.25, 11. Derek Scurry (SCN) 25-4.75.

Triple Jump: 1. Tyrell Taitt (NCSt) 55-5.75w, 2. Reggie Jones (LSU) 55-5.5, 3. Erick Walder (Ar) 55-4.25w, 8. Charles Rogers (UCLA) 53-5.5.

Shot Put: 1. Brent Noon (Ga) 66-11.5, 2. John Godina (UCLA) 65-8.75, 3. Courtney Ireland (SMU) 63-2, 7. Joe Bailey (UCLA) 60-1.75, 8. Mark Parlin (UCLA) 60-1.25, 9. Gary Kirchhoff (USC) 59-11.

Discus: 1. Brian Milne (Penn St) 200-5, 2. Ramon Jimenez-Gaona (Cal) 200-0, 3. Gregg Hart (In) 196-5, 6. John Godina (UCLA) 192-1, 7. John Wirtz (Cal) 190-9, 13. Chad Danowsky (USC) 175-4, 14. Gary Kirchhoff (USC) 173-11, 16. Jamie Presser (UCLA) 173-11.

Hammer: 1. Balazs Kiss (USC) 246-10, 2. Mika Laaksonen (UTEP) 233-7, 3. Marko Wahlman (UTEP) 232-3, 15. Demi-en Luper (Cal) 191-9, 16. Greg Hodel

(UCLA) 189-7.

Javelin: 1. Erik Smith (UCLA) 259-10, 2. Derek Trafias (Fl) 240-11, 3. Rodrigo Zelaya (TxT) 235-3, 9. Garrett Noel (CSN) 227-6, 14. Greg Johnson (UCLA) 219-3.

Decathlon: 1. Chris Huffins (Cal) 8007, 2. Ron Blums (IaSt) 7918, 3. Matt Shelton (Tn) 7736.

Top Teams: 1. Arkansas 69, 2. tie LSU & Ohio State 45, 9. UCLA 25, 14. Cal 20, 18. USC 14.

Women's Events:

100: 1. Hollie Hyche (InSt) 11.14, 2. Beverly McDonald (TCU) 11.25, 3. Cheryl Taplin (LSU) 11.47.

200: 1. Hollie Hyche (InSt) 22.34, 2. Beverly McDonald (TCU) 22.69, 3. Flirtisha Harris (SH) 23.02.

400: 1. Juliet Campbell (Aub) 50.58, 2. Neirae Pasha (GaT) 51.68, 3. Youlanda Warren (LSU) 51.92, 7. Tanya Dooley (Fresno St.) 53.52.

800: 1. Kim Sherman (Wi) 2:02.99, 2. Amy Wickus (Wi) 2:03.00, 3. Kim Toney (AzSt) 2:03.23.

1500: 1. Clare Eichner (Wi) 4:20.12, 2. Aaronda Watson (Gtn) 4:21.95, 3. Erika Klein (Or) 4:21.96.

3000: 1. Clare Eichner (Wi) 9:03.06, 2. Fran ten Benschel (Nb) 9:07.39, 3. Lauren Guibicza (Ford) 9:12.03.

5000: 1. Kay Gooch (Ok) 16:31.02, 2. Molly McClimon (Mi) 16:33.38, 3. Brenda Sleuwenhoeck (Az) 16:33.86, 7. Shelley Taylor (Ar) 16:43.06.

10,000: 1. Carole Zajac (Vill) 34:18.14, 2. Caryn Landau (Gtn) 34:21.71, 3. Christi Constantin (Gtn) 34:26.22, 10. Janet Bowie (Cal) 36:39.43.

100 Hurdles: 1. Gillian Russell (Mia) 13.02w, 2. Ime Akpan (AzSt) 13.10, 3. Monifa Taylor (Fl) 13.13.

400 Hurdles: 1. Debbie Ann Parris (LSU) 56.37, 2. Tonja Buford (Il) 56.91, 3. Tonya Williams (Il) 58.23.

4x100 Relay: 1. LSU 43.49, 2. Alabama 43.68, 3. Auburn 43.72.

4x400 Relay: 1. LSU 3:27.97, 2. Arizona State 3:30.47, 3. Illinois 3:30.98, 6. UCLA 3:32.62.

High Jump: 1. Tanya Hughes (Az) 6-3.5, 2. Gwen Wentland (KsSt) 6-3.5, 3. J.C. Broughton (Az) 6-1.25, 7. Crissy Mills (USC) 6-0.

Long Jump: 1. Daphnie Saunders (LSU) 22-2.5, 2. Dedra Davis (Tn) 21-9, 3. Shana Williams (SH) 21-5.25.

Triple Jump: 1. Claudia Haywood (Rice) 44-5.25w, 2. Roshanda Glenn (UCLA) 43-9.75, 3. Leah Kirkin (Fl) 43-8.5w.

Shot Put: 1. Dawn Dumble (UCLA) 56-4, 2. Stevanie Wadsworth (TCU) 55-6.5, 3.

Melisa Weis (Co) 54-1.25, 7. Jenni Whelchel (UCLA) 51-4.5, 8. Valeyta Althouse (UCLA) 51-0.75.

Discus: 1. Daynel Mitchell (LSU) 186-6, 2. Dawn Dumble (UCLA) 183-2, 3. Stacey Schroeder (Fl) 180-1, 4. Melissa Weis (Co) 170-4, 12. Talafulu Misa (Fresno St.) 154-7.

Javelin: 1. Ashley Selman (Or) 188-5, 2. Valerie Tulloch (Rice) 185-7, 3. Heather Berlin (Mn) 181-0, 5. Jenny McCormick (Stan) 170-2, 13. Kristin Dunn (CSN) 145-10.

Heptathlon: 1. Kelly Blair (Or) 6038, 2. Sharon Jaklofsky (LSU) 5892, 3. Marieke Veltman (UCLA) 5656.

Top Teams: 1. LSU 93, 2. Wisconsin 44, UCLA 38.

California Senior Games

June 4-6. Sacramento.

MEN

100 Meters--50: 1. John Drake (50) 13.50, 55: 1. Gilbert LaTorre (55) 12.40, 60: 1. Bernard Stevens (64) 13.60, 65: 1. Robert Morlan (65) 15.30, 70: 1. Denny Watson 17.70, 75: 1. Clarence Killion (75) 15.80.

200 Meters--50: 1. Tyrone Nelson (51) 31.40, 55: 1. Bob Greer (57) 28.00, 60: 1. Bob Feaster (62) 28.90, 65: 1. Arthur Zimmerman (66) 31.90, 70: 1. David Kaplan (70) 34.30, 75: 1. Clarence Killion (75) 33.40.

400 Meters--50: 1. Tyrone (51) 1:00.30, 55: 1. Gerry Czamanske (59) 1:06.20, 60: 1. Bob Feaster (62) 1:03.80, 65: 1. Don Anhorn (65) 1:20.90, 70: 1. David Kaplan (70) 1:24.20.

800 Meters--50: 1. Tyrone Nelson (51) 2:25.80, 55: 1. Jim Bevins (55) 2:32.00, 60: 1. Hank Fragoza (63) 3:02.50, 65: 1. Arthur Zimmerman (66) 3:25.80.

1500 Meters--50: 1. Don Spickelmier (52) 5:06.80, 55: 1. Jim Bevins (55) 5:09.40, 60: 1. Bill Won (60) 6:10.40, 70: 1. David Kaplan (70) 7:08.30.

3000 Meters--50: 1. John Coyne (52) 13:00.20, 55: 1. Jim Bevins (55) 10:56.80, 60: 1. Carl Ellsworth (62) 11:04.00, 70: 1. David Cole (70) 14:44.30.

High Jump--50: 1. Gary Henderson (54) 4'03.0, 55: 1. Ted Gabales (55) 3'11.0, 60: 1. George Lawry (63) 4'01.0, 75: 1. Bob Boucke (79) 3'06.0.

Long Jump--50: 1. Tyrone Nelson (51) 14-9 1/2, 55: 1. Ted Gabales (55) 13-0 1/2, 60: 1. Bill Won (60) 12-3 1/2, 70: 1. Denny Watson (73) 11-6, 75: 1. Bob Boucke (79) 8-0.

Discus--50: 1. John Drake (50) 107-8, 55: 1. James Hart (56) 139-6 1/2, 60: 1. Rick DeGregorio (64) 97-10, 65: 1. Spido Webb (67) 77-0 1/2, 75: 1. Hal Cronkrite (75) 84-2 1/2.

Shot Put--50: 1. Alan Sira (51) 35-6, 55: 1. James Hart (56) 42-1, 60: 1. Bob Feaster (62) 37-8, 65: 1. Ed Chynoweth (69) 35-0, 75: 1. Hal Cronkrite (75) 31-8.

Javelin--50: 1. Dennis Newfield (50) 148-

00, 55: 1. Dennis Rietz (59) 100-10, 60: 1. Max Phillips (63) 92-8, 75: 1. Bob Boucke (79) 62-0.

Softball Throw--50: 1. Frank Devol (51) 197-2, 55: 1. Emory Haworth (57) 160-10, 60: 1. Ed Mahany (62) 127-2, 65: 1. Spido Webb (67) 113-0, 70: 1. Robert Moessinger (71) 113-9, 75: 1. Bob Boucke (79) 78-5.

WOMEN

100 Meters--55: 1. Rita Kerr (57) 16.70, 65: 1. Clara Azebedo (66) 22.10, 75: 1. Bettie Brown (79) 27.80.

200 Meters--50: 1. Diane Hall (52) 43.70, 65: 1. Peggy Ewing (65) 47.20, 75: 1. Bettie Brown (79) 1:07.30.

400 Meters--50: 1. Rusty Barnett (51) 1:28.10, 55: 1. Rita Kerr (57) 1:18.20, 65: 1. Clara Azebedo (66) 1:44.50, 70: 1. Dorrothea Cole (70) 3:36.20, 75: 1. Bettie Brown (79) 2:34.50.

800 Meters--50: 1. Rusty Barnett (51) 3:17.00, 55: 1. Heidi Skaden (55) 3:08.80, 65: 1. Peggy Ewing (65) 4:07.00, 75: 1. Bettie Brown (79) 6:06.40.

1500 Meters--50: 1. Rusty Barnett (51) 6:24.30, 55: 1. Heidi Skaden (55) 6:22.20, 65: 1. Peggy Ewing (65) 8:17.20, 75: 1. Bettie Brown (79) 8:41.40.

3000 Meters--50: 1. Rusty Barnett (51) 12:45.80, 55: 1. Leona Nenow (58) 14:48.00, 65: 1. Clara Azebedo (66) 16:18.90.

High Jump--55: 1. Rita Kerr (57) 3-6 1/2.

Discus--50: 1. Marlene Piper (50) 86-7 1/2, 75: 1. Ivy Browne (78) 34-8.

Shot Put--50: 1. Marlene Piper (50) 23-4 1/2, 75: 1. Ivy Browne (78) 13-2.

Javelin--50: 1. Marlene Piper (50) 105-7. Softball Throw--50: 1. Marlene Piper (50) 136-3, 55: 1. Carol Johnson (55) 91-7, 75: 1. Ivy Browne (78) 33-4.

SCA/USA T&F Summer All-Comers Series


June 24. Long Beach State.

WOMEN

400m: 1. Bunmi Ogunleye (SCRR) 60.3. 800m: 1. Joan Roehrig (un) 2:26.9. 1500m: 1. Joan Roehrig (un) 4:50.0. 3000m: 1. Debby Jamieson (un-40+) 13:13.9. Shot Put: 1. Bunmi Ogunleye (SCRR) 35-5 1/2.

MEN

400m: 1. Anthony Saxon (un) 51.4. 800m: 1. Carlos Ward (Navy) 1:53.9. 1500m: 1. B. Woodward (un) 4:09.0. 3000m: 1. Jaime Geoff (un--HS) 10:20.0. 5000m: 1. Harry Harris (SMTC, 30+) 16:20.9. 300m Hurdles: 1. Bill Knocke (un-50+) 48.9. 400m Hurdles: 1. Kumam (Cheetahs) 53.9. Pole Vault: 1. Eric Ure (Millikan) 10-6. Discus: 1. Mike Woodward (un--30+) 143-4 1/2. Shot Put: 1. Paul Fulbright (un) 39-4 1/4. Javelin: 1. Chris Weiert (un) 187-2 1/2.



TANYA DOOLEY
Photo by Bill Cockerham

California

Track News

California's Source ...
Track & Field ■ Cross Country

Now in its nineteenth year, **California Track News** is devoted exclusively to California track, field and cross country coverage. **California Track News** is a vital and important source of information -- high school, college, open, masters.

✓ RESULTS ✓ SCHEDULE ✓ PHOTOS
✓ RANKINGS ✓ INTERVIEWS ✓ SPECIAL FEATURES

Subscribe Today!

YES! I'd like to receive **CALIFORNIA TRACK NEWS** in the mail. Please start sending **CTN** to me at the address indicated below. My check/money order (to cover postage and handling) is enclosed.

Name _____

Address _____

City/State/Zip _____

- \$20.00 1 year/11 issues
- \$35.00 2 years/22 issues
- \$46.00 3 years/33 issues

Send to: **CTN**
4957 E. Heaton Avenue
Fresno, CA 93727

©1983 HERB PARSONS