

CALIFORNIA TRACK NEWS

JULY 1978

75¢

Issue 27



JUL

ISSUE

BULK RATE
U.S. POSTAGE
PAID
Fresno, CA 93706
Permit No. 629

CALIFORNIA TRACK NEWS
1717 South Chestnut Ave.
Fresno, CA 93702

Scott MacLeod ip
6816 Pickett Dr.
Morningside, MD 20023

8604 Oakdale St.
Oxon Hill, MD 20022 F



The Only Publication Devoted to California Track



CALIFORNIA TRACK NEWS

1717 South Chestnut Avenue
Fresno, CA 93702

EDITOR: *Bill Cockerham*
PRODUCTION MANAGER: *Judy Cockerham*

PUBLISHED BY: *The Fresno Pacific College Track Team and the Fresno Pacific Track Club.*

PHOTOGRAPHERS: *Diane Johnson, Bill Leung, Jr., Richard Lee Slotkin*

HIGH SCHOOL BOYS: *Ron Blackwood, Keith Conning, Jack Shepard, Mike Kennedy.*

HIGH SCHOOL GIRLS: *Rich Ede.*

4 YEAR COLLEGE-OPEN MEN: *Chuck Skow.*

AAU GIRLS AND WOMEN: *Calvin Brown.*

JUNIOR COLLEGE MEN: *Fred Baer, Ken Dose*

MASTERS MEN: *Percy Knox, Peter Mundle.*

MASTERS WOMEN: *Irene Obera.*

TECHNIQUE AND TRAINING: *Vern Gambetta.*

SAN DIEGO: *Noel Montrucchio.* BAKERSFIELD: *Mike Miles.*

EAST BAY: *James Day.* SAN JOSE: *Darrel Cox.* VENTURA

COUNTY: *Rich Romine.* SACRAMENTO: *Noel Hitchcock.*

TRACK TEASER PUZZLE: *Mike Lennemann.*

Subscription Rates:

1 Year \$7.00
2 Years \$12.00
3 Years \$16.00

Published 10 times per year - one issue per month (January and September excluded).

first class and foreign rates on request

Write for advertising rates. Special "Meet Notice" rates.

Area Correspondents still needed for many parts of the state. If interested in serving on our staff please write for details.

PROFILE

Kenny Hays

KENNY HAYS: Pasadena City College, sophomore. Age 21 ; 6 feet, 5 inches; 175 pounds. Born October 5, 1956. Best Marks: Long jump— 26-2¾, Triple Jump— 51-7½, 400 meters— 48.7 (47.7r), 440 intermediates— 53.2. All in 1978. Coached by Skip Robinson.

Pasadena City College won the 1978 California Junior College State Meet with 64 points — 5 points ahead of runner-up San Jose. The key to the Lancers victory was, certainly, the horizontal jumps. They went 1-2 in both the long jump and triple jump. And, the key to those jumps was, just as certainly, sophomore Kenny Hays.

Hays had shown potential all year, but really put it together with life time bests in the "big one." At the state meet his winning jumps were both meet records and his 26-2¾ long jump mark equaled the National JC Record of Sacramento's Hines in 1969.

Kenny's favorite event is the long jump. He hopes to be consistently over 26 feet next year as well as 52 in the triple jump. He is shooting for NCAA, AAU and Olympic goals in the future, as well. But even more important to him is, "My educational goals," he states. "To get my degree has always been first to me. I hope to be successful in the comm-
munications field." He continues, "My



photo by Wayne Wiebe

degree which is my main goal." And where does he plan to finish up that all important degree? University of Southern California. He says, "I am going to USC in the fall. It's a good school for my major along with having a top track program."

Kenny's philosophy has enabled him to reach for and achieve good things — especially in track. He states, "I think greatness isn't inherited, it's achieved, in that if you really believe in yourself and work hard at it there will always be positive results."

Workouts:

Jog 3½ miles each morning. MON-DAY— 4x660. TUESDAY— 660-550-440-330-220. WEDNESDAY— work on

CONGRATULATIONS!

TO CALIFORNIA'S NATIONAL CHAMPIONS



photo by Bill Leung, Jr.



photo by Stan Pantovic



Some of the national champions are pictured here. Starting from the far left and going clockwise: CATHY SULINSKI won the AIAW javelin; JIM SCHANKEL won the NCAA II 5,000 & 10,000; RUTH CALDWELL won the AAU 800; ARNIE ROBINSON won the AAU long jump; and DWIGHT STONES the AAU




photo by Diane Johnson




photo by Diane Johnson

photo by Stan Pantovic

Some of the national champions are pictured here. Starting from the far left and going clockwise: CATHY SULINSKI won the AIAW javelin; JIM SCHANKEL won the NCAA II 5,000 & 10,000; RUTH CALDWELL won the AAU 800; ARNIE ROBINSON won the AAU long jump; and DWIGHT STONES the AAU high jump.

DAN ALDRIDGE (CPSLO) NCAA II 1500
 JODI ANDERSON (CSUN) AAU Long Jump
 EVELYN ASHFORD (UCLA) AAU & AIAW 200m
 CHUCK ASSUMMA (Eisenhower HS) AAU Jr. 10,000m
 MAURICIO BARDALES (UC Irvine) NCAA Decathlon
 BERKELEY EAST BAY TRACK CLUB AAU Jr. 4x100 Relay
 SUE BRODOCK (SCRR) AAU 10,000m Walk
 ROSALYN BRYANT (LA State) AIAW 400m
 JAMES BUTTS (Athletes in Action) AAU Triple Jump
 RUTH CALDWELL (Citrus JC) AAU 800m
 SHERRY CALVERT (LI) AAU Javelin
 DEANDRA CARNEY (LAM) AAU Jr. 100m
 FRIEDA COBBS (BEB) AAU Jr. 200m & 400m
 CLANCY EDWARDS (USC) AAU & NCAA 100m & 200m
 GREG FOSTER (UCLA) NCAA High Hurdles
 JAMES FRAZIER (Arizona) AAU Jr. High Jump
 GARNER (Hayward State) NCAA II Triple Jump
 GOLDSTONE (UCLA) AAU Jr. 400m
 CHESTER HART (CSULA) NCAA II High Hurdles
 LAMONTE KING (UC Irvine) AAU Jr. Long Jump
 DAVE LAUT (UCLA) NCAA Shot Put
 RON LIVERS (San Jose State) NCAA Triple Jump
 JAMES LOFTON (Stanford)
 LOS ANGELES MERCURETTES AAU Jr. Sprint Medley R
 LOS ANGELES STATE AIAW SprMdlyR & NCAAII Team
 WILLIAM MULLINS (USC) NCAA 400m
 KENT NAMIKIS (Pom) NCAA II Long Jump

JACQUE NELSON (LI) AAU Jr. Javelin
 NORTHRIDGE STATE AIAW 4x800 Relay & Team Title
 OCCIDENTAL COLLEGE NCAA III Team Title
 MODUPE OSHIKOYA (UCLA) AIAW Long Jump, AAU Pent
 MAXIE PARKS (AIA) AAU 400m
 PHILLIPS (Chap) NCAA II High Jump
 CHRISTI PYLE (LANTC) AAU Jr. Discus
 COLEEN REINSTRA (CN) AAU Jr. High Jump
 DAN RIPLEY (PCC) AAU Pole Vault
 ARNIE ROBINSON (SDSGS) AAU Long Jump
 JAMES ROBINSON (ICTC) AAU 800m
 ROBINSON (CSULA) NCAA II Pole Vault
 SAN JOSE CINDERGALS AAU Jr. & Sr. 4x800 Relay
 DON SAWYER (Hayward St) NCAA II Hammer
 JIM SCHANKEL (Cal Poly SLO) NCAA II 5000m/10k
 STEVE SCOTT (UC Irvine) NCAA & AAU 1500m
 MAREN SEIDLER (Stars) AAU Shot Put
 STANISLAUS STATE NCAA III 4x400 Relay
 DWIGHT STONES (DO) AAU High Jump
 CATHY SULINSKI (Hayward St) AIAW Javelin
 THOMSON (Stanford) AAU Jr. Hammer
 SAM TURNER (CSULA) NCAA II Intermediate Hurdles
 UNIVERSITY OF SO. CALIF. NCAA 4x100R/TeamTitle
 PATTY VAN WOLVELAERE (USC) AIAW 100m Hurdles
 BILL WATERS (Pt. Loma) NAIA Decathlon
 KATHY WESTON (CSUN) AIAW 800m
 CHERI WILLIAMS (Livermore HS) AAU Jr. 1500m
 DAN WILLIAMS (Oxy) NCAA III Triple Jump

A.A.U. NATIONALS

The hero of the 1978 AAU National Track & Field Championships was sprinter Clancy Edwards. After sharing the limelight with Henry Rono and Greg Foster in the NCAA Champs Edwards took over at the US Championship event. By winning both the 100 and 200 at the AAU on top of the same trick at the NCAA he became the first to do so since Hal Davis in 1943.

Edwards won the 100 on Friday and repeated with the 200 on the following day at UCLA's Drake Stadium June 9 and 10. The 200 was especially exciting as he did his usual blaze from behind and mow them down. After Edwards put away a strong field dominated by Trojans past and present, he took a dip in the steeplechase water jump to cool himself off. For sure, no one else has been able to do it the last 10 days. Edwards was a busy man during this span of time with 15 races in the NCAA and AAU meets.

"A double-double, huh? That's pretty good," Edwards said of his NCAA-AAU sprint dominance. "This is the best year I've had yet. I don't know what others have done in the past."

Edwards—who ranks among the greatest USC sprinters of all time, such as Charley Paddock, Frank Wykoff, Mel Patton, Lennox Miller and Don Quarrie—has consistently beaten the world's best runners since last September when he won the 200 at the World Cup at Dussel-

dorf, West Germany. He was unbeaten in 100 meter finals during the 1978 season and lost only one 200 - to teammate James Sanford and Quarrie May 12 at the Jamaica Invitational.

Edwards was a NCAA Division II sprint champion at Cal Poly (SLO), but his career was in limbo when he dropped out of school and then attended Santa Ana College. He was Clancy Who? until he enrolled at USC last year. He may be doing a different kind of sprinting next fall - like running after long passes. He said he is dead serious about turning out as a wide receiver prospect on the Trojan football team.

The women had their heroine in Jodi Anderson who along with Brenda Morehead set American records. Morehead, however, lost in the final. Edwards and Anderson were selected the meet's Outstanding Athletes. The gals also outdid the men by earning six of the seven meet records which were set.

Northridge's Jodi Anderson leaped 22-7½ to set the American Record. "I can't remember anything that happened after I hit the board," she said. "All I remember is that I fell back in the pit." After her record was posted, Anderson hugged her coaches and other competitors and broke into tears. "Chills went through me," she said. "I wanted to scream. I was trying to compose myself because I knew I had more jumps left

photo by Stan Pantovic




CLANCY EDWARDS double winner at AAU

"A double-double, huh? That's pretty good," Edwards said of his NCAA-AAU sprint dominance. "This is the best year I've had yet. I don't know what others have done in the past."

Edwards—who ranks among the greatest USC sprinters of all time, such as Charley Paddock, Frank Wykoff, Mel Patton, Lennox Miller and Don Quarrie—has consistently beaten the world's best runners since last September when he won the 200 at the World Cup at Dussel-

seven meet records which were set. Northridge's Jodi Anderson leaped 22-7½ to set the American Record. "I can't remember anything that happened after I hit the board," she said. "All I remember is that I fell back in the pit." After her record was posted, Anderson hugged her coaches and other competitors and broke into tears. "Chills went through me," she said. "I wanted to scream. I was trying to compose myself because I knew I had more jumps left



CLANCY EDWARDS double winner at AAU



photo by Diane Johnson



photo by Diane Johnson



photo by Diane Johnson

JODI ANDERSON demonstrates how to set an American record; which she did at the AAU Championships.

and I wanted to try for the world record (22-11¼). I thought today might be the day. The adrenalin was going but I was trying too hard."

Other exciting action saw Steve Scott of UC Irvine in another close encounter as he just barely got to the tape before his competitors in the 1500 meter run. "I'm glad it's over," Scott said after nipping Sydney Maree by four hundredths of a second to win. He was in a similar situation just a week earlier at the NCAA championships. In that race, he beat Ray Flynn by one tenth of a second and Lacy by two tenths of a second.

At the NCAA meet, however, Scott had held on to win. In the AAU Maree passed him about 100 meters from the finish line. Scott fought back and leaned at the wire for the victory. "Maree went by me and I was going just as fast as I could," Scott said. "For a minute I thought I would just cruise and fake like I had tried. I hoped he would slow down a bit and fortunately that's what happened."

Maree, a Villanova freshman from South Africa who finished fifth at the NCAA meet, would have won this race if the finish line had arrived five meters sooner. "All these guys were just hauling," said Scott, "I planned to take the lead at the beginning of the race, but I couldn't do it."

James Robinson was another Californian who did a superb job in winning his event, but he did it by going right to the front and hanging on, just the opposite of his tactics of a year ago when he preferred to hang back for the first lap of the 800 meters. "Last year I was just training for the second lap," he said. "This year I trained for the first. It wasn't that I was lagging back before, I just couldn't handle the pace."

Maxie Parks came through from behind in the stretch to overhaul the field and win the 400 meters. "I came off the turn and I said, 'Father, this is for you.' He gave me strength to make it to the end."



photo by Bill Leung, Jr.

JAMES ROBINSON wins 800

Dan Ripley won the pole vault over Mike Tully on the basis of a jump-off. James Butts easily handled the field in the triple jump winning by over a foot ahead of runner-up Rayfield Dupree.

Evelyn Ashford was a surprise winner in the 200 since Brenda Moorehead had set the American record in the heats.

Sherri Calvert upset world record holder Kate Schmidt in winning the javelin throw. Another surprise was Ruth Caldwell winning the 800 meters. Caldwell was last the previous year.

10,000-METER RUN

1. Ellison Goodall (Duke A.A.), 33:40.3;
2. Sue Kinsey (Los Angeles Naturite T.C.), 33:42.7;
3. Karen Bridges, 34:17.3;
4. Carol Cook (Iowa State), 34:42.7;
5. Roxanne Bler (San Jose Cindergals), 34:54.8;
6. Ann Trason (Monterey Peninsula T.C.), 35:11.2;
7. Phyllis Orlich (unattached), 35:22.2;
8. Cindy Dalrymple (Honolulu T.C.), 35:37.8.

100 HURDLES

3 In Each Heat Qualify for Final
HEAT ONE—1. Van Wolvelaere (Los Angeles TC), 13.46 (wind .9 m.p.s.); 2. Smith (Texas Southern), 13.62; 3. Calhoun (unat), 13.66. Others included: 8. Shmock (Lakewood International) did not run.

HEAT TWO—1. LaPlante (unat), 13.35 (wind 1.7 m.p.s.); 2. Harris (Mason-Dixon TC), 13.64; 3. Neal (U.S. Army), 14.03. Others included: 7. Kim Costello (Millbrae Lions TC), 14.87.

HEAT THREE—1. McMillan (Lakewood International), 13.75 (wind .1 m.p.s.); 2. Weekly (Texas Southern), 13.86; 3. Arnold (Texas TC), 14.07.

100 HURDLES

1. LaPlante (unat), 13.19 (meet record, old mark, 13.29, Fredrick, Los Angeles TC, 1976);
2. van Wolvelaere (Los Angeles TC), 13.22;
3. Smith (Texas Southern), 13.50;
4. McMillan (Lakewood International), 13.74;
5. Harris (Mason-Dixon TC), 13.90;
6. Calhoun (unat), 13.91;
7. Weekley (Texas Southern), 13.98;
8. Arnold (Texas TC), 14.41.

Preliminaries

400 HURDLES

4 In Each Heat Qualify for Final

HEAT ONE—1. Esser (Iowa St.), 58.80; 2. Melrose (Prairie View A&M), 60.20; 3. Smith (DC International), 60.55; 4. Vega (Atoms TC), 60.5 (hand timed). Others included: 9. L. Hightower (Los Angeles TC), no time.

HEAT TWO—1. Winlock (LA Mer-curettes), 59.3 (hand-timed); 2. Levin-ski-Souza (Texas Woman's U.), 59.4; 3. Mahal (Iowa St.), 60.2; 4. Brinkley (Pioneer AC), 60.2. Others included: 5. Cape (Lakewood International), 61.3; Sanders (Compton TC), did not run.

400 HURDLES

1. Esser (Iowa St.), 57.85;
2. Mahal (Iowa St. TC), 58.60;
3. Smith (DC International), 58.62;
4. Melrose (Prairie View A&M), 59.17;
5. Vega (Atoms TC), 59.36;
6. Levin-ski-Souza (Texas Women's U.), 59.36;
7. Brinkley (Pioneer AC), 60.62;
8. Winlock (LA Mer-curettes), 69.1 (hand timed).

5,000-METER WALK

1. Liers (Island TC), 25:46.2;
2. S. Brodock (SoCal. Roadrunners), 26:20.4;
3. Shea (New York PAL), 26:29.4;
4. Mori (California Walkers), 26:37.6;
5. Dufour (Arizona TC), 26:44.6;

- (19-4½ second best);
 9. Pettit (Prairie View A&M) 20-1;
 10. Ray (Florida), 19-11¼;
 11. Ferguson (Florida), 19-10;
 12. Keating (Sun Devil Sports Foundation), 17-6¼.
- Anderson's series—20-7, 20-10¼, 21-1¼, 22-7½, 21-7½, pass.

SHOTPUT

1. Seldler (San Jose Stars), 59-8;
2. Turbyne (Gilly's Gym), 52-4½;
3. Devine (Emporia St.), 50-10;
4. Jacobson (Oregon TC), 49-3¼;
5. Van Pelt (Club Northwest), 49-3;
6. Dole (Lakewood International), 48-8;
7. Mecklenburg (Falcon TC), 46-3;
8. Rose (Premier TC), 45-4.

DISCUS

1. Winbigler (Oregon TC), 178-6;
 2. Griffin (Falcon TC), 176-2;
 3. Connell (Atlantic Coast TC), 171-0;
 4. Vogalsang (Maccabi TC), 168-2;
 5. Branson (Los Angeles TC), 164-8;
 6. Hansen (Falcon TC), 162-6;
 7. Marshall (Los Angeles TC), 159-8;
 8. Nelman (Texas Woman's U.), 154-11.
- Others included: 12. Pyle (Los Angeles TC), 147-2.

JAVELIN

12 Qualify for Final

- Calvert (Lakewood International), 179-9; Cannon (Millbrae Lions), 170-10; Schmidt (unat), 168-7; Sulinski (Millbrae Lions), 166-3; Dietrich (San Diego St.), 156-5; Wilkinson (Quest TC), 155-9; Stollenburg (Viking AC), 154-9; Dunton (San Diego St.), 154-8; Camarigg (Lakewood International), 153-5; Nelson (Lakewood International), 153-1; Whitfield (unat), 150-3; Thompson (Big Foot TC), 146-11. Others included: 14. Steele (unat), 143-1; Bishop (Los Angeles TC), 142-3; Brandt (UC Santa Barbara) 137-7

JAVELIN

1. Calvert (Lakewood International), 203-7;
2. Schmidt (unat), 198-5;
3. Cannon (Millbrae Lions), 181-5;
4. Sulinski (Millbrae Lions), 172-1;
5. Whitfield (Millbrae Lions), 161-7;
6. Stollenburg (Viking AC) 160-2;
7. Wilkinson (Quest TC), 159-11;
8. Nelson (Lakewood International), 158-9;
9. Dietrich (San Diego St.), 152-3;
10. Camarigg (Lakewood International), 152-0;
11. Thompson (Big Foot TC), 148-1;
12. Dunton (San Diego St.), 137-4.

400 RELAY

- Texas Women's University (Hodges, Brown, Holmes, Simpson), 44.16 (meet record, old mark, 44.97, Tennessee St. TC 1976); 2. Tennessee St. TC, 45.04; 3. Los Angeles TC, 45.59; 4. Colorado Flyers, 45.88; 5. New York PAL, 46.17; 6. Premier TC "A", 45.46; 7. Premier TC "B", 47.1 (hand time); 8. Central Jersey TC, 48.1 (ht).

880 MEDLEY RELAY

4 In Each Heat Qualify for Final

ite of his tactics a year ago when he preferred to hang back for the first lap of the 800 meters. "Last year I was just training for the second lap," he said. "This year I trained for the first. It wasn't that I was lagging back before, I just couldn't handle the pace."

Maxie Parks came through from behind in the stretch to overhaul the field and win the 400 meters. "I came off the turn and I said, 'Father, this is for you.' He gave me strength to make it to the end."

Mike Tully on the basis of a jump-off. James Butts easily handled the field in the triple jump winning by over a foot ahead of runner-up Rayfield Dupree.

Evelyn Ashford was a surprise winner in the 200 since Brenda Moorehead had set the American record in the heats.

Sherri Calvert upset world record holder Kate Schmidt in winning the javelin throw. Another surprise was Ruth Caldwell winning the 800 meters. Caldwell was last the previous year.

(Pioneer AC), 60.2. Others included: 5. Cape (Lakewood International), 61.3; Sanders (Compton TC), did not run.

400 HURDLES

1. Esser (Iowa St.), 57.85; 2. Mahal (Iowa St. TC), 58.60; 3. Smith (DC International), 58.62; 4. Melrose (Prairie View A&M), 59.17; 5. Vega (Atoms TC), 59.36; 6. Levinski-Souza (Texas Womens' U.), 59.36; 7. Brinkley (Pioneer AC), 60.62; 8. Winlock (LA Mercurettes), 62.1 (hand timed).

5,000-METER WALK

1. Liers (Island TC), 25:46.2; 2. S. Brodock (SoCal Roadrunners), 26:20.4; 3. Shea (New York PAL), 26:29.4; 4. Mori (California Walkers), 26:37.6; 5. Dufour (Arizona TC), 26:45.6; 6. T. Trisco (Los Angeles TC), 28:31.0.

10,000-METER WALK

1. S. Brodock (SoCal Roadrunners), 52:18.2 (meet record, new event); 2. Mori (California Walkers), 53:00.9; 3. Liers (Island TC), 53:29.0; 4. Dufour (Arizona TC), 53:30.0; 5. McPherson (West Valley TC), 57:44.2; 6. Shima (New York PAL), 58:09.1; 7. Janosek (SoCal Roadrunners), 58:39.0.

HIGH JUMP

1. Ritter (Texas Womens' U.), 6-1 1/4; 2. Spencer (Falcon TC), 6-1 1/4; 3. Brill (unat), 6-0; 4. (tie) Rienstra (unat) and Garrison (Club Northwest), 6-0; 6. Felton (Club Northwest), 6-0; 7. Yagi (Japan), 5-10; 8. McLeod (Canada), 5-10; 9. Dubbs (Kearny St.), 5-10; 10. Burrill (Colorado Gold), 5-10; 11. (tie) Wallace (Pioneer TC) and Cosgrove (Falcon TC), 5-8; 13. Remling (Lakewood International), 5-8; 14. Smith (Falcon TC), 5-8.

LONG JUMP

13 Qualify for Final

McMillan (Tennessee St. TC), 21-4; Anderson (Los Angeles TC), 20-5 1/2; Awala (Japan), 20-5; Griffith (Adelphi) and Pettit (Prairie View A&M), 20-4 1/2; Watson (Lakewood International), 20-2 1/2; Ray (Florida), 20-2 1/2; Walker (Lakewood International), 20-0 1/2 (19-1 3/4 legal); Crabtree (Phoenix Boys' Gym), 19-1 1/2; Ferguson (Florida), 19-1 1/2; Oshikoya (Maccabi TC), 19-9; Carson (Sun Devil Sports) and Keating (Sun Devil Sports), 19-2 1/4.

LONG JUMP

1. Anderson (Los Angeles TC), 22-7 1/2 (American and meet record old mark, 22-3. McMillan, Hoke County HS, N.C. 1976) (wind 1.6 m.p.s.); 2. McMillan (Tennessee St. TC), 22-0 3/4; 3. Griffith (Adelphi), 20-8 1/4; 4. Walker (Lakewood International), 20-7 1/4; 5. Aware (Japan), 20-6 1/2; 6. Watson (Lakewood International), 20-5; 7. Carson (Sun Devil Sports Foundation), 20-1 1/4 (19-5 1/2 second best); 8. Crabtree (Phoenix Boys' Gym), 20-1 1/4 (Liberty AC), 9:35.4; 10. K. Keyes (Maccabi TC), no time.

800

3 in Each Heat Qualify for Final

HEAT ONE—1. Kelly (Prairie View A&M), 2:04.0; 2. Decker (Colorado), 2:04.0; 3. Jones (Atoms TC), 2:04.7. Others included: 5. Roberson (LA Mercurettes), 2:06.7.

HEAT TWO—1. Caldwell (Citrus College), 2:04.4; 2. Romesser (unat), 2:04.6; 3. Vigil (unat), 2:04.7. Others included: 6. Fromme (Los Angeles TC), 2:14.8.

HEAT THREE—1. Hall (Chicago TC), 2:05.6; 2. Blaine (Atoms TC), 2:05.7; 3. Weston (Los Angeles TC), 2:05.7. Others included: 4. Poor (Athletes in Action), 2:05.9; 6. Chemabwal (Maccabi TC), did not run.

800

1. Caldwell (Citrus College), 2:02.0; 2. Kelley (Prairie View A&M), 2:03.0; 3. Decker (Colorado), 2:03.1; 4. Weston (Los Angeles TC), 2:04.5; 5. Romesser (unat), 2:04.6; 6. S. Vigil (unat), 2:04.7; 7. Hall (Chicago TC), 2:04.7; 8. Jones (Atoms TC), 2:05.1; 9. Blaine (Atoms TC), 2:06.6.

1,500

1. Merrill (Age Group AA), 4:09.4; 2. Heald (San Fernando Valley TC), 4:10.9; 3. Bremser (Wisconsin TC), 4:11.1; 4. Pearson (Canada), 4:13.5; 5. Webb (Knoxville TC), 4:16.0; 6. K. Keyes (Maccabi TC), 4:18.4; 7. Ennis (New Jersey AA), no time; 8. Twomey (Minnesota), 4:20.8.

3,000

1. Merrill (Age Group AA), 8:56.4; 2. Mills (New Jersey AA), 9:03.3; 3. Kinsey (Los Angeles TC), 9:11.8; 4. Kinsey (Los Angeles TC), 9:12.6; 5. Webb (Knoxville TC), 9:16.1; 6. Bankes (New Jersey AA), 9:23.0; 7. Goodall (Duke), 9:23.0; 8. Witherspoon (San Jose Cindergals), 9:35.1; 9. Elliman (Liberty AC), 9:35.4; 10. K. Keyes (Maccabi TC), no time.

Final

1. Ashford, 22.66 (wind 1.0 m.p.s.); 2. Morehead, 22.88; 3. Cheeseborough, 23.55; 4. Young, 23.62; 5. Brown, 23.74; 6. Bolton, 24.13; 7. Dabney, 24.3 (hand timed); Forda, did not run.

Preliminaries

400

4 in Each Heat Qualify for Semifinals
HEAT ONE—1. Bryant (All TC), 53.31; 2. Thomas (New York City PAL), 53.49; 3. Simpson (Texas Womens' U.), 53.84. Others included: 4. Jiles (New Orleans Superdames), 54.56.

HEAT TWO—1. Jackson (Prairie View A&M), 52.54; 2. Blake (Tennessee St. TC), 53.38; 3. Emerson (Prairie View A&M), 53.99. Others included: 4. Y. Rich (SoCal Cheetahs), 54.41; Quick (LA Mercurettes TC), did not run.

HEAT THREE—1. Griffith (Adelphi), 52.57; 2. Forde (Atoms TC), 53.11; 3. Dabney (Clippers TC), 53.30.

52.01; 2. Bryant (All TC), 52.32; 3. Dabney (Clippers TC), 52.35; 4. Thomas (New York PAL), 52.73; Others included: 6. Y. Rich (SoCal Cheetahs), 55.32.

400

4 in Each Heat Qualify for Final
HEAT ONE—1. Jackson (Prairie View A&M), 51.99; 2. Forde (Atoms TC), 52.60; 3. Blake (Tennessee St. TC), 53.02; 4. Simpson (Texas Woman's U.), 53.43. Others included: 5. Emerson (Darlots TC), 54.5 (hand).

HEAT TWO—1. Griffith (Adelphi),

400

1. Forde (Atoms TC), 51.04 (meet record, old mark, 51.55, Dabney, Clippers TC, 1977); 2. Jackson (Prairie View A&M), 51.11; 3. Dabney (Clippers TC), 51.31; 4. Griffith (Adelphi), 51.50; 5. Bryant (All TC), 51.99; 6. Blake (Tennessee St. TC), 52.56; 7. Thomas (New York PAL), 53.41; 8. Simpson (Texas Womens' U.), 54.7 (hand timed).

women

3 in Each Heat Qualify for Final

HEAT ONE—1. He between Morehead (Tennessee St. TC) and Hodges (Texas Womens' U.), 11.14 (meet record, old mark, 11.34, Cheeseborough, Tennessee St. TC, 1976; wind 1.7 m.p.s.); 2. Fuller (Tennessee St. TC), 11.59.

HEAT TWO—1. Hawkin (Texas Southern), 11.70 (wind 1.7 m.p.s.); 2. Jones (Tennessee St. TC), 11.76; 3. Cobbs (Berkeley East Bay TC), 11.82. Others included: 4. Bolton (Millbrae Lions TC), 11.82.

HEAT THREE—1. Ashford (Maccabi TC), 11.16 (wind 5 m.p.s.); 2. Douglas (Lakewood International TC), 11.58; 3. Cheeseborough (Tennessee St. TC), 11.58. Others included: 6. Robinson (LA Mercurettes), 12.08; 8. Bowle (SoCal Cheetahs), 12.5.

Finals

100

1. Hodges (Texas Woman's U.), 11.23; 2. Morehead (Tennessee St. TC), 11.25; 3. Ashford (Maccabi TC), 11.30; 4. Cheeseborough (Tennessee St. TC), 11.61; 5. Hawkin (Texas Southern), 11.76; 6. Douglas (Lakewood International), 11.82; 7. Cobbs (Berkeley, East Bay TC), 11.87; 8. Fuller (Tennessee St. TC), 11.88.

200

4 in Each Heat Qualify for Semifinals
HEAT ONE—1. Ashford (Maccabi TC), 22.80 (wind 4 m.p.s.); 2. Brown (Texas Woman's U.), 23.52; Nichols (DC International), 23.71; 4. Jiles (New Orleans Superdames), 23.71.

HEAT TWO—1. Young (Pioneer AC), 23.64 (wind 1.6 m.p.s.); 2. Bryant (All TC), 23.6 (hand-timed); 3. Hawkin (Texas Southern), 23.89; 4. Bolton (Millbrae Lions), 24.03. Others included: 5. (Berkeley East Bay TC), 24.07; 7. Douglas (Lakewood International), 24.6 (ht).

HEAT THREE—1. Morehead (Tennessee St. TC), 23.49 (wind 1.4 m.p.s.); 2. Smith (Texas Southern), 23.73; 3. Dabney (Clippers TC), 23.89; 4. Greene (Colorado Flyers), 24.23. Others included: Elmore (Compton TC), did not run.

HEAT FOUR—1. Cheeseborough (Tennessee St. TC), 23.40 (wind 4 m.p.s.); 2. Forde (Atoms TC), 23.43; 3. Y. Rich (SoCal Cheetahs), 24.04; 4. Hunter (Lakewood International), 25.00. Others included: 5. Taylor (San Diego St.), 25.28; Sanders (Compton TC) and Marshall (Los Angeles TC) did not run.

200

4 in Each Heat Qualify for Final
HEAT ONE—1. Morehead (Tennessee St. TC), 20.60 (American and meet record, old mark, 22.62, Ashford, UCLA, 1977) (wind 1.1 m.p.s.); 2. Ashford (Maccabi TC), 22.71; 3. Brown (Texas Womens' U.), 23.63; 4. Bolton (Millbrae Lions), 23.75. Others included: 5. Y. Rich (SoCal Cheetahs), 23.85.

HEAT TWO—1. Forde (Atoms TC), 23.30 (wind 0.5 m.p.s.); 2. Young (Pioneer AC), 23.46; 3. Cheeseborough (Tennessee St. TC), 23.53; 4. Dabney (Clippers TC), 23.75. Others included: 7. Bryant (All TC), 24.02; Hunter (Lakewood International), did not run.

(Lakewood International), 158.7; 9. Dietrich (San Diego St.), 152.3; 10. Camarigg (Lakewood International), 152.6; 11. Thompson (Big Foot TC), 148-1; 12. Dunton (San Diego St.), 137-4.

400 RELAY

Texas Womens' University (Hodges, Brown, Holmes, Simpson), 44.16 (meet record, old mark, 44.97, Tennessee St. TC 1976); 2. Tennessee St. TC, 45.04; 3. Los Angeles TC, 45.59; 4. Colorado Flyers, 45.88; 5. New York PAL, 46.17; 6. Premier TC "A", 45.46; 7. Premier TC "B", 47.1 (hand time); 8. Central Jersey TC, 48.1 (ht).

800 MEDLEY RELAY

4 in Each Heat Qualify for Final

HEAT ONE—1. Prairie View A&M, 1:41.5; 2. Texas Woman's U., 1:41.6; 3. New York PAL, 1:41.7; 4. Colorado Flyers, 1:43.2. Others included: 5. Premier TC "A", 1:43.4; 6. SoCal Cheetahs, 1:44.6.

HEAT TWO—1. Tennessee St. TC, 1:38.0 (American and meet record, old records, 1:38.7, Los Angeles Mercurettes, 1976); 2. Texas Southern, 1:40.7; 3. DC International, 1:42.4; 4. Premier TC "B", 1:46.2. Others included: Los Angeles TC, disqualified.

800 MEDLEY RELAY

1. Tennessee St. TC, 1:37.7 (meet record, old mark, 1:38.0, Tennessee St. TC, preliminaries); 2. Prairie View A&M, 1:39.3; 3. Texas Southern, 1:49.7; 4. Texas Woman's U., 1:41.0; 5. Colorado Flyers, 1:41.9; 6. DC International, no time; 7. New York PAL, 1:43.0; 8. Premier TC "B", 1:46.6.

MILE RELAY

4 in Each Heat Qualify for Final

HEAT ONE—1. Colorado Flyers, 3:38.0; 2. Atoms TC, 3:38.6; 3. Los Angeles TC, 3:43.9; 4. Premier TC "A", 3:44.8.

HEAT TWO—1. Prairie View A&M (Melrose, 55.5; Kelley, 53.1; Dudley, 56.3; Jackson, 52.2), 3:37.3; 2. New York City PAL, 3:38.2; 3. DC International, 3:41.0; 4. Premier TC "B", 4:01.5.

MILE RELAY

1. Prairie View A&M (Melrose, 55.4; Kelley, 52.7; Dudley, 55.9; Jackson, 50.9), 3:34.9; 2. Atoms TC, 3:35.4; 3. Colorado Flyers, 3:36.5; 4. New York PAL, 3:38.6; 5. DC International, 3:43.3; 6. Premier TC "A", 3:44.2; 7. Los Angeles TC, 3:44.1; 8. Premier TC "B", 4:04.8.

TWO-MILE RELAY

1. San Jose Cindergals (Regan, 2:06.9; Figgilomini, 2:13.8; Witherspoon, 2:14.8; C. Williams, 2:06.3), 8:41.8; 2. Liberty AC, 8:42.2; 3. Los Angeles TC "A", 8:45.8 (Weston, 2:06.8); 4. Colorado Gold, 8:56.2; 5. Los Angeles TC "B", 9:03.0 (Bush, 2:09.5).



men

100

3 in Each Heat Qualify for Semifinals

HEAT ONE—1. R. Robinson (Central Florida YMCA), 10.36 (wind 1.4 m.p.s.); 2. Kee (Southern Illinois), 10.46; 3. Edwards (Tobias Striders), 10.56.

HEAT TWO—1. Abrahams (Tobias Striders), 10.28; 2. Payton (Bay Area Striders), 10.49; 3. Glance (Auburn TC), 10.57. Others included: 4. Marshall (Dysart HS, Peoria, Ariz.), 10.58; 6. Jackson (Long Beach St.), 10.96.

HEAT THREE—1. Fraser (Canada), 10.38 (wind 1.5 m.p.s.); 2. Roberson (Florida St.), 10.39; 3. Moore (Philadelphia Pioneers), 10.45. Others included: 5. Farmer (California), 10.48; 5. Slimmons (Tobias Striders), 10.55; 6. Fray (Maccabi TC), 10.63; 7. Evans (South Phoenix Speed Merchants), 10.68.

HEAT FOUR—1. Riddick (Philadelphia Pioneers), 10.37 (wind 3 m.p.s.); 2. Hart (Bay Area Striders), 10.52; 3. Garrison (U.S. Sports Academy), 10.54.

HEAT FIVE—1. Gilkes (Tobias Striders), 10.56 (wind 6 m.p.s.); 2. Banks (Oregon TC), 10.64; 3. Willey (DC Striders), 10.65. Others included: Carr (Maccabi TC), did not run.

HEAT SIX—1. McTear (All TC), 10.54 (wind 2 m.p.s.); 2. K. Williams (Tobias Striders), 10.59; 3. Scott (Baton Rouge TC), 10.63. Others included: Collins (Philadelphia Pioneers), did not run.

HEAT SEVEN—1. S. Williams (Florida AA), 10.3; 2. Forbes (Florida St.), no time; 3. Easley (Auburn TC), 10.4. Others included: 4. Bredl (Cal St. Northridge), 10.5; Jones (All TC), did not run.

HEAT EIGHT—1. Coleman (Oregon TC), 10.46 (wind 1.0 m.p.s.); 2. Quarrie (Tobias Striders), 10.52; 3. Meriwether (DC Striders), 10.57. Others included: 4. Lewis (San Jose Stars), 10.59; 6. James (Cal St. Northridge), 10.92.

Semifinals

3 in Each Heat Qualify for Final

HEAT ONE—1. Abrahams, 10.16 (wind 1.3 m.p.s.); 2. S. Williams 10.21; 3. Edwards, 10.26. Others included: 4. Hart, 10.29; 5. McTear, 10.33.

HEAT TWO—1. Coleman, 10.28 (wind 1.8 m.p.s.); 2. Gilkes, 10.30; 3. R. Robinson, 10.30. Others included: 4. Glance, 10.36; 8. Payton, 10.48.

HEAT THREE—1. Quarrie, 10.32 (wind 1 m.p.s.); 2. Riddick 10.33; 3. Fraser, 10.49. Others included: 4. Kee, 10.52; 5. K. Williams, 10.52.

Finals

100

1. Edwards (Tobias Striders), 10.14 (wind 3.5 m.p.s.); 2. Quarrie (Tobias Striders), 10.15; 3. Abrahams (Tobias Striders), 10.17; 4. Riddick (Philadelphia Pioneers), 10.18; 5. Fraser (Canada), 10.19; 6. Fraser (Canada), 10.19; 7. Fraser (Canada), 10.19; 8. Fraser (Canada), 10.19; 9. Fraser (Canada), 10.19; 10. Fraser (Canada), 10.19; 11. Fraser (Canada), 10.19; 12. Fraser (Canada), 10.19; 13. Fraser (Canada), 10.19; 14. Fraser (Canada), 10.19; 15. Fraser (Canada), 10.19; 16. Fraser (Canada), 10.19; 17. Fraser (Canada), 10.19; 18. Fraser (Canada), 10.19; 19. Fraser (Canada), 10.19; 20. Fraser (Canada), 10.19; 21. Fraser (Canada), 10.19; 22. Fraser (Canada), 10.19; 23. Fraser (Canada), 10.19; 24. Fraser (Canada), 10.19; 25. Fraser (Canada), 10.19; 26. Fraser (Canada), 10.19; 27. Fraser (Canada), 10.19; 28. Fraser (Canada), 10.19; 29. Fraser (Canada), 10.19; 30. Fraser (Canada), 10.19; 31. Fraser (Canada), 10.19; 32. Fraser (Canada), 10.19; 33. Fraser (Canada), 10.19; 34. Fraser (Canada), 10.19; 35. Fraser (Canada), 10.19; 36. Fraser (Canada), 10.19; 37. Fraser (Canada), 10.19; 38. Fraser (Canada), 10.19; 39. Fraser (Canada), 10.19; 40. Fraser (Canada), 10.19; 41. Fraser (Canada), 10.19; 42. Fraser (Canada), 10.19; 43. Fraser (Canada), 10.19; 44. Fraser (Canada), 10.19; 45. Fraser (Canada), 10.19; 46. Fraser (Canada), 10.19; 47. Fraser (Canada), 10.19; 48. Fraser (Canada), 10.19; 49. Fraser (Canada), 10.19; 50. Fraser (Canada), 10.19; 51. Fraser (Canada), 10.19; 52. Fraser (Canada), 10.19; 53. Fraser (Canada), 10.19; 54. Fraser (Canada), 10.19; 55. Fraser (Canada), 10.19; 56. Fraser (Canada), 10.19; 57. Fraser (Canada), 10.19; 58. Fraser (Canada), 10.19; 59. Fraser (Canada), 10.19; 60. Fraser (Canada), 10.19; 61. Fraser (Canada), 10.19; 62. Fraser (Canada), 10.19; 63. Fraser (Canada), 10.19; 64. Fraser (Canada), 10.19; 65. Fraser (Canada), 10.19; 66. Fraser (Canada), 10.19; 67. Fraser (Canada), 10.19; 68. Fraser (Canada), 10.19; 69. Fraser (Canada), 10.19; 70. Fraser (Canada), 10.19; 71. Fraser (Canada), 10.19; 72. Fraser (Canada), 10.19; 73. Fraser (Canada), 10.19; 74. Fraser (Canada), 10.19; 75. Fraser (Canada), 10.19; 76. Fraser (Canada), 10.19; 77. Fraser (Canada), 10.19; 78. Fraser (Canada), 10.19; 79. Fraser (Canada), 10.19; 80. Fraser (Canada), 10.19; 81. Fraser (Canada), 10.19; 82. Fraser (Canada), 10.19; 83. Fraser (Canada), 10.19; 84. Fraser (Canada), 10.19; 85. Fraser (Canada), 10.19; 86. Fraser (Canada), 10.19; 87. Fraser (Canada), 10.19; 88. Fraser (Canada), 10.19; 89. Fraser (Canada), 10.19; 90. Fraser (Canada), 10.19; 91. Fraser (Canada), 10.19; 92. Fraser (Canada), 10.19; 93. Fraser (Canada), 10.19; 94. Fraser (Canada), 10.19; 95. Fraser (Canada), 10.19; 96. Fraser (Canada), 10.19; 97. Fraser (Canada), 10.19; 98. Fraser (Canada), 10.19; 99. Fraser (Canada), 10.19; 100. Fraser (Canada), 10.19.




photo by Diane Johnson

MAXIE PARKS

HEAT TWO—1. Rodgers (Tobias Striders), 45.21; 2. Vinson (Chicago TC), 45.44; 3. R. Taylor (Philadelphia Pioneers), 45.54; 4. Parks (Athletes in Action), 45.63. Others included: 5. Smith (Auburn TC), 46.07; 7. R. Williams (Pierce College), 46.41.

400

1. Parks (Athletes in Action), 45.15; 2. Peoples (DC International), 45.22; 3. Rodgers (Tobias Striders), 45.41; 4. R. Taylor (Philadelphia Pioneers), 45.43; 5. Vinson (Chicago TC), 45.65; 6. Thompson (UCLA), 45.91; 7. Walker (Laney College), 46.72; 8. Gatson (Tom Jones TC), 47.41.

3,000 STEEPLECHASE

4 in Each Heat Qualify for Final

HEAT ONE—1. Roche (New Jersey AA), 8:37.6; 2. Innes (Knoxville TC), 8:38.2; 3. Jackson (Wisconsin), 8:38.3; 4. Marsh (Athletics West), 8:39.8. Others included: 5. Ahimewer (Irvine TC), 8:42.1; 6. James (UCLA), 8:56.8.

HEAT TWO—1. Bickford (Northwestern TC), 8:44.6; 2. Gustafson (Club Northwest), 8:49.0; 3. Jensen (Oregon TC), 8:50.5; 4. Malley (Athletics West), 8:52.2. Others included: 6. Daniels (Irvine TC), 9:00.7; 8. James (Knoxville TC) did not finish.

HEAT THREE—1. Johnson (Club Northwest), 8:41.8; 2. Clary (Oregon TC), 8:42.5; 3. McCullough (Santa Monica TC), 8:42.9; 4. D. Brown (Athletics West), 8:42.9.

3,000 STEEPLECHASE

1. Marsh (Athletics West), 8:27.3; 2. D. Brown (Athletics West), 8:30.1; 3. Malley (Athletics West), 8:30.5; 4. Johnson (Club Northwest), 8:34.5; 5. McCullough (Santa Monica TC), 8:38.4; 6. Bickford (Northwestern TC), 8:39.4; 7. Clary (Oregon TC), 8:41.4; 8. Roche (New Jersey AA), 8:45.2; 9. Jackson (Wisconsin), 8:47.6; 10. Jensen (Oregon TC), 8:49.8; 11. Gustafson (Club Northwest), 9:01.2; 12. Innes (Knoxville TC), 9:11.6.

5,000

1. Liquora (Florida AA), 13:40.2; 2. Fredericks (Reading AA), 13:41.0; 3. Centrowitz (New York AC), 13:41.0; 4. King (North Carolina), 13:42.9; 5. Melancon (New York AC), 13:43.1; 6. Novelli (Rice), 13:43.8; 7. Salazar (Oregon TC), 13:49.3; 8. Castenada (Colorado TC), 13:51.3. Others included: 11. Schankel (Maccabi TC), 13:59.4; 13. Hunsaker (San Diego St.), 14:04.0; 14. Hunt (Quest TC), 14:18.0; 15. Babiracki (San Fernando Valley TC), 14:48.0.

10,000

1. Virgin (Athletics West), 28:15.0; 2. Bjorklund (Chicago TC), 28:35.0; 3. Wells (Athletics West), 28:45.6; 4. Thomas (Greater Boston TC), 28:46.5; 5. Liquori (Florida AA), 29:08.9; 6. Misner (Florida AA), 29:09.1; 7. Hollerin (Oregon TC), 29:22.5; 8. Selben (New Jersey AA), 29:26.7.

110 HURDLES

3 in Each Heat Qualify for Semifinals

HEAT ONE—1. Bethel (Philadelphia Pioneers), 13.74 (wind 1.8 m.p.s.); 2. G. Foster (All TC), 14.05; 3. Hart (Maccabi TC), 14.21. Others included: Kirtman (San Jose Stars), did not run.

HEAT TWO—1. Nehemiah (New Jersey Flyers), 13.73 (wind 1.7 m.p.s.); 2. J. Walker (Auburn TC), 13.80; 3. Robertson (LaMans TC), 13.85.

HEAT THREE—1. Owens (All TC), 13.77 (wind 1 m.p.s.); 2. Sial Sial (Maccabi TC), 13.96; 3. Florant (Inner City AC), 13.97. Others included: Carley (Fresno St.), did not run.

HEAT FOUR—1. C. Foster (Philadelphia Pioneers), 13.87 (wind 1 m.p.s.); 2. Davenport (Baton Rouge TC), 13.95; 3. Taylor (Arkansas St.), 13.97. Others included: 5. Johnson (California), 14.05.

800

3 in Each Heat Qualify for Final

Preliminaries

400 HURDLES

4 in Each Heat Qualify for Final

HEAT ONE—1. J. Walker (Athletes in Action), 49.42; 2. Turner (Athletes in Action), 49.78; 3. Shine (New York Striders), 49.96; 4. Graybehl (Tobias Striders), 49.96. Others included: 5. King (San Diego Southeast Ghetto Striders), 49.98; 6. Guerrero (Maccabi TC), 50.93.

HEAT TWO—1. Andrews (Tobias Striders), 50.33; 2. W. Williams (Athletes in Action), 50.66; 3. Byram (Oklahoma), 50.88; 4. B. Casleman (unat), 50.96.

400 HURDLES

1. Walker (Auburn), 49.03; 2. T. Andrews (Tobias Striders), 49.63; 3. Turner (Athletes in Action), 49.82; 4. Graybehl (Tobias Striders), 50.03; 5. Byram (Oklahoma), 50.28; 6. W. Williams (Athletes in Action), 50.66; 7. R. Casleman (unat), 50.69; 8. Shine (New York Pioneers), 52.1 (hand timed).

5,000 METER WALK

1. Berend (U.S. Army), 22:31.6; 2. Schuler (Potomac Valley TC), 22:32.8; 3. Glusker (West Valley TC), 22:33.9; 4. Eronivk (Colorado TC), 22:56.7; 5. Falcola (Shore AC), 23:35.0; 6. Klein (Maccabi TC), no time; 7. Daniel (New York AC), 24:00.6; 8. Harlan (U.S. Merchant Academy), 24:05.6.

20-METER WALK

1. Scully (Shore AC), 1 hour 34 minutes 46 seconds (meet record, new event); 2. Walker (Tobias Striders), 1:35:26; 3. O'Connor (New York AC), 1:35:19; 4. Dooley (West Valley TC), 1:37:07; 5. Eronivk (Colorado TC), 1:37:38; 6. Romansky (Shore AC), 1:39:24; 7. Scheuler (Pomona Valley TC), 1:39:33; 8. Reilly (Bauchet St. Walkers), 1:39:51. Others included: 11. Daniel (New York AC), 1:42:02; 12. Kitchen (Pomona Valley TC), 1:42:33; 15. Knifton (New York AC), 1:44:16.

HIGH JUMP

15 Qualify for Final

Fields (Philadelphia Pioneers), R. Smith (Pasadena CC), Ogawa (Japan), Stones (Desert Oasis), Jacobs (Fairleigh Dickinson AA), Barrineau (U.S. Army), Joseph (Tobias Striders), Melly (Philadelphia Pioneers), Olson (Sycamore HS, Ill.), Woodard (Alabama), Koflnck (Pacific Coast Club), Woods (Pacific Coast Club), 7-0½; Frazier (Arizona), Arney (Philadelphia Pioneers), Shuler (North Carolina), 6-10½.

HIGH JUMP

1. Stones (Desert Oasis TC), 7-6½ (meet record, old mark, 7-6¼, Stones, 1977); 2. tie between Fields (Philadelphia Pioneers) and Jacobs (Fairleigh Dickinson AA), 7-4¼; 4. Smith (Pasadena CC), 7-2½; 5. Joseph (Tobias Striders), 7-0½; 6. tie between Barrineau (U.S. Army) and Woods (Pacific Coast Club), 7-0½; 8. Olson (Sycamore HS, Ill.), 7-0½; 9. Koflnck (Pacific Coast Club), 7-0½.

(Philadelphia Pioneers), 53-7; 6. Witherspoon (Charlottesville TC), 53-6; 7. Tiff (Tobias Striders), 53-3¼; 8. Ehi-zuelen (Maccabi TC), 53-2½; 9. Caldwell (Irvine TC), 52-7¾; 10. Cooper (Reading AA), 53-2¼; 11. Cannon (Indiana TC), 51-10; 12. Johnson (U.S. Army), 50-2; Banks (UCLA), did not compete.

POLE VAULT

9 Qualify for Final

Porter (Hurricane TC), Hayne (Quest TC), Oravetz (Washington), Mooers (Hurricane TC), Taylor (Club Northwest), Ripley (Pacific Coast Club), Olsen (Abeline Christian), Tully (Pacific Coast Club), Roberts (Indiana TC), 17-0¾. Non-qualifiers included: Worden (Washington St.), Hintnaus (Oregon TC), Goodman (Washington St.), Lawry (Long Beach St.), Warner (El Camino College), 16-7; Brown (UCLA), no height (16-7, twice; 17-0¾ once); Wilson (Long Beach St.), Bell (Pacific Coast Club), Vahlstrom (unat), Halverson (Mt. San Antonio College), no height (16-7).

POLE VAULT

1. Ripley (unat), 18-3 (meet record, old mark, 18-2, Tully, Pacific Coast Club, 1977); 2. Tully (unat), 18-0; 3. Taylor (Club Northwest), 17-6; 4. Hayne (Quest TC), 17-6; 5. Oravetz (Washington), 17-0; Olson (Abeline Christian), Porter (Hurricane TC), Mooers (Hurricane TC), Roberts (Florida AA), no height (16-6).

SHOTPUT

13 Qualify for Final

A. Feuerbach (Athletics West), 65-8½; Price (Tampa Bay TC), 65-6; Anderson (Chicago TC), 64-3¾; Walker (Hurricane TC), 64-2¼; B. Feuerbach (San Jose St.), 63-10; J. Sivat (unat), 63-9; Laut (Maccabi TC) and Shmook (Tobias Striders), 63-6½; Vincent (Club Northwest), 63-2½; Pyka (Maryland), 62-6¾; Nilsson (BYU), 61-8; Stover (Oregon TC) and Gross (Adams St.), 61-6¼. Non-qualifiers included: Ahlstrom (Maccabi TC), 60-5¼; Summers (Washington), 60-4¼.

SHOT PUT

1. A. Feuerbach (Athletics West), 67-1½; 2. Anderson (Chicago TC), 66-6¾; 3. Price (Tampa Bay TC), 65-5¾; 4. Laut (unat), 64-6; 5. Walker (Hurricane TC), 64-5¼; 6. Shmook (Tobias Striders), 64-4¼; 7. B. Feuerbach (San Jose Stars), 64-0¼; 8. J. Sivat (unat), 61-9½; 9. Nilsson (BYU), 61-2¾; 10. Pyka (Maryland), 60-11; 11. Stover (Oregon TC), 58-10¼; 12. Gross (Adams St.), no mark.

DISCUS

13 Qualify for Final

Wilkins (Athletics West), 209-3; Gordien (unat), 202-3; Chambul (Canada), 198-9; Gardner (Maccabi TC), 198-7; McGoldrick (Maccabi TC), 197-9; Plucknett (West Valley TC), 197-3; Stadel (Tobias Striders), 194-9; Vorhees (Oregon TC), 193-7; Burton (Oregon TC), 187-7; Baughman (Maccabi TC), 186-0; Swart (Shore AC), 185-9; Oerter (New York AC), Gross (Adams St.), 183-10. Non-qualifiers



photo by Diane Johnson

MAXIE PARKS

Semifinals

3 In Each Qualify for Final

HEAT ONE—1. Abrahams, 10.16 (wind 1.3 m.p.s.); 2. S. Williams 10.21; 3. Edwards, 10.26. Others included: 4. Hart, 10.29; 5. McTear, 10.33.

HEAT TWO—1. Coleman, 10.28 (wind 1.8 m.p.s.); 2. Gilkes, 10.30; 3. R. Robinson, 10.30. Others included: 4. Glance, 10.36; 8. Payton, 10.48.

HEAT THREE—1. Quarrle, 10.32 (wind 1.1 m.p.s.); 2. Riddick 10.33; 3. Fraser, 10.49. Others included: 4. Kee, 10.52; 5. K. Williams, 10.52.

Finals

100

1. Edwards (Tobias Striders), 10.14 (wind 3.5 m.p.s.); 2. Quarrle (Tobias Striders), 10.15; 3. Abrahams (Tobias Striders), 10.17; 4. Riddick (Philadelphia Pioneers), 10.19; 5. S. Williams (Florida AA), 10.24; 6. Gilkes (Tobias Striders), 10.26; 7. Coleman (Oregon TC), 10.32; 8. Fraser (Canada), 10.40; R. Robinson (Central Florida YMCA), did not finish.

200

3 In Each Heat Qualify for Semifinals

HEAT ONE—1. Crain (LaMans TC), 21.0 (hand-timed); 2. Edwards (Tobias Striders), 21.2; 3. Kimbles (Texas Southern), 21.4. Others included: 4. Lewis (San Jose Stars), 21.5; James (Cal St. Northridge) did not run.

HEAT TWO—1. J. Sanford (Tobias Striders), 20.3 (wind 4.6 m.p.s.); 2. Alston (East Carolina), 20.7; 3. Gilbreath (Athletes in Action), 20.8. Others included: 4. Krulce (Maccabi TC), 21.0.

HEAT THREE—1. Gilkes (Tobias Striders), 20.2; 2. Riddick (Philadelphia Pioneers), 20.9; 3. Hampton (Athletes in Action), 20.9. Others included 4. Sial Sial (Maccabi TC), 21.1.

HEAT FOUR—1. Nance (Philadelphia Pioneers), 20.8; 2. Marshall (Phoenix Boys' Gym), 21.1; 3. Farmer (California), 21.4. Others included: 6. Strozer (Athletes in Action), 22.5; Glance (Auburn TC) and Abrahams (Tobias Striders), did not run.

HEAT FIVE—1. F. Taylor (Texas Southern), 20.5 (wind 7 m.p.s.); 2. McDonald (Quest TC), 21.2; 3. Brown (Athletes in Action), 21.6. Others included: Rodgers (Tobias Striders), did not run.

HEAT SIX—1. Merlwether (DC International), 20.8 (wind 8 m.p.s.); 2. Collins (Philadelphia Pioneers), 20.8; 3. J. Andrews (Tobias Striders), 20.9. Others included: 5. Hart (Bay Area Striders), 21.5; 6. B. Williams (Maccabi TC), 21.6.

HEAT SEVEN—1. Darden (Philadelphia Pioneers), 20.7; 2. Brown (New Jersey AA), 20.9; 3. Mullins (Tobias Striders), 21.1. Others included: 4. Brodi (Cal St. Northridge), 21.3; 6. Gosby (Maccabi TC), 21.6.

HEAT EIGHT—1. Grace (unat), 20.6 (wind 1.0 m.p.s.); 2. Crunkleton (New Image TC), 20.8; 3. Wiley (DC International), 20.8. Others included: 4. Evans (South Phoenix Speed Merchants), 21.0; 5. Harris (Bay Area Striders), 21.0; 6. Simmons (Tobias Striders), 21.1.

200

3 In Each Heat Qualify For Final

HEAT ONE—1. Gilkes (Tobias Striders), 20.68; 2. J. Andrews (Tobias Striders), 21.08; 3. Riddick (Philadelphia Pioneers), 21.09. Others included: 4. Hampton (All TC), 21.13.

HEAT TWO—1. Darden (Philadelphia Pioneers), 20.70; 2. (He) J. Sanford (Tobias Striders) and Gilbreath (Athletes in Action), 20.88. Others included: 6. Marshall (Phoenix Boys' Gym), 21.17.

HEAT THREE—1. Edwards (Tobias Striders), 20.60 (wind 1.5 m.p.s.); 2. F. Taylor (Texas Southern), 20.68; 3. Mullins (Tobias Striders), 20.71. Others included: 8. Farmer (California), 21.62.

Final

1. Edwards, 20.25 (wind 1.3 m.p.s.); 2. Gilkes, 20.46; 3. Darden, 20.48; 4. F. Taylor, 20.63; 5. J. Sanford, 20.63; 6. Gilbreath, 20.78; 7. J. Andrews, 20.92; Riddick, Mullins, did not run.

400

3 In Each Heat Qualify for Semifinals

HEAT ONE—1. Smith (Auburn TC), 45.91; 2. E. Walker (Laney College), 46.29; 3. Frazier (Philadelphia Pioneers), 46.75. Others included: 4. Beasley (Tobias Striders), 47.39; 6. Dale (Reading AA), 47.69; 7. Miller (Maccabi TC), 48.3.

HEAT TWO—1. Gatson (Tom Jones TC), 46.82; 2. R. Williams (Pierce College), 46.86; 3. Brown (Philadelphia Pioneers), 47.12. Others included: Saunders (All TC), did not run.

HEAT THREE—1. Taylor (Philadelphia Pioneers), 46.09; 2. Rodgers (Tobias Striders), 46.23; 3. Parks (Athletes in Action), 46.54.

HEAT FOUR—1. Peoples (DC Striders), 45.65; 2. Vinson (Chicago TC), 45.85; 3. Udo (Missouri), 45.92. Others included: 5. Darden (Philadelphia Pioneers), 46.56.

HEAT FIVE—1. Goldston (UCLA), 46.53; 2. Thompson (UCLA), 46.85; 3. Taylor (Texas Southern), 46.94. Others included: 5. Peele (Cal St. Los Angeles), 47.47; Jennings (unat), did not run.

400

4 In Each Heat Qualify for Final

HEAT ONE—1. Thompson (UCLA), 45.86; 2. Walker (Laney College), 46.03; 3. Peoples (DC International), 46.31; 4. Gatson (Tom Jones TC), 46.56. Others included: 5. Frazier (Philadelphia Pioneers), 46.60; 7. Goldston (Athletes in Action), 46.86.

800

3 In Each Heat Qualify for Final

HEAT ONE—1. Beaton (Maccabi TC), 1:48.5; 2. Wilson (Oklahoma), 1:48.6; 3. Enyeart (Pacific Coast Club), 1:48.7.

HEAT TWO—1. Robinson (Inner City AC), 1:48.8; 2. Bolt (Tobias Striders), 1:48.9; 3. Belger (Reading AA), 1:49.0. Others included: 4. McLean (Philadelphia Pioneers), 1:49.1; 7. Huffman (Maccabi TC), 1:50.3; Johnson (Tobias Striders), did not run.

HEAT THREE—1. Suhr (Maccabi TC), 1:48.2; 2. Newman (Jamaica), 1:48.5; 3. Clark (unat), 1:48.6. Others included: 7. Tufariello (Reading AA), 1:54.1.

800

1. Robinson (Inner City AC), 1:45.5; 2. Bolt (Tobias Striders), 1:46.0; 3. Belger (Reading Athletic Affic), 1:46.2; 4. Beaton (unat), 1:46.8; 5. Suhr (Maccabi TC), 1:46.8; 6. Wilson (Oklahoma), 1:47.1; 7. Clark (unat), 1:47.1; 8. Newman (Jamaica), 1:47.5; 9. Enyeart (unat), 1:47.5.

1,500

6 In Each Heat Qualify for Final

HEAT ONE—1. Scott (Irvine TC), 3:44.0; 2. Marce (Philadelphia Pioneers), 3:44.2; 3. Musgrave (Colorado TC), 3:44.3; 4. Dulis (Western Michigan), 3:44.4; 5. Jirele (Santa Monica TC), 3:44.5; 6. Manke (Athletics West), 3:44.5. Others included: Cendejas (Long Beach St.), Chapa (Oregon TC), no place or time.

HEAT TWO—1. Jones (Santa Monica TC), 3:40.2; 2. Lacy (Wisconsin), 3:40.2; 3. Clifford (Bay Area Striders), 3:40.4; 4. Palge (Reading AA), 3:40.4; 5. Fischer (Chicago TC), 3:40.5; 6. Aldridge (Maccabi TC), 3:40.8. Others included: 7. J. Craig (Canada), 3:40.9.

1,500

1. Scott (Irvine TC), 3:38.8; 2. Maree (Philadelphia Pioneers), 3:39.0; 3. Lacy (Wisconsin), 3:39.0; 4. Dulis (Western Michigan), 3:39.4; 5. Fischer (Chicago TC), 3:40.2; 6. Jones (Santa Monica TC), 3:40.8; 7. Musgrave (Colorado TC), 3:41.3; 8. Manke (Athletics West), 3:45.1; 9. Clifford (Bay Area Striders), 3:45.2; 10. Aldridge (Maccabi TC), 3:47.1; 11. Jirele (Santa Monica TC), no time.

110 HURDLES

3 In Each Heat Qualify for Semifinals

HEAT ONE—1. Bethel (Philadelphia Pioneers), 13.74 (wind 1.8 m.p.s.); 2. G. Foster (All TC), 14.05; 3. Hart (Maccabi TC), 14.21. Others included: Kiriman (San Jose Stars), did not run.

HEAT TWO—1. Nehemiah (New Jersey Flyers), 13.73 (wind 1.7 m.p.s.); 2. J. Walker (Auburn TC), 13.80; 3. Robertson (LaMans TC), 13.85.

HEAT THREE—1. Owens (All TC), 13.77 (wind 1 m.p.s.); 2. Sial Sial (Maccabi TC), 13.96; 3. Florant (Inner City AC), 13.97. Others included: Carley (Fresno St.), did not run.

HEAT FOUR—1. C. Foster (Philadelphia Pioneers), 13.87 (wind 1 m.p.s.); 2. Davenport (Baton Rouge TC), 13.95; 3. Taylor (Arkansas St.), 13.97. Others included: 5. Johnson (Tobias Striders), 14.39.

Semifinals

4 In Each Heat Qualify for Final

HEAT ONE—1. Nehemiah, 13.35 (meet record, old mark, 13.38, J. Wilson, Beverly Hills Striders, 1975; wind, 1.4 m.p.s.); 2. G. Foster, 13.44; 3. Davenport, 13.72; 4. C. Foster, 13.73. Others included: 6. Sial Sial, 14.00.

HEAT TWO—1. Owens, 13.59 (wind 9 m.p.s.); 2. Bethel, 13.60; 3. Robertson, 13.61; 4. Walker, 13.77. Others included: 6. Obasogie, 13.98; 7. Florant, 14.01; 8. Hart, 14.06.

110 HURDLES

1. Nehemiah (New Jersey Flyers), 13.28 (meet record, old mark, 13.35, Nehemiah, in heats; wind 2 m.p.s.); 2. G. Foster (All TC), 13.43; 3. Bethel (Philadelphia Pioneers), 13.60; 4. Owens (All TC), 13.71; 5. C. Foster (Philadelphia Pioneers), 13.78; 6. R. Davenport (Baton Rouge TC), 13.84; 7. J. Walker (Athletes in Action), 13.89; 8. Robertson (LaMans TC), 13.93.

Preliminaries

400 HURDLES

3 In Each Heat Qualify for Semifinals

HEAT ONE—1. W. Williams (Athletes in Action), 50.74; 2. Lee (U.S. Navy), 51.33; 3. T. Andrews (Tobias Striders), 51.43. Others included: McNeal (UCLA) and Moses (unat.), did not run.

HEAT TWO—1. J. Walker (Athletes in Action), 50.51; 2. R. Cassleman (Pacific Coast Club), 51.17; 3. Austin (Penn St.), 52.57. Others included: Mince (Fresno St.), Fields (Oregon St.), did not run.

HEAT THREE—1. J. King (Southern Southeast Striders), 51.00; 2. Graybehl (Tobias Striders), 51.19; 3. Robertson (LaMans TC), 51.65.

HEAT FOUR—1. Turner (Athletes in Action), 51.21; 2. Guerrero (Maccabi TC), 51.28; 3. Shine (New York Pioneers), 51.58. Others included: 5. Mills (unat.), 51.89.

HEAT FIVE—1. Byram (Oklahoma), 50.8 (hand-timed); 2. C. Williams (California TC), 50.9; 3. Doerr (Florida TC), 52.4. Others included: 4. Phillips (San Jose CC), 53.2; B. Williams (Cal Poly SLO), did not finish, hit second hurdle and fell over third hurdle

6. Boerback (Athletics West), 57-11/2; 2. Anderson (Chicago TC), 66-6/4; 3. Price (Tampa Bay TC), 65-5/4; 4. Laut (unat), 64-6; 5. Walker (Hurricane TC), 64-5/4; 6. Shmook (Tobias Striders), 64-4/4; 7. B. Feuerbach (San Jose Stars), 64-0/4; 8. J. Stuart (unat), 61-9/2; 9. Nilsson (BYU), 61-2/4; 10. Pyke (Maryland), 60-11; 11. Stover (Oregon TC), 58-10/4; 12. Gisser (Adams St.), no mark.

DISCUS

13 Qualify for Final

Wilkins (Athletics West), 209-3; Gordien (unat), 202-3; Chambul (Canada), 198-9; Gardner (Maccabi TC), 198-7; McGoldrick (Maccabi TC), 197-9; Plucknett (West Valley TC), 197-3; Stadel (Tobias Striders), 194-9; Voorhees (Oregon TC), 193-7; Burton (Oregon TC), 187-7; Baughman (Maccabi TC), 186-9; Swart (Shore AC), 185-9; Oerter (New York AC), Gross (Adams St.), 183-10. Non-qualifiers included: D. Fuller (Long Beach St.), 172-0.

DISCUS

1. Wilkins (Athletics West), 219-9; 2. Stadel (Tobias Striders), 209-6; 3. Voorhees (Oregon TC), 202-8; 4. Swarts (Shore AC), 200-6; 5. McGoldrick (Maccabi TC), 199-10; 6. Plucknett (West Valley TC), 199-0; 7. Chambul (Canada), 197-9; 8. Gordien (unat), 195-5; 9. Oerter (New York AC), 194-6; 10. Gardner (Maccabi TC), 190-10; 11. Gross (Adams St.), 188-5; 12. Burton (Oregon TC), 183-5; 13. Baughman (Maccabi TC), 182-5.

JAVELIN

12 Qualify for Final

Roggy (Shore AC), 259-4; Schmidt (Knoxville TC), 258-9; Sorchik (Bruce TC), 255-8; Ewalko (Club Northwest), 253-9; Kennedy (San Jose Stars), 250-2; Strickland (Club Northwest), 248-2; McIntosh (Florida TC), 246-9; K. Andrews (Bruce TC); 246-5; Petranoff (Maccabi TC), 245-5; Giltner (Houston), 240-8; Kirby (New York AC), 238-2; Ralph (Bruce TC), 235-11.

JAVELIN

1. Schmidt (Knoxville TC), 276-9; 2. Roggy (Shore AC), 272-1; 3. Ewalko (Club Northwest), 266-8; 4. Ralph (Bruce TC), 262-1; 5. Kennedy (San Jose Stars), 255-2; 6. Sorchik (Bruce TC), 252-10; 7. Kirby (New York AC), 249-1; 8. McIntosh (Florida TC), 239-3; 9. Andrews (Bruce TC), 236-10; 10. Petranoff (Maccabi TC), 230-6; 11. Strickland (Club Northwest), 225-5; 12. Giltner (Houston), 218-4.

HAMMER THROW

1. D'Jerassi (New York AC), 224-3; 2. Berry (Maccabi TC), 215-4; 3. Galle (Maccabi TC), 214-11; 4. Eklund (unat), 208-6; 5. Perkins (Oregon TC), 207-8; 6. Sjolholm (Maccabi TC), 204-10; 7. McKenzie (unat), 204-6; 8. McArole (Oregon TC), 203-2. Others included: 10. Sawyer (Maccabi TC), 193-2; 12. Arcaro (Maccabi TC), 192-3.

HIGH JUMP

1. Stones (Desert Oasis TC), 7-6 1/2 (meet record, old mark, 7-6 1/4, Stones, 1977); 2. He between Fields (Philadelphia Pioneers) and Jacobs (Fairleigh Dickinson AA), 7-4 1/4; 4. Smith (Pasadena CC), 7-2 1/4; 5. Joseph (Tobias Striders), 7-0 1/2; 6. He between Barrineau (U.S. Army) and Woods (Pacific Coast Club), 7-0 1/2; 8. Olson (Sycamore HS, Ill.), 7-0 1/2; 9. Koflinek (Pacific Coast Club), 7-0 1/2.

LONG JUMP

12 Qualify for Final

Haynes (NY Pioneers), 26-2 3/4; Robinson (San Diego Southeast Ghetto Striders), 26-2; Hays (Tobias Striders), 25-11 1/4; Lofton (Maccabi TC), 25-11 1/4; Calhoun (New Jersey Flyers) and Mitchell (Pasadena CC), 25-9 1/4; Carler (U.S. Army), 25-7 1/2; Ehizuelen (Maccabi TC), 25-5 1/2; Armour (San Diego St.), 25-4 1/2; King (Phoenix Boys Gym), 25-10 1/4; Taylor (Long Beach St.), 24-5 1/4; Whitley (Maccabi TC), 24-4 1/2. Others included: Webster (Mt. San Antonio), 23-8 1/4; Cobb (Indiana TC), 23-6.

LONG JUMP

1. Robinson (San Diego Southeast Ghetto Striders), 27-4w (wind 2.2 m.p.s.; 26-11 1/2 legal); 2. Lofton (Maccabi TC), 27-0 (wind 2.0 m.p.s.); 3. Ehizuelen (Maccabi TC), 26-0 1/2; 4. Calhoun (New Jersey Flyers), 25-8; 5. Whitley (Maccabi TC), 25-7 1/4w (25-6 1/4 legal); 6. Jackson (Quest TC), 25-6 1/2; 7. Carter (U.S. Army), 25-4 1/2; 8. Mitchell (Pasadena CC), 25-4 1/4; 9. Haynes (New York Pioneers), 25-3 1/4; 10. Armour (San Diego St.), 24-10 1/4; 11. King (Phoenix Boys' Gym), 24-9 1/4; 12. Hays (Tobias Striders), 24-8 1/4; Taylor (Long Beach St.), no mark.

TRIPLE JUMP

12 Qualify for Final

Jordan (unat), 54-8 3/4; Butts (Athletes in Action), 54-8 1/4; Durpee (Maccabi TC), 54-0 1/4; Livers (Philadelphia Pioneers), 53-10; Ehizuelen (Maccabi TC), 53-6 1/2; Banks (Tobias Striders), 53-6; Tiff (Tobias Striders), 53-2; Cannon (Indiana TC), 53-1; Johnson (U.S. Army), 52-11 1/2; Ivory (One-der-wear), 52-9 1/2; Cooper (Reading AA), 52-7 1/2; Caldwell (unat), 52-6 3/4.

TRIPLE JUMP

1. Butts (Athletes in Action), 55-5 1/2; 2. Durpee (Maccabi TC), 54-0 1/4 (53-0 second best jump); 3. Jordan (unat), 54-0 1/4 (52-9 1/2 second best); 4. Ivory (Wonder Wear), 53-10 1/4; 5. Livers

A.A.U. Crunch!

INDIANAPOLIS, June 29, 1978 --- Four members of the 1976 U.S. Olympic track and field team have been suspended from competition for accepting prize money, the Amateur Athletic Union today announced.

High jumper Dwight Stones, javelin thrower Kate Schmidt, middle distance runner Francie Larrieu and pentathlete Jane Frederick were suspended indefinitely by the Southern Pacific Association of the AAU.

The decision to suspend the four athletes came on June 23 in a unanimous vote by seven members of the SPA-AAU's nine-man registration committee.

The vote to suspend stems from the foursome's participation in a made-for-television sports event earlier in the year. The SPA-AAU had charged that the four athletes received remuneration for competing in 'Superstars,' televised by ABC and sponsored by Trans World International.

The SPA-AAU says that the athletes received a total of \$58,000, with \$33,400 going to Stones' Desert Oakis Track Club. The other \$24,600 went to the Pacific Coast Club, of which Schmidt and Larrieu are members. Before forming the Desert Oasis Club, Stones had belonged to the P.C.C. Frederick, who competes for the Los Angeles Naturite Track Club, has asked that her prize money be paid to the P.C.C.

The payment of funds directly to the athlete's club is a direct violation of amateur rules.

According to the rules of the Inter-

(IAAF), the world governing body for track, any money received by an amateur must go to the national governing body for the sport, in this case, the AAU.

AAU rules require that a third of the funds go to the sport's travel fund, a third for local sports programs and a third to a non-profit organization.

Both Larrieu and Frederick, who have yet to appear before the SPA-AAU registration committee, will be given an opportunity to rebuff the charges made against them. Both had declined to appear at previous hearings on the matter.

Both Stones and Schmidt had had hearings prior to the suspension, in which they admitted to accepting remuneration.

All four will be given a chance to appeal the ruling. Any appeal would be made to the SPA-AAU board of managers. The next step would be an appeal to the AAU's national registration committee. The ultimate appeal in cases of suspension is to the AAU board of review, a 5-member panel made up of the organization's general counsel, the chairmen of the national registration and law and legislation committees, plus one additional representative from each of these committees.

Stones, 24 is a former record holder in the high jump and a two-time Olympic bronze medalist. Schmidt, 24, also a double Olympic bronze medal winner, owns the women's world record in the javelin. Frederick, 26, is the American record holder in the pentathlon while Larrieu, 25, holds the American women's record for the mile.

RUNNING NEWS

FEBRUARY 1977 • SEVENTY-FIVE CENTS

GOOD NEWS FOR RUNNERS!

RUNNING NEWS

FEBRUARY 1977 • SEVENTY-FIVE CENTS

USTFF NATIONAL MASTERS INDOOR - LINCOLN, NEBRASKA



Larry Beatty, from Stillwater, Oklahoma, sets the 400 yard race record.

Freeing themselves of the stigma which the United States Track and Field Federation has offered masters and amateurs a chance to show their skill as they competed at the National Indoor Championships in Lincoln, Nebraska on January 13-15, 1977.

Beatty defeated a group of the best of masters 400 runners, Larry Beatty, who won the race in a record time of 2:07.6. Larry's 400 yard victory, Oklahoma, and completed in the 100 yard race, Tom Carter, in the 40-44 age group, and the 400 yard race, Larry Beatty, and the 400 yard race, Larry Beatty.

The 400 yard race, Larry Beatty, and the 400 yard race, Larry Beatty, and the 400 yard race, Larry Beatty.

The 400 yard race, Larry Beatty, and the 400 yard race, Larry Beatty, and the 400 yard race, Larry Beatty.

Continued on page 8

RUNNING NEWS is good news for Masters, High School, College and age group runners. We feature coverage of meets and races, articles on workouts, race walking, orienteering, and lots of pictures. RN offers a comprehensive meet calendar and race and meet results. In April we began a new FUN RUN section with a Fun Run Calendar. Try RUNNING NEWS, you'll like it.

SPECIAL RUNNING NEWS SUBSCRIPTION OFFER!

1 Year For Only \$5.00 bi-monthly

Name _____
Address _____
City _____ State _____ Zip _____

RUNNING NEWS Box 25113, K. C. MO 64119

The SPA-AAU says that the athletes received a total of \$58,000, with \$33,400 going to Stones' Desert Oaks Track Club. The other \$24,600 went to the Pacific Coast Club, of which Schmidt and Larrieu are members. Before forming the Desert Oasis Club, Stones had belonged to the P.C.C. Frederick, who competes for the Los Angeles Naturite Track Club, has asked that her prize money be paid to the P.C.C.

The payment of funds directly to the athlete's club is a direct violation of amateur rules.

According to the rules of the International Amateur Athletic Federation

of review, a 5-member panel made up of the organization's general counsel, the chairmen of the national registration and law and legislation committees, plus one additional representative from each of these committees.

Stones, 24 is a former record holder in the high jump and a two-time Olympic bronze medalist. Schmidt, 24, also a double Olympic bronze medal winner, owns the women's world record in the javelin. Frederick, 26, is the American record holder in the pentathlon while Larrieu, 25, holds the American women's record for the mile.

SPECIAL RUNNING NEWS SUBSCRIPTION OFFER!

1 Year For Only \$5.00 bi-monthly

Name _____

Address _____

City _____ State _____ Zip _____

RUNNING NEWS Box 25113, K. C. MO 64119

photo by Diane Johnson



KATHY SCHMIDT

photo by Bill Leung, Jr.



DWIGHT STONES

photo by Diane Johnson



FRANCIE LARRIEU

photo by Diane Johnson



JANE FREDERICK

PROFILE ON:

Dave Porath

DAVE PORATH: Atwater High School, senior. Age 17; 6 feet, 3½ inches; 235 pounds. Born August 12, 1960 in Merced, California.

Best Marks: Sophomore— 53-11 & 179-0. Junior— 62-5¼ & 189-7. Senior— 65-10 & 209-6. Coached by Greg Ambrosini.

Atwater's Dave Porath reached the last of his high school track goals by setting the national high school discus

record during the 19th. annual Golden West Invitational Track Meet, June 10, at Sacramento State University.

Porath, who a week earlier notched California state championships in both the shot put and discus leaned over to check the measurement while reigning national discus record holder Scott Crowell of Mason City, Iowa, patted him on the back. The crowd of 5,000 knew and Crowell knew after watching the




photo by Bill Leung, Jr.

**6 good reasons why athletes
world-wide depend on...**

BEE POLLEN



discus sail out over the red flag, marking the needed distance. Then Porath found out — 209 feet, 6 inches, and two feet over Crowell's former national mark.

"When I let it go, I didn't think it would go that far," said an elated but subdued Porath, who will compete for UC Berkeley next season. "I was surprised, but happy."

Concerning competition strategy he relates, "With my first throw, I try to get on the board and then go for more distance. I always try to stress form, stay relaxed and concentrate." He adds, "My plan is to peak, of course, for the three or four big meets at the end of the season."

"My long range goals are for at

6 good reasons why athletes world-wide depend on...

BEE Pollen from England



1. It pushes up training levels enabling more work to be done, more skill to be acquired.
2. Aids in quick recovery from strenuous workouts.
3. Contains every vitamin and mineral the human body is composed of including Vitamin C, E, and B-12. Has Calcium and iron plus a "synergistic" effect.
4. Contains complete protein and carbohydrates readily available for rapid absorption.
5. Bee Pollen from England is an "energizer," it provides lots of energy. This 100% natural food is the most nutritious food in the world.
6. Patented, unique "cold processed" to retain full potency.

FREE— Send for true story of how Bee Pollen from England has substantially helped the performances of athletes.

Prices:	30 - \$4.95	Special	200 - \$14.95
	90 - \$9.95	"Athletes Pack"	600 - \$35.95

Name: _____

Address: _____

City: _____ State: _____ Zip: _____

Send check or money order
+ 25 cents postage and
handling to:

Pollen Products
139-B Plymouth Ave.
Oreland, PA 19075

discus sail out over the red flag, marking the needed distance. Then Porath found out — 209 feet, 6 inches, and two feet over Crowell's former national mark.

"When I let it go, I didn't think it would go that far," said an elated but subdued Porath, who will compete for UC Berkeley next season. "I was surprised, but happy."

The confrontation between Porath and Crowell was a long-awaited one. Porath had set a national mark earlier in the season at 206-6, but 24 hours later Crowell threw 207-8 for a new record.

"Dave threw 210 feet twice during warm-up throws," said Atwater coach Greg Ambrosini. He was a little tight with his early throws. He has a tendency to get a little uptight. Dave just doesn't realize how good he really is."

Crowell was happy for Porath, who was awarded the Governor's Trophy as outstanding athlete of the meet, and shook his hand at the end of the competition. The former national record holder finished fifth at 188-0.

The next four years will see Dave competing for the "Bears." at U.C. Berkeley. He's going there on a track scholarship and is planning on a forestry major with a business minor.

The 6-3½, 235 pound state champion got his start in track in the third grade running the sprints. He worked with the shot put in the seventh grade and picked up his first discus as a high school freshman. Of his track experience so far he says, "I enjoy the feeling of individual competition while still being part of a team" He thoughtfully adds, "I have lettered three years in football, wrestling and track. I feel that being on such a rigorous schedule has helped me organize my time and become a better student." He has a 3.5 grade point average.

Concerning competition strategy he relates, "With my first throw, I try to get on the board and then go for more distance. I always try to stress form, stay relaxed and concentrate." He adds, "My plan is to peak, of course, for the three or four big meets at the end of the season."

"My long range goals are for at least the next four years. I would hope to hit 200 or better with the college discus and 62 or better with the sixteen pound shot. With hard work and constant improvement I would like to think about possible Olympic goals," Dave says.

Dave has gone a long ways in track in just a short time and he is quick to recognize that others have been helpful in his achievements. "There have been two individuals who have given me the desire and support to do what I am doing. One is Greg Ambrosini, my head track coach for 4 years and the other is Dennis Scott, who was assistant track coach for 3 years, but who is no longer at Atwater. Both of these men have given me not only the skills and knowledge I needed but great understanding, in good times and rough times. They have been super coaches and have always been there when I needed someone to talk with."

Workouts:

Because of wrestling gets a late start with track training program.
MONDAY— Weight training at 6:30 am before school. Warm-up(3 minute 880, stretching, scale 10 throws, 15-25 form drills), Throwing(20-30 discus, 15-20 shot), 10x30 yard sprints. TUESDAY— afternoon practice only, same as above. WEDNESDAY— same as Monday. THURSDAY— competition. FRIDAY— same as Monday.

Weight training work lets up about two to three weeks before the state meet.

Schedule

JULY

AUGUST

SEPTEMBER

- 15 SPA-AAU ONE & TWO HOUR RUN. Women only! Drake Stadium, UCLA, 9 am. John Rupp, STC-UCLA Track Club, Box 2161 TA, Los Angeles 90051
- 15 LAFAYETTE 10 KILO RUN. Lafayette Reservoir, 8 am. Mike Foley, 116 Crestview Dr., Orinda 94563. 254-3786.
- 15 PA-AAU 100 MILE CHAMPIONSHIP. Woodside High School, 6 am. Mike Ipsen, P.O. Box 868, Redwood City 94061.
- 15 SAP-AAU WOMEN'S JR. OLYMPIC CHAMPIONSHIPS. Mt. San Antonio College, 9 am. Robert A. Hickey, 9352 England Ave., Westminster 92683. (714) 892-8789.
- 15 FRESNO BUNION DERBY. 6 mile. Fresno State, 9 am. Larry Lung, 784 Jana Way, Hanford 93230.
- 16 SPA-AAU WOMEN'S ALL COMERS. Cal State Northridge, 4 pm. Bob Seaman, 19127 Wiersma Ave., Cerritos 90701. (213) 926-5785.
- 22 SPA-AAU ONE HOUR RUN. U.C. Riverside, 7:30 pm. Danny Contreras, 1498 Windsor Ave., San Bernardino 92410. (714) 887-3303.

- 5 WOMEN'S 13 MILE RELAY. Bass Lake, 8 am. 13 x 1 mile legs. Sandy McPherson (209) 299-8495.
- 5 L.A.F.D. BRUSH FIRE SAFETY AWARENESS 15 KILO RUN. Los Angeles. Pre-entries required. Capt. Jim Kinninger, Fire Station 97, 8021 Mulholland Dr., Los Angeles 90046. (213) 989-8608.
- 5 INSIDE'S OUT AND BACK. 10 kilo. Ventura, 9 am. Inside Track, 1451 E. Main St., Ventura 93001. (805) 643-1104.
- 5 U.S. MASTERS AAU NATIONAL DECATHLON CHAMPS. Merced.
- 6 SPA-AAU WOMEN'S ALL COMERS. UCLA, 4 pm. Bob Seaman, 19127 Wiersma Ave., Cerritos 90701. (213) 926-5785.
- 12 SIERRA PINES 40 MILE RELAY. Bass Lake, 8 am. 6 person teams. Darrel Cox, 1717 S. Chestnut Ave Fresno 93702. (209) 251-7194.
- 12 HUNTINGTON BEACH DISTANCE DERBY. 10 mile. 9 am. Bob Thrall, Huntington Beach Recreation Dept., P.O. Box 190, Huntington Beach 92648. (714) 536-5486.
- 12 MAMMOTH LAKES ROAD RUN. 10 kilo, 9 am. Mammoth Lakes Lions Club, P.O. Box 17, Mammoth

- 2 CASK 'N CLEAVER CALIFORNIA "5". Ontario, 8 am. 5 miles. Norm Naylor, P.O. Box 1352, Ontario 91762.
- 3 MARIPOSA 10 MILE RUN. Stewart Cramer, P.O. Box 444, Mariposa 95338.
- 4 MT. BALDY RACE TO THE TOP. 8 miles, 10 am. Gary Wilson, P.O. Box 666, Mt. Baldy 91759.
- 9 FRESNO WATERMELLON RUNS. 2, 4, & 6 miles. Fresno State Univ. Red Estes, Cross Country Coach, Fresno State, Fresno 93740.
- 9 GRIFFITH PARK CROSS COUNTRY RUNS. 9 races, 8 am. Fred Honda, Municipal Sports, 200 N. Main St., Los Angeles 90012. (213) 246-5613.
- 9 SPAAAU & NATIONAL 50 MILE. Santa Monica, 3 pm. Tom Sturak, 21643 Circle Trail, Topanga 90290.
- 10 MEXICAN INDEPENDENCE DAY 10 MILE RUN. East Los Angeles, 9 am. Carlos Alfaro, 1322 1/2 S. Fremont, Alhambra 91803. (213) 282-3977.
- 14 SEPULVEDA EVENING RUN. Van Nuys, 6 pm. 15 kilo. David Hall, 7736 Corbin, Reseda 91335. (213) 885-8399.

- 16 CENTRAL CALIFORNIA CROSS COUNTRY RUN. 5 miles, Fresno. Fresno Pacific Track Club, 1717 South Chestnut, Fresno 93702.
- 16 LONG BEACH INVITATIONAL CROSS COUNTRY MEET. Cal State Long Beach. Track Coach, Long Beach State, 6101 E. Seventeenth St., Long Beach 90840.
- 16 LAKEWOOD ESTIMATE TIME RUN. 10 kilo, 9 am. Mit Hunt, P.O. Box 158, Lakewood 90714. (213) 866-4776.
- 17 BEVERLY HILLS 10 KILO RUN. 9 am. Bob Walsh, Beverly Hills Recreation Dept., Room 400, 450 N. Crescent Dr., Beverly Hills 90210. (213) 550-4864.
- 23 SPAAAU & WOMEN'S NATIONAL 20 KILO CHAMPS. Los Angeles, 8 am men, 9 am women. Steve Broten, 13512 E. Ramona Dr., Whittier 90602. (213) 693-4183.
- 24 N.A.S. LEMOORE 6.5 MILE ROAD RACE. Carl Whitker, Rec. Fund, N.A.S., Lemoore 92345.
- 24 ALHAMBRA HOSPITAL RUNS. 5 & 15 kilos, 9 am. Jackson Kuchnie, Chamber of Commerce, 11 S. Second St., Alhambra 91801. (213) 282-8481.
- 30 FRESNO STATE INVITATIONAL CROSS COUNTRY RUNS. Woodward Park, Fresno. Red Estes, Cross Country Coach, Fresno State, Fresno 93740. (209) 487-2167.
- 30 BIG BEAR 10 MILE RUN. 9 am. Tom Richards, Box 6094, Big Bear Lake 92315. (714) 585-5611.

- 15 FRESNO BUNION DERBY. 6 mile. Fresno State, 9 am. Larry Lung, 784 Jana Way, Hanford 93230.
- 16 SPA-AAU WOMEN'S ALL COMERS. Cal State Northridge, 4 pm. Bob Seaman, 19127 Wiersma Ave., Cerritos 90701. (213) 926-5785.
- 22 SPA-AAU ONE HOUR RUN. U.C. Riverside, 7:30 pm. Danny Contreras, 1498 Windsor Ave., San Bernardino 92410. (714) 887-3303.
- 22 MARIN HEADLANDS RUN. 5.4 mile, 10 am. Kees Tuinzing, 627 Galerita Way, San Rafael 94903. 472-7917.
- 23 ORANGE COUNTY 15 KILO RUN. Mason Park, Irvine, 9 am. Dave Sills, 1401 Dove St., No. 600, Newport Beach 92660. (714) 833-0101.
- 23 SPA-AAU WOMEN'S ALL COMERS. Cal State Northridge, 4 pm. Bob Seaman, 19127 Wiersma Ave. Cerritos 90701. (213) 926-5785.
- 29 SPA-AAU ONE HOUR RUN. U.C. Santa Barbara, 3 pm. John Brennand, 4476 Meadowlark Lane Santa Barbara 93010.
- 29 OAKLAND WATERMELLON RUN. 8.4 mile. Chabot Regional Park, 10:30 am. Bob DeCelle, P.O. Box 1606, Alameda 94501. 523-2264.
- 29 FRESNO BUNION DERBY. 8 mile. Fresno State, 9 am. Larry Lung, 784 Jana Way, Hanford 93230.
- 29 MASTERS PAN-AM GAMES. UCLA. Hal Smith, 19651 Ventura Blvd., Tarzana 91356. (213) 342-1174.
- 30 NEWPORT BEACH MARATHON 7 am. Bob Hogue, 1710 Santiago Dr., Newport Beach 92660.
- 30 SPA-AAU WOMEN'S ALL COMERS. Cal State Northridge, 4 pm. Bob Seaman, 19127 Wiersma Ave. Cerritos 90701. (213) 926-5785.
- 22 SIERRA PINES 40 MILE RELAY Bass Lake, 8 am. 6 person teams. Darrel Cox, 1717 S. Chestnut Ave Fresno 93702. (209) 251-7194.
- 12 HUNTINGTON BEACH DISTANCE DERBY. 10 mile. 9 am. Bob Thrall, Huntington Beach Recreation Dept., P.O. Box 190, Huntington Beach 92648. (714) 536-5486.
- 12 MAMMOTH LAKES ROAD RUN. 10 kilo, 9 am. Mammoth Lakes Lions Club, P.O. Box 17, Mammoth Lakes 93546.
- 13 NORTH ORANGE COUNTY 10 KILO RUN. Fullerton, 8:30 am. Ken Henderson, N. Orange County YMCA, 2000 Youth Way, Fullerton 92635. (714) 879-9622.
- 19 FRESNO BUNION DERBY. 10 mile. Fresno State, 9 am. Larry Lung, 784 Jana Way, Hanford 93230.
- 19 TEHACHAPI 10 KILO RUN. Larry Arnt, 5000 Belle Terr., No. 72, Bakersfield 93309.
- 20 IRVINE PARK RUNS. 2 & 5 miles. 9 am. Bill Holt, 730 N. Euclid, Suite 220, Anaheim 92801.
- 26 SANTA MONICA RUNS. 10 & 5 Kilo, 7:30 & 9 am. Mary Esposito, Santa Monica Rec. Dept., 1685 Main St., Santa Monica 90401. (213) 393-9975.
- 26 BASS LAKE HALF MARATHON. 13.2 miles, 8 am @ Pines Village. Once around the lake. Fresno Pacific Track Club, 1717 South Chestnut Ave., Fresno 93702.
- 27 SANTA MONICA MARATHON & HALF MARATHON. 7:30 am. Mary Esposito, Santa Monica Rec. Dept., 1685 Main St., Santa Monica 90401. (213) 393-9975.
- 27 EXECUTIVE SHARE HEALTH MARATHON. Other races also. Orange, 7 am. Mike Turin, 4000 Park Newport, Suite 408, Newport Beach 92660. (714) 556-1350.
- 9 SPAAAU & NATIONAL 50 MILE. Santa Monica, 3 pm. Tom Sturak, 21643 Circle Trail, Topanga 90290.
- 10 MEXICAN INDEPENDENCE DAY 10 MILE RUN. East Los Angeles, 9 am. Carlos Alfaro, 1322½ S. Fremont, Alhambra 91803. (213) 282-3977.
- 14 SEPULVEDA EVENING RUN. Van Nuys, 6 pm. 15 kilo. David Hall, 7736 Corbin, Reseda 91335. (213) 885-8399.
- 24 ALHAMBRA HOSPITAL RUNS. 5 & 15 kilos, 9 am. Jackson Kuchnie, Chamber of Commerce, 11 S. Second St., Alhambra 91801. (213) 282-8481.
- 30 FRESNO STATE INVITATIONAL CROSS COUNTRY RUNS. Woodward Park, Fresno. Red Estes, Cross Country Coach, Fresno State, Fresno 93740. (209) 487-2167.
- 30 BIG BEAR 10 MILE RUN. 9 am. Tom Richards, Box 6094, Big Bear Lake 92315. (714) 585-5611.

NOR-CAL RUNNING REVIEW®

Bi-Monthly - Only \$6/Year

INCLUDES: - Entry Blanks; Feature Articles & Training Tips; Very Comprehensive Scheduling; In-Depth Results; Medical Advice Columns; High School Rankings; and Much More. --- Covers Track & Field, Road Racing, X-Country, Race Walking... 40 or More Pages Each Issue (8½ x 11).

NAME _____

ADDR _____

CITY _____ STATE _____ ZIP _____

Box 1551 - San Mateo, CA 94401

NCAA championships

The critics all crowed the same refrain: Yes, USC had a fine track team, manned by quick, strong sprinters. But in the NCAA meet, they'd burn out in the qualifying heats.

When the NCAA track and field championships came to an end June 3, in Eugene, Oregon, it was the Trojans who ran off with the team trophy.



UTEP and UCLA tied for second with 50 points, followed by Oregon (40), Auburn(36), Irvine(28), BYU(27) and Villanova(26).

"We had a job to do and we did it. We have a lot of confidence in each other," Said Edwards after the meet. "I was tired going into the 200 finals, but knew we needed the points. I thought I was dead last coming out of the turn (he was about fifth), and got a little worried. I keyed on William Snoddy."

Edwards accelerated with about 70 meters to go, flying past Auburn's Harvey Glance, teammate Sanford and Oklahoma's Snoddy into the lead.

In the same manner Mullins had to hit the gas in the stretch to catch Smith in the 400. "I was wiped out before the race," said Mullins, who felt the strain worse than any of the Trojans. "I wasn't aware of much during the race, I just kept after Smith. Being behind him was a big help. I knew it'd be a two man race." Both men were visibly exhausted in the stretch. Smith seemed to tie up a little, allowing Mullins to draw even and outlean him at the tape.

"It didn't happen that way," Bush said. "The Cal State guy tried to come on the inside of Goldston and we were in lane one. That's against the rules. Two judges nearby didn't call anything but some guy up in the stands ruled against us. I appealed twice and lost. He (the judge) was too ornery to change his mind. I'll be bitter about this the rest of my life."

Bush is probably right when he says that the UCLA mile relay team would have won because it was fresher. He had kept quarter-milers Donn Thompson and Goldston out of the open 400 and Millard Hampton, subbing for hurdler Greg Foster, and Lew McGlothlin were brought to Oregon just for the relays. Still the Trojan runners knew they had the meet cinched before the relay and didn't have to run in the event to win the championship. So they probably weren't motivated. UTEP, like UCLA, didn't have a team in the mile relay.

UC Irvine's Steve Scott won the 1,500 meter in 3:37.38, which teamed with Mauricio Bardales' decathlon win

photo by Bill Leung, Jr.





MAURICIO BARDALES

USC tallied 59 points to win their 27th NCAA track title in 57 tries, compiling every point in races 400 meters or shorter, then ran for the team bus and an early flight back home.

"People say a lot of things," said Trojan coach Vern Wolfe afterwards. "But nothing matters except what happens on the track. We have a great competitive group of guys here, that knew what they had to do and went out and did it. "We are blessed that we went through an entire season and didn't suffer a major injury to a single member of the sprinters, the athletes that are supposed to break down under stress, and be especially vulnerable."

Wolfe said, "The first evidence of how good this team is came in the UCLA meet, when they came up with good mark after good mark, and the Pac-8 meet, when they managed to win the title despite losing 20 points through disqualifications. But we took on the best

there is right here, and my hat is off to every member of the team."

The Trojans added 48 points to their Friday total of 11, with Athlete of the Meet Clancy Edwards doing the bulk of the damage. He added the 200 meter crown(20.16) to the 100 meter medal he won Friday, and ran a strong third leg of the 400 meter relay enroute to a winning time of 39.31.

Other points came from Billy Mullins an upset winner of the 400 over Auburn's Willie Smith, both timed in 45.33; Rich Graybehl, a solid second in the 400 meter intermediate hurdles in 49.31; the mile relay quartet, a tired unit that managed a fourth place finish; and James Sanford third in the 200.

The 1-3 finish in the 200 is what clinched the meet for Troy pointwise, although they had to watch UTEP's last grasp effort, 5,000 meter runner Rudolfo Gomez run out of the money, before they could begin celebrating.

and oulean nim at the tape.

photo by Bill Leung, Jr.



USC's Clancy Edwards, as usual, gets the baton to anchorman James Sanford in the lead. Sanford proved too much for UCLA's Greg Foster to catch in this 400 relay in the USC-UCLA dual meet. Foster was NCAA high hurdle champion and set an American record of 13.22 in the process. Edwards was NCAA & AAU champion in the 100 and 200. Sanford also earned a gold at the NCAA with his surprise victory in the 400 meter dash. USC won the NCAA team title. UCLA tied for second.

UCLA's second place finish came via a 1-4 finish by Mike Tully(18-1¾) and Charlie Brown(17-0) in the pole vault, a second by Willie Banks(55-3) in the triple jump and a fifth by Dwayne Joseph in the high jump(7-1).

"We could have won the meet if it weren't for our mile relay team being disqualified," moaned UCLA's coach Jim Bush. "It's really a shame. We win the mile relay, we've got 60 points to USC's 59." UCLA was disqualified when a judge ruled that Larry Goldston bumped Gerald Peete of Cal State Los Angeles, forcing the Diablo runner to drop his baton.

and Lamonte King's second in the long for 28 points and a higher-than-expected sixth place team finish.

In the triple jump Ron Livers defended his title and broke his meet record by a foot. Bardales in the decathlon scored 4,205 points on the second day for a second day meet record. He had the old one at 4,011. Another NCAA champion from California was James Lofton from Stanford with a windy 26-11¾ effort. . James will soon be playing football with the Green Bay Packers.

CLANCY EDWARDS




photo by Diane Johnson



Track & Field News

Good things come from Track & Field News, serving the track community for almost thirty years.

1 The best way to keep informed about what's happening across the nation and worldwide in track and field is by reading **TRACK & FIELD NEWS**, universally recognized as the bible of the sport. All the major news and excitement, from high school track through the Olympics, are brought to you each month. While we focus on top-caliber men's competition, all other aspects are covered, incl. women, masters, road racing, training, tips, etc. \$11 yr. Write for sample copy.

2 Have you seen our new Moscow t-shirt? A colorful yellow shirt with multi-color design and the logo MOSCOW 1980. Available in sizes S,M,L, XL at \$4.50 each, plus 50¢ per shirt for postage, handling.



3 New 1976 Olympic Super-Films: men's and women's... show virtually all field event medalists from Montreal and other top stars. Excellent instructional films. Also event films and loop films, featuring Juantorena, Stones, Roberts, Quarrie, Arnie Robinson, Drut, Moses, Wilkins, Nemeth, many others. Write for full film brochure.

4 T&FN is still the foremost publisher of books on track and field. Recent titles are *Olympic Images* (our beautiful photobook of the track action at Montreal) \$15.00; *Masters Age Records 1978*; and *Pre!*, the story of his career, \$4.50, plus 50c for postage.



Write for our complete catalog of books, films, the amazing new electronic stop-watches, jewelry, tours, and other track and field merchandise and equipment.

TRACK & FIELD NEWS, BOX 296, LOS ALTOS, CALIFORNIA 94022



MIKE TULLY

photo by Diane Johnson

photo by Bill Leung, Jr.



STEVE SCOTT

Results

100 METERS

4 In Each Heat Qualify For Semis

FIRST HEAT—1. Dickey (Texas A&M), 10.27 (wind 3.6 meters per second); 2. Easley (Auburn), 10.34; 3. Williams (USC) 10.35; 4. Derrett (Rice), 10.47.

SECOND HEAT—1. Edwards (USC), 10.18 (wind 3.3 m.p.s.); 2. Williams (Richmond), 10.24; 3. Jackson (Long Beach St.), 10.27; 4. Farmer (California), 10.30. Others included: 4. Coleman (Oregon) 10.33.

THIRD HEAT—1. Brown (Penn), 10.28 (wind 4.6 m.p.s.); 2. Christian (Virginia St.), 10.32; 3. Carter (Kent St.), 10.36; 4. Parrell (Utah), 10.37. Others included: 5. Brodi (CS Northridge), 10.39; 6. Berry (Long Beach St.) 10.40.

FOURTH HEAT—1. Lattany (Georgia), 10.34 (wind 5.2 m.p.s.); 2. Kee (Southern Illinois), 10.38; 3. Kirtman (San Jose St.), 10.40; 4. Northington (Kentucky), 10.40. Others included: 6. Jamos (CS Northridge), 10.65.

FIFTH HEAT—1. Jones (Texas), 10.14 (wind 2.6 m.p.s.); 2. Forbes (Florida St.), 10.29; 3. Turner (LSU), 10.36; 4. Shavers (Oklahoma St.), 10.43.

SIXTH HEAT—1. Glance (Auburn), 10.07 (wind 4.5 m.p.s.); 2. Deal (Texas El Paso), 10.23; 3. Banks (Oregon), 10.23; 4. Moore (Arizona St.) 10.24.

100 METERS

2 In Each Heat Qualify For Final

FIRST HEAT—1. Glance (Auburn), 10.18; 2. Forbes (Florida St.), 10.31.

SECOND HEAT—1. Deal (Texas El Paso), 10.25; 2. Williams (USC), 10.28. Others included: 3. Jones (Texas), 10.29; 6. Kirtman (San Jose St.), 10.52.

THIRD HEAT—1. Edwards (USC), 10.25; 2. Moore (Arizona St.), 10.28. Others included: 6. Jackson (Long Beach St.), 10.44.

FOURTH HEAT—1. Dickey (Texas A&M), 10.22; 2. Kee (Southern Illinois), 10.29. Others included: 5. Farmer (California), 10.41; 6. Banks (Oregon), 10.48.



Write for our complete catalog of books, films, the amazing new electronic stop-watches, jewelry, tours, and other track and field merchandise and equipment.

**TRACK & FIELD NEWS, BOX 296,
LOS ALTOS, CALIFORNIA 94022**

Final

1. Edwards, 10.07; 2. Dickey, 10.11; 3. Glance, 10.19; 4. Kee, 10.35; 5. Forbes, 10.36; 6. Williams, 10.38; 7. Moore, 10.43; 8. Deal, 10.73.

200

4 In Each Heat Qualify For Semifinals

FIRST HEAT—1. Snoddy (Oklahoma), 20.70 (wind 5.0 m.p.s.); 2. Haines (Lamar), 20.91; 3. Washington (Morehead St.), 20.96; 4. Nance (Houston), 21.02.

SECOND HEAT—1. Myricks (Mississippi College), 20.72 (wind 2.7 m.p.s.); 2. Jones (Illinois St.), 20.84; 3. Burl (Arizona St.), 20.92; 4. Krulce (San Diego St.), 20.99.

THIRD HEAT—1. King (UC Irvine), 20.65 (wind 5.7 m.p.s.); 2. Scott (LSU), 20.70; 3. Hopkins (Western Kentucky), 20.88; 4. Kablan (Washington St.), 21.25.

FOURTH HEAT—1. Sanford (USC), 20.32 (wind 6.0 m.p.s.); 2. Alston (East Carolina), 20.54; 3. Christian (Virginia St.), 20.88; 4. Doty (SMU), 20.93.

FIFTH HEAT—1. Wiley (Kansas), 20.64 (wind 2.9 m.p.s.); 2. Edwards (USC), 20.85; 3. Francis (Cornell), 20.94; 4. Pipersburg (Long Beach St.), 21.28.

SIXTH HEAT—1. Glance (Auburn), 20.47 (wind 4.2 m.p.s.); 2. Roberson (Florida St.), 20.64; 3. Parrell (Utah), 20.89; 4. Banks (Oregon), 20.97.

200 METERS

2 In Each Heat Qualify For Final

FIRST HEAT—1. Snoddy (Oklahoma), 20.89; 2. King (UC Irvine), 21.01. Others included: 3. Krulce (San Diego St.), 21.34; 6. Banks (Oregon), 21.59.

SECOND HEAT—1. Sanford (USC), 20.48; 2. Burl (Arizona St.), 20.68. Others included: 6. Pipersburg (Long Beach St.), 21.32.

THIRD HEAT—1. Glance (Auburn), 20.62; 2. Alston (East Carolina), 20.70. Others included: 5. Kablan (Washington St.), 21.16.

FOURTH HEAT—1. Edwards (USC), 20.71; 2. Wiley (Kansas), 20.73. Others included: 3. Myricks (Mississippi College), 20.90.

Final

1. Edwards, 20.16 (meet record, old mark, 20.2. Tommie Smith, San Jose St., 1967, and John Carlos, San Jose St., 1969); 2. Snoddy, 20.28; 3. Sanford, 20.45; 4. Glance, 20.69; 5. Wiley, 20.70; 6. Alston, 20.76; 7. King, 21.02; 8. Burl, did not finish.

400

3 In Each Heat Qualify For Semis

FIRST HEAT—1. Cohen (Boston U.), 46.79; 2. Grimes (Kentucky St.), 46.84; 3. Udo (Missouri), 46.90. Others included: 6. Saunders (Long Beach St.), 48.08.

SECOND HEAT—1. Gatson (Alabama), 46.97; 2. McKenzie (Arizona St.), 47.12; 3. Dale (Villanova), 47.49.

THIRD HEAT—1. Mullins (USC), 46.74; 2. Bogue (Villanova), 46.95; 3. Beasley (Long Beach St.), 46.99.

FOURTH HEAT—1. Smith (Auburn), 46.10; 2. Morgan (Tennessee), 46.58; 3. Rochee (San Jose St.), 46.71.

FIFTH HEAT—1. Coombs (Alabama), 46.15; 2. McCoy (Florida St.), 46.31; 3. Hassan (Oregon St.), 46.53. Others included: 4. Darden (Arizona St.), 46.57.

400

4 In Each Heat Qualify For Final

FIRST HEAT—1. Mullins (USC), 45.20; 2. Coombs (Alabama), 45.37; 3. McCoy (Florida St.), 46.08; 4. Morgan (Tennessee), 46.18. Others included: 5. Hassan (Oregon St.), 46.70.

SECOND HEAT—1. Smith (Auburn), 45.27; 2. Udo (Missouri), 46.12; 3. Gatson (Alabama), 46.15; 4. Cohen (Boston U.), 46.22. Others included: 7. Rochee (San Jose St.), 46.51.

400

Final

1. Mullins (USC), 45.33; 2. Smith (Auburn), 45.33; 3. tie between Gatson (Alabama) and Coombs (Alabama), 45.98; 5. McCoy (Florida St.), 46.01; 6. Cohen (Boston U.), 46.57; 7. Udo (Missouri), 46.73; 8. Morgan (Tennessee), 46.78.



800

4 In Each Heat Qualify For Semis

FIRST HEAT—1. Kipkurgat (New Mexico), 1:49.2; 2. White (Prairie View A&M), 1:49.7; 3. Banovic (Central Michigan), 1:49.8; 4. Ramos (Manhattan), 1:49.8. Others included: 5. Beaton (USC), 1:54.0.

SECOND HEAT—1. Lomashon (Texas El Paso), 1:49.9; 2. Wilson (Oklahoma), 1:50.0; 3. Korir (Iowa St.), 1:50.0; 3. Miranda (Notre Dame), 1:50.2.

THIRD HEAT—1. Summerville (Manhattan), 1:49.5; 2. Tufariello (Villanova), 1:50.1; 3. Clark (Missouri), 1:50.1; 4. Moreno (BYU), 1:50.3.

FOURTH HEAT—1. Belger (Villanova), 1:50.9; 2. Huffman (Long Beach St.), 1:51.0; 3. Terer (Fairleigh Dickinson), 1:51.1; 4. White (Illinois), 1:51.2. Others included: 6. Johnson (USC), 1:52.2; 8. Suhr (UCLA), 1:53.3.

800

4 In Each Heat Qualify For Final

FIRST HEAT—1. Lemeshon (Texas El Paso), 1:47.5; 2. Korir (Iowa St.), 1:47.8; 3. Kipkurgat (New Mexico), 1:48.0; 4. White (Prairie View A&M), 1:48.0. Others included: 6. Huffman (Long Beach St.), 1:48.5.

800

Final

1. Lemeshon (Texas El Paso), 1:45.7; 2. Wilson (Oklahoma), 1:46.2; 3. Tufariello (Villanova), 1:46.4; 4. Summerville (Manhattan), 1:46.5; 5. Kipkurgat (New Mexico), 1:46.6; 6. Korir (Iowa St.), 1:46.9; 7. White (Prairie View A&M), 1:47.2; 8. Belger (Villanova), 1:47.2.

1,500 METERS**3 In Each Heat Qualify For Final**

FIRST HEAT—1. Centrowitz (Oregon), 3:44.2; 2. Duits (Western Michigan), 3:45.7; 3. Paige (Villanova), 3:46.8. Others included: 4. Cendejas (Long Beach St.), 3:47.1.

SECOND HEAT—1. Flynn (East Tennessee St.), 3:43.9; 2. Aldridge (Cal Poly SLO), 3:44.6; 3. Favell (Washington), 3:45.2. Others included: 4. Nielson (Oregon), 3:45.3.

THIRD HEAT—1. Lacy (Wisconsin), 3:44.6; 2. Omwansa (USC), 3:45.1; 3. Metzler (Minnesota), 3:45.2. Others included: 6. Green (Oregon), 3:48.4.

FOURTH HEAT—1. Scott (UC Irvine), 3:42.1; 2. Maree (Villanova), 3:42.6; 3. Clifford (California), 3:43.2. Others included: 7. Kumm (Oregon St.), 3:52.4.

1,500

Final

1. Scott (UC Irvine), 3:37.6; 2. Flynn (East Tennessee St.), 3:37.7; 3. Lacy (Wisconsin), 3:37.8; 4. Paige (Villanova), 3:38.9; 5. Maree (Villanova), 3:39.1; 6. Centrowitz (Oregon), 3:39.3; 7. Aldridge (Cal Poly SLO), 3:40.7; 8. Metzler (Minnesota), 3:43.1; 9. Favell (Washington), 3:46.3; 10. Clifford (California), 3:47.5; 11. Omwansa (USC), 3:48.0; 12. Duits (Western Michigan), 3:49.6.

3,000 STEEPLECHASE**4 In Each Heat Qualify For Final**

FIRST HEAT—1. Rono (Washington St.), 8:10.6 (meet record, old mark, 8:24.9; James Munyala, Texas El Paso, 1976); 2. Koroso (New Mexico), 8:42.5; 3. James (Tennessee), 8:42.7; 4. Weaver (Minnesota), 8:45.7. Others included: 5. Gustafson (Washington)

110 HIGH HURDLES**3 In Each Heat Qualify For Semis**

FIRST HEAT—1. Darcus (Tennessee), 13.80 (wind 2.2 m.p.s.); 2. Williams (Oklahoma), 13.86; 3. Kirtman (San Jose St.), 13.99.

SECOND HEAT—1. Foster (UCLA), 13.38 (wind 2.2 m.p.s.); 2. Edwards (West Virginia), 13.73; 3. Coleman (Kansas), 13.79. Others included: 4. Robertson (Maryland), 13.93; 5. Turner (Washington St.), 14.08.

THIRD HEAT—1. Owens (UCLA), 13.52 (wind 2.2 m.p.s.); 2. Rankins (East Carolina), 13.85; 3. Taylor (Arkansas St.), 13.85. Others included: 4. Hart (CS Los Angeles), 14.11; 5. Mosley (Texas A&M), 14.40; Carley (Fresno St.), disqualified.

FOURTH HEAT—1. Cooper (San Jose St.), 13.56 (wind 2.3 m.p.s.); 2. Moore (Tennessee Tech), 13.72; 3. Roberts (Southern Illinois), 13.74.

FOURTH HEAT—1. Nehemiah (Maryland), 13.54 (wind 2.1 m.p.s.); 2. Kimalyo (New Mexico), 13.68; 3. Lavitt (Missouri), 13.69. Others included: 5. Bruce (Washington St.), 13.86.

110 HIGH HURDLES**4 In Each Heat Qualify For Final**

FIRST HEAT—1. Foster (UCLA), 13.37; 2. Cooper (San Jose St.), 13.58; 3. Roberts (Southern Illinois), 13.65; 4. Edwards (West Virginia), 13.68. Others included: 6. Kirtman (San Jose St.), 14.10.

SECOND HEAT—1. Nehemiah (Maryland), 13.46; 2. Owens (UCLA), 13.55; 3. Lavitt (Missouri), 13.70; 4. Taylor (Arkansas St.), 13.71.

400 HURDLES**4 In Each Heat Qualify For Final**

FIRST HEAT—1. Kimaiyo (New Mexico), 50.22; 2. Byram (Oklahoma), 50.39; 3. Graybehl (USC), 50.46; 4. Barriffe (Florida), 50.70. Others included: 6. McNeal (UCLA), 51.64.

SECOND HEAT—1. Walker (Auburn), 49.82; 2. Douglas (Western Kentucky), 50.29; 3. Barlow (Tennessee), 50.63; 4. Alexia (Central Michigan), 50.65. Others included: 5. Susac (Oregon St.), 51.26; 7. Pratt (California), 52.70.

400 INTERMEDIATE HURDLES**Final**

1. Walker (Auburn), 48.92; 2. Graybehl (USC), 49.31; 3. Byram (Oklahoma), 50.31; 4. Barriffe (Florida), 50.49; 5. Douglas (Western Kentucky), 50.55; 6. Kimaiyo (New Mexico), 50.65; 7. Barlow (Tennessee), 51.20; 8. Alexia (Central Michigan), 52.13.

400 RELAY**4 In Each Heat Qualify For Semis**

FIRST HEAT—1. Auburn (Easley, Walker, Smith, Glance), 39.56; 2. Maryland, 39.96; 3. Kansas, 40.11; 4. Tennessee, 40.42.

SECOND HEAT—1. Cornell (Raboy, Francis, Loffon, Hall), 39.98; 2. Texas A&M, 40.23; 3. California, 40.31; 4. Florida St., 40.44. Others included: 7. Fresno St., 41.11.

THIRD HEAT—1. Long Beach St. (Berry, Pipersburg, Grace, Jackson),

MILE RELAY**Final**

1. Villanova (Brown, 46.5; Tufariello, 46.6; Bogue, 45.6; Dale, 46.2), 3:05.1; 2. Kansas, 3:05.4; 3. Tennessee, 3:04.8; 4. USC (Graybehl, 47.4; Andrews, 46.8; Beaton, 45.9; Mullins, 47.3), 3:07.4; 5. Howard, 3:08.1; 6. Baylor, 3:08.3; 7. Indiana, 3:08.3; Arizona St. did not start.

DISCUS**Final**

1. Gardenkrans (BYU), 210-0 (meet record, old mark, 204-6; Mac Wilkins, 1973); 2. Walvik (Texas El Paso), 204-9; 3. Voorhees (Oregon), 188-6; 4. Cooper (Florida St.), 188-0; 5. Kovach (Northeastern), 185-0; 6. Luckie (Florida), 184-4; 7. Baughman (Houston), 182-3; 8. Cain (Florida), 181-6; 9. Genthner (Tennessee), 179-8; 10. Gray (SMU), 179-4; 11. Elder (USC), 178-9; 12. McClain (Georgia Tech), 176-9.

HAMMER**12 Qualify For Final**

1. Nielson (Washington), 236-9 (meet record, old mark, 231-3; Al Schoterman, Kent St., 1972); 2. Berry (Texas El Paso), 214-0; 3. Sjolholm (Texas El Paso), 204-2; 4. Healey (Fitchburg St.), 202-11; 5. Sawyer (CS Hayward), 202-11; 6. Kuusela (BYU), 200-4; 7. McArdle (Oregon), 199-5; 8. Ajoatian (Harvard), 199-2; 9. Bruno (Brown), 197-9; 10. Kania (Dartmouth), 196-3; 11. D. Fuller (Long Beach St.), 195-7; 12. Jansson (Dartmouth), 194-8. Others included: 16. Briski (San Diego St.), 191-8; 17. Kells (San Jose St.), 191-5; 19. P. Fuller (Long Beach St.), 188-11; 28. Perkins (Oregon), 182-5.

HAMMER**Final**

1. Nielson (Washington), 237-5 (meet record, old mark, 236-9; Nielson, in prelims); 2. Berry (Texas El Paso), 211-9; 3. Sjolholm (Texas El Paso), 209-1; 4. McArdle (Oregon), 205-1; 5. Jansson (Dartmouth), 199-8; 6. Kuusela (BYU), 199-5; 7. Sawyer (CS Hayward), 197-4; 8. Bruno (Brown), 195-1; 9. Ajoatian (Harvard), 194-3; 10. D. Fuller (Long Beach St.), 193-0; 11. Kania (Dartmouth), 190-8; 12. Healey (Fitchburg St.), 188-5.

JAVELIN**12 Qualify For Final**

1. Roggy (Southern Illinois), 293-0 (meet record, old mark, 279-9; Sam Colson, Kansas, 1973); 2. Sinclair (Washington), 259-0; 3. Perbeck (Kansas State), 258-10; 4. Atwood (Washington), 253-11; 5. Ralph (Clemson), 249-5; 6. Olsen (Tennessee), 246-5; 7. Meyer (Princeton), 238-10; 8. Lyons (Texas), 237-11; 9. Parisi (Western Michigan), 235-3; 10. Lorenzen (Washington St.), 234-7; 11. Moulder (Baylor), 234-6; 12. DeChicchio (South Carolina), 233-11. Others included—20. Morley (Fresno St.), 197-6.

JAVELIN**Final**

1. Roggy (Southern Illinois), 283-9; 2. Ralph (Clemson), 263-4; 3. Atwood (Washington), 261-8; 4. Sinclair (Washington), 255-1; 5. Olsen (Tennessee), 249-1; 6. Parisi (Western Michigan), 248-4; 7. Meyer (Princeton), 246-8; 8. Lorenzen (Washington St.), 239-10; 9. Moulder (Baylor), 226-11; 10. DeChicchio (South Carolina), 226-2; 11. Perbeck (Kansas St.), 225-5; 12. Lyons (Texas), 217-5.

DECATHLON

100—Schnur (Cincinnati), 10.82 (849); Bardales (UC Irvine), 10.88

HIGH JUMP**10 Qualify For Final**

Jacobs (Fairleigh Dickinson), Melly (Maryland) and Laftany (Michigan), 7-1; Nielson (BYU), Jenkins (Memphis St.), Rowland (Georgia Tech), Wagner (Ohio U.), Ruebel (Purdue), Olson (BYU), Curtis (Arizona), Woodard (Alabama), Hansen (Iowa), Joseph (UCLA), Shuler (North Carolina), Frazier (Arizona), Goodyear (Pittsburgh), Valentine (Auburn) and Wight (Miami, Ohio), 6-11. Nonqualifiers included: Pritchett (San Jose St.) and Phillips (Chapman), did not clear 6-11.

HIGH JUMP**Final**

1. Jacobs (Fairleigh Dickinson), 7-3; 2. Melly (Maryland), 7-2¼; 3. Woodard (Alabama), 7-1; 4. Nielson (BYU), 7-1; 5. Joseph (UCLA), 7-1; 6. Curtis (Arizona), 6-1; 7. Laftany (Michigan), 7-1; 8. tie among Ruebel (Purdue), Olson (BYU) and Hansen (Iowa), 6-11; 12. tie among Jenkins (Memphis St.), Frazier (Arizona) and Valentine (Auburn), 6-11; Wagner (Ohio U.), Goodyear (Pittsburgh) and Shuler (North Carolina), no height (6-11).

POLE VAULT**8 Qualify For Final**

Pintus (Arkansas St.), Stokes (Michigan), Wilson (Long Beach St.), Oravetz (Washington), Tully (UCLA), Johnson (Southern Illinois), Brown (UCLA) and Hintnaus (Oregon), 17-0. Others included: Vahlstrom (Texas El Paso), Fisher (Oregon St.), Lowry (Long Beach St.) and Hintz (California), 16-6; Linn (UC Santa Barbara), Worden (Washington St.), Robinson (CS Los Angeles), Goodman (Washington St.) and Thikken (UC Irvine), 16-4.

Pole vault—1. Mike Tully, UCLA, 18-1¼ (meet record; old record, 18-¼, Earl Boll, Arkansas State, 1976); 2. Tom Hintnaus, Oregon, 17-4; 3. Andy Pintus, Arkansas State, 17-4; 4. Charlie Brown, UCLA, 17-0; 5. Craig Wilson, Cal State-Long Beach, 17-0; 6. Steve Oravetz, Washington, 17-0.

SHOTPUT**12 Qualify For Final**

1. Pauletto (Central Michigan), 63-1½; 2. Stover (Oregon), 62-11; 3. Lauf (UCLA), 62-8; 4. Feuerbach (San Jose St.), 62-6; 5. Marks (Southern Illinois), 62-0¾; 6. Nilsson (BYU), 61-6½; 7. Summers (Washington), 61-6½; 8. Almstrom (Texas El Paso), 61-3½; 9. Voorhees (Oregon), 61-2; 10. Braun (Wisconsin), 60-10½; 11. Pyka (Maryland), 60-7; 12. Moore (Missouri), 60-5. Others included: 13. Coffman (Houston), 60-2; 16. D. Fuller (Long Beach St.), 58-1; 17. Goldsmith (Oregon), 57-

1,500

Final

1. Scott (UC Irvine), 3:37.6; 2. Flynn (East Tennessee St.), 3:37.7; 3. Lacy (Wisconsin), 3:37.8; 4. Paige (Villanova), 3:38.9; 5. Maree (Villanova), 3:39.1; 6. Centrowitz (Oregon), 3:39.3; 7. Aldridge (Cal Poly SLO), 3:40.7; 8. Metzler (Minnesota), 3:43.1; 9. Favell (Washington), 3:46.3; 10. Clifford (California), 3:47.5; 11. Omwansa (USC), 3:48.0; 12. Duits (Western Michigan), 3:49.6.

3,000 STEEPLECHASE

4 In Each Heat Qualify For Final

FIRST HEAT—1. Rono (Washington St.), 8:18.6 (meet record, old mark 8:24.9; James Munyala, Texas El Paso, 1976); 2. Koroso (New Mexico), 8:42.5; 3. James (Tennessee), 8:42.7; 4. Weaver (Minnesota), 8:45.7. Others included: 5. Gustafson (Washington), 8:52.8; 6. Friton (Oregon), 8:52.9.

SECOND HEAT—1. Clary (Oregon), 8:45.7; 2. Ahlmeyer (UC Irvine), 8:52.5; 3. Blackford (Northeastern), 8:54.5; 4. Munyala (Texas El Paso), 8:57.7. Others included: 6. James (UCLA), 9:03.6; 7. Perez (USC), 9:06.9.

THIRD HEAT—1. Tuwel (Richmond), 8:34.8; 2. Weller (Aquinas College), 8:48.5; 3. Jackson (Wisconsin), 8:48.8; 4. Marsh (BYU), 8:51.2. Others included: 5. Daniels (UC Irvine), 8:58.8; 6. He between St. John (San Diego St.) and Van (Washington), 9:01.29; 9. LeBold (UC Santa Barbara), 9:14.6.

3,000 STEEPLECHASE

Final

Rono (Washington St.), 8:12.4 (meet record, old mark 8:18.6; Rono, in prelims); 2. Munyala (Texas El Paso), 8:24.0; 3. Marsh (BYU), 8:30.0; 4. Tuwel (Richmond), 8:30.5; 5. Clary (Oregon), 8:33.4; 6. Koroso (New Mexico), 8:33.6; 7. James (Tennessee), 8:36.2; 8. Jackson (Wisconsin), 8:36.7; 9. Blackford (Northeastern), 8:40.6; 10. Ahlmeyer (UC Irvine), 8:41.2; 11. Weaver (Minnesota), 8:49.3; 12. Weller (Aquinas), 8:54.4.

5,000

8 In Each Heat Qualify For Final

FIRST HEAT—1. Cheruiyot (Washington St.), 13:47.6; 2. Gomez (Texas El Paso), 13:49.1; 3. Chapa (Oregon), 13:52.8; 4. Kimombwa (Washington St.), 13:52.8; 5. Novelli (Rice), 13:52.9; 6. King Jr. (North Carolina), 13:54.5; 7. Nazel (Drake), 14:01.5; 8. Hunt (Arizona), 14:05.8. Others included: 9. Hunsaker (San Diego St.), 14:08.3; 16. Serina (UC Irvine), 14:48.5.

SECOND HEAT—1. Rono (Washington St.), 13:21.8 (meet record, old mark 13:31.4; Steve Prefontaine, Oregon, 1972); 2. Kimeto (Washington St.).

FOURTH HEAT—1. USC (Williams, Mullins, Edwards, Sanford), 39:91; Michigan, 40:40; 3. LSU, 40:54; 4. UCLA, 40:54.

5,000

Final

1. Chapa (Oregon), 13:35.3; 2. Deegan (Providence), 13:40.1; 3. Kimombwa (Washington St.), 13:43.0; 4. Kimeto (Washington St.), 13:43.5; 5. King (North Carolina), 13:48.5; 6. Novelli (Rice), 13:50.9. Others included: 8. Cheruiyot (Washington St.), 13:57.4; 9. Hunt (Arizona), 14:07.0; 13. Wyszocki (Nevada Reno), 14:24.8; 14. Schankel (Cal Poly SLO), 14:38.5; Rono (Washington St.), did not start.

1. Walker (Auburn), 48:92; 2. Graybehl (USC), 49:31; 3. Byram (Oklahoma), 50:31; 4. Barrifera (Florida), 50:49; 5. Douglas (Western Kentucky), 50:55; 6. Kimalyo (New Mexico), 50:65; 7. Barlow (Tennessee), 51:20; 8. Alexie (Central Michigan), 52:13.

400 RELAY

4 In Each Heat Qualify For Semis

FIRST HEAT—1. Auburn (Easley, Walker, Smith, Giance), 39:56; 2. Maryland, 39:56; 3. Kansas, 40:11; 4. Tennessee, 40:42.

SECOND HEAT—1. Cornell (Raboy, Francis, Loffon, Hall), 39:98; 2. Texas A&M, 40:23; 3. California, 40:31; 4. Florida St., 40:44. Others included: 7. Fresno St., 41:11.

THIRD HEAT—1. Long Beach St. (Berry, Pipersburg, Grace, Jackson), 40:14; 2. Arizona St., 40:15; 3. Stanford, 40:19; 4. East Carolina, 40:62. Others included: CS Northridge, disqualified.

FOURTH HEAT—1. USC (Williams, Mullins, Edwards, Sanford), 39:91; Michigan, 40:40; 3. LSU, 40:54; 4. UCLA, 40:54.

400 RELAY

4 In Each Heat Qualify For Final

FIRST HEAT—1. Auburn (Easley, Walker, Smith, Giance), 39:49 (meet record, old mark 39:56; USC, 1977, and Auburn, 1978); 2. Arizona St., 39:78; 3. Kansas, 39:94; 4. Florida St., 40:08. Others included: 7. UCLA (Thompson, Williams, McGlothlin, Hampton), 40:84; Long Beach St. (Berry, Pipersburg, Grace, Jackson), did not finish.

SECOND HEAT—1. USC (Williams, Sanford, Mullins, Edwards), 39:50; 2. Cornell, 39:83; 3. Maryland, 40:00; 4. Michigan, 40:09. Others included: 5. Stanford, 40:25; California, did not finish.

400 RELAY

Final

1. USC (Williams, Mullins, Edwards, Sanford, 39:31); 2. Auburn, 39:49; 3. Kansas, 39:79; 4. Michigan, 39:92; 5. Maryland, 39:93; 6. Florida St., 40:35; Arizona St. finished second in 39:47 and Cornell eighth in 41:13 but both disqualified.

MILE RELAY

4 In Each Heat Qualify For Semifinals

FIRST HEAT—1. Arizona St. (McKenzie, 47.7; Moore, 48.9; Burt, 47.6; Darden, 46.9), 3:11.1; 2. Florida St., 3:12.0; 3. Rutgers, 3:12.2; 4. Arkansas, 3:12.7.

SECOND HEAT—1. Villanova (Brown, 47.6; Harbour, 48.4; Bogue, 46.8; Dale, 47.1), 3:09.9; 2. Indiana, 3:10.1; 3. Baylor, 3:10.3; 4. Houston, 3:10.6. Others included: 6. Oregon St., 3:11.1.

THIRD HEAT—1. UCLA (McGlothlin, 48.2; Goldston, 46.7; Thompson, 46.1; Foster, 46.5), 3:07.5; 2. USC (Andrews, 47.4; Graybehl, 46.8; Sanford, 46.4; Mullins, 47.2), 3:07.8; 3. Long Beach St. (Conaway, 47.9; Saunders, 47.2; Cox, 47.7; Beasley, 48.1), 3:10.9; 4. California, 3:12.3.

FOURTH HEAT—1. Kansas (Wiley, 47.0; Whitaker, 46.9; Mickens, 47.8; McCall, 46.6), 3:08.3; 2. Howard, 3:10.3; 3. Tennessee, 3:11.0; 4. CS Los Angeles (Hart, 49.3; Miller, 49.4; Peete, 47.2; Turner, 46.1), 3:12.0. Others included: 6. UC Irvine (Royston, 49.1; Russell, 49.6; Bowie, 47.4; McGee, 47.3), 3:13.4.

1. Kansas State, 17-0. 4. Charlie Brown, UCLA, 17-0. 5. Craig Wilson, Cal State Long Beach, 17-0. 6. Steve Orvetz, Washington, 17-0.

SHOTPUT

12 Qualify For Final

1. Pauletto (Central Michigan), 63-1/2; 2. Stover (Oregon), 62-11; 3. Lauf (UCLA), 62-8; 4. Feuerbach (San Jose St.), 62-6; 5. Marks (Southern Illinois), 62-09/4; 6. Nilsson (BYU), 61-6/2; 7. Summers (Washington), 61-6/2; 8. Almstrom (Texas El Paso), 61-3/2; 9. Voorhees (Oregon), 61-2; 10. Braun (Wisconsin), 60-10/2; 11. Pyka (Maryland), 60-7; 12. Moore (Missouri), 60-5. Others included: 13. Coffman (Houston), 60-2; 16. D. Fuller (Long Beach St.), 58-1; 17. Goldsmith (Oregon), 57-10; 20. McKenzie (USC), 57-1/2.

LONG JUMP

12 Qualify For Final

1. Lofton (Stanford), 25-11; 2. McCain (LSU), 25-8 1/4; 3. Calhoun (Maryland), 25-7 1/2; 4. Ogungemi (Ohio U.), 25-4 3/4; 5. Myricks (Mississippi College), 25-4 1/4; 6. Nelson (Stanford), 25-4 1/2; 7. King (UC Irvine), 25-4 1/2; 8. Duvall (Wichita St.), 25-2 3/4; 9. Rock (Southern Illinois), 25-0 3/4; 10. Jackson (Arizona St.), 24-11 3/4; 11. Neal (Florida), 24-9 3/4; 12. Ivory (Maryland), 24-9 3/4. Others included: 14. Armour (San Diego St.), 24-7 3/4; 16. Taylor (Long Beach St.), 24-6; 20. Okoro (Oregon St.), 24-1 3/4; 24. Smith (Oregon St.), 23-10 1/4; 30. Halson (Washington St.), 23-4 1/4; 32. Eddings (California), 23-2 3/4; 34. Cole (San Jose St.), 22-5 3/4.

TRIPLE JUMP

Final

1. Livers (San Jose St.), 56-3 3/4 (meet record, old mark 55-3 3/4; Livers, 1977); 2. Banks (UCLA), 55-3; 3. Cannon (Indiana), 54-4 1/2; 4. Cooper (Villanova), 54-2 1/2; 5. Peters (Alabama), 54-1 1/4; 6. Campbell (Washington St.), 54-0 3/4; 7. Lorraway (Southern Illinois), 53-11 3/4; 8. Marlow (California), 53-11 3/4; 9. Lowe (Georgia Tech), 52-10 3/4; 10. Hutchins (Texas El Paso), 52-4; 11. Ivory (Maryland), 52-0; Ageebaku (Missouri), did not compete.

DISCUS

12 Qualify For Final

1. Vorhees (Oregon), 199-7; 2. Gardenkranz (BYU), 195-6; 3. Walvik (Texas El Paso), 193-3; 4. Luckie (Florida), 190-3; 5. Baughman (Houston), 190-1; 6. Cooper (Florida St.), 187-2; 7. Gray (SMU), 186-1; 8. Genter (Tennessee), 185-5; 9. Cain (Alabama), 184-3; 10. Kovach (Northeastern), 183-9; 11. Elder (USC), 183-3; 12. McClain (Georgia Tech), 182-9. Others included: 15. Binley (UC Irvine), 181-4; 17. Schillinger (Oregon St.), 181-2; 18. D. Fuller (Long Beach St.), 178-8; 21. Ender (Fresno St.), 178-0; 25. Gummerson (San Jose St.), 170-6; 26. Kurrasch (USC), 170-0.

1. Venus (Texas), 237-11; v. Parisi (Western Michigan), 235-3; 10. Larenzi (Washington St.), 234-7; 11. Moulder (Baylor), 234-6; 12. DeChicchio (South Carolina), 233-11. Others included—20. Morley (Fresno St.), 197-6.

JAVELIN

Final

1. Roggy (Southern Illinois), 283-9; 2. Ralph (Clemson), 263-4; 3. Atwood (Washington), 261-8; 4. Sinclair (Washington), 255-1; 5. Olsen (Tennessee), 249-1; 6. Parisi (Western Michigan), 248-4; 7. Meyer (Princeton), 246-8; 8. Lorenzen (Washington St.), 239-10; 9. Moulder (Baylor), 226-11; 10. DeChicchio (South Carolina), 226-2; 11. Perbeck (Kansas St.), 225-5; 12. Lyons (Texas), 217-5.

DECATHLON

100—Schnur (Cincinnati), 10.82 (849); Bardales (UC Irvine), 10.88 (834); Palles (Mississippi St.), 10.89 (831); Hale (Fisk), 11.03 (797); Steiner (BYU), 11.17 (763); Harris (UC Santa Barbara), 11.19 (759); Larsson (Oregon St.), 11.21 (754); Wheeler (UCLA), 11.51 (685).

LONG JUMP—Steiner, 23-4 (842); Schnur, 23-0 (822); Hale, 22-4 1/4 (780); Larsson, 21-10 1/2 (751); Palles, 21-10 1/4 (748); Bardales, 21-9 (742); Harris, 21-7 3/4 (736); Wheeler, 21-4 1/4 (717).

SHOTPUT—Steiner, 49-9 3/4 (799); Palles, 44-9 (705); Larsson, 44-7 3/4 (703); Hale, 43-7 1/4 (683); Bardales, 40-11 (630); Schnur, 40-7 1/2 (624); Harris, 38-8 1/4 (585); Wheeler, 35-9 1/2.

HIGH JUMP—Palles, 6-10 1/2 (934); Larsson and Schnur, 6-5 1/2 (831); Wheeler and Harris, 6-4 1/2 (804); Hale, 6-3 1/4 (725); Steiner and Bardales, 6-2 (751).

400 METERS—Allen (Washington St.), 48.29 (884); Palles, 48.39 (880); Schnur, 48.68 (866); Hale, 48.77 (862); Harris, 49.07 (848); Bardales, 49.13 (845); Steiner, 49.75 (816); Wheeler, 51.20 (753); Larsson, 51.95 (721).

110HH—Canfield (California) and Morey (Penn), 14.3 (926 points); Bardales (UC Irvine), 14.4 (914); Hale (Fisk), 14.5 (903); Steiner (BYU) and Harris (UC Santa Barbara), 14.8 (870); Wheeler (UCLA), 15.0 (848); Palles (Mississippi St.), 15.2 (827); Larsson (Oregon St.), 15.3 (817).

DISCUS—Jacobs (Arizona), 149-2 (790); Palles, 148-5 (786); Steiner, 147-1 (778); Bardales, 137-10 (725); Larsson, 134-9 (707); Morey, 130-4 (680); Hale, 129-11 (678); Wheeler, 120-3 (618); Harris, 110-2 (553).

POLE VAULT—Bardales, 15-5 (981); Hale, Larsson and Palles, 14-5 1/4 (909); Steiner, 14-1 1/4 (884); Harris and Morey, 13-9 1/2 (859); Wheeler, 13-5 1/2 (832).


JAVELIN—Bardales, 233-11 (894); Larsson, 206-10 (798); Hale, 194-0 (751); Wheeler, 193-0 (747); Steiner, 182-10 (708); Harris, 173-5 (671); Palles, 167-1 (645); Morey, 143-7 (546).

1,500—Baker (Principia), 4:07.3 (757) (meet record for decathlon, old mark, 4:10.4; Baker, 1977); Wheeler, 4:14.5 (700); Harris, 4:16.5 (685); Bardales, 4:22.1 (644); Larsson, 4:22.8 (639); Palles, 4:25.3 (622); Morey, 4:32.5 (573); Hale, 4:36.3 (548); Steiner, 4:39.5 (527).

FINAL SCORES—1. Bardales, 8,007 (4,205 on second day, meet record, old mark, 4,011; Bardales, 1977); 2. Palles, 7,935; 3. Steiner, 7,783; 4. Hale, 7,682; 5. Larsson, 7,677; 5. Larsson, 7,677; 6. Morey, 7,588. Others included: 10. Harris, 7,416; 14. Wheeler, 7,276.

FINAL TEAM SCORES

USC 59; UCLA and Texas El Paso 50; Oregon 40; Auburn 36; UC Irvine 28; BYU 27; Villanova 26; Washington St. and Maryland 25; Oklahoma 22; Washington 21; Alabama 18; Providence, Southern Illinois and Kansas 16; San Jose St. and Tennessee 14; Stanford, Fairleigh Dickinson and Arkansas St. 10. Others included—Long Beach St. 2.



by Steve Wolters

SHAWN "Woodstock" SMALLWOOD:
 Age 15; height 5-9; weight 130 pounds.
 Best Marks: 440-57.7(77), 880-2:09(78), 1500-4:11.3(78)(National Record), mile-4:30.8(78), 2 mile-9:45(78), 3 mile cross country-15:02(77), 6 mile road race-32:28(78).

Shawn Smallwood attends Corcoran High School and is the latest in a series of good distance runners coached by Jess Arriaga. Of this series Shawn seems to shine the brightest. Only a freshman now, Shawn already has some major accomplishments under his belt. His most recent blaze of glory was in capturing the national record for 14 year olds at 1500 meters, only 5 days before his 15th birthday (4:11.3).

He holds school records in the mile at Albert Einstien Junior High in Sacramento (7th grade), Valley Oak Junior High in Visalia (7th grade), John Muir Junior High (8th grade), and Corcoran High School (frosch-soph). His 8th grade record 4:36.9, is also the San Joaquin Valley record for 12&13 year olds. His favorite event is the mile.

Earlier this year he made his presence known in cross country. His 2nd place in League, 7th in Area, and 8th in

Shawn Smallwood


the C.I.F. Central Section Championships highlighted his first high school season. During the winter he recorded a 32:28 road 6 mile, 3 seconds under the national track record for that distance.

Shawn trains year round, but loves to race most of all. He prefers to race 1 or 2 times a week, but realizes that too much racing doesn't lend itself to optimal training.

His daily routine includes a warm-up of 1 mile of jogging intersperced with stretching, striding, and various strength exercises. Next comes hill sprints, usually 15-20 at varying degrees of difficulty. He also takes a multi-vitamin and gets at least eight hours of sleep each night.

His training consists of a delicate mixture of endurance and speed work. On a base of total endurance work in the summer, he gradually works in more speed till he is doing nearly all speed toward the end of the season. Even speed workouts include a 4 mile run prior to the track work. Each week is balanced between hard and easy days.

In races, Shawn faces each opponet with a style designed to beat that opponet. He studies the way other runners race and determines from that how to race. Strategy is a key part of each race.



Among other things, Shawn plays in the school band and is an honor student. He enjoys many other sports including bow hunting at which he excells. Track meets have a dual attraction for Shawn. He enjoys meeting the other runners when he's not getting down to the business of running.

Shawn has no set plans for further education. He's just a freshman, but he is looking at Stanford out the corner of his eye. He is currently interested in a career in environmental science.

Although Shawn ended this season on a disappointing note, his strong determination and confidence are sure to bring him back stronger than ever next year. He hopes to place in the Valley Meet and eventually State. His long range goals include a sub 4 minute mile and a berth on the U.S. Olympic Team.

Central California MARATHON

November 11, 1978

FRESNO, CALIFORNIA

For more information and entry blanks write:

Gordon Keller
 8811 East Herndon
 Clovis, CA 93612

Junior High (8th grade), and Corcoran High School (fresh-soph). His 8th grade record 4:36.9, is also the San Joaquin Valley record for 12&13 year olds. His favorite event is the mile.

Earlier this year he made his presence known in cross country. His 2nd place in League, 7th in Area, and 8th in

between hard and easy days.

In races, Shawn faces each opponnet with a style designed to beat that opponnet. He studies the way other runners race and determines from that how to race. Strategy is a key part of each race.

A.I.A.W.

WOW! California girls really cooked at the 1978 AIAW National Track Championships held at the University of Tennessee, May 25-27. Cal State Northridge rolled up 57 points to 47 for defending champion UCLA. Cal State Los Angeles was third with 43. Cal State Hayward was 10th with 20 and University of Southern California 12th at 17 points.

Team champions Northridge's first places were in the 800 with Kathy Weston (2:05.6) and the 4x800 relay team which set a meet record of 8:33.5 with the following members: Romesser 2:07.1, Antoniewicz 2:11.3, Costello 2:11.6, Weston 2:03.6. Add to these first place points a second and third in the 5,000 they had a good chunk of points racked up.

Evelyn Ashford of UCLA scored a first and a second (200 & 100) as did Cal State Los Angeles' Rosalyn Bryant in the 400 & 200. Bruin Modupe Oshikoya upset Matador Jodi Anderson in the long jump and took her meet record, besides. Anderson finished third.

Southern Cal's Patty van Wolvelaere broke a women's American record. Her 13.14 time in the 100-meter hurdles bettered her own mark of 13.21 set three weeks earlier.

FINALS

800—1. Weston (CS Northridge), 2:05.6; 2. Ballenger (Colorado), 2:06.0; 3. Vetter (Iowa St.), 2:06.5. Others included: 5. Romesser (CSN), 2:08.7; 7. Costello (CSN), 2:11.3.

5,000—1. Mills (Penn St.), 15:35.2 (world, American and meet record, old world and American mark, 15:37.0, Jan Merrill, 1977; old meet mark, 16:13.9, Brenda Webb, Tennessee, 1977; Mills also set world record for three miles, old, 15:07.7, Merrill); 2. Brown (CSN), 15:59.9; 3. Kinsey (CSN), 16:00.4. Others included: 9. Robertson (CSN), 17:17.6.

100 HURDLES—1. Van Wolvelaere (USC), 13.14 (American and meet record, old American mark, 13.21, Van Wolvelaere, 1978; old meet mark, 13.4, Van Wolvelaere, 1977); 2. Oshikoya (UCLA), 13.49; 3. Hightower (Ohio St.), 13.50. Others included: 6. McMillin (USC), 13.62.

100 METERS—1. Hodges (Texas Woman's U.), 11.18 (meet record, old mark, 11.32, Evelyn Ashford, UCLA, 1977); 2. Ashford (UCLA), 11.42; 3. Calmese (Kansas), 11.58. Others included: 4. Douglas (USC), 11.75; Lynch (Long Beach St.) pulled up at 85 meters (hamstring pull).

200—1. Ashford (UCLA), 22.91 (meet record, old mark, 23.0, Ashford, 1977); 2. Bryant (CS Los Angeles), 23.33; 3. Young (D.C. University), 23.54. Others included: 8. Mills (CSLA), 24.45.

400—1. Bryant (CSLA), 50.93 (meet record, old mark, 51.53, Bryant, in prelims); 2. Ford (Long Island), 52.07; 3. Jackson (Prairie View A&M), 52.12. Others included: 6. Rich (CSLA), 53.46.

1,500—1. Vetter (Iowa St.), 4:16.1; 2. Pearson (Texas El Paso), 4:17.3; 3. Ennis (Monclair St.), 4:20.0.

3,000—1. Mills (Penn St.), 9:08.9 (meet record), old mark, 9:26.5, Julie Brown, CS Northridge, 1977); 2. Banks (Penn St.), 9:19.0; 3. Goodall (Duke), 9:19.3. Others included: 4. Kinsey (CSN), 9:29.3; 5. Shea (North Carolina St.), 9:29.3.

400 HURDLES—1. Esser (Iowa St.), 57.85 (meet record, old mark, 58.5, Esser, 1977); 2. Waddy (Arizona St.), 58.62; 3. Winlock (CS Hayward), 58.70.

400 RELAY—1. Arizona St. (Crawford, Waddy, Calhoun, Boyer), 45.40; 2. Texas Woman's U., 45.41; 3. CS Los Angeles, 45.60. Others included: 4. CS Northridge, 45.72; 5. USC, 45.78; 9. UCLA, 46.79.

1,600 RELAY—1. Prairie View A&M (Melrose, Kelly, Dudley, Jackson), 3:34.9 (meet record, old mark, 3:40.4,

800 MEDLEY RELAY—1. CS Los Angeles (Milan, Mills, Bryant, Rich), 1:37.29 (American and meet record, old American mark, 1:38.23, Prairie View A&M, 1978; old meet mark, 1:39.55, Prairie View A&M, in prelims); 2. Prairie View A&M, 1:37.78; 3. UCLA, 1:39.74. Others included: 8. CS Northridge, 1:48.25.

LONG JUMP—1. Oshikoya (UCLA), 21-6¼ (meet record, old mark, 21-6, Jodi Anderson, CSN, 1977); 2. Griffith (Adelphi), 21-2¾; 3. Anderson (CSN), 21-2. Others included: 5. Walker (Long Beach St.), 19-8¾; 9. McMillin (USC), 19-3¼; 11. Mills (CSLA), 18-3; 12. Moran (CSN), 17-8½.

DISCUS—1. Stalman (Texas El Paso), 179-9; 2. Halst (Tennessee), 176-3½; 3. Griffin (Seattle Pacific), 163-4. Others included: 6. Marshall (CSN), 150-1¼.

Prairie View, 1978); 2. CS Los Angeles, 3:38.5; 3. CS Northridge, 3:39.1. Others included: 6. UCLA, 3:40.5.

3,200 RELAY—1. CS Northridge (Romesser, Antoniewicz, Costello, Weston), 8:33.5 (American and meet record, old American mark, 8:34.4, Los Angeles TC, 1976; old meet mark, first time event run); 2. Iowa St., 8:35.4; 3. Penn St., 8:41.1. Others included: 4. CS Los Angeles, 8:46.2.

SHOTPUT—1. Smith (UTEP), 59-9½; 2. Devine (Emporia St.), 57-4¼; 3. Van Pely (Washington), 49-1½. Others included: 4. Dole (LBS), 49-0½.

HIGH JUMP—1. Ritter (Texas Women's U.), 6-1½ (equals meet record, Ritter, 1977); 2. Glrven (Maryland), 6-1½; 3. Spencer (Seattle Pacific), 6-0½. Others included: 10. Simon (LBS), 5-7; Huntley (LBS), scratched (hamstring pull).

JAVELIN—1. Sullnski (CS Hayward), 173-1; 2. Wilkinson (Arizona St.), 170-0; 3. O'Carrol (Rutgers), 156-11. Others included: 4. Camarigg (LBS), 153-5; 11. Van Benthem (USC), 133-10.

PENTATHLON—1. Zambryzcki (BYU), 4,279 (meet record, old mark, 4,092, Collins, Arizona St., 1977); 2. Cornelius (Texas A&M), 4,05.2; 3. Collins (Arizona St.), 4,008. Others included: 5. Russell (UC Santa Barbara), 3,872; Kinimaka (CSN), 3,670.

FINAL TEAM SCORES—CS Northridge 57; UCLA 47; CS Los Angeles 43; Arizona St. 41; Iowa St. 39; Penn St. 34; Texas Woman's U. 33; Prairie View A&M 32; Texas El Paso 28; CS Hayward 20; Seattle Pacific 18; USC 17.

For more information and entry blanks write:

Gordon Keller
8811 East Herndon
Clovis, CA 93612




photo by Bill Leung, Jr.

KATHY WESTON

TRAINING & TECHNIQUE

Warm-up

by VERN GAMBETTA

Scientific studies done on the effects, positive or negative, of warm-up have been basically inconclusive. This article reflects my belief that proper warm-up is beneficial in preparation for athletic performance. This opinion is based on observation of athletes at all levels of competition, my personal experience as a coach and athlete, and physiological research.

WHY WARM UP?

It is necessary to warm up both for workouts and competition. The warm-up should be a gradual preparation of the body to respond to the stress that will be placed upon it in the workout or competition. General consensus seems to be that a well-prepared body is less prone to injury to muscles and related tissue and is capable of a much higher level of performance.

In performing a track or field event, the body is being asked to perform at a level above rest. An analogy would be turning on the ignition in a car engine and immediately pushing the gas pedal to

PRINCIPLES OF WARM-UP

The following principles of warm-up are based on evidence gathered by deVries and presented in his *Physiology of Exercise for Physical Education and Athletics* pp. 452-453.

- 1) Warm-up that raises muscle and body temperature can improve athletic performance.
- 2) Specific warm-up is better so that a practice effect can be achieved.
- 3) Warm-up helps prevent muscle soreness.
- 4) Warm-up should be designed for each individual and for each individual's event.
- 5) Overload warm-up is important in events where neuromuscular coordination is of prime importance. Example: throws and jumps.
- 6) The effect of warm-up will last from 45 to 80 minutes.

PSYCHOLOGICAL ASPECTS

in competition, importance of competition, weather, time of the training year, time available for warm-up and the individual's likes and dislikes concerning warm-up.

General Warm-Up: The general warm-up will not vary much in any of the previously mentioned conditions. It is begun by walking, slow jogging, and then easy running. This will elevate the heart rate and stimulate circulation to the working muscles. This should be followed by light calisthenic exercises for several minutes, consisting of light skipping, arm and leg swinging, and trunk rotation. After the exercises, the athlete should do some static stretching exercises. Place special emphasis on any area where there is an unusual tightness. The general warm-up should be concluded with 4-8 acceleration strides from 80-100m in length. At this point the athlete should be ready to begin the specific warm-up.

Specific Warm-Up: The specific warm-up consists of performing drills related to the event or various portions of the event. How many throws, jumps, or runs? How intense? There is a fine line between being psychologically and physically ready and being overwarmed up.

How many times has an athlete said, "I threw 230 feet warming up but only 215 in the meet," or "I jumped 7-0 feet in warm-up but only 6-8 in the meet." This indicates two things: the athlete overwarmed up and left the best performance there or the ever-present psychological factor that the athlete was

should go out of blocks without sweats two or three times over at least three hurdles. The sprinter should take three to five maximum effort starts out of blocks as well as several 30m-60m sprints at maximum speed. The key is that the specific warm-up be done at an intensity at or near that which the performer will encounter in that competition or workout.

Level of Experience: The level of experience should have a definite bearing on the warm-up. The less experienced athlete will tend to warm up longer and include more extraneous activities. As the athlete gains more experience, he/she will develop a set warm-up routine that has become effective.

Competition or Workout: Practice warm-up tends to be longer and more involved, the competition warm-up, shorter and more intense. In competition psychological readiness assumes more importance and helps to prepare the body for activity.

Time of Training Year: In early season, the time of less important competitions, the athlete can afford a longer, more involved warm-up. This is the time to experiment and determine the best routine for each individual. Experiment with different patterns of warm-up: i.e. more throws, more jumps, more sprints, a shorter warm-up, etc.

Weather Conditions: A general rule is, the colder the weather, the more thorough the warm-up. Keep sweats on longer or wear an extra pair of sweats. Rain sweats are often very helpful in retaining body warmth. It is also very important to put sweats on between throws or jumps to keep the muscles warm. In warm or hot weather, do not be fooled by the outward sensation of body heat. A good warm-up is just as important. In very hot weather, stretch in the shade, if possible, to avoid undue exposure to the sun.

Time Available: Each individual should learn how to warm up under different combinations of available time. A problem that often proves the undoing of many inexperienced competitors is the amount of time the athlete must wait

It is necessary to warm up both for workouts and competition. The warm-up should be a gradual preparation of the body to respond to the stress that will be placed upon it in the workout or competition. General consensus seems to be that a well-prepared body is less prone to injury to muscles and related tissue and is capable of a much higher level of performance.

In performing a track or field event, the body is being asked to perform at a level above rest. An analogy would be turning on the ignition in a car engine and immediately pushing the gas pedal to the floor. We know that in all probability the car would stall. It makes more sense to gradually apply pressure to the gas and elevate the rpm's until the car is ready to be put in gear. The body operates in much the same manner. The level of activity must be gradually increased in order to stimulate the nervous system which in turn will raise the metabolic rate to a higher level of activity.

Physiologically in the warm-up, the heart rate rises. Arteries and capillaries are opened, thus increasing the volume of blood flow to the muscles which deliver the necessary nutrients. This in turn activates the nervous system to remove the metabolic wastes from the muscles.

What happens to the body if it has an insufficient warm-up? The circulatory system cannot supply the needed oxygen in time. This has a two-fold effect: Firstly, the earliest stored fuels must be used sooner in the activity than desirable and the waste material of metabolism is not quickly removed. Both these situations can cause the athlete to feel sluggish and fatigued when beginning the activity.

The second effect of an improper warm-up is the high potential for injury to muscles and tendons. Due to the lack of preparation for the explosive nature of the event(s) at the very least there will be increased muscular soreness.

In summary, the warm-up should be a gradual transition from the resting to the working or competitive state.

- 5) Overload warm-up is important in events where neuromuscular coordination is of prime importance. Example: throws and jumps.
- 6) The effect of warm-up will last from 45 to 80 minutes.

PSYCHOLOGICAL ASPECTS

The psychological aspects of warm-up are almost as important as the physiological benefits. Studies have shown that those who believe warm-up will be evective benefit from it more than those who do not believe in it. With this in mind, the warm-up should be suited to each athlete's likes and dislikes.

Psychologically, a proper warm-up can enhance the feeling of being "ready" for the competition. It can also serve as a tension control — through a well planned warm-up, the athlete can more easily relax and channel the nervous energy into the competition.

The athlete should especially guard against the warm-up becoming too much of a ritual. He/she should be flexible in adjusting to changing conditions. Being too upset by a break in the usual routine can negatively affect performance.

HOW SHOULD THE ATHLETE WARM UP?

Regardless of the event, the athlete's warm-up should consist of two phases: 1) the general warm-up and 2) the specific warm-up. What occurs in the later will depend on various factors: the athlete's event(s), level of experience, competition or practice, number of events

Specific warm-up consists of performing drills related to the event or various portions of the event. How many throws, jumps, or runs? How intense? There is a fine line between being psychologically and physically ready and being overwarmed up.

How many times has an athlete said, "I threw 230 feet warming up but only 215 in the meet," or "I jumped 7-0 feet in warm-up but only 6-8 in the meet." This indicates two things: the athlete overwarmed up and left the best performance there or the ever-present psychological factor that the athlete was relaxed in warm-up but tense in competition.

It is important that the athlete learn the number of throws, jumps or runs in a warm-up that are necessary to produce a top competitive effort. For example, if a long jumper's best jump always comes on the first jump, then that jumper should not take warm-up jumps and preserve the effort for competition. If it takes eight jumps, the athlete should take two or three jumps in warm-up to insure that the best effort will come in a meet.

It has been my observation that field event athletes tend to overwarm up in the specific warm-up and neglect the general warm-up. On the other hand, most runner and hurdlers do not seem to emphasize the specific warm-up enough. They do not take enough runs at or near race pace or enough starts out of blocks or over hurdles.

FACTORS AFFECTING SPECIFIC WARM-UP

The Athlete's Events: Obviously the specific warm-up will be quite different for a runner, jumper, or thrower. The key to remember is that the warm-up has to be specific to the event. The thrower should throw, the jumper should jump, the sprinter should sprint. The hurdler

rain sweats are often very helpful in retaining body warmth. It is also very important to put sweats on between throws or jumps to keep the muscles warm. In warm or hot weather, do not be fooled by the outward sensation of body heat. A good warm-up is just as important. In very hot weather, stretch in the shade, if possible, to avoid undue exposure to the sun.

Time Available: Each individual should learn how to warm up under different combinations of available time. A problem that often proves the undoing of many inexperienced competitors is the amount of time the athlete must wait from the conclusion of warm-up to actual competition. This is very common in large, important competitions. The athlete must learn to psychologically and physically deal with this situation. I have had athletes familiarize themselves with this by simulating the situation in workouts. At the conclusion of the warm-up, I have the athletes sit for 8-10 minutes, as is often done, and then have them walk to the other side of the track to begin the workouts. During this time I encourage them to be active, Stretching and jogging where possible. I think the most important factor is to be psychologically ready for this situation.

Competing in More Than One Even Event: The warm-up for the first event should be the most thorough. At the conclusion of the first event, if it is a run, an immediate cooldown to remove metabolic waste is very important. The second warm-up should be shorter. Sometimes a good rubdown, if available, is valuable in recovery from the first event.

Another aspect of this situation is the large number of flights in the jumps or throws. There is often a great deal of time separating the initial warm-up and the actual competitive throws or jumps. In order to prepare for this condition, the athlete should occasionally duplicate it in workout.

COOLDOWN

Cooldown has the opposite effect of the warm-up. The purpose of the cooldown is to gradually bring the body down from a high to a normal level of activity. By gradually cooling down, the metabolic wastes are removed from the body and residual soreness and stiffness in the next workout is reduced.

The cooldown should be the reverse of the warm-up, consisting first of light, relaxed striding, stretching, and easy jogging followed by walking. It has been my observation that few athletes cool-down enough. It is common to see an athlete finish a workout and to into the shower or lay down. This is a very bad habit because it can lead to stiffness and soreness in the next workout or competition. Each athlete has to be convinced that ten minutes of cool-down will enhance the positive effects of the previous physical activity.

BIBLIOGRAPHY

deVries, Herbert A., *Physiology of Exercise for Physical Education and Athletics*, Second Edition, William C. Brown Company, Dubuque, Iowa, 1974.

Tenke, Zoltan, and Andy Higgins, *The Handbook for Warm-Up and Preparation*, Canadian Track & Field Association, 1977.

Vanek, Miroslav, and Bryant Cratty, *Psychology and the Superior Athlete*, The Macmillan Company, London, 1970.

Track ?

by
MIKE LENNEMANN

Five readers submitted perfect puzzles from last issue's "Track Teaser." Those who found all 20 members of world record relay teams hidden in the word scramble were: Bob Womack of Fresno, Paul Cross of Oildale, Marty Dobbins of Baton Rouge, Louisiana, Joyce Russell of Studio City, and Donn Kirk of Los Altos. The drawing between the winners found Paul Cross as the recipient of the free one year subscription renewal and track related gift.

Here are the correct answers: 4x100= Collins, Riddick, Wiley, Williams; 4x200= Andrews, Sanford, Mullins, Edwards; 4x400= Matthews, Freeman, James, Evans; 4x800= Kinder, Adams, Bogatzki, Kemper; 4x1500= Wessinghage, Hudak, Lederer, Fleschen.

Here's this month's puzzle. How many 1978 AAU Track Champions (senior men) can you find hidden in the letter scramble? This has got to be the easiest puzzle yet - everyone has a chance to win a free subscription or renewal and a track related gift(book, poster, etc.). Send your completed puzzle before July 30, 1978. In case of a tie a drawing between the winners will decide who gets the prize.

R I P L E Y T R A C K L
A S J A V R E K L A W M
A S S C U L L Y D M A W
U A K E V M L J F R A I
N R R P N L O E S L M L
E E A O I O U H C A I K
H J P H G E T U H Q L I
E D W A R D S S U K D N
M R O B I N S O N J I S
I A A M V C R M E N S B
A C H H O I C H A M P S
H C A T N O S N I B O R
S T T U B E R E N D T I

T
e
a
s
e
r

HUMBOLDT STATE UNIVERSITY

4th Annual Steeplechase & Cross Country Workshop

AUGUST 6-11 & 13-18, 1978

OPEN TO BOYS AND GIRLS AGES 14 to 90

RUN IN THE COOL CLIMATE OF HUMBOLDT COUNTY WITH BEACHES' REDWOOD TRAILS AND HILLS

Train under the direction of Jim Hunt, cross country and track coach at Humboldt State University; with expert counselors headed by Gary Tuttle and Jackie Hansen.

Jim Hunt is a successful and well-known distance running coach. He is a frequent speaker at clinics and workshops around the country. His Lumberjack cross country teams at Humboldt State have placed second in the NCAA III Cross Country Championships the past two seasons.

Gary Tuttle and Jackie Hansen are both former AAU National Marathon champions and are both current international class distance runners.

For more information and registration forms write to:

Continuing Education
Humboldt State University
Arcata, CA 95521
phone: (707) 826-3711



100 METER DASH

10.07	Clancy Edwards(USC)
10.1	Steve Brodi (CSUN)
10.16	Joe Siai Siai(CPSLO)
10.16	Guy Abrahams(Tobias)
10.2	Mike Kirtman(SJSU)
10.2	Victor Trapps(UNLV)
10.2	Greg James(CSUN)
10.2	Marty Krulee(SDS)
10.21	Eddie Hart(BAS)
10.27	Rickie Jackson(CSULB)
10.3	Russell Royston(UCI)
10.3	LaMonte King(UCI)
10.3	James Lofton(Stanford)
10.3	Sam Turner(CSULA)
10.3	Billy Mullins(USC)
10.32w	Greg Foster(UCLA)
10.33	Mike Farmer(UCB)
10.33	LeNorris Marshall(un)
10.34	Kevin Williams(USC)
10.35	Joel Andrews(USC)
10.4	Kevin Cole(SJS)
10.4	Marcus Washington(SJS)
10.4	Chester Hart(CSULA)
10.4	Ron Whitacker(SJS)
10.5	Rodney Grace(CSULB)
10.5	Bart Williams(CPSLO)
10.5	Ridgway Robinson(CSULB)
10.5	Nelson(Stanford)
10.5	Michael Patrick(SDS)
10.54	Ken Sam (BSU)
10.59	James Douglas(CPSLO)

TOP MARKS 1978 4-YR

Send all additions, corrections and results to California
Track News, 1717 South Chestnut, Fresno, CA 93702

400 METER DASH

45.03	William Mullins(USC)	1:48.5	David Omwansa(USC)	3:50.5	Colin Mitchell(CSULB)
45.15	Maxie Parks(AIA)	1:48.5	Odie Huffman(CSULB)	3:51.0	Rayfield Beaton(USC)
45.21	Adrian Rodgers(Tobias)	1:48.7	Gary Sievers(AIA)	3:51.5	Ralph Serna(UCI)
45.6	Brian Saunders(CSULB)	1:48.8	Rob Casselman(PCC)	3:51.7	Carlson(CP-Pom)
45.87	Hubert Beasley(CSULB)	1:48.8	Mark Schilling(Puma)	3:51.9	Bryan Foley(FPTC)
45.91	Don Thompson(UCLA)	1:48.9	Andy Clifford(UCB)	3:52.0	Byron Elliott(SDS)
45.99	Marlin Rochee(SJS)	1:49.0	Benny Brown(AIA)	3:52.7	Tim Earle(Westmont)
		1:49.4	Walters (USC)		
		1:49.5	Leonard Ledet(CSULB)		


3,000 METER STEEPLECHASE

8:38.4	Bill McCullough(SMTC)
8:41.2	Ed Ahlmeyer(UCI)
8:47.0	Dave Daniels (UCI)
8:48.0	Bob McLeod(SMTC)
8:48.5	Don Timm(AIA)
8:52.96	Bill St. John(SDS)
8:53.6	Mike LeBold(UCSB)
8:56.0	Shawn James(UCLA)
8:56.3	Paul Heide(HSU)
9:00.3	Rich McCandless(CSULB)
9:00.5	Jack Reime(SJS)
9:01.3	Emil Magallanes(Boise St)
9:03.5	Bill Gail(Stanford)
9:04.2	John Breneman(CSUN)
9:05.8	Hal Schultz(UCB)
9:06.6	Lance Packer(CSUN)
9:06.7	Mike Cour(SDTC)
9:06.9	Henry Perez(USC)
9:09.1	Haldeman(Stanford)
9:11.6	Jeff Small(CPSLO)
9:13.6	George Aguirre(FSU)
9:14.4	Rich Langford(FSU)
9:15.1	Terry Bauer(CPSLO)
9:15.9	Emboday(CSUH)
9:16.2	Mike Lohman(DTC)
9:16.4	Howard Burgess(Macc)
9:17.8	John Koningh(UCI)





GREG WOEPSE



DENNIS MORLEY



KEITH TAYLOR

200 METER DASH

20.0	Clancy Edwards(USC)
20.24	James Sanford(USC)
20.40	Greg Poster(UCLA)
20.46	James Gilkes(Tobias)
20.5	Bart Williams(CPSLO)
20.5	Don Quarrie(Tobias)
20.5	James Lofton(Stanford)
20.5	William Mullins(USC)
20.52	Millard Hampton(Ali)
20.6	Greg Poster(UCLA)
20.6	Joe Siai Siai(CPSLO)
20.61	LaMonte King(UCI)
20.78	Wardell Gilbreath(AIA)
20.8	Farmer (UCB)
20.9	Sam Turner(CSULA)
20.9	Joel Andrews(USC)
20.9	Dedy Cooper(SJS)
20.92	Marty Krulee(SDS)
21.0	Mark Carley(FSU)
21.0	Jerry Jordan(Staters)
21.0	Rickie Jackson(CSULB)
21.01	Phil Pipersburg
21.03	James Ferry(SDS)
21.1	Mike Simmons(Tobias)
21.1	Hildria Newell(SDS)
21.16	LeNorris Marshall(un)
21.2	Nelson(Stanford)
21.2	Marlin Rochee(SJS)
21.2	Gordon Banks(Stanford)

46.03	Goldstone(UCLA)
46.07	James Sanford(USC)
46.1	Bart Williams(CPSLO)
46.3	Gerald Pete(CSULA)
46.31	Mark Enyeart(PCC)
46.36	Don Miller(CSULA)
46.4	James Lofton(Stanford)
46.9	Derrick Cox(CSULB)
46.9	Alan Sheats(Stanford)
47.0	Cliff West (BAS)
47.2	James King (un)
47.3	Darryl McGee (UCI)
47.3	Vernon Ferguson(WCJ)
47.39	Steve Conaway(CSULB)
47.4	Benny Myles(Macc)
47.4	William Hunt(Ariz)
47.4	Quentin Wheeler(UCB)
47.5	Randy Benson(PCTC)
47.5	Mike Bartlett(CPSLO)
47.7	Russell Harris(CPSLO)
47.7	Paul Desmet(SJS)
47.7	Henderson (Oxy)

800 METER RUN

1:45.5	James Robinson (ICAC)
1:46.0	Mike Boit(Tobias)
1:46.5	Rayfield Beaton (USC)
1:46.8	Conrad Suhr (UCLA)
1:47.5	Mark Enyeart(PCC)
1:47.6	Steve Scott(UCI)
1:48.1	Lloyd Johnson(USC)
1:48.5	Rick Brown(Tobias)

1:49.7	Sam Sawney (Oxy)
1:50.05	Brian Donohue (SDS)
1:50.2	Dave Marlow (CPSLO)
1:50.3	Zenas Moreno(BYU)
1:50.3	Brown (UCB)
1:50.5	Mike Bisbee(CSB)
1:50.5	G. Mejia (CSULA)
1:50.6	Malcolm Cleary(SMTC)
1:51.05	Dan Aldridge(CPSLO)

1500 METER RUN

3:37.6	Steve Scott(UCI)
3:39.5	David Omwansa(USC)
3:40.23	Jerald Jones(SMTC)
3:40.35	Ander Cliford(UCB)
3:40.67	Dan Aldridge(CPSLO)
3:42.5	Jeff Jirele(SMTC)
3:43.6	Armando Cedejas(CSULB)
3:44.6	Paul Cummings(PCC)
3:46.1	Lobsinger(Stanford)
3:46.3	Stan Ross(SJS)
3:48.7	Stillman(Stanford)
3:48.7	John Koningh(UCI)
3:48.8	Ron Cornell(CSULB)
3:48.9	Tom Colley(Oxy)
3:48.9	Brian Russell(UCLA)
3:49.5	Curtis Beck(UCLA)
3:49.6	Brian Hunsaker(SDS)
3:50.2	Damon Wood(UCB)
3:50.7	Larry Greer(UCI)

5,000 METER RUN

13:52.4	Duncan Macdonald(WVTC)
13:57.9	Thom Hunt(Ariz)
13:59.4	Jim Schankel(CPSLO)
14:04.0	Brian Hunsaker(SDS)
14:04.0	Gary Tuttle(Tobias)
14:05.36	Ed Ahlmeyer(UCI)
14:07.4	Tony Ramirez(FPTC)
14:08.01	Ralph Serna(UCI)
14:08.2	Gary Romesser(FPTC)
14:11.0	Roy Kissin(Stanford)
14:11.2	Armando Cedejas(CSULB)
14:12.8	Rich McCandless(CSULB)
14:12.8	Hal Schultz(UCB)
14:14.0	Ron Cornell(CSULB)
14:15.9	Dave Daniels(UCI)
14:17.4	Dave Babiracki(SFVTC)
14:17.5	Mike McGrath(UCD)
14:17.7	Bob Deis(FSU)
14:22.8	Mike LeBold(UCSB)
14:27.0	Stan Vernon(SMTC)
14:27.4	Ted Quintana(CSUH)
14:28.3	Mitch Kingery(CPSLO)
14:30.0	Mike McGrath(UCD)
14:31.9	Dan Aldridge(CPSLO)
14:32.1	David Schriver(UCI)
14:32.8	Tom Bryant(SMTC)
14:33.0	Dan Harvey(SJS)
14:33.9	Kerry Simons(SMTC)
14:34.1	Flint(CSUN)
14:34.5	Peters(Humb St)

10,000 METER RUN

29:12.3	Ron Kissin(Stanford)
29:33.0	Gary Romesser(FPTC)
29:54.2	Jim Schankel(CPSLO)
29:58.6	Kirk Pfeffer(Colo)
30:05.7	Ted Quintana(CSUH)
30:14.0	Mitch Kingery(CPSLO)
30:30.4	Bob Deis(FSU)
30:37	Bob Hayes(AIA)
30:46.2	Chris Speers(HSU)
30:46.4	Tom O'Neill(Stanford)
30:49.0	Van Horn(CSUS)
30:50.1	Mike Emry (UCD)
31:04.06	Rich McCandless(CSULB)
31:11.6	Robbie Bray(CPSLO)
31:30.6	Gerardo Canchola(UCSB)
31:38.5	Eric Gulve(Oxy)
31:46.9	Carl Smith(C.North)
31:55.4	Luis Arreola(CPSLO)

9:05.5	Bill Gail(Stanford)
9:04.2	John Breneman(CSUN)
9:05.8	Hal Schultz(UCB)
9:06.6	Lance Packer(CSUN)
9:06.7	Mike Cour(SDTC)
9:06.9	Henry Perez(USC)
9:09.1	Haldeman(Stanford)
9:11.6	Jeff Small(CPSLO)
9:13.6	George Aguirre(FSU)
9:14.4	Rich Langford(FSU)
9:15.1	Terry Bauer(CPSLO)
9:15.9	Emboly(CSUH)
9:16.2	Mike Lohman(DTC)
9:16.4	Howard Burgess(Macc)
9:17.8	John Koningh(UCI)

COLLEGE & OPEN MEN

32:03.2 Paul Cook (AIA)
 32:05.0 Bill Villa(Chap)
 32:05.5 Tom Edwards (UCSB)
 32:06 Gary Kohl (SDS)
 32:15 Bill Entz(BasinBlues)

110 METER HIGH HURDLES

13.22 Greg Foster(UCLA)
 13.43 Dedy Cooper(SJS)13.3w
 13.46 James Owens(UCLA)
 13.6 Chester Hart (CSULA)
 13.7 Joe Siai Siai(CPSLO)
 13.89 Mike Kirtman(SJS)13.7w
 13.9 Wilbur Gregory(UCI)
 13.9 Mark Carley(FSU)13.87w
 13.9 Mike Johnson(Tobias)
 13.95 Sam Turner(CSULA)
 13.97 Carl Florant(ICAC)
 14.0 Derek Liggons(Tobias)
 14.1 Tony Hicks(SDS)
 14.12 Walt Pratt(UCB)
 14.2 Ned Armour(SDS)
 14.2 Reynolds (SFS)
 14.2 Smith (UCB)
 14.3 Crittenden(un)
 14.34 George Carty(Macc)
 14.36 John Peterson(CSULB)
 14.4 John Roberts(WVTC)
 14.4 Margerum(Stanford)
 14.4 Kennedy(CLC)
 14.5 Rich Graybehl(USC)
 14.5 Greg Veatch(UCI)
 14.58 Delario Robinson(AATC)

400 METER INTERMEDIATES

49.18 Quentin Wheeler(un)
 49.31 Rich Graybehl(USC)
 49.44 Sam Turner(CSULA)
 49.63 Tom Andrews(Tobias)
 49.5 Bart Williams(CPSLO)
 49.98 James King(un)
 50.4 Walt Pratt(UCB)
 50.66 Wes Williams(AIA)
 50.69 Rob Cassleman(PCC)
 50.7 Mike Mince(FSU)
 50.92 Rick Walker(Tobias)
 50.93 Lindsay Guerrero(un)
 51.08 Phil Mills(un)
 51.2 Don Finley(SJS)
 51.23 Smith (UCB)
 51.37 Elvester Strong(CSB)
 51.46 McNeal (UCLA)
 51.68 Mark Webster(PCC)
 51.7 Dedy Cooper(SJS)
 51.73 Anthony Young(UCLA)
 51.8 Tim Chambers(UCI)
 52.1 Mike Bartlett(CPSLO)
 52.2 Tom Shellworth(Stanford)
 52.4 David Lizardi(CSULB)
 52.4 Tony Hicks(SDS)
 52.5 Guss (UCB)
 52.6 Tom Harris(UCSB)
 52.8 Dan Orr (Pom-Pit)

HIGH JUMP

7-6½ Dwight Stones(DO)
 7-5 Tom Woods(PCC)
 7-3½ Rory Kotinek(PCC)
 7-3 Dave Haber(CSUH)

7-2½ James Frazier(Ariz)
 7-2 Dwayne Joseph(UCLA)
 7-2 Reynaldo Brown(AIA)
 7-1 Ron Livers(SJS)
 7-1 Sly Prichett(SJS)
 7-0 1/8 Keith Nelson(SJS)
 7-0 Mark Wilson(BAS)
 7-0 Smith (USC)
 7-0 Tim Walker(USC)
 7-0 Joe Phillips(Chapman)
 7-0 Ron Horn(FSU)
 6-10½ George (CSULA)
 6-10½ Weeks (CLC)
 6-10½ Coleman (CSULA)
 6-10 Greg Kraft(CPSLO)
 6-10 Paul Underwood(Tobias)
 6-10 Paul Viggiano(CSULB)
 6-10 Hall (Oxy)
 6-10 Jason Meisler(un)
 6-10 Larry Wright(CSUH)
 6-10 Gil Jenkins(CSUH)
 6-10 Bret Bell (UCI)

POLE VAULT

18-8 3/4 Mike Tully(UCLA)
 18-3 Dan Ripley(PCC)
 18-0 Don Baird(un)
 17-8½ Steve Oravitz(Wash)
 17-6 Charlie Brown(UCLA)
 17-4 3/4 Greg Woepse(SJS)
 17-4 Tom Hintnaus(Ore)
 17-0 3/4 Raimo Eskola(CSULA)
 17-0 Craig Wilson(CSULB)

17-0 Steve Lawry(CSULB)
 16-11 Craig Robinson(CSULA)
 16-6½ Larry Hintz(UCB)
 16-6 Miro Zalar(un)
 16-6 Leo Linn(UCSB)
 16-6 Lizotte(WVTC)
 16-6 Bill Thilken(UCI)
 16-6 Doug Laz(un)
 16-0½ Billy Pierce(FSU)
 16-0 Stan Reyes(CPSLO)
 16-0 Keith Adams(un)
 16-0 Williams(BAS)
 16-0 Kevin Stevenson(UCB)
 16-0 Russ Rodgers(USC)
 16-0 Doug Bockmiller(SJS)
 16-0 Tori Lewis(UCB)
 16-0 Olsen(CSUH)

LONG JUMP

27-0 James Lofton(Stanford)
 26-11½ Arnie Robinson(SDSGS)
 26-10½ LaMonte King(UCI)
 26-7½ Charlton Ehizvelen(Macc)
 26-1 3/4 Randy Williams(Tobias)
 26-0½ Keith Taylor(CSULB)
 25-11 3/4 Larry Doubley(USC)
 25-6½ Stan Whitley(Macc)
 25-7 Ken Duncan(BAS)26-7w
 25-6½ Floyd Eddings(UCB)
 25-4½ Ned Armour(SDS)
 25-4½ Kevin Cole(SJS)
 25-2 Mike McRae(BAS)
 25-1 Anderson(WVTC)
 25-0½ Willie Banks(UCLA)
 24-10 Darrin Nelson(Stanford)
 24-9½ Dave Brown(SJS)
 24-7½ Greg McGee(AATC)
 24-5½ Rex White(SJS)
 24-4 3/4 Kevin Wilson(CSULB)24-5 3/4w
 24-4 3/4 Mark Givens(CSULB)
 24-4 3/4 Kent Namikas(Pom-Pit)
 24-4½ Alvin Spencer(CSULB)
 24-3½ Chuck Steffes(WVTC)
 24-3½ Scott Stauch(UCLA)
 24-3 Duncan(BAS)
 24-3 Chris DeFrance(ASU)



SIERRA PINES



14.5
14.5
14.58

Rich Graybehl(USC)
Greg Veatch(UCI)
Delario Robinson(AATC)

7-6½
7-5
7-3½
7-3

Dwight Stones(DO)
Tom Woods(PCG)
Rory Kotinek(PCC)
Dave Haber(CSUH)

17-4 3/4
17-4
17-0 3/4
17-0

Greg Woepse(SJS)
Tom Hintnaus(Ore)
Raimo Eskola(CSULA)
Craig Wilson(CSULB)

24-3

Chris DeFrance(ASU)



SIERRA PINES 40 MILE RELAY

"THE GREAT TAHOE RELAY REPLACEMENT"



SATURDAY, AUGUST 12, 1978.

THE COURSE

Start and finish at the Pines Village, Bass Lake, California--one hour from Fresno.

The race goes three times around the lake. A 7½ mile leg (fairly flat and shady) and a 5½ mile leg (hilly and sunny) completes once around. Repeat for a total of three times around.

Six person teams.

THE DIVISIONS

- 1) Open Men
- 2) Women
- 3) Junior Boys
- 4) Junior Girls
- 5) Masters Men (40+)
- 6) Pick-up Teams

**ALL TEAMS MUST BE PRE-ENTERED
ABSOLUTELY NO POST ENTRIES WILL BE ACCEPTED
MONDAY, AUGUST 7, 1978 IS THE DEADLINE**

For an entry blank, map of the course, directions, and a list of campgrounds, send your request, along with a stamped self-addressed envelope, to the meet director:

Darrel Cox
314 Homsy Avenue
Fresno, California 93727
Phone: (209) 255-4041



DEDY COOPER

TRIPLE JUMP

56-5 $\frac{1}{2}$	James Butts(AIA)
56-3 $\frac{1}{4}$	Ron Livers(SJS)
55-11 $\frac{1}{4}$	Willie Banks(UCLA)
54-5 $\frac{3}{4}$	Rayfield Dupree(Macc)
54-3 $\frac{1}{4}$	Mike Marlow(BAS)
53-8	Keith Taylor(CSULB)53-11w
53-4 $\frac{1}{2}$	Chris DeFrance(ASU)
53-3 $\frac{1}{4}$	Milan Tiff(Tobias)
52-11 $\frac{1}{2}$	Doug Garner(CSUH)
52-9	Larry Johnson(SJS)
52-7 $\frac{3}{4}$	Greg Caldwell(un)
52-3 $\frac{1}{4}$	Ed Tate(CPSLO)
51-5	Chip Benson(UCLA)
51-4 $\frac{1}{2}$	Gerald Halcomb(CSULB)
51-3	Harry Freeman(SJStars)
51-3	Carey Tyler(Biola)
51-1 $\frac{1}{4}$	Enrique Scott(AATC)
51-0	Greg McGee(AATC)
50-11 $\frac{1}{4}$	Fred Assef(USC)
50-10 $\frac{1}{4}$	Chuck Steffes(WVTC)
50-3 $\frac{3}{4}$	Dan Jackson(USC)
50-2 $\frac{3}{4}$	Mike Dobbins(UCB)
50-2 $\frac{1}{2}$	Dan Williams(Oxy)
49-10 $\frac{1}{4}$	Sam Reed(UCI)
49-6	Kent Namikas(Pom-Pit)

DISCUS THROW


224-5	Ken Stadel(Tobias)
213-1	Jim McGoldrick(Macc)
205-1	Dan Gardner(Macc)
204-5	Ben Plucknett(WVTC)
202-4	Mike Weeks(Macc)
202-3	Marcus Gordien(un)
199-0	Mark Baughman(Houston)
195-0	Ray Burton(un)
193-8	Darrell Elder(USC)
192-4	David Fuller(CSULB)
187-5	Bishop Dolegiewicz(Macc)
185-10	Judd Binley(UCI)
183-8	Bob Gummerson(SJS)
182-6	Scott Endler(FSU)
181-4	Paul Santiago(UCB)
178-11	Steve Montgomery(USC)
177-10	Dave Kurrasch(USC)
176-8	Dave Weber(AATC)
174-3	Auferoth(Biola)
173-7	Jon Sheppard(UCI)
173-4	Rick Buss(Stanford)
170-10	Frank Riley(AATC)
170-6	Bob Feuerbach(SJS)
169-11	Tony Williams(CSUH)
166-11	Paul Fuller(CSULB)
166-4	Kurt Vonogas(CPSLO)
165-10	Ralph Horn(SJS)
165-9	Scott Wells(UCLA)

JAVELIN THROW

255-5	Bruce Kennedy(SJ Stars)
248-11	Dennis Morley(FSU)
248-4	Fred Carpenter(AIA)
248-0	Urpo Paananen(USC)
245-8	Frank Dejak(SJS)
241-3	Jim Pearce(Tobias)
240-8	Wayne Guy(UCB)
237-2	Mark Booth(CSULB)
236-8 $\frac{1}{2}$	Ted DeMill(UCLA)
234-9	Larry Stuart(Macc)
226-8 $\frac{1}{2}$	Mauricio Bardales(UCI)
223-6	Frisco Delaney(Biola)
223-5	Mike Packer(Macc)
222-10	Finke(CSUN)
22-3	Curt Eilenberg(UCI)
222-0	Dave Nugent(CP-Pom)
218-0	Rich Stewart(SJS)
217-4	Tim Bergstresser(West)
217-0	Andrews(CSULA)
215-6	Rick Moore(CSULB)
214-5	Bob Myers(Chico)
213-9	Tori Lewis(UCB)
210-0	John Barr(SDS)
209-9	Barney Kaufeldt(un)

400 METER RELAY

38.55	Tobias Striders
38.85	USC
39.25	UCLA
39.6	San Jose State
39.7	Stanford
39.8	Long Beach State
39.9	Cal Poly-SLO
40.0	Bay Area Striders
40.18	UC Berkeley
40.25	Athletes in Action
40.5	CS Northridge
40.58	Fresno State
40.66	CSU Los Angeles
40.88	UC Irvine
40.93	Stanislaus State
40.93	San Diego State
41.3	Cal State Hayward
41.4	UC Riverside
41.6	UC Santa Barbara





ED AHLMEYER



COLEMAN KELLS




photo by Richard Lee Slotkin

Santa Monica Track Club runners (left to right) BILL McCULLOUGH JEFF JERELE and JERALD JONES. These three plus Malcolm Cleary and Coach Joe Douglas are currently touring Europe.

SHOT PUT

66-6	Bishop Dolegiewicz(Macc)
66-1 $\frac{1}{2}$	Dave Laut(UCLA)
65-9	Richard Marks(WVTC)
65-4	Pete Schmock(Tobias)
64-0 $\frac{1}{2}$	Bob Feuerbach(SJS)
62-9	Mike Weeks(un)
60-4 $\frac{1}{2}$	Marcus Gordien(un)
60-2	Dave McKenzie(USC)
59-7	David Fuller(CSULB)
58-8 $\frac{1}{2}$	Bob Gummerson(SJS)
58-2 $\frac{1}{2}$	Mark Doll(CSUH)
56-10	Steve Montgomery(USC)
56-8 $\frac{1}{2}$	Tony Williams(CSUH)
56-6 $\frac{1}{2}$	Kent Pagel(Macc)
56-3	Jeff Klein(UCLA)
56-0 3/4	Dave Kurrasch(USC)
56-0 $\frac{1}{2}$	Paul Santiago(UCB)
54-8 3/4	Dave Michelmore(CPSLO)
54-5 3/4	Roy Schablaske(FSU)
54-1 $\frac{1}{2}$	Paul Toma(CPSLO)
53-11 $\frac{1}{2}$	Bruce Rothschild(CSN)
53-7	Paul Fuller(CSULB)
53-4 $\frac{1}{2}$	Judd Binley(UCI)
53-2 $\frac{1}{2}$	Mike Gough(UCSB)
53-0	Johnson(CSUH)

HAMMER THROW

214-11	Pete Galle(Macc)
202-11	Mark Sawyer(CSUH)
202-1	Ed Arcaro(Macc)
196-10	David Fuller(CSULB)
195-2	Joe Briski(SDS)
194-0	Coleman Kells(SJS)
193-6	Ray Burton(un)
189-5	Paul Fuller(CSULB)
184-6	Larry Schrader(UCI)
184-5	Tom Meyer(un)
177-2	John Goldhammer(JCTC)
174-2	Thompson(Stanford)
173-4	Rick Brunner(CPSLO)
168-4	Mark Tinsley(FSU)
167-3	Dave Kennon(Chico)
165-6	Ken Edwins(CLC)
165-4	Gary Costello(SDS)
161-1	Auferoth(Biola)
160-6	Chuck Weidman(Stanford)
159-0	Mike Miller(SJS)
158-0	Lee(CSUH)
158-0	Scott Semar(CSB)
155-5	Rick Fritzemeyer(FSU)
152-4	Clark Behnke(CPSLO)
151-11	Mike Lauderdale(UCSB)
148-0	Marty O'Toole(UCI)

DECATHLON

8011	John Warkentin(un)
8007	Mauricio Bardales(UCI)
7762	Roger George(AW)
7550	Steve Alexander(Houston)
7529	Grant Niederhaus(Macc)
7416	Tom Harris(UCSB)
7368	Brian Mondschein(ITC)
7288	Bill Waters(PLC)
7280	Rex Harvey(USAF)
7276	Canfield(UCB)
7276	Devon Wheeler(UCLA)
7154	Chapman(WVTC)
7109	Brian DeRoo(UR)
6982	Spud Alford(CSULA)
6948	Mitch Gordien(UCSB)
6919	David Nugent(CP-Pom)
6885	Greg Veatch(UCI)
6808	Ross Buchanan(Oxy)
6707	Tom Byron(FSU)

1600 METER RELAY

3:02.2	USC
3:06.4	UCLA
3:06.5	Cal State LA
3:06.6	Cal State Long Beach
3:06.6	Stanford
3:06.8	San Jose State
3:07.4	Tobias Striders
3:08.1	UC Berkeley
3:08.4	Athletes in Action
3:08.79	UC Irvine
3:09.4	Cal Poly-SLO
3:12.3	Stanislaus State
3:12.9	Fresno State
3:13.5	Occidental
3:15.8	Cal State Bakersfield
3:16.45	San Diego State
3:17.4	UC Santa Barbara
3:18.5	CSU Hayward
3:19.3	Pt. Loma College


California Women

1978

Send all additions and corrections to Calvin Brown, 228 E. Artesia Blvd., No. C, North Long Beach, CA 90805.

Women 14 and over; no high school marks listed. See June issue for complete listing of California high school girls marks.

photo by Darrell Mitchell



Compiled by CALVIN BROWN

100 METER DASH hand timing —.24

- 11.16 (1) Evelyn Ashford(MU)6/8
- 11.32 (1) Andrea Lynch(CSLB)5/7
- 11.58 (2) Gail Douglas(LI)6/8
- 11.4 (1) Sandra Howard(PTC)4/1
- 11.4 (2) Elaine Parker(ML)4/23
- 11.71 (4) Marie Nickson(MU)6/8
- 11.77 (1) Alice Brown(LAM)6/4
- 11.82 (3) Freida Cobbs(BEB)6/8
- 11.82 (4) Kelia Bolton(ML)6/8
- 11.83 (1) Jodi Anderson(LANTC)5/14
- 11.6 (H) Pat van Wolvelaere(USC)4/2
- 11.7 (3) Anovia Taylor(SDS)3/18
- 11.7 (1) Toupi McKinley(CSN)4/22
- 11.7 (1) Viola Johnson(Alam)5/25
- 11.97 (3) Phyllis Elmore(Comp)5/20
- 12.00 (2) Kim Robinson(LAM)6/4
- 12.04 (1) Vennessa Denniston(PAT)4/3
- 11.8 (1) Valerie Milan(CSLA)5/20
- 12.06 (3) Yolanda Rich(un)5/14
- 11.9 (1) Gloria Kennedy(UR)3/18
- 11.9 (2) Rosetta Birt(USC)5/5
- 11.9 (3) Davis(SDS)5/5

200 METER DASH hand timing —.24

- 22.66 (1) Evelyn Ashford(MU)6/10
- 22.8 (2) Rosalyn Bryant(Ali)4/29
- 23.26 (Q) Andrea Lynch(CSLB)5/26
- 23.4 (1) Marie Nickson(CSH)5/13
- 23.75 (SF4) Kelia Bolton(ML)6/10
- 23.85 (SF5) Yolanda Rich(SCC)6/10
- 24.05 (Q) Cendé Mills(CSLA)5/26
- 24.07 (5) Freida Cobbs(BEB)6/9
- 24.12 (2) Lorna Boothe(GB)5/7
- 24.1 Gail Douglas(USC)
- 24.3 (2) Colette Winlock(CSH)5/13
- 24.3w (1) Arlise Emerson(PAT)3/12
- 24.56 (1) Toupi McKinley(LANTC)5/14
- 24.4 (1) Valerie Brisco(LAM)2/19
- 24.4 (1) Patty van Wolvelaere(USC)5
- 24.4 (1) Rosetta Birt(USC)5/20
- 24.4w (1) Tanya Bowie(MSAC)5/13
- 24.5 (1) Kim Robinson(LAM)1/29
- 24.5 (5) Janice Pope(SDS)4/29
- 24.70 (7) Alice Brown(LAM)5/7
- 24.71 (2) Lena Wallin(Sweden)5/14
- 24.74 (4) Leida Hunter(CSLB)5/14
- 24.75 (1) Linda Cassity(LANTC)6/4

400 METER DASH hand timing +.14

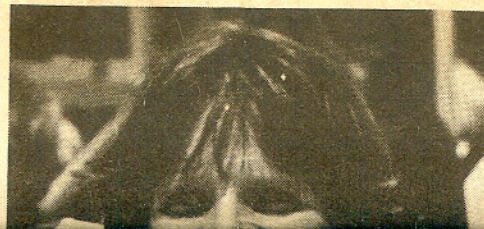

- 50.93 (1) Rosalyn Bryant(CSLA)5/27
- 53.44 (Q) Yolanda Rich(CSLA)5/26
- 53.99 (3) Arlise Emerson(PAT)6/8
- 54.1(R/CB) Cendé Mills(PTC)6/9
- 54.27 (1) Kathy Weston(CSN)5/14
- 54.59 (1) Debbie B. White(BEB)5/20
- 54.91 Debbie Roberson(UCLA)5/7
- 54.8 (1) Adrienne Lair(CSLA)5/20
- 54.9 (1) Colette Winlock(CSH)5/13
- 54.9 (2) Evelyn Ashford(UCLA)5/20
- 55.09 (4) Marian Franklin(ML)5/20
- 55.0 (1) Valerie Brisco(LAM)1/29
- 55.3 (1) Lena Wallin(Sweden)4/23
- 55.4 (1) Ann Regan(SJC)4/23
- 55.4 (1) Gina Hendy(UCLA)5/5
- 55.4 (2) Debbie Bottomley(CSLB)5/5
- 55.62 (1) Partida (Yuba)5/27
- 55.78 (3) Caren Rathie(Sask)5/14
- 55.7 (2) Regina Jacobs(LANTC)4/23
- 55.7 (2) Teresa Jenkins(LBC)4/30

800 METER RUN

- 2:01.8 (1) Mary Decker(UC)1/28
- 2:01.99 (1) Ruth Caldwell(Citrus)6/10
- 2:03.7 (TI) Francie Larrieu(PCC)5/31
- 2:04.46 (4) Kathy Weston(LANTC)6/10
- 2:04.57 (5) Marcia Romesser(un)6/10
- 2:05.03 (2) Tecla Chemabwai(MU)5/7
- 2:05.0 (1) Debbie Heald(SFVTC)5/14
- 2:05.43 (3) Ann Regan(SJC)5/7
- 2:05.7 (2) Cyndy Poor(AIA)4/23
- 2:06.68 (5) Debbie Roberson(LAM)6/9
- 2:07.6 (3) Arlise Emerson(PAT)5/14
- 2:08.0 (2) Teresa Jenkins(LBC)6/4
- 2:08.9 (H) Kathy Costello(CSN)5/25
- 2:09.1 (5) Donna Fromme(UR)4/23
- 2:09.2 (5) Roma Antoniewicz(LANTC)5/14
- 2:09.6(R-CB) Michele Bush(LANTC)6/8
- 2:10.02 (5) Kathy Chisam(UCLA)5/7
- 2:10.7 (6) Kate Keyes(UCLA)4/23
- 2:10.9 (4) Yolanda Rich(un)5/21
- 2:11.4 (1) J. J. Brown(CSN)4/15
- 2:11.4 (5) Anne Dandoy(LANTC)5/21

DEBBIE HEALD

photo by Diane Johnson



1500 METER RUN

- 4:08.9 (1) Mary Decker(UC)1/21
- 4:10.88 (2) Debbie Heald(SFVTC)6/10
- 4:14.5 (1) Francie Larrieu(PCC)4/15
- 4:18.0 (1) Ruth Caldwell(Citrus)4/23
- 4:18.39 (6) Kate Keyes(MU)6/10
- 4:24.77 (1) J. J. Brown(CSN)4/15
- 4:25.1 (1) Kathi Denz(PAT)6/4
- 4:26.2 (1) Sue Kinsey(LANTC)5/14
- 4:27.3 (1) Kathy Weston(LANTC)4/30
- 4:27.3 (3) Judy Graham(WVTC)5/14
- 4:27.4 (4) Maggie Keyes(CSLO)5/14


11.70 (1) Valerie Milan(CSLA)5/20
 12.06 (3) Yolanda Rich(un)5/14
 11.9 (1) Gloria Kennedy(UR)3/18
 11.9 (2) Rosetta Birt(USC)5/5
 11.9 (3) Davis(SDS)5/5

24.5 (1) Kim Robinson(LAM)1/29
 24.5 (5) Janice Pope(SDS)4/29
 24.70 (7) Alice Brown(LAM)5/7
 24.71 (2) Lena Wallin(Sweden)5/14
 24.74 (4) Leeida Hunter(CSLB)5/14
 24.75 (1) Linda Cassity(LANTC)6/4

55.78 (3) Caren Kathie(SASK)5/21
 55.7 (2) Regina Jacobs(LANTC)4/23
 55.7 (2) Teresa Jenkins(LBC)4/30

2:11.4 (1) Yolanda Rich(un)5/21
 2:11.4 (4) J. J. Brown(CSN)4/15
 2:11.4 (5) Anne Dandoy(LANTC)5/21

photo by Diane Johnson



SHERRY CALVERT

DEBBIE HEALD



photo by Diane Johnson

PATTY VAN WOLVELAERE



photo by Julie Brown/Bill Leung, Jr.

1500 METER RUN

4:08.9 (1) Mary Decker(UC)1/21
 4:10.88 (2) Debbie Heald(SFVTC)6/10
 4:14.5 (1) Francie Larrieu(PCC)4/15
 4:18.0 (1) Ruth Caldwell(Citrus)4/23
 4:18.39 (6) Kate Keyes(MU)6/10
 4:24.77 (1) J.J. Brown(CSN)4/15
 4:25.1 (1) Kathi Denz(FAT)6/4
 4:26.2 (1) Sue Kinsey(LANTC)5/14
 4:27.3 (1) Kathy Weston(LANTC)4/30
 4:27.3 (3) Judy Graham(WVTC)5/14
 4:27.4 (4) Maggie Keyes(CPSLO)5/14
 4:28.0 (5) Jani Rouda(CPSLO)5/14
 4:29.6 (4) Kathy Costello(CSN)4/15
 4:30.5 (2) Jeanne Abare(SDS)4/15
 4:31.4 (1) Su Mei Lee(SCRR)5/13
 4:32:0 (6) Kathy Chisam(UCLA)5/14
 4:32.4 (2) Vickie Cook(SCRR)5/13
 4:34.2 (2) Ann Wotherspoon(WVCC)5/27
 4:34.4 (5) Sheila Ralston(UCLA)4/29
 4:35.1 (7) Bird Anderson(CSB)5/14
 4:35.24 (1) Carrie Craven(HSU)4/29

MILE RUN

4:30.97 (1) Francie Larrieu(PCC)5/7
 4:31.02 (2) Debbie Heald(SFVTC)5/7
 4:38.28 (4) Kate Keyes(UCLA)5/7
 4:40.0 (1) Mary Decker(UC)
 4:50.8 (CB) Maggie Keyes(CPSLO)5/7
 4:55.9 (CB) Jani Rouda(CPSLO)5/7
 4:57.6 (1) Cheri Williams 12/10/77
 4:59.7 (3) Kiki Lantry(LANTC)1/8
 5:00.4 (2) Ann Wotherspoon(WVTC)12/10
 5:01.6 (3) Eileen Kraemer(CPSLO)3/18

MARATHON

2:45:34 Penny DeMoss(WVTC)
 2:46:16 (1) Martha Cooksey(Orange)3/19
 2:57:42 (2) Susan Peterson(SFVTC)1/21
 3:05:00 (17) Joan Ulyot 3/19
 3:11:47 (25) Leal-Ann Reinhart 3/19
 3:28:55 (53) Daphne F. Dunn(SF)4/2
 3:37:23 (63) Laura Gerdson(Orinda)4/2
 3:54:43 (84) Karen Gallagher 4/2

100 METER HURDLES 33"

hand time —.24

13.14 (1)AR Patty van Wolvelaere(USC)5/2
 13.18 (1) Lorna Boothe(GE)5/7
 13.25 (3) Jane Frederick(LANTC)5/7
 13.2 (2) Modupe Oshikoya(UCLA)4/29

- 13.69 (6) Mitzi McMillin(USC)5/7
- 13.74w (2) Jodi Anderson(LANTC)5/14
- 13.7 (1) Stella Edwison(CSM)3/23
- 14.13 (1) Lisa Gouridine(UCLA)6/4
- 13.9 (3) Pat Shmock(SDS)5/5
- 14.3 (1) Rosalyn Ray(CSH)4/15
- 14.4 Linda Bourn(SDS)4/15
- 14.4 (2) Foster (Sac) 4/15
- 14.65 (1) Marilyn Linsemeyer(LANTC)3/12
- 14.5 (1) Laura Nagel(S.West)5/13
- 14.6 (1) Yvonne Boone(Alameda)3/25
- 14.6 (P) Denise Cornell(LANTC)4/23
- 14.87 (7) Kim Costello(ML)6/8
- 14.91 (2) Denise Pemberton(CSLB)3/12
- 14.91 (3) Linda Hightower(LANTC)6/4
- 14.7 (1) Luanne Morris(UCSB)4/8
- 14.7 (6) Patsy Walker(UCLA)4/29
- 14.7 (3) Hunnercach(Butte)4/15

400 METER HURDLES (30'') hand time +.14

- 58.70 (3) Colette Winlock(CSH)5/27
- 61.16 (2) Patty Cape (CSLB) 5/7
- 62.39 (3) Kathleen Murphy(UCLA)5/7
- 62.6 (1) Alberta Martin(PTC)5/21
- 62.75 (6) Stella Edwison(ML)6/9
- 62.80 (1) Heidi Aufdermaur(Mod)5/27
- 62.82 (4) Debbie Bottomley(CSLB)5/14
- 62.8 (4) Clydine Crowder(LANTC)5/7
- 63.00 (3) Yvonne Boone(Alameda)5/27
- 63.08 (1) Linda Hightower(MSac)5/20
- 63.09 (2) Laura Nagel(S.West)5/20
- 63.0 (1) Carole Sanders(Comp)4/23
- 63.0 (2) Therese SanAugustin(CSLB)5/5
- 63.20 (2) Sandy Niehue(SDS)4/29
- 63.21 (2) Suzy Boehner(PAT)5/14
- 63.5 (3) Michele Hopper(PTC)5/21
- 63.6 (1) Hunerlack(Butte)3/25
- 63.6 (4) Jan Lester(UCLA)5/7
- 64.1 (1) Michele Hawthorne
- 64.2 (2) Snyder(UCD)4/15

5,000 METER RUN

- 15:59.9 (2) J.J. Brown(CSN)5/26
- 16:00.4 (3) Sue Kinsey(CSN)5/26
- 16:56.4 (1) Sally Metteer(Cal)4/1
- 17:05.6 (2) Linda Broderick(UCLA)4/1
- 17:16.2 (3) Linda Heinmiller(UCLA)4/1
- 17:17.6 (9) Kathy Robertson(CSN)5/26
- 17:39.7 (3) Hansen 4/22
- 17:41.7 Lynne Hjelte(Cal)
- 17:51.1 (1) Peterson(LANTC)4/30
- 17:53.0 (1) Joyce Dendo(UCSB)5/21
- 17:59.4 (3) Pam Cox(CPSLO)5/14
- 18:00.7 (1) Carol Flournoy(UCLA)2/18
- 18:10.73 (1) Sue Grigsby(HSU)4/22
- 18:13.4 (1) English(MontPenCC)3/25
- 18:17.0 (2) Debbie Gazafy(CSH)4/23
- 18:27.8 (2) Jill Campbell(Cal)4/22
- 18:31.1 (1) Maggie Keyes(CPSLO)4/8
- 18:31.2 (3) Jani Rouda(CPSLO)4/8
- 18:35.7 (1) Kathy Mintie(PCP)1/8
- 18:37.4 (2) Patty Forg(PAT)4/30
- 18:37.8 (2) Young(MontPenCC)3/25

3,000 METER WALK

- 16:25.2 (1) Jane Janousek(SCRR)6/4
- 16:37.0 (1) Tracy Trisco(LANTC)5/13
- 16:57.0 (1) Jessica Waskow(SCRR)3/12
- 17:13.7 (2) Autumn Bateson(PAT)5/13
- 17:57.3 (3) Laura Gottlieb(CW)5/13

photo by Diane Johnson



EVELYN ASHFORD

2 MILE RELAY (m + 3.0)

- 8:33.5m (1) CSN 5/27
- 8:41.84 (1) SJC 6/8
- 8:45.80 (3) LANTC 6/8
- 8:46.2m (4) CSLA 5/27
- 8:55.5 (1) UCLA 4/29
- 9:02.99 (5) LANTC-B 6/8
- 9:26.1 (3) CSLB 4/29
- 9:31.1 CPSLO 2/11
- 9:38.1 (1) HSU 4/8
- 9:44.6m (2) UCLA-B 4/1
- 9:50.2 (1) UCSB 4/15
- 9:52.9 (2) SDS 3/18
- 10:01.0 (3) VCD 4/15
- 10:01.4m (3) CSH 4/1
- 10:11.1 (5) Chico St 4/15
- 10:14.7 (1) DeAnza
- 10:17.0 (1) Yuba
- 10:23.8 (1) U of R 3/18
- 10:24.3 (2) CSB 3/18
- 10:25.2 (2) CPP 4/15

HIGH JUMP

- 6-2½ (1) Debbie Brill(PCC) 5/13
- 6-2 (1) Joni Huntley(PCC)5/7
- 6-0 (T4) Coleen Rienstra(un)6/10
- 5-11 (3) Annette Tannander(Sw)5/7
- 5-10 (1) Chris Remmling(UCLA)5/14
- 5-9½ (P) Luanne Morris(UCSB)5/6
- 5-9 (Q) Fern Simon (CSLB)5/25
- 5-8½ (P) Denise Cornell(LANTC)4/23
- 5-8 (1) Modupe Oshikoya(UCLA)4/8
- 5-8 (4) Cindy Gilbert(UCLA)5/20
- 5-7½ (1) Lisa Peters(LANTC)6/17
- 5-7 (2) Julie Lendl(USC)5/5
- 5-7 (P) Jodi Anderson(LANTC)4/23
- 5-6 (1) Tonya Alston(un)2/4
- 5-6 (1) Natalie Vogel(DeAnza)3/25
- 5-6 (1) Joan Russell(UCSB)4/8
- 5-6 (2) Kari Gosswiller(un)4/23
- 5-5 ¾ (1) Suzy Boehner(CPP)4/1
- 5-5 ¾ (P) Patsy Walker(UCLA)5-6
- 5-5 (1) Marilyn Linsemeyer(LANTC)
- 5-5 (6) Brenda Little(LI)5/14

LONG JUMP

- 22-7½ (1) Jodi Anderson(LANTC)6/10AR
- 21-6½ (1) Modupe Oshikoya(UCLA)5/26
- 21-0(2) Sherron Walker(CSLB)4/29
- 20-5 (6) Martha Watson(LI)6/10
- 20-3½ (2) Joni Huntley(CSLB)4/1
- 19-8 ¾ (2) Mitzi McMillin(USC)5/5
- 19-6 (3) Lisa Gouridine(UCLA)5/5
- 19-5½ (Q4) Cendé Mills (CSLA)5/25
- 19-4 ¾ (2) Marilyn King(ML) 5/20
- 19-4 (3) Annette Tannander(Sw)5/20
- 19-3 ¾ (2) Lynn Page(SDS)4/15
- 19-31 (Q5) Kim Moran(LANTC)5/25

- 48.1 (3) SDS 5/14
- 48.2 (1) MSac 4/21
- 48.2m (1) Compton 5/20
- 48.4m (3) SDCC 5/20
- 48.87 (1) Cal 3/10
- 48.9 (2) LBC 2/26
- 48.7m (4) Bakersfield 5/20
- 48.8m (5) Pasadena 5/20

15:59.9 (2) J.J. Brown(CSN)5/26
 16:00.4 (3) Sue Kinsey(CSN)5/26
 16:56.4 (1) Sally Metteer(Cal)4/1
 17:05.6 (2) Linda Broderick(UCLA)4/1
 17:16.2 (3) Linda Heinmiller(UCLA)4/1
 17:17.6 (9) Kathy Robertson(CSN)5/26
 17:39.7 (3) Hansen 4/22
 17:41.7 Lynne Hjelte(Cal)
 17:51.1 (1) Peterson(LANTC)4/30
 17:53.0 (1) Joyce Dendo(UCSB)5/21
 17:59.4 (3) Pam Cox(CPSLO)5/14
 18:00.7 (1) Carol Flournoy(UCLA)2/18
 18:10.73 (1) Sue Grigsby(HSU)4/22
 18:13.4 (1) English(MontPenCC)3/25
 18:17.0 (2) Debbie Gazafy(CSH)4/23
 18:27.8 (2) Jill Campbell(Cal)4/22
 18:31.1 (1) Maggie Keyes(CPSLO)4/8
 18:31.2 (3) Jani Rouda(CPSLO)4/8
 18:35.7 (1) Kathy Mintie(PCP)1/8
 18:37.4 (2) Patty Forg(PAT)4/30
 18:37.8 (2) Young(MontPenCC)3/25

3,000 METER RUN

9:12.63 (4) Sue Kinsey(LANTC)6/10
 9:32.4 (1) Kate Keyes(UCLA)5/14
 9:35.1 (8) Ann Wotherspoon(SJC)6/10
 9:38.4 (1) J.J. Brown(CSN)2/25
 9:46.0 (3) Linda Broderick(UCLA)5/14
 9:48.0 (1) Su Mei Lee (SCRR)6/4
 9:49.4 (2) Kathy Mintie(PCP)6/4
 9:51.15 (1) Carrie Craven(HSU)4/8
 9:55.8 (1) Vickie Cook(SCRR)5/13
 9:57.4 (2) Linda Heinmiller(UCLA)3/12
 10:01.6 (3) Jeanne Abare(SDS)3/18
 10:05.1 (4) Carol Flournoy(SMTC)5/14
 10:05.6 (1) Sally Metteer(Cal)4/22
 10:06.4 (3) Chris Troffer(LANTC)2/19
 10:07.4 (3) Sharon Hulse(un)4/30
 10:09.1 (1) Tina Moran(Glendale)5/13
 10:12.0 (2) Sue Munday(SJCC)4/29
 10:16.4 (5) Pam Cox(CPSLO)5/14
 10:17.1 (7) Lynn Hjelte(Cal)5/14
 10:19.0 (3) Kelly Cerda(SCRR)6/4

10,000 METER RUN

33:42.7 (2) Sue Kinsey(LANTC)6/8
 34:20.5 (1) J.J. Brown(LANTC)2/26
 34:54.8 (5) Roxanne Bier(SJC)6/8
 35:07.7 (1) Martha Cooksey(CSF)4/1
 35:11.2 (6) Ann Trason(MontPenTC)6/8
 35:22.2 (7) Phyllis Orlrich(un)6/8
 36:07.4 (11) Celia Peterson(LANTC)6/8
 37:47.2 (1) Amelie Wilmer(Wstwd)6/4
 39:25.6 (4) Pam Firestone(SFVTC)5/14
 39:42.8 (2) Bonnie Tamis(un)4/23
 40:38.4 (5) Marilyn Nippold(PAT)5/14
 41:25.8 (1) Paula Cobb(SCRR)3/19
 41:32.4 (2) Michelle Gaiche(SCRR)3/19
 42:02.0 (3) Shari Wheeler(SCRR)3/19
 42:26.2 (6) Kathy Francis(BA)5/14
 42:48.8 (4) Lenell Waskow(SCRR)3/19
 43:02.6 (7) Lynne Wohlers(STC)5/14
 43:40.0 (5) Marie Albert(SCRR)3/19

EVELYN ASHFORD

3,000 METER WALK

16:25.2 (1) Jane Janousek(SCRR)6/4
 16:37.0 (1) Tracy Trisco(LANTC)5/13
 16:57.0 (1) Jessica Waskow(SCRR)3/12
 17:13.7 (2) Autumn Bateson(PAT)5/13
 17:57.3 (3) Laura Gottlieb(CW)5/13

5,000 METER WALK

24:54.3 (1) Sue Brodock(SCRR)3/12
 26:27.1 (1) Paula Mori(CW)5/14
 26:41.1 (1) Sally McPherson(WVTC)4/23
 26:49.1 (1) Tracy Trisco(LANTC)2/26
 27:26.2 (2) Chris Sakelarios(RCF)4/23
 27:38.0 (1) Joyce Brodock(SCRR)5/21
 28:17.8 (1) Jane Janousek(SCRR)5/21
 28:36.1 (4) Jill Steiner(SCRR)5/14
 28:48.4 (3) Julie Partridge(WS)4/23
 28:49.5 (4) Lori Maynard(WS)4/23
 32:01.9 (3) Denece George(un)2/26
 34:14.4 (4) Shoshana Hirsh(CW)2/26

10,000 METER WALK

51:22.8 (1) Sue Brodock(SCRR)4/2
 53:00.9 (2) Paula Mori(CW)6/10
 56:25.7 (2) Joyce Brodock(SCRR)4/2
 56:54 (2) Vicki Jones(CW)4/22
 57:44.2 (5) Sally McPherson(WVTC)6/10
 57:48.2 (4) Jessica Waskow(SCRR)4/2
 58:39.0 (7) Jane Janousek(SCRR)6/10
 62:27.1 (10) Denece George(CW)6/10
 63:18.2 (11) Laura Gottlieb(CW)6/10
 66:16.3 (6) Chris Ramirez(SCRR)4/2
 67:10.4 (12) Patricia Reback(CW)6/10
 70:11.5 (13) Marcia Gottlieb(CW)6/10

440/400 RELAY hand time -- 14

45.59 (3) LANTC 6/10
 45.??m (4) CSN 5/26
 45.60m (3) CSLA 5/27
 45.78m (5) USC 5/27
 46.22m (Q) CSLB 5/26
 46.45 (6) PTC 6/10
 46.67m (1) LAM 6/4
 46.75m (1) UCLA 4/29
 47.1 (7) PTC-B 6/10
 47.38m (1) Alameda 5/27
 48.0 (1) CSH 4/22

48.1 (3) SDS 5/14
 48.2 (1) MSac 4/21
 48.2m (1) Compton 5/20
 48.4m (3) SDCC 5/20
 48.87 (1) Cal 3/10
 48.9 (2) LBC 2/26
 48.7m (4) Bakersfield 5/20
 48.8m (5) Pasadena 5/20
 48.9m (1) CPSLO 3/11

880 MEDLEY RELAY 220-110-110-440

1:37.29m (1) CSLA 5/26
 1:40.9m (H) UCLA 5/25
 1:42.17 (1) LANTC 5/7
 1:42.60 (2) CSLB 5/7
 1:42.0m (H) CSN 5/25
 1:43.34 (3) CSH 5/7
 1:43.3 (1) LAM 1/29
 1:43.4 (5) PTC 6/8
 1:43.5 (2) LAM-B 1/29
 1:44.6 (6) SCC 6/8
 1:46.1 (1) SDS 5/14
 1:46.20 (5) PTC-B 5/7
 1:49.3 (2) CPSLO 3/18
 1:50.4 (2) USC 4/15
 1:50.5 (1) Compton 4/21
 1:50.6 (2) Pasadena 4/21
 1:50.7 (5) LAM-C 1/29
 1:51.1 (2) PAT 1/29
 1:52.5 (1) Fresno 4/21
 1:52.6 (1) U of R 3/18

MILE RELAY 4 x 440

3:38.5m (2) CSLA 5/27
 3:39.1m (3) CSN 5/27
 3:40.5m (6) UCLA 5/27
 3:43.92 (3) LANTC 6/8
 3:44.24 (6) PTC 6/9
 3:45.53 (1) LI 5/7
 3:50.2 (1) ML 2/4
 3:50.9 (1) LAM 1/8
 3:52.2 (2) SJC 2/4
 3:53.74 (4) PTC-B 5/7
 3:52.7m (1) CSH 4/1
 3:54.1 (3) BEBTC 2/4
 3:55.6 (1) Chabot 5/27
 3:55.7 (2) Alameda 5/27
 3:56.1 (1) CPSLO 5/14
 3:56.3 (3) Yuba 5/27
 3:55.08m (1) SCC 6/4
 3:55.8m (1) MSac 5/20
 3:56.4m (2) Citrus 5/20
 3:57.6 (2) CSLB 3/12

LONG JUMP

22-7 $\frac{3}{4}$ (1) Jodi Anderson(LANTC)6/10AR
 21-6 $\frac{1}{4}$ (1) Modupe Oshikoya(UCLA)5/26
 21-0(2) Sherron Walker(CSLB)4/29
 20-5 (6) Martha Watson(LI)6/10
 20-3 $\frac{1}{2}$ (2) Joni Huntley(CSLB)4/1
 19-8 $\frac{3}{4}$ (2) Mitzi McMillin(USC)5/5
 19-6 (3) Lisa Gourdine(UCLA)5/5
 19-5 $\frac{1}{4}$ (Q4) Cendé Mills (CSLA) 5/25
 19-4 $\frac{3}{4}$ (2) Marilyn King(ML) 5/20
 19-4 (3) Annette Tannander(Sw)5/20
 19-3 $\frac{3}{4}$ (2) Lynn Page(SDS)4/15
 19-3 $\frac{1}{4}$ (Q5) Kim Moran(LANTC)5/25
 19-2 $\frac{1}{2}$ (1) Veronica Bell(SCC)3/12
 19-1 $\frac{1}{2}$ (1) Jeanette Smiley(LANTC)5/21
 19-1 $\frac{1}{4}$ (P) Patsy Walker(UCLA)5/6
 19-0 $\frac{1}{4}$ (4) Denise Cornell(LANTC)5/20
 19-0 (5) Karen Elmore(Cal)5/14
 18-10 $\frac{3}{4}$ (1) Lydia Compagnin(CSH)4/22
 18-10 $\frac{1}{2}$ (2) Magnolia Files(LAM)4/23
 18-8 $\frac{3}{4}$ (1) Gwen Loud(LAM)1/29

SHOT PUT 4 kilo

60-6 $\frac{1}{2}$ (1) Maren Seidler(SJS)3/25
 53-1 (1) Jane Frederick(LANTC)5/14
 51-6 $\frac{1}{2}$ (1) Emily Dole(CSLB)5/5
 49-1 (1) Karen Marshall(CSN)4/1
 46-7 (4) Melody Rose(PTC)5/14
 45-8 (1) Kuchta(Hartnell)5/27
 45-6 (2) Denise Holloway(WVly)5/27
 45-0 $\frac{1}{2}$ (1) Michelle Betham(HSU)4/1
 44-9 (1) Susie Ray(LANTC)6/17
 44-5 $\frac{1}{2}$ (2) Stevenson(CSN)4/22
 44-5 $\frac{1}{4}$ (3) Lisa Kinimaka(LANTC)4/22
 42-8 $\frac{1}{4}$ (1) Renee Wessel(Modesto)3/25
 42-5 (1) Kerry Zwart(LANTC)5/13
 42-4 (3) Russell(Modesto)5/27
 41-3 $\frac{1}{2}$ (1) Heidi Kauti(MU)4/23
 41-1 $\frac{1}{2}$ (1) Cathy Sulinski(CSH)4/1
 40-10 $\frac{1}{2}$ (1) Bonnie Dasse(OC)5/20
 40-9 (2) Jackie Sheffield(SCRR)6/4
 40-8 $\frac{1}{2}$ (2) Rosario Ramos(un)5/21
 40-5 $\frac{3}{4}$ (P) Denise Cornell(LANTC)4/2

DISCUS THROW

170-0 (3) Lisa Vogelsang(MU)5/20
 164-9 (5) Monette Branson(LANTC)5/20
 164-3 (1) Karen Marshall(LANTC)5/14
 155-0 (2) Christi Pyle(LANTC)6/17
 143-6 (1) Cindy Banks(SBCC)4/21
 143-4 (3) Leslie Hoerner(CSLB)5/14
 141-10 (1) Denise Holloway(WVly)4/29
 138-0 (4) Donna Dietrich(SDS)5/14
 136-8 (4) Emily Dole(CSLB)4/29
 131-1 (5) Terrie Grudzinski(LANTC)
 129-5 Shannon Duthie (Cal)
 128-1 (1) Bonnie Dasse(OC)5/20
 126-6 (2) Roxanne Kasparian(Fr)3/25

125-8 (1) Dolsby(SacSt)3/12
 125-7 (1) Jones(MontPenn)3/25
 124-10 (1) Chris York(UCD)4/23
 124-3 (3) Gomez(SBCC)3/25
 124-0 (1) Michelle Betham (HSU)4/15
 123-10 (2) Jenny Mann(UCLA)1/8
 123-10 (7) Irene Aragon(CSLA)5/6

JAVELIN THROW

203-7 (1) Sherry Calvert(LI)6/10
 198-5 (2) Kate Schmidt(FCC)6/10
 196-3 Karin Smith(SCM)
 181-5 (3) Lynn Cannon(ML)6/10
 179-7 (2) Cathy Sulinski(CSH)5/7
 175-1 (1) Asa Westman(MU)4/23
 169-10 (1) Donna Dietrich(SDS)3/18

167-4 (2) Keri Camarigg(CSLB)4/30
 162-6 (3) Anne-Gro Harby(MU)4/23
 161-7 (5) Barbara Whitfield(un)6/10
 158-4 (8) Jacqué Nelson(LI)6/10
 154-8 (Q8) Lynn Duntun(SDS)6/9
 151-11 (3) Lorna Brandt(UCSB)5/14
 147-8 (1) Raedean Rona(CPP)4/1
 145-7 (3) Regina Steele(USC)4/30
 144-6 (1) Donna Mayhew(un)6/4

144-1 (2) Lisa Van Benthem(USC)4/1
 144-0 (2) Lisa Vogelsang(MU)3/18
 143-11 (1) Pam Parizo(CSB)4/22
 142-4 (2) Charm Bishop(LANTC)3/19

PENTATHLON

100 mh(33"), SP-4k, HJ, LJ, 800

4379 (1) Modupe Oshikoya(UCLA)6-3/4
 4242 (1) Jodi Anderson(LANTC)4/23
 4100 (2) Denise Cornell(LANTC)4/23
 4013 (1) Patsy Walker(UCLA)5/6
 3922 (3) Marilyn Linsenmeyer(LANTC)
 3872 (5) Joan Russell(UCSB)5/27
 3670 Lisa Kinimaka(CSN)5/27
 3617 (3) Jenny Stary(PP)5/6
 3573 (1) Kerry Zwart(LANTC)
 3517 (2) Susie Ray(LANTC)
 3508 (4) Suzy Boehner(CPP)5/6
 3449 (5) Cindy Banks(SBCC)
 3385 (3) Carolyn Zeller(un)5/6
 3379 (6) Syd Brown(CSLB)5/6
 3344 (7) LuAnne Morris(UCSB)5/6
 3174 (4) Kris Sorrenson(un)
 3083 (1) Cyndee Snyder(UCD)4-22/23
 3014 (2) Kathy Voss(UCD)4-22/23
 2958 (4) Roberta Lenard(un)
 2902 (8) Carey Hill(USC)5/6



photo by Ken Isaak

Some of the state's top 800 runners are set to go in the West Coast Relays. From left to right: Franie Castro, Tecla Chembawi, Marcia Romesser, Ruth Caldwell, Cyndy Poor.



photo by Diane Johnson

DEBBIE BRILL



photo by Ken Isaak

Some of the state's top 800 runners are set to go in the West Coast Relays. From left to right: Franie Castro, Tecla Chembawi, Marcia Romesser, Ruth Caldwell, Cyndy Poor.



photo by Diane Johnson

DEBBIE BRILL

1978 CALIFORNIA GIRLS
HIGH SCHOOL
RELAY RANKING

compiled by RICH EDE

For the 440 & mile
relays please refer to the June issue.

880 MEDLEY RELAY

1:50.0	West Torrance
1:50.0	Manual Arts, LA

TWO MILE RELAY (4 x 880)

9:56.6	Palos Verdes
10:02.6	Patrick Henry, SanDiego
10:06.2	Mt. Carmel, Poway
10:08.4	University, Irvine
10:09.3i	Carlmont, Oakland
10:10.3i	Piedmont
10:15.5	Newbury Park
10:16.8i	Sequoia, Redwood City
10:17.3	Fountain Valley
10:20.4	Alemany
10:20.8	Huntington Beach
10:23.4i	Marin Catholic, Kentfield

DISTANCE MEDLEY RELAY

12:43.3	Santa Barbara
12:50.3	Camarillo
12:51.2	Helix, La Mesa
13:03.7	Newbury Park
13:05.2	Crescenta Valley
13:10.7	Royal, Simi Valley
13:14.3	West Torrance
13:14.8	Alemany
13:19.1	El Cajon
13:20.6	San Marino
13:20.6m	Antelope Valley
13:25.0m	Arcadia
13:35.3	Saugus

SHUTTLE HURDLE RELAY

64.77m	Simi Valley
65.86m	Claremont
68.6	Mt. Miguel, Spring Valley
68.6	Ventura
69.9	Orange Glen, Escondido
70.0	Upland
70.2	Carlsbad
71.0	Oceanside
71.1	San Pasqual
71.2	Rolling Hills
71.38m	St. Paul, Santa Fe Springs
71.42m	Chaffey, Ontario
71.5	Marian, San Diego
72.0	Monte Vista, Chula Vista

**fresno
pacific
college**

**...where
students
discover living
is as exciting
as preparing
for life.**

*For information
Call or write:*

Office of Admissions
Fresno Pacific College
1717 S. Chestnut Ave.
Fresno, California 93702
Phone (209) 251-7194



TUTTLE'S TRACK TOPICS

VIEW FROM THE CURB

by GARY TUTTLE

Have you been running for several years, and seem to be getting bored with the daily run?

Have you tried jogging several times in the last two years, but can't seem to stay on a program past six weeks?

Did you just finish high school or college track, and feel burned out on running and racing?

If you fall into one of these or similar categories, you're not alone we've all been through the same feelings. There is not a runner alive who has not sometime in his running career doubted



the wisdom of his obsession with the daily run.

I had my own doubts years ago. I began questioning my desire to run in the months following the end of my competitive eligibility at Humboldt State College. I was frustrated and drained of running energy, and questioned my own running future. Luckily, a wonderful thing happened, I tore a tendon in my knee and could not run for nearly one year. The injury was a blessing in disguise, because it made me realize what an integral part running played in my happiness, and how lucky my friends were who continued to run.

Running was one of life's pleasures that I had taken for granted, and only really appreciated when it was denied me. Only one month into that injury I knew that if I healed, I'd be a runner for life.

How about doing a marathon under 2:45 with Bob Hall? Bob has a slight handicap, he's crippled and does all his training in a wheelchair!

The injury healed, it's now nine years later, and another injury has me temporarily watching the other runners jog by. Watching at races, I see thousands of people putting in mileage, yet millions more people still do not jog or exercise because of some imagined handicap.

Handicap! Ha! Want a handicap, how about running footless with Pete Sturdwick. Pete runs marathons, yet he was born with no feet, just stumps!

Or how about running sightless with Norman Bright or Harry Cordellos? Both men run their marathons in darkness!

Is old age your excuse, your handicap? 70 year old Monty Montgomery runs his marathon in 3:15 and beats "kids" half his age!

Are you still not convinced about running? Ask someone who can't move his legs how many days of running he'd miss if a miracle allowed him to run once a day. The time he spent running would be the most important time of his day, and many would often attempt to run all day and far into the night, continuing to move, to exist just for movement.

Those people who are paralyzed realize that the ability to move your body from place to place is one of God's finest, yet often least appreciated gifts. You should use this gift while you can, cherish it and protect it.

Remember, the worst view a runner can have of a race, is the view from the curb!

Classified

ADS

RUNNING SYSTEMS: Computerized race results and race administration. Write for information and price list: Running Systems, P.O. Box 6616, Santa Barbara, CA 93111. Phone (805) 964-2591.

BODY AND SOLES: New Balance Shoes— Super Comp 320s, 305s and Trail. Athletic vitamins and Body Punch. New Balance running shorts(with brief). 20% off regular price. Len—Scott—Mike Thornton, 5768 N. Millbrook, Fresno, CA 93710. Phone: (209) 439-5468.

SIERRA RUNNING CAMP: with Tracy Smith at Mammoth Mountain, California. A running vacation for male & female, 14 years & older. Sierra Running Camp, 851 Chamberlain, Bishop, CA 93514.

WOMEN'S TRACK WORLD MAGAZINE

similar categories, you're not alone we've all been through the same feelings. There is not a runner alive who has not sometime in his running career doubted



How about using a wheelchair? How about, the view from the curb? can have of a race, is the view from the curb!

Classified ADS

CLASSIFIED RATES: Meet information @ 10 cents per word; general advertisements @ 20 cents per word. Count name and address as five words. All ads must be paid in advance.

TRIPLE JUMP ENCYCLOPEDIA: by Ernie Bullard and Larry Knuth. \$7.95 plus .30 postage. The Athletic Press, P.O. Box 2314-D, Pasadena, CA 91105.

BLUE DEVIL TRACK & CROSS COUNTRY CAMP. At Green Meadows, August 14-18. Ages 12 and up. For information call Dave Donaldson at (209) 722-2384.

NEW YORK CITY MARATHON TOUR Big savings on transportation and accommodations. Inquire immediately as space is limited. Race is October 22, 1978. Jack Leydig, Box 1551, San Mateo, CA 94401.

SIERRA PINES 40 MILE RELAY: August 12, Bass Lake. The great Tahoe Relay replacement. Write for entry blank: Darrel Cox, Meet Director, 314 N. Homsy, Fresno, CA 93727.

RUNNING SYSTEMS: Computerized race results and race administration. Write for information and price list: Running Systems, P.O. Box 6616, Santa Barbara, CA 93111. Phone (805) 964-2591.

MAKE MONEY: For your store, club or yourself. It's easy selling California Track News. 300% return on your money. Write for details: California Track News, attention Bulk Sales, 1717 South Chestnut Ave., Fresno, CA 93702.

WORLDWIDE RUNNING TOURS: Running vacation adventures to Europe and beyond. Parcourse, 3701 Buchanan Street San Francisco, CA 94123.

TRACK/CROSS COUNTRY COACH: with California teaching credential desires position. Contact Bill McCarthy, 1344 Esther Way, Fresno 93728.

FRESNO PACIFIC TRACK CLUB: Striving for excellence in competition and physical fitness. Based in the center of the "hottest" track state in the USA. Something for everyone: national class performer or jogger. For information write: Fresno Pacific Track Club, 1717 South Chestnut Ave., Fresno, CA 93702.

CTN BACK ISSUES: All issues still available. \$.75 each. Order by issue number or date. California Track News, 1717 South Chestnut Ave., Fresno, CA 93702.

BODY AND SOLES: New Balance Shoes— Super Comp 320s, 305s and Trail. Athletic vitamins and Body Punch. New Balance running shorts (with brief). 20% off regular price. Len—Scott—Mike Thornton, 5768 N. Millbrook, Fresno, CA 93710. Phone: (209) 439-5468.

INSIDE TRACK: The complete running shop. Operated by runners for runners Dolfin shorts— New Balance Super Comp and 320. Largest selection in Southern California. Owned and operated by Gary Tuttle and Dan Ruffin. Inside Track 1410 E. Main St., Ventura, CA 93003. (805) 643-1104.

SIERRA RUNNING CAMP: with Tracy Smith at Mammoth Mountain, California. A running vacation for male & female, 14 years & older. Sierra Running Camp, 851 Chamberlain, Bishop, CA 93514.

WOMEN'S TRACK WORLD MAGAZINE One year (12 monthly issues) for \$10.00. P.O. Box 886, Mentone, CA 92359.

PLEASE MENTION TO ADVERTISERS THAT YOU READ ABOUT THEM IN CALIFORNIA TRACK NEWS. THANKS



RENEW EARLY

Don't Drop The Baton!

To insure you don't miss out on any of California's track action, renew your California Track News subscription before it expires. Check the date/year indicated on your address label; this is the date of the last issue you will receive.

BONNE BELL/ARU SR, JR. AND MASTERS WOMEN'S NATIONAL AND SPA 10,000 M CHAMPIONSHIPS (ACTUAL DISTANCE 5.25 MI) 5 FEBRUARY 1978

PLC	FINISHER	AGE	SEX	CLUB	TIME	DIV	FIN	
1	RUTH CALDWELL	F	AZUSA	CA AIA	36:51	1	SR	
2	MARTHA DODDSEY	23	F	ORANGE	CA	37:12	2	SR
3	CHRIS TRACY	F	LAHNT	CA	37:14	3	SR	
4	POURANNE BIER	16	F	SAN JOSE	CA JSC	37:41	1	JR
5	WICKIE COOK	13	F	NORTHBRIDGE	CA RRR	37:42	2	JR
6	MIKE GURMAN	42	F	LOS ANGELES	CA SFVT	37:51	1	LA
7	SUSIE WEE	24	F	ESTANES	CA PWS	37:54	3	JR
8	CHERI WILLIAMS	18	F	LIVERMORE	CA SJC	37:59	4	JR
9	JACQUELINE HANSEN	29	F	TOPANGA	CA SFVT	38:12	4	SR
10	JENNIE ANAS	23	F	SAN DIEGO	CA SDSU	38:23	5	SR
11	LAURIE DRISP	16	F	MODESTO	CA WVC	38:32	5	JR
12	TANIA FISCHER	11	F	CANOSA PARK	CA RRR	38:42	6	JR
13	ANA NOTHSPROON	21	F	SAN JOSE	CA SJC	38:46	6	SR
14	MICHELLE NUSH	20	F	SANCHO P. V.	CA	38:48	7	JR
15	KATHY HEKINS	20	F	SAN JOSE	CA SJC	38:54	7	SR
16	KERRY BODAN	15	F	MOUNTAIN VIEW	CA SJC	39:01	6	JR
17	DOPELN ASSUMMA	19	F	REALTO	CA RRR	39:03	8	SR
18	CATHY NEMELWATER	15	F	SARATOGA	CA SJC	39:09	9	JR
19	LINDA BRODRICK	19	F	LOS ANGELES	CA UCLA	39:26	9	SR
20	KATE KEYS	21	F	LOS ANGELES	CA UCLA	39:26	10	SR
21	PEPPER HEINTZ	18	F	FULLERTON	CA PCP	39:29	10	JR
22	BRIDGET BOHLEN	18	F	LAUREL	CA J T	39:36	11	JR
23	TERRY HOH	25	F	LOS ANGELES	CA SNTC	39:39	11	SR
24	CHERYL FLOWERS	26	F	SAN DIEGO	CA SDTC	39:40	12	JR
25	NADIA GARCIA	27	F	LOS ANGELES	CA UCLA	39:43	13	SR
26	CAROL FLOUNOY	20	F	SUNNYVALE	CA SJC	39:45	13	JR
27	JAN FOX	17	F	SUNNYVALE	CA SJC	39:47	14	JR
28	TERRE HODON	14	F	SAN DIEGO	CA	39:50	15	JR
29	PAW FIRESTONE	18	F	FARFANA	CA SFVT	39:50	15	JR
30	SUE PETERSON	33	F	LAUREL BEACH	CA SFVT	39:52	14	SR
31	GAYLE HARRON	F	ATC	CA	39:53	15	SR	
32	ALICIA KIRKOP	15	F	HUNTINGTON BCH	CA EMS	39:55	16	JR
33	SUSAN KIEFFER	35	F	BEVERLY HILLS	CA	39:58	16	SR
34	CELIA PETERSON	17	F	PASADENA	CA CIOT	40:02	17	JR
35	JIANE FLORENT	16	F	SARATOGA	CA SJC	40:27	18	JR
36	SUSAN BRODICK	21	F	FONTANA	CA RRR	40:31	17	SR
37	HARPER KOPPELA	14	F	S. L. DBISP	CA SLDC	40:33	19	JR
38	LITA WHITMAN	F	J T	CA	40:37	20	JR	
39	THANON HULSE	15	F	HUNTINGTON BCH	CA PUSA	40:42	21	JR
40	ANN WEGAN	16	F	SAN JOSE	CA SJC	40:42	22	JR
41	KIMBERLY HOLLER	17	F	ANAHEIM	CA	40:44	23	JR
42	DIANE RILEY	22	F	SAN DIEGO	CA SDTT	40:46	18	SR
43	JENNIE CERVANTES	13	F	RIVERSIDE	CA RRR	40:55	24	JR
44	MARIE ALBERT	19	F	REALTO	CA RRR	41:01	19	SR
45	KIM LOMAX	14	F	VENTURA	CA WVC	41:07	25	JR
46	KELLY CERON	F	JRR	CA	41:13	20	SR	
47	ELLEN TURKEL	23	F	SAN DIEGO	CA SDTC	41:15	21	SR
48	ELAINE HELLER	31	F	SAN FRANCISCO	CA PMSD	41:28	22	SR
49	BARBARA PATTERSON	21	F	NORTHBRIDGE	CA SFVT	41:28	23	SR
50	TOMMA GROCHOWSKI	18	F	IRVINE	CA CSLB	41:28	26	JR
51	KATHY LANGDGE	19	F	BONITA	CA SDTC	41:36	24	SR
52	PAULA COBB	14	F	SAN BERNARDINO	CA RRR	41:37	27	JR
53	ELAINE SCHULTZ	18	F	LOS ANGELES	CA UCLA	41:44	28	JR
54	SHERI MARSHALL	18	F	LOS ANGELES	CA UCLA	41:44	29	JR
55	NORMA MILLER	31	F	POWAY	CA SDTC	41:46	25	SR
56	DOMNA CHIFF	17	F	VAN NUYS	CA	41:46	30	JR
57	JANET EDWARDS	27	F	SAN DIEGO	CA SDTC	41:46	26	SR
58	PATTY FORD	19	F	ANAHEIM	CA PUSA	41:48	27	SR

RESULTS

440y Relay:

- 1) UCR 41.4
- 2) UNLV 42.0

Mile Relay:

- 1) PL 3:20.4
- 2) CL 3:20.6

2 Mile Relay:

- 1) CSLA and PL 7:52.0

Sprint Medley Relay:

- 1) PP 3:37.8

HJ:

- 1) Weeks (CL) 6-10 1/2
- 2) Flynn (UCR) 6-8
- 3) Thomas (UNLV) 6-8

LJ:

- 1) Namikas (PP) 24-4 3/4
- 2) Walker (CL) 22-11 3/4

TJ:

- 1) Namikas (PP) 49-0 1/2
- 2) McClure (UNLV) 48-3

PV:

- 1) Eskola (CSLA) 15-0 1/2
- 2) Ortiz (CL) 14-0

SP:

- 1) Silverman (UNLV) 49-6 1/2
- 2) Lindsay (UNLV) 48-4 1/2

DT:

- 1) Auferoth (Biola) 1:55-1
- 2) Warren (CSLA) 1:53-2

JT:

- 1) Myles (CL) 2:05-3
- 2) Waters (PL) 2:02-6

HT:

- 1) Edwins (CL) 1:63-6
- 2) Auferoth (B) 1:60-4

Cal Lutheran 61, CS Los Angeles 57, Pomona-Pitzer 48, UC Riverside 43, Point Loma 40 1/2, UN Las Vegas 38, Whittier 19, USIU 13, Biola 12, Redlands 11.

Women's Division I

100m:

- 1) Lynch (CSLB) 11.2
- 2) Jones (UNLV) 11.5

800:

- 1) Bonds (CSLB) 2:20.3
- 2) Anderson (Tx) 2:22.3

1500:

- 1) Abare (SDS) 4:52.8
- 2) Davis (Tx) 5:00.6

3000:

- 1) Campbell (Tx) 9:53.5
- 2) Garcia (Tx) 9:56.4

100m H:

- 1) Branch (UNLV) 13.8
- 2) Render (UNLV) 14.1

400m H:

- 1) Etienne (Tx) 61.9

Mile Relay:

- 1) Redlands "A" 4:07.2
- 2) Mile Relay: 10:23.8

High Jump:

- 1) Jepsen (UCI) 5-2

Long Jump:

- 1) Thomas (CSB) 16-7 1/2

Shot:

- 1) Landsedel (CSB) 40-3

Discus:

- 1) Landsedel (CSB) 119-10

Javelin:

- 1) Stary (PP) 130-2

Redlands 80, Chico State 50, Pomona-Pitzer 49 1/2, CS Bakersfield 48, UC Irvine 29 1/2, Cal Poly Pomona 16.

/Vince Reel/

March 24. Santa Barbara. 1st Annual UCSB Invitational

Hammer:

- 1) Scott Neilson (U of Wash) 222-8
- 2) Jon Goldhammer (un) 177-2
- 3) Rick Brunner (CPSLO) 173-4

400m Relay:

- 1) UC Riverside 41.8
- 2) Univ. of Washington 42.0
- 3) Cal Poly SLO 42.5

3000m Steeplechase:

- 1) Mike LaBold (UCSB) 8:53.6
- 2) Gary Gustafson (U of WA) 9:00.0
- 3) Mark Hallenback (U of WA) 9:02.0
- 4) Bill Gail (SU) 9:04.6

Shot Put:

- 1) Steve Summers (U of Wash) 58- 1/2
- 2) David Michelmore (CPSLO) 52-2
- 3) Paul Toma (CPSLO) 49-9

Long Jump:

- 1) Eddie Tate (CPSLO) 23- 1/2
- 2) Dan Luna (CSLA) 21-6 1/2
- 3) James Patton (CPSLO) 21-3/4

1500m:

- 1) Peter Farell (U of Wash) 3:48.0
- 2) Tom Calley (Oxy) 3:50.2
- 3) Jeff Small (CPSLO) 3:54.7

400m:

- 1) John Kozol (U of Wash) 48.3
- 2) Mike Bush (CPSLO) 48.4
- 3) Greg June (Oxy) 49.2

110m HH:

- 1) Sam Turner (CSLA) 14.2
- 2) Gabe McCurtis (UCR) 15.2

100m:

- 1) Dan Miller (CSLA) 10.6
- 2) Sam Turner (CSLA) 10.6
- 3) Chester Hart (CSLA) 10.7
- 4) Mike Krause (U of Wash) 10.7

4-mile relay — Redwood 18:13.6; 2. Mt. Whitney 18.20.0; 3. West 18:33.7.
 Mile relay — Bakersfield 3:28.7; 2. McLane 3:29.3; 3. Edison 3:31.3.
 Discus — Bennett, Kingsburg, 164.7; 2. Thomas, McLane, 157.3; 3. Mosebar, Mt. Whitney, 151.1.
 HJ — Miller, Sanger, 6.4; 2. Talwks, Sanger, 6.2; 3. Bass, Madera, 6.2.
 PV — Pollard, Highland, 13.0; 2. Tarkon, Le-moore, 13.0; 3. Riding, Hoover, 12.4.
 LJ — Gaffney, Lemoore, 22.3; 2. Portee, Clovis, 21.8; 3. Ellard, Hoover, 21.5.
 SP — Mosebar, Mt. Whitney, 56.0 1/4; 2. Dennis, McLane, 52.7; 3. Merlo, Sanger, 51.10.
 TJ — Portee, Clovis, 45.3; 2. Ellard, Hoover, 44.4; 3. Lewis, Lemoore, 44.3.

Girls

440 relay — Madera 51.4; 2. Builard 51.7; 3. West 51.8.

100 — Ward, South, 11.2 (meet record); 2. Wright, Edison, 11.5; 3. Covington, Foothill, 11.6.

Mile — Goen, North, 5:00.1 (meet record); 2. McPherson, Clovis, 5:14.5; 3. Ortiz, Tulare Western, 5:16.7.

110 LH — Haynes, Madera, 15.4; 2. Sanchez, Redwood, 16.2; 3. Shaw 16.2.

Mile relay — North 4:06.2 (meet record); 2. West 4:11.8; 3. Mt. Whitney 4:15.0.

Discus — Buermann, Bakersfield, 137.1 (meet stadium, valley records); 2. Banks, Delano, 113.6; 3. Stearns, Sanger, 110.7 1/2.

LJ — Feese, Lemoore, 5-1 1/2; 2. House, Hoover, 5-1; 3. Haynes, Madera, 5-1.

LJ — Haynes, Madera, 18-1; 2. Wright, Edison, 17-9; 3. Smith, Edison, 17-6 1/4.

SP — Washington, Redwood, 37-7 1/2 (meet record); 2. Banks, Delano, 36-7; 3. Greer, Mt. Whitney, 35-10.

/Ron Blackwood/

March 21-22 Fresno State Decathlon.

100 — Warkentin, unaff., 11.1 (780 points), George 11.1 (780), Mike Wilcox, FSU, 11.2 (756), Tom Byron, FSU, 11.5 (687), Tom Crosby, FSU, 11.6 (665).

Long jump — George, 22-8 1/4 (804), Warkentin, 22-3 3/4 (778), Doug Ming, Colorado State, 20-5 (653), Crosby 20- 1/4 (626), Jeff Harmon, California, 20- 1/4 (626).

Shot put — Warkentin, 45-8 1/2 (723), George, 43-6 3/4 (683), Danny Hall, Colo. State, 40-5 3/4 (622), Harmon, 38-1 (573), Byron, 37-4 (558).

High jump — Warkentin, 6-4 3/4 (813), Byron, 6-3 1/2 (788), George, 6-2 1/2 (760), Hall, 6-1 1/4 (734), Harmon, 6-0 (698).

400 meters — Warkentin, 48.9 (856), George, 49.8 (814), Don French, Colo. State, 50.9 (766), Wilcox, 51.5, (740), Byron, 51.9 (732).

First-day totals — Warkentin 3,950, George 3,841, Byron 3,389, Harmon 3,256, Hall 3,256, Wilcox 3,054, French 3,042, Crosby 3,041, Ming 2,963.

110HH — John Warkentin, Unaff., 11.4 (914 points); 2. Roger George, Athletics West, 14.8 (870); 3. Mike Wilcox, FSU, 15.2 (827); 4. Danny Hall, Colo St., 15.7 (777); 5. Tom Byron, FSU, 16.0 (748).

Discus — 1. Warkentin 167.9 (892); 2. George, 144.4 (763); 3. Byron 125.4 (650); 4. Wilcox 117-1 (598); 5. Jeff Harmon, Cal, 115-0 (585).

PV — 1. George 14.4 1/4 (906); 2. Warkentin 14- 1/2 (879); 3. Byron 14- 1/2 (879); 4. Hall 162-9 (627); 5. Byron 160-11 (620).

1,500 — 1. Don French, Colo St., 4:25.2 (623); 2. Warkentin 4:29.3 (594); 3. George 4:35.4 (554); 4. Harmon 4:41.9 (495); 5. Hall 4:50.5 (462).

Ten-event totals — Warkentin 8,011; George 7,762; Byron 6,717; Hall 6,141; French 6,137; Wilcox 6,007; Harmon 6,002; Ming 5,819; Tom Crosby, FSU, 5,747.

March 18. Arroyo Grande. St. Patrick's Great Race--20 kilometers, from Lopez Lake to St. Patrick's Church:

- Allen Schofield 30 Arroyo Grande-SLDC 68:10
- Jaime Hernandez 16 ArrGrande-SLDC/AGHS 72:24
- Raul Garcia 17 Arroyo Grande-AGHS 72:25
- Carlos Real 17 Guadalupe-AGHS 75:38
- Unidentified 76:39
- Daniel Buckley 20 Nipomo-St.Patrick's 77:19
- Mike Veron 33 StaMargarita-SLDC 78:29
- Greg DeNike 29 Arroyo Grande-SLDC 79:38
- Stan Rosenfield 30 S.L.O.-SLDC 80:08
- Jack Cline 44 Grover City-StBnbs 81:12
- Mal Rich 39 S.L.O.-SLDC 81:33
- Brent Pruch 15 Arroyo Grande-AGHS 82:25
- Bill Young(early start) Arroyo Grande 83:35
- Joe Casano 14 Arroyo Grande-AGHS 83:45
- Jerry Hill 37 Nipomo-SLDC 83:56
- Charles Cabassi 40 Unattached 84:18
- Terry Cook 20 Arroyo Grande 85:27
- Chris Smith 30 Arroyo Grande-StP 86:37
- David Smith 17 Arroyo Grande-AGHS 87:05
- Keith Shshone 13 ArrGrande-Judkins 87:35
- Norman Eberhard 16 Arroyo Grande-AGHS 87:38
- Miller Staton 14 Arroyo Grande-StJ. 87:52
- Ron Levy 23 Santa Maria-SMVS 88:00
- Mike Cafarchia 32 Arroyo Grande 88:21

/Stan Rosenfield/

March 19. Morro Bay

11. Brent Fruch	15	Arroyo Grande-AGHS	82:25
13. Bill Young(early start)	14	Arroyo Grande	83:35
14. Joe Casano	14	Arroyo Grande-AGHS	83:45
15. Jerry Hill	37	Nipome-SLDC	83:56
16. Charles Cabassi	40	Unattached	84:18
17. Terry Cook	20	Arroyo Grande	85:27
18. Chris Smith	30	Arroyo Grande-StP	86:37
19. David Smith	17	Arroyo Grande-AGHS	87:05
20. Keith Shshone	13	ArrGrande-Judkins	87:35
21. Norman Eberhard	16	Arroyo Grande-AGHS	87:38
22. Miller Staton	14	Arroyo Grande-StJ.	87:52
23. Ron Levy	23	Santa Maria-SMWS	88:00
24. Mike Cafarchia	32	Arroyo Grande	88:21

/Stan Rosenfield/

March 19. Morro Bay. 10 Mile Morro Bay State Park Relay (4 x 2.5 mi):

1) Luis Arreola	12:25
2) Jim Casper	12:50
3) Eddy Cadena	12:51
4) Bob Nanninga	12:59
5) Antonio Arreola	13:10
6) Jim Hurley	13:34
7) Jack Christie Jr.	13:35
8) Rey Pena	13:35
9) Steven Dabill	13:36
10) John Beaton	13:40
11) Frank Hutchinson	13:43
12) Brian Waterbury	13:45
13) Mike Barnes	13:46
14) Walter Thompson	13:49
15) Stan Rosenfield	14:18
18) Amber Pappe	15:02
21) Liz Bradley	15:23
25) Carrie Walters	15:40
39) Laura McCarthy	16:12

/Stan Rosenfield/

March 18. Redlands. 3rd Annual Redlands Invitational

Men's Division

100m:	
1) Trapps (UNLV)	10.2
2) Orange (UCR)	10.8
3) Forrest (UCR)	10.9
800:	
1) Sawney (PL)	1:54.5
2) Edwards (W)	2:00.3
1500:	
1) Lillig (CSLA)	3:59.7
2) Kleinsasser (PL)	4:02.5
5000:	
1) Garcia (UCR)	14:37.8
2) Westfall (UCR)	14:40.5
10,000:	
1) Rubino (CSLA)	31:23.2
2) Harnett (PP)	31:23.6
3) Jacobson (UCSD)	32:33.4
3000m Steeplechase:	
1) Mueller (UCR)	9:40.6
2) Buchan (PP)	9:53.6
110H:	
1) Kennedy (CL)	14.4
2) Harper (W)	15.0
3) DeRoo (R)	15.1
400H:	
1) Orr (PP)	53.4
2) Kennedy (CL)	55.2
3) Boyd (PL)	56.1

1) Pomona-Fritzer 48, UC Riverside 43, Point Loma 40 1/2, UN Las Vegas 38, Whittier 19, USIU 13, Biola 12, Redlands 11.

Women's Division I

100m:	
1) Lynch (CSLB)	11.2
2) Jones (UNLV)	11.5
800:	
1) Bonds (CSLB)	2:20.3
2) Anderson (Tx)	2:22.3
1500:	
1) Abare (SDS)	4:52.8
2) Davis (Tx)	5:00.6
3000:	
1) Campbell (Tx)	9:53.5
2) Garcia (Tx)	9:56.4
100m H:	
1) Branch (UNLV)	13.8
2) Render (UNLV)	14.1
400m H:	
1) Etienne (Tx)	61.9
2) Branch(UNLV)	64.0
440y Relay:	
1) UNLV	47.2
2) CSLB	49.2
880y Medley Relay:	
1) UNLV	1:46.6
Mile Relay:	
1) Texas	4:03.7
2) SDS	4:13.2
2 Mile Relay:	
1) Texas	8:18.4
2) SDS	9:52.9
High Jump:	
1) Crump (UNLV)	5-4
2) Simon (CSLB)	5-4
Long Jump:	
1) Walker (CSLB)	19-9 1/2
2) Page (SD)	18-10 1/2
Shot Put:	
1) Dole (CSLB)	47-2
2) Stevenson (UNLV)	42-4 3/4
Discus:	
1) Finsrud (Tx)	145-11
2) Messner (Tx)	138-7
Javelin:	
1) Dietrich (SDS)	169-10
2) Camarigg (CSLB)	143-10
UN Las Vegas 72, Univ. of Texas 63, CS Long Beach 58, San Diego State 55.	

Women's Division II

100m:	
1) Kennedy (R)	11.9
800m:	
1) Anderson (CSB)	2:14.4
2) Fromme (R)	2:14.6
1500m:	
1) DeAnda (CP)	5:14.6
3000m:	
1) Aubuchon (Chico)	11:01.4
100m H:	
1) Bidlack (Chico)	16.3'
400m H:	
1) Lindenmeyer (R)	67.8
440y Relay:	
1) Redlands	50.8
880y Medley Relay:	
1) Redlands "A"	1:52.6

1) Steve Summers (U of Wash)	50-2
2) Paul Toma (CPSLO)	52-2
3) Paul Toma (CPSLO)	49-9
Long Jump:	
1) Eddie Tate (CPSLO)	23-1/2
2) Dan Luna (CSLA)	21-6 1/2
3) James Patton (CPSLO)	21-3/4
1500m:	
1) Peter Farell (U of Wash)	3:48.0
2) Tom Calley (Oxy)	3:50.2
3) Jeff Small (CPSLO)	3:54.7
400m:	
1) John Kozol (U of Wash)	48.3
2) Mike Bush (CPSLO)	48.4
3) Greg June (Oxy)	49.2
110m HH:	
1) Sam Turner (CSLA)	14.2
2) Gabe McCurtis (UCR)	15.2
100m:	
1) Dan Miller (CSLA)	10.6
Sam Turner (CSLA)	10.6
2) Chester Hart (CSLA)	10.7
3) Mike Krause (U of Wash)	10.7
4) Gerald Peele (CSLA)	10.7
800m:	
1) Mike Radford (U of Wash)	1:52.2
2) Tom Light (UCSB)	1:52.4
3) G. Hehia (CSLA)	1:52.6
4) R. Osborne (CSLA)	1:52.9
5) Greg Partanian (Oxy)	1:52.9
High Jump:	
1) Kevin Hall (Oxy)	6-8
2) Greg Kraft (CPSLO)	6-8
Triple Jump:	
1) Eddie Tate (CPSLO)	50-0
200m:	
1) Chester Hart (CSLA)	21.4
2) D. Miller (CSLA)	21.5
3) Mike Bush (CPSLO)	21.7
3000m:	
1) Bill Stolp (U of Wash)	8:15.7
2) Mitch Kingery (CPSLO)	8:20.2
3) Bill McClement	8:21.8
Discus:	
1) Steve Summers (U of Wash)	161-2
2) Scott Neilson (U of Wash)	160-8
3) Lars Koch (CSLA)	152-1
Pole Vault:	
1) Craig Robinson (CSLA)	16-1
2) Leo Linn (UCSB)	15-7
3) Jeff Ferguson (CSLA)	15-7
10,000m:	
1) Chris Vallani (U of WA)	30:37.9
2) Robby Bray (CPSLO)	31:11.6
3) Gerardo Canchola (UCSB)	31:30.6
/Steve Miller/	

March 21. Lemoore: San Joaquin Valley Relays.

330 LH — Smith, Hanford, 39.2; 2. Pretzer, McLane, 39.3; 3. Ledermann, Clovis, 39.4.
440 relay — Bakersfield 43.0; 2. Lemoore 44.5; 3. Hoover 44.5.
2-mile relay — Lemoore 8:12.2; 2. Bullard 8:15.3; 3. McLane 8:18.2.
120 HH — Ledermann, Clovis, 14.7; 2. Rhoades, Fresno, 15.3; 3. Lonsinger, Highland, 15.4.
100 — Gaffney, Lemoore, 9.8 (meet record); 2. Thomas, Hanford, 9.9; 3. Green, West, 10.2.
2-mile — Castillo, Tulare Western, 9:34.0; 2. McDannald, Hoover, 9:40.3; 3. Burns, Shafter, 9:42.8.
Sprint medley relay — Bakersfield 3:38.1; 2. Bullard 3:43.4; 3. Roosevelt 3:46.9.
8x220 relay — Bakersfield 3:03.5; 2. Edison 3:03.7; 3. Lemoore 3:07.0.

110H — John Warkentin, Unatt., 11.3 (914 points); 2. Roger George, Athletics West, 14.8 (870); 3. Mike Wilcox, FSU, 15.2 (827); 4. Danny Hall, Colo St., 15.7 (777); 5. Tom Byron, FSU, 16.0 (748).
 Dis — 1. Warkentin 167.9 (892); 2. George, 144.4 (763); 3. Byron 125.4 (650); 4. Wilcox 117.1 (598); 5. Jeff Harmon, Cal, 115.0 (585).
 PV — 1. George 14.4 (906); 2. Warkentin 14.2 (879); 3. Byron 14.1 (879); 4. Harmon 12.9 (780); 5. Doug Ming, Colo St., 12.9 (780).
 Jav — 1. George 215-3 (828); 2. Warkentin 202-4 (782); 3. Ming 178-6 (691); 4. Hall 162-9 (627); 5. Byron 160-11 (620).
 1,500 — 1. Don French, Colo St., 4:25.2 (623); 2. Warkentin 4:29.3 (594); 3. George 4:35.4 (554); 4. Harmon 4:41.9 (495); 5. Hall 4:50.5 (462).
 Ten-event totals — Warkentin 8,011; George 7,762; Byron 6,770; Hall 6,144; French 6,137; Wilcox 6,002; Harmon 6,002; Ming 5,819; Tom Crosby, FSU, 5,742.

3RD CONEJO HANDICAP 10 KM		
DISTANCE-- 6.200 MILES		DATE--040278
PLC		FAST TIME
1 GIL ESPARZA	23	33:11
2 TOM ONEIL	18	33:14
3 RAY RAMIREZ	19	34:00
4 DAVID MINEAU	31	34:10
5 STEVE DURAND	21	34:40
6 STEPHEN HALLEY	25	35:03
7 MARK HEMPHILL	28	35:03
8 MICHAEL BERGKAMP	24	35:07
9 REED FINFROCK	31	35:25
10 FRANK FREYNE	38	35:33
11 JIM FLANIGAN	28	35:44
12 TED BROCK	34	36:01
13 BERNIE RAMIREZ	18	36:01
14 CHARLES R MCCLUNG	37	36:16
15 RALF LATHAM	36	36:16
16 BOB HUTTON	32	36:18
17 JOSEPH MARINO	38	36:21
18 MARK KRENZEN	30	36:43
19 ROB KIERNAN	16	36:45
20 DAVID HALL	27	36:46
21 ED WEHAN	34	36:52
22 JAY ROMAIS	34	36:56
23 VERNE TJARKS	38	37:01
24 KEN LUCCI	29	37:07
25 RICK VASQUEZ	41	37:13
26 MAX HUFFERD	33	37:30
27 JORY HALLANAN	30	37:37
28 CARL PYTLINSKI	39	37:38
29 CRAIG MYERS	31	37:41
30 TOM WALLER	26	37:45
31 BILL CHRISTIANSEN	35	37:53
32 BOB SCULLY	21	38:02
33 BERT SHEFFEL	31	38:06
34 LANCE WINSLOW	13	38:07
35 FRED NAGELSCHMIOT	53	38:13
36 JACK STEWART	40	38:20
37 ROBT METTAM	28	38:22
38 MAX MARIN	19	38:25
39 J MORRISON	36	38:30
40 RICHARD DURAND	49	38:40
41 TED YZAGUIPPE	40	38:50
42 AMY PERLSTEIN	12	39:09
43 KATHY KIERNAN	12	39:10
44 ANDREW METZGER	12	39:17
45 JIM KNERR	43	39:25
46 RICHARD MCFARLAND	43	39:30
47 WILLIAM CADY	31	39:35
48 BRECK LEATH	35	39:40
49 BILLY KARRH	35	39:40
50 TOM LOWE	29	39:45

April 2. Sunnyvale. Arrow Track Club 10Km at Moffett Park:

Table of track results for Sunnyvale Arrow Track Club 10Km at Moffett Park, listing names and times.

April 29

WESTERN STATE CONFERENCE

At College of the Canyons
100-Jackson (Oxnard), 10:75. 200-1. Harris (Ventura), 21:79; 2. Russell (Glendale), 21:79; 3. Jackson (O), 21:90; 4. Johnson (WLA), 22:01. 400-1. Harris (V), 47:1; 2. Ragan (G), 48:3; 3. Chapman (Compton), 48:9; 4. Spencer (WLA), 49:1. 800-1. Williams (Com), 1:52:9; 2. Rochester (Com), 1:53:3; 3. Sanders (WLA), 1:53:8; 4. Armbrister (Com), 1:54:1; 5. Reinhart (G), 1:54:3; 1,500-1. Lundgren (Hancock), 3:53:8; 2. Mendoza (G), 3:54:7; 3. Hilton (G), 3:54:8; 4. Porter (Can), 3:54:9; 5. Huff (H), 3:55:0; 6. Eagle (G), 3:55:3; 7. Gill (Santa Barbara), 3:59:4; 8. Santisteven (O), 3:59:5. STEEPLECHASE-1. Lewis (G), 9:24:7; 2. Sutherland (SB), 9:41:9. 5,000-Cory (G), 15:24:0. 10,000-1. Cory (G), 31:34:6; 2. Gibson (G), 32:26:1. 110HH-Logan (Com), 14.8. 400IH-Conway (SB), 54.19. 400 RELAY-1. West LA, 41:45; 2. Ventura, 41:98; 3. Oxnard, 42:20; 4. Glendale, 42:26. 1,600 RELAY-1. West LA, 3:15:9; 2. Compton, 3:15:9; 3. Glendale, 3:17:7; 4. Ventura, 3:18:6; 5. Canyons, 3:19:4. HJ-1. Boyd (Trade Tech), 6-11; 2. Gerlach (Moorpark), 6-9; 3. Barney (Hancock), 6-9; 4. Lawrence (M), 6-7; 5. tie between Eberly (M) and O'Touse (Can), 6-7. PV-Loockette (Com), 14-6. LJ-1. Hawk (WLA), 23-21/2; 2. Conway (SB), 23-01/4. TJ-1. Elziez (WLA), 47-5; 2. DeCaro (G), 47-0/4. SP-1. Gardner (Can), 54-4/4; 2. Wollerman (V), 50-0/4. DT-1. Heins (Can), 1:58-5; 2. Williams (G), 1:51-1; 3. Bishop (WLA), 1:46-1. JT-1. Carli (Can), 1:59-9; 2. Crowder (SB), 1:51-2. TEAM SCORES-1. Glendale, 150; 2. West LA, 113; 3. Compton, 81; 4. Ventura, 55; 5. Canyons, 54 1/2; 6. Santa Barbara, 46; 7. Hancock, 43; 8. Oxnard, 28; 9. Moorpark, 16 1/2; 10. Trade Tech, 12.

GOLDEN GATE CONFERENCE

At Chabot College
100-Lewis (San Jose), 10:0. 200-1. Lewis (SJ), 20:8; 2. Jackson (SJ), 21:1; 3. Rachal (SJ), 21:2. 400-1. Walker (Laney), 46:7; 2. Chepkovny (Foot-hill), 47:1; 3. Harvey (SJ), 47:3. 800-1. Sallaz (Chabot), 1:50:5; 2. Emery (Ch), 1:51:0; 3. Haynes (CCSF), 1:51:1; 4. Baker (West Valley), 1:52:1. 1,500-1. Sallaz (Ch), 3:49:9; 2. McQueeney (De Anza), 3:49:9; 3. Baker (WV), 3:50:4; 4. Dowling (Diablo Valley), 3:51:2; 5. Fabrin (SJ), 3:51:3. STEEPLECHASE-Pincombe (San Mateo), 9:14:6. 5,000-Mello, (SM), 14:34:8. 10,000-Sachrist (SJ), 31:27:0. 400IH-Phillips (SJ), 50:9. 440 RELAY-San Jose, 40:0; 2. Laney, 40:7. MILE RELAY-1. San Jose, 3:10:8; 2. Laney, 3:14:0; 3. San Mateo, 3:14:8. HJ-Gibbs (SJ), 7-1; 2. Peterson (Ch), 7-0. PV-1. Black (SM), 15-8; 2. Searle (WV), 15-8; 3. Westlund (DV), 15-4. TJ-Moreno (SJ), 49-6/4. SP-Traugher (SJ), 54-3/2. DT-Reid (Ch), 1:68-6.

SOUTHLAND INVITATIONAL of Hemet Boys' division

Pole vault-1. Anderson (Hemet), 13-0. 2. Manzaneres (Beaumont), 12-0. 3. Viero (Apple Valley), 12-0. 4. Schomber (Norco), 12-0. 5. Pelton (Palm Springs), 12-0. High jump-1. Steelman (Yuccaipa), 6-5 1/2 (new meet record, old record 6-4 1/2; Hammond, Palm Springs, 1977). 2. Perry (Palm Springs), 6-2. 3. Goble (Colton), 6-0. 4. Weber (La Sierra), 6-0. 5. Hoffiger (San Jacinto), 5-10. Long jump-1. Calloway (Caion), 21-3/4. 2. Morris (Perris), 20-7/8. 3. Montgomery (La Sierra), 20-6/8. 4. Harris (Riverside Poly), 20-5/8. 5. Jackson (Poly), 20-1. Shot put-1. Rhoads (Norte Vista), 52-3/8. 2. Thompson (Caion), 51-11. 3. Gray (Palm Springs), 51-6 1/4. 4. Bird (Apple Valley), 51-5/4. 5. Finger (San Jacinto), 51-5. Discus-1. Wallace (Norco), 158-9/16. 2. Finger (San Jacinto), 157-2. 3. Rhoads (Norte Vista), 152-4. 4. Andy (Hemet), 150-5. 5. Thompson (Caion), 150-2 1/2. 120 high hurdles-1. Williams (Palm Springs), 15:1. 2. Burgess (Caion), 15:2. 3. Sledge (Caion), 15:6. 4. Austin (Perris), 15:8. 5. Holloway (Apple Valley), 16:7. 100-1. Robinson (Palm Springs), 10:1. 2. Gray (Palm Springs), 10:2. 3. Thomas (Poly), 10:5. 4. Williams (Colton), 10:7. 5. Beckwith (Caion), 11:2. Mile-1. Fricker (Hemet), 4:24:4. 2. McCormack (San Jacinto), 4:27:8. 3. Morse (Apple Valley), 4:32:4. 4. Goodman (Palm Springs), 4:36:5. 5. Martin (Norco), 4:41:6. 440-1. Fricker (Hemet), 50:7. 2. Timmons (Perris), 51:1. 3. Wright (Palm Springs), 52:3. 4. tie among Velaz (Colton), Escarsegu (Perris) and Knight (Hemet), 52:4. Triple jump-1. Montgomery (La Sierra), 44-6 1/2 (new meet record, old record 42-

4. Jackson, Saddleback, 1977). 2. Durant (Caion), 44-5. 3. Armani (Caion), 41-8. 4. Taylor (Notre Dame), 41-7/4. 5. Austin (Perris), 41-13/4. 440 relay-1. Caion, 43:5. 2. Palm Springs, 44:0. 3. Poly, 45:2. 4. Colton, 45:2. 5. Perris, 45:2. 330 low hurdles-1. Johnson (Caion), 39:7. 2. Austin (Perris), 39:8. 3. Lopez (Hemet), 40:4. 4. Dabney (Banning), 41:3. 5. Williams (Caion), 41:4. 880-1. Fricker (Hemet), 1:58:7. 2. Gonzalez (La Sierra), 2:01:4. 3. Keeling (Palm Springs), 2:02:0. 4. Clark (Poly), 2:02:6. 5. Leytham (Norco), 2:03:8. 220-1. Jackson (Caion), 22:3. 2. Robinson (Palm Springs), 22:5. 3. tie between Johnson (Caion) and Gray (Palm Springs), 22:7. 5. Thomas (Poly), 22:8. Two-mile-1. Melendez (Norco), 9:35:3 (new meet record, old record 9:38:5, Campo, Colton, 1968). 2. Fricker (Hemet), 9:41:5. 3. McCormack (San Jacinto), 9:43:0. 4. Rodriguez (San Jacinto), 10:17:6. 5. Wedet (Norco), 10:21:4. Mile relay-1. Caion, 3:29:1. 2. Palm Springs, 3:31:4. 3. Perris, 3:31:7. 4. Apple Valley, 3:35:7. 5. Poly, 3:39:5. Team scores-Caion 91, Palm Springs 89, Hemet 54 1/2, Perris 43 1/2, Riverside Poly 24, Apple Valley 23, Colton 21 1/2, San Jacinto 21, La Sierra 18, Norco 18, Norte Vista 17, Yuccaipa 11, Beaumont 9, Banning 5, Notre Dame 5. Girls' division Discus-1. Deason (Yuccaipa), 102:5. 2. Cvitanich (San Jacinto), 99:2 1/2. 3. Orman (Poly), 96:5 1/2. 4. Dara (Hemet), 95:6. High jump-1. Sweeney (Yuccaipa Valley), 5-4. 2. Streeter (North), 5-0. 3. Billingsley (Hemet), 4-8. 4. Johnson (Indio), 4-8. 5. Marion (Norco), 4-6. Shot put-1. Langston (La Sierra), 38-6 1/4. 2. Hutchinson (Notre Dame), 36-7. 3. Deason (Yuccaipa Valley), 35-7 1/2. 4. Cvitanich (San Jacinto), 35-2 1/4. 5. Parker (Palm Springs), 34-5 1/2. Long jump-1. Streeter (North), 16-11. 2. McDade (Norte Vista), 16-2 3/4. 3. Butler (Perris), 16-0 1/4. 4. Sheppard (Caion), 15-11 1/8. 5. Payton (Perris), 15-9 1/4. 110 low hurdles-1. Culberson (Poly), 15:9. 2. Guierrez (Indio), 16:1. 3. Schouten (Notre Dame), 16:7. 4. Stoffer (Norco), 16:8. 5. Nunez (Yuccaipa), 17:5. 100-1. Winston (North), 11:6. 2. Chambers (Poly), 11:7. 3. Jackson (Caion), 11:8. 4. Sheppard (Caion), 11:9. 5. Bruce (Norco), 12:0. Mile-1. J. Kelley (Hemet), 5:18:1. 2. Orman (Poly), 5:22:6. 3. Eugenio (La Sierra), 5:24:8. 4. Greene (Indio), 5:25:8. 5. Shevitsky (Norco Junior High), 5:26:6. 440-1. Jackson (Caion), 59:4. 2. Schouten (Notre Dame), 1:00:8. 3. Harris (Caion), 1:01:7. 4. Green (Poly), 1:02:1. 5. Brooks (Yuccaipa), 1:02:3. 440 relay-1. North, 51:3. 2. Caion, 51:5. 3. Poly, 52:2. 4. Notre Dame, 52:3. 5. Yuccaipa, 52:7. 880-1. J. Kelley (Hemet), 2:21:1. 2. Esugenios (La Sierra), 2:23:9. 3. Orman (Poly), 2:25:8. 4. Lewis (Indio), 2:27:1. 5. Peru (Indio), 2:28:3. 220-1. McDade (Norte Vista), 26:2. 2. Winston (North), 26:3. 3. Chambers (Poly), 26:4. 4. Mathern (Notre Dame), 27:3. 5. Sheppard (Caion), 27:5. Two-mile-1. J. Kelley (Hemet), 11:44:5. 2. Greene (Indio), 11:51:3. 3. K. Kelley (Hemet), 12:33:5. 4. Bayless (Norco), 12:41:4. 5. Gonzales (La Sierra), 12:56:1. Mile relay-1. Caion, 4:09:2. 2. Notre Dame, 4:16:7. 3. Hemet, 4:20:8. 4. Yuccaipa, 4:21:3. 5. Perris, 4:23:5. Team scores-Caion 60, Hemet 52 Poly 49, Notre Dame 39, Indio 35, North 34, La Sierra 27, Yuccaipa Valley 26, Norte Vista 19, Norco 15, San Jacinto 12, Yuccaipa 11, Perris 10, Palm Springs 2, Colton 1.

April 8. Orange County Marathon

Table of marathon results for Orange County Marathon, listing names and times.

Southern California College Track and Field Championships

At UC Riverside
10,000-Westfall (UCR) 33:24:6. Villa (C), Wolters (F-P), Laya (B); Hammer-Edwins (CLC) 140ft., 5in., Aufferoth (B), Long (C), Nacamore (B), Stale (CLC); 3000 Steeplechase-Peterson (B) 9:44:6, Parks (UCR), Woolcraft (B), Andropoulos (W), Black (CLC); 400 Relay-1. UCR 41:3. 2. Chapman. 3. Cal Lutheran. 4. Biola; 1500-Garcia (UCR) 3:55:4, Earle (W), Helms (UCSD), Stickney (B), Lucero (F-P); PV-New (W) 13ft. 6in., Johnson (CLC), Rector (UCR), Berel (CLC); Javelin-Bergstresser (W) 62.8 meters, Myles (CLC), Delaney (B), Fealy (UCR), Tripp (C); LJ-Forest (UCR) 7.13 meters, Pearson (F-P), Washington (CLC), Walker (CLC), Jacks (C); SP-Long (C) 46ft., 7in., Bergstresser (W), Kohaut (C), Aufferoth (B), Pearson (F-P); 110 Hurdles-Kennedy (CLC) 14:7, McCurtis (UCR), Jacks (C), Thiesen (C), McLaugh (UCR); 400-June (UCR) 53:1, Grant (CLC), Eddy (CLC), Orvis (F-P), Orange (UCR); 800-Garcia (UCR) 1:57:3, Avery (F-P), Williams (F-P), Stickney (B), Archambault (UCR); Decathlon-Nordquist (W) 5,414 Points, Salcido (CLC), Hauskens (CLC), McLaugh (UCR); 100-Forrest (UCR) 10:8, Ewell (UCR), Weaterill (C), Jackson (B), McCurtis (UCR); 440 Hurdles-Kennedy (CLC) 53:8, Irliri (B), Largent (B), McCurtis (UCR), Smith (C); HJ-Phillips (C) 7ft. 2 1/2 in., Weeks (CLC), Flynn (UCR), Forrest (UCR), Salcido (CLC); Triple Jump-Pearson (F-P) 33.8 meters, Washington (CLC), Jacks (C), Thiesen (F-P); 200-Orange (UCR) 21:4, Forrest (UCR), Ewell (UCR), Morning (UCSD), Tognetti (CLC); 5000-Garcia (UCR) 14:59:6, Westfall (UCR), Helgeson (CLC), Earle (W), Weib (B); Mile Relay-1. Biola 3:23:1. 2. Cal Lutheran. 3. Fresno-Pacific; Discus-Auterth (B) 170 ft. 6 in., Kohaut (C), Bunn (B), Woodward (UCR), Bergstresser (W). Totals: 1-UC Riverside 177. 2-Cal Lutheran College 135 1/4. 3-Biola 106. 4-Chapman 84. 5-Fresno-Pacific College 65 1/4. 6-Westmont College 56. 7-UC San Diego 12 1/4.

May 20: Corvallis, OR, PAC-8 Champs.

PACIFIC-8 CHAMPIONSHIPS

At Corvallis, Ore.
400 meter relay-1. Southern California (Kevin Williams, William Mullins, Clarence Edwards, James Sanford), 39:27. 2. UCLA, 39:75. 3. Stanford, 39:96. 4. California, 40:18. 5. Washington, 41:53. 6. Oregon State, 41:77. 1500 meter relay-1. Rudy Chapa, Oregon,



17) Timothy Hansen	2:53:28
18) Roger Murray 2/40-49	2:54:10
19) Duane Shaffer 3/40-49	2:54:25
20) James Solomon 3/35-39	2:54:27
21) Joe Adams 4/40-49	2:54:36
22) Ron Alper	2:54:50
23) Sherman Schapiro	2:55:12
24) Bob Jeffrey 5/40-49	2:55:22
25) Hall Seeley 6/40-49	2:55:43
26) Raul Arbesu 1/50-59	2:56:10
27) Joe Burgasser 4/35-39	2:56:16
28) David Carter	2:56:19
29) Bob Szekeresh	2:56:22
30) Allan Johnson	2:56:48
45) Sandra Kiddy 1W/40-49	3:01:45
82) Janet Ledder 1W/30-39	3:11:05
104) Fran Solomon 2W/30-39	3:14:57
134) Marilyn Nippold 1W/0	3:19:10
136) Betty Wake 2W/40-49	3:19:45
142) Elaine Campo 2W/0	3:20:35
241) Marilyn Nichols 1W/18u	3:36:11
255) Carol Finney 3W/0	3:37:08
272) Barbara Pickler 4W/30-39	3:38:34
284) V. Melton 3W/40-49	3:40:25
325) Jim Bole 1M/60+	3:47:20

/David G. Sills/



RELAY—San Jose, 40.0; 2. Laney, 40.7.
 MILE RELAY—1. San Jose, 3:10.8; 2. Laney, 3:14.0; 3. San Mateo, 3:14.8. HJ—Gibbs (SJ), 7-1; 2. Peterson (Ch), 7-0. PV—1. Black (SM), 15-8; 2. Searle (WV), 15-8; 3. Westlund (DV), 15-4. TJ—Moreno (SJ), 49-6¼. SP—Traugher (SJ), 54-3¼. DT—Reid (Ch), 168-6.

(C), Jackson (B), McCurtis (UCR); 440 Hurdles—Kennedy (CLC) 53.8, Iriri (B), Largent (B), McCurtis (UCR), Smith (C); HJ—Phillips (C) 7ft. 2in., Weeks (CLC), Flynn (UCR), Forrest (UCR), Salcido (CLC); Triple Jump—Pearson (F-P) 13.86 meters, Washington (CLC), Jacks (C), Thiesen (F-P); 200—Orange (UCR) 21.4, Forrest (UCR), Ewell (UCR), Morning (UCSD), Tognetti (CLC); 5000—Garcia (UCR) 14:59.6, Westfall (UCR), Helgeson (CLC), Earle (W), Weit (B); Mile Relay—1. Biola 3:23.1. 2. Cal Lutheran. 3. Fresno-Pacific; Discus—Auterth (B) 170 ft. 6 in., Kohaut (C), Bunn (B), Woodward (UCR), Bergstresser (W).
 Totals: 1—UC Riverside 177. 2—Cal Lutheran College 135¼. 3—Biola 106. 4—Chapman 84. 5—Fresno-Pacific College 65¼. 6—Westmont College 56. 7—UC San Diego 12¼.

6TH HANSON DAM RUN
 DISTANCE--10.000 MILES

PLC	NAME	DATE	FAST TIME
1	CHUCK SHEAD	26	AIA 50:136
2	MIKE CHAMBLISS	28	B B 51:148
3	BILL ENT	23	B B 52:114
4	STEVE BLON	22	SUMI 52:137
5	STEVE BRUN	25	B B 53:102
6	ALLEN RUDE	28	54:400
7	TOM LEE	28	55:104
8	TOMAS RODRIGUEZ	24	CFTC 55:116
9	JOHN MADVIG	22	56:102
10	CARLOS GODOY	27	AZTL 56:106
11	BART J COVENTRY	37	STC 56:109
12	ED AVOL	26	B B 56:113
13	JOHN BRENNAND	42	SBAA 56:124
14	RICK DELANTY	27	B B 56:127
15	STEVE ADAMS	28	B B 56:148
16	WAYNE DOUGLAS	29	LVST 56:154
17	PHIL MEYER	26	56:158
18	ROY SWETT	39	R P 56:158
19	LARRY PONTINEN	36	SBAA 57:101
20	GARY ANDERSON	40	CCAC 57:107
21	DAVE GLYER	27	CCAC 57:132
22	BOYD HARTLEY	33	UNAT 57:149
23	STEPHEN KELLOGG	23	KLRF 57:159
24	KEN GRIFFIN	18	SFVT 58:103
25	SKIP SHAFER	40	CCAC 58:105
26	GTL SCHALLER	35	AZTL 58:110
27	R WEYNAND	20	58:114
28	UNIDENTIFIED		58:126
29	DENNIS STANSAUK	21	SFVT 58:136
30	NORM TOMERS	37	STC 58:143
31	CHARLES R MCCLUNG	37	UNAT 58:151
32	BRUCE BILLS	29	59:104
33	RENE DIAZ	34	SFTC 59:120
34	JIM HINAMI	34	AZTL 59:124
35	STEPHEN TYLER	18	59:127
36	STEVE CROUCH	32	GPAC 59:130
37	JORY HALLANAN	30	O R 59:138
38	ANDRE TOCCO	42	CCAC 59:138
39	TOM GLEASON	35	59:140
40	ROBERT METTAM		59:145
41	CELTA PETERSON	18	59:149
42	ROBERT OPLIGER	24	UCSB 59:156
43	F BUSTAMANTE	21	1:00:102
44	UNIDENTIFIED		1:00:106
45	DAVID CARRASCO	30	SFVT 1:00:107
46	CHARLIE ALVAREZ	23	1:00:108
47	DAVE HOLLAND	37	STC 1:00:108
48	BYRLE SOLLLEN	30	STC 1:00:111
49	LES CALDERA	26	UNAT 1:00:115
50	BOB HOLTZ	46	STC 1:00:126
51	RICK VASQUEZ	41	AZTL 1:00:133
52	ELOPEZ	18	1:00:146
53	WAYNE WALKER	24	1:00:156
54	DAVE HERTI	26	1:00:162
55	TONY GOFREDDO	31	SDTC 1:00:163
56	BOB RUDE	36	1:00:167
57	JOHN WHISENAND	37	STC 1:00:107
58	LEN EFFRON	42	CCAC 1:00:110
59	ERNIE MUNOZ	23	1:00:113
60	NAV CONN	36	1:00:114
61	DAVID SMITH	36	1:00:114
62	DICK FONSECA	43	SFVT 1:00:142
63	PAT LOGAN	42	SCS 1:00:156
64	JOHN BECKMAN	36	CCAC 1:00:106
65	BLAKE WOOD	19	1:00:117
66	EDGAR F. HURT JR	37	UNAT 1:00:118
67	RAY REGALADO	35	1:00:120
68	ROBERT NYMAN	39	CCAC 1:00:123
69	BOB SHULTZ	32	1:00:139
70	GARY STANSAUK	27	SFVT 1:00:154
71	FRANK FREYNE	38	CCAC 1:00:159
72	JOHN HEIKEN	44	STC 1:00:165
73	TERRY TOLES	31	SFVT 1:00:165
74	FRED NINO	24	1:00:115
75	DAVID THOMPSON	31	1:00:118
76	AURELIO CAMACHO	47	STC 1:00:123
77	BRIAN SEED	26	1:00:135
78	RICHARD DAVIES	56	CCAC 1:00:141
79	HOWARD ALBANO	45	GPAC 1:00:153
80	MARVIN WYNER	40	WVTC 1:00:160

May 20: Corvallis, OR, PAC-8 Champs.

PACIFIC-8 CHAMPIONSHIPS
 At Corvallis, Ore.

400 meter relay — 1. Southern California (Kevin Williams, William Mullins, Clarence Edwards, James Sanford), 39.27. 2. UCLA, 39.75. 3. Stanford, 39.96. 4. California, 40.18. 5. Washington, 41.53. 6. Oregon State, 41.77.
 1500 meter — 1. Rudy Chapa, Oregon, 3:38.97. Pac-8 meet record; old record 3:40.3, Hallu Ebba, Oregon State, 1973. 2. David Ormwansa, Southern Cal, 3:39.45. 3. Bruce Nelson, Oregon, 3:41.84. 4. Matt Centrowitz, Oregon, 3:44.23. 5. Peter Favell, Washington, 3:46.99. 6. Bill Delatorre, Oregon State, 3:47.49. 7. Tom Lab-singer, Stanford, no time. 8. Andy Clifford, California, 3:53.2.
 High jump — 1. Dwayne Joseph, UCLA, 7-1. 2. Tim Walker, Southern Cal, 7-0. 3. Dennis Smith, Southern Cal, 7-0. 4. Tie, Al Darnielle, Washington State and Scott Allen, Washington State, 6-10. 6. John Edwards, Oregon State, 6-8. 8. John Littleboy, Stanford, 6-6.
 110 meter high hurdles — Greg Foster, UCLA, 13.63. 2. Tom Turner, Washington State, 14.17. 3. Jeff Bruce, Washington State, 14.18. 4. Richard Graybehl, Southern Cal, 14.33. 5. Roy Smith, California, 14.34. 6. Walter Pratty, California, 14.59.
 400 meter hurdles — 1. Richard Graybehl, Southern Cal, 49.98, meet record, old record Tom Andrews, Southern Cal, 50.04, 1976. 2. Walter Pratty, California, 50.69. 3. Roy Smith, California, 50.23. 4. Gary Susac, Oregon State, 51.37. 5. Andrew Fields, Oregon State, 51.59. 6. Daniel Seymour, Washington State, 52.02.
 200 meter — 1. Clancy Edwards, Southern Cal, 20.06, meet record, old record by Edwards, 20.13, 1977. 2. James Sanford, Southern Cal, 20.24. 3. Greg Foster, UCLA, 20.40. 4. James Lofton, 20.33. 5. Andrew Banks, Oregon, 20.36. 6. Joel Andrews, Southern Cal, 20.92.
 Triple jump — 1. Willie Banks, UCLA, 54-11. 2. Mike Marlow, California, 53-4½. 3. Ian Campbell, Washington State, 53-0¾. 4. Dwayne Joseph, UCLA, 51-2¼. 5. Chip Benson, UCLA, 50-7½. 6. Fred Asser, Southern Cal, 49-8½. 8. Mike Dobbins, California, 49-7 ½.
 5000 meter run — 1. Henry Rono, Washington State, 13:20.23. Meet record, old record Samson Kimombwa, Washington State, 13:35.4, 1977. 2. Joel Cheruiyoi, Washington State, 13:34.79. 3. Joshua Kimeta, Washington State, 13:33.79. 4. Rudy Chapa, Oregon, 13:44.35. 5. Samson Kimombwa, Washington State, 13:51.70. 6. Don Clary, Oregon, 14:07.7. 12. Hal Schult, California, 15:10.0.
 1600 meter relay — 1. Southern Cal, (Joel Andrews, Rayfield Beaton, James Sanford, Billy Mullins), 3:05.29. Meet record. Old record, UCLA, 3:05.6, 1972. 2. UCLA, 3:06.43. 3. Oregon State, 3:07.99. 4. Stanford, 3:08.10. 5. California, (Floyd Edgings, 47.2, Ron Brown, 46.5, Mike Farmer, 47.3, Phil Guss, 47.1) 3:08.11. 6. 400 meter — 1. Don Thompson, UCLA, :45.96. 2. James Sanford, Southern Cal, :46.07. 3. Kasheef Hassan, Oregon State, :46.20. 4. Larry Goldston, UCLA, :46.26. 5. Jeff Samsay, Washington State, :47.79. 6. Gary Barnes, Oregon State, :47.95. 7. Alan Shoats, Stanford, :48.68. (Billie Mullins, Southern Cal, :45.26, disqualified, lane violation.)

110 meter hurdles — 1. Greg Canfield, California, :14.7. 2. Mike Allen, Washington State, :14.8. 3. Joel Johnson, Oregon State, :15.0. 4. Devon Wheeler, UCLA, :15.1. 5. Bengt Larsson, Oregon State, :15.3. 6. Iipo Paananen, Southern Cal, :15.8.
 Discus — 1. Gary Gefre, Washington, 138-8. 2. Paul Doyle, Oregon, 137-10. 3. Larson, Oregon State, 128-7. 4. Wheeler, UCLA, 126-5. 5. Paananen, Southern Cal, 120-8. 6. Johnson, Oregon State, 120-8.
 Pole vault — 1. Doyle, Oregon, 14-8. Mike Allen, Washington State, 14-9 (tie). 3. Johnson, Oregon State, 14-4. 4. Larson, Oregon State, 14-0½. 5. Paananen, Southern Cal, 13-0. 6. Wheeler, UCLA, 12-8.
 Javelin — 1. Gefre, Washington, 222-5. 2. Paananen, Southern Cal, 220-4. 3. Larson, Oregon, 213-3. 4. Wheeler, UCLA, 195-9. 5. Johnson, Oregon State, 185-11. 6. Doyle, Oregon, 184-11.
 1500 meters — 1. Wheeler, UCLA, 4:19.7. 2. Larson, Oregon State, 4:27.0. 3. Johnson, Oregon State, 4:28.7. 4. Doyle, Oregon, 4:36.5. 6. Gefre, Washington, 4:40.0. 6. Canfield, California, 4:40.7.
 Decathlon final scores — 1. Bengt Larsson, Oregon State, 7:622. 2. Mike Allen, Washington State, 7:483. 3. Joel Johnson, Oregon State, 7:414. 4. Greg Canfield, California, 7:276. 5. Devon Wheeler, UCLA, 7:273. 6. Gary Gefre, Washington, 7:088.
 Team scoring — Southern California 126, Oregon 119, UCLA 113, Washington State 109½, Washington 60, Oregon State 56½, California 37, Stanford 28.

May 20, NAIA Meet.

NAIA CHAMPIONSHIPS
 At Abilene, Tex.

200—1. Kimbles (Texas Southern), 21:23. 2. Moxey (TS), 21:24. 400—1. F. Taylor (TS), 46:90. 2. J. Taylor (TS), 47:26. 800—1. White (Prairie View), 1:47.8; 2. Golden (South Carolina St.), 1:49.0; 3. Dotson (St. Augustine's), 1:49.5. 1,500—1. Hills (Northwest Nazarene), 3:45.1; 2. Hanson (UW La-Crosse), 3:46.7; 3. Masterson (Ouachita Baptist), 3:46.7. 5,000—Henry (Pembroke St.), 14:23.25. 400H—1. McCra-ney (Southern), 52:14. 2. Neely (George Fox), 52:34. 3. Johnson (Texas Southern), 52:51. 400 RELAY—1. Texas Southern (Kimble, Moxey, F. Taylor, Williams), 40:83. 2. St. Augustine's, 41:12. 3. Ouachita Baptist, 41:53. MILE RELAY—Prairie View (Terrell, Johnson, White, Hunt), 3:10.1.
 MARATHON—Antezak (UW La-Crosse), 2:22:26.49. HJ—White (Eastern Washington), 7-0. TJ—White (E. Wash.), 50-4¼. PV—Olson (Abilene Christian), 16-7. SP—1. Gross (Adams St.), 63-1; 2. White (Arkansas Tech), 62-9¼.
 FINAL TEAM SCORES—Texas Southern 69; Adams St. 42; Abilene Christian 37; Eastern Washington 34; Pembroke St. 30.

/Vern Gambetta/

DATE 042378 SPA 50 KM AT LAS POSAS HILLS

PLC	NAME	AGE	CLUB	16 MI.	26.2 MI.	FINISH
1	KENNETH MOFFITT	25	AZTL	1:32:24	2:31:42	2:58:46
2	BART J COVENTRY	37	STC	1:43:29	2:46:15	3:14:58
3	STEVE DURAND	21	STC	1:39:16	2:43:16	3:15:20
4	JOHN RUPP	31	STC	1:43:33	2:46:16	3:15:40
5	JOHN RUDBERG	43	STC	1:43:32	2:47:15	3:18:17
6	ED ALMEIDA	55	SDTC	1:38:22	2:46:25	3:20:49
7	GARY SEEGER	33	G P	1:43:30	2:50:49	3:22:26
8	DENNIS R PARRISH	36	STC	1:43:35	2:49:47	3:24:21
9	KENNETH GANEZER	24	STC	1:45:21	2:55:50	3:28:28
10	ANDRE TOCCO	42	CCAC	1:46:48	2:57:40	3:33:04
11	JAVE T. PARKER	47	STC	1:47:03	2:58:42	3:36:40
12	JOE BIRD	37	PTFF	1:54:38	3:05:02	3:37:20
13	FRED MCHOID	48	SCS	1:48:21	3:00:25	3:38:06
14	HENRY NUNEZ	20	AZTL	1:52:13	3:03:38	3:39:03
15	SUE KRENN	28F	SDTC	1:50:52	3:05:53	3:40:52
16	CARL PYTLINSKI	39	STC	1:55:00	3:06:48	3:41:38
17	DANNY KERECHAN	20	SBCC	2:01:00	3:10:30	3:42:23
18	CONRAD EROEN	49	STC	1:47:22	3:04:32	3:43:00
19	BILL FLYNN	24	1:55:53	3:11:17	3:48:10	
20	CLEMENTE ANCHONDO	33	STC	1:48:27	3:06:05	3:48:51
21	PETER STOREY	22	2:02:00	3:18:10	3:51:48	
22	RICHARD DINGES	38	CCAC	1:50:50	3:09:07	3:54:39
23	HOWARD ALBANO	45	GPAC	1:55:45	3:11:17	3:54:55
24	BOB KING	36	STC	1:51:56	3:13:28	3:56:33
25	LARRY SUHR	34	SBAA	1:55:00	3:16:09	3:56:45
26	GILBERT D CORTEZ	17	AZTL	1:58:50	3:15:35	3:57:37
27	HERB KILLACKY	37	2:04:55	3:23:12	4:01:00	
28	PAUL ALBRIGHT	53	GPAC	1:57:55	3:19:34	4:02:34
29	CARLOS ARELLANES	22	AZTL	2:01:25	3:26:07	4:07:07
30	ROLAND MCKENZIE	38	2:02:09	3:22:09	4:07:23	
31	CALVIN S LAU	31	UNAT	2:02:16	3:25:05	4:09:23
32	BRUCE ROBINSON	51	CCAC	2:04:00	3:24:21	4:11:28
33	BILL DICKEY	38	2:08:17	3:30:16	4:11:56	
34	JOSEPH MARINO	38	STC	2:10:25	3:35:06	4:14:28
35	TIM LENAHA	30	VCTC	2:12:25	3:40:15	4:21:08
36	BOB HODSON	44	2:01:35	3:32:30	4:22:04	
37	PHIL WHITWORTH	34	2:02:03	3:28:26	4:22:35	
38	KENJI ISHIDA	37	STC	2:18:15	3:47:13	4:27:05
39	RONALD HAYTON	33	LACF	2:06:00	3:29:16	4:30:45
40	GEZA BOTTLIK	40	S8DR	2:11:19	3:46:46	4:38:20

April 29, USC vs UCLA at UCLA.

100 METERS-1. Edwards (USC); 10.18; 2. Foster (UCLA), 10.33; 3. Williams (USC), 10.34.
200-1. Edwards (USC), 20.03; 2. Foster (UCLA), 20.41; 3. Sanford (USC), 20.48.
400-1. Mullins (USC), 45.03; 2. Sanford (USC), 45.77; 3. Thompson (UCLA), 45.90.
800-1. Beaton (USC), 1:46.5; 2. Suhr (UCLA), 1:47.1; 3. L. Johnson (USC), 1:48.1.
1,500-1. Omwansa (USC), 3:46.5; 2. Williams (UCLA), 3:47.62; 3. Russell (UCLA), 3:50.81.
5,000-1. Williams (UCLA) 14:37.68; 2. Perez (USC), 14:38.36; Crowell (USC), 14:43.17.
3,000 STEEPLECHASE-1. Perez (USC), 8:52.1; 2. James (UCLA), 8:54.2; 3. Watkin (UCLA), 9:44.2.
110HH-1. Foster (UCLA), 13.46; 2. Owens (UCLA), 13.58; 3. Graybehl (USC), 14.34.
400H-1. Graybehl (USC), 49.4; 2. McNeal (UCLA), 50.9; 3. Young (UCLA), 52.1.
400 RELAY-1. USC (Williams, Mullins, Edwards, Sanford), 38.85; 2. UCLA (Owens, Hampton, Thompson, Foster), 39.25.
MILE RELAY-1. USC (J. Andrews 46.7; Beaton 47.6; Sanford 46.3; Mullins 46.0), 3:06.6; 2. UCLA (McGlothlin 47.8; Suhr 47.7; Thompson 46.6; Goldston 47.3), 3:08.1.
SHOTPUT-1. Lauf (UCLA), 62-1; 2. McKenzie (USC), 60-2; 3. Kurrasch (USC), 57-2 1/2.
LONG JUMP-1. Banks (UCLA), 25-2 1/2; 2. Lancaster (UCLA), 24-6; 3. J. Andrews (USC), 23-11 1/2.
JAVELIN-1. U. Paananen (USC), 243-4; 2. DeMill (UCLA), 232-1; 3. I. Paananen (USC), 228-1.
TRIPLE JUMP-1. Banks (UCLA), 55-3; 2. Assaf (USC), 52-1 3/4; 3. Jackson (USC), 50-6 1/4.
DISCUS-1. Elder (USC), 193-8; 2. Montgomery (USC), 179-9; 3. Kurrasch (USC), 177-4.
POLE VAULT-1. Tully (UCLA), 17-5 1/4; 2. Brown (UCLA), 17-0 1/2; 3. Johnson (UCLA), 16-0 1/2.
FINAL SCORE-USC 84, UCLA 70

May 20: Modesto, California Relays

Women's high jump-1. Debbie Brill, Pacific Coast Club, 6-0; 2. Annette Tannander, Sweden, 5-10; 3. Chris Remmling, UCLA, 5-10; 4. Cindy Gilbert, UCLA, 5-8.
Discus-1. Mac Wilkins, Athletics West, 224-4 (meet record); old record 223-4 by John Powell, 1974; 2. Kenneth Stadel, Tobias Striders, 210-8; 3. Svein Watvik, Texas-El Paso, 204-3; 4. Jim McGoldrick, Maccabi Union, 205-7.
Women's javelin-1. Cathy Sulinski, Hayward St., 174-0; 2. Lynn Cannon, unat., 171-0; 3. Kerri Comarigo, Lakewood Intl., 166-6.
Javelin-1. Bruce Kennedy, San Jose Stars, 248-7; 2. Jim Pearce, Tobias, 241-3; 3. Yu-shan Chen, Taiwan, 239-9; 4. Fred Carpenter, Athletics in Action, 237-9.
110 hurdles-1. Carl Fiorant, Inner City AC, 13.94 (wind-aided); 2. Tony Bolden, West Valley TC, 14.06; 3. Wilbur Gregory, Cal-Hiway, 14.09; 4. David Still, Arizona U., 14.10.
Open 100-1. Jerome Deal, UTEP, 10.32; 2. Doug Parrell, Utah, 10.39; 3. Mike Simmons, Tobias, 10.4; 4. Ricky Jackson, Long Beach St., 10.4.
Women's 800-1. Cindy Poor, AIA, 2:08.9; 2. Marsha Romesser, unat., 2:12.0; 3. Cheryl Rowler, Club NW, 2:18.1.
Women's shot put-1. Maren Seidler, San Jose Stars, 60-2 (meet record; old record 56-7 by Seidler, 1974); 2. Jennifer Smit, UTEP, 50-3; 3. Mary Jacobson, Oregon TC, 49-11; 4. Emily Dale, Lakewood Intl., 49-10 1/2.
Women's long jump-1. Shawon Walker, Lakewood, 20-8; 2. Marilyn King, Millbrae Lions, 19-4 1/4; 3. Annette Tannander, Sweden, 19-4; 4. Denise Cornell, LA Naturite, 19-0 1/2.
Women's 100-1. Andrea Lynch, All TC, 11.43; 2. Patricia Loverock, Vancouver Olympic Club, 11.77; 3. Phyllis Elmore, Compton TC, 11.97; 4. Marion Franklin, Millbrae Lions, 12.17.
3,000 steeplechase-1. Bill McCullough, Santa Monica TC, 8:53.6; 2. Don Beckwith, Oregon TC, 8:58; 3. Larry Lawrence, BYU, 8:58.4; 4. Mike Kelley, Utah St., 9:08.2.
400 relay-1. Philadelphia Pioneers (Charles Wells, Herman Frazier, Bill Collins, Steve Riedick), 39.31; 2. Tobias Striders, 39.38; 3. Bay Area Striders, 40.00; 4. Long Beach St., 40.10.
Pole vault-1. Earl Bell, PCC, 17-8 1/2 (meet record; old record 17-7 1/2 by Russ Rogers and Ron Mooers, 1975); 2. Greg Woepse, San Jose St., 17-4 1/2; 3. Larry Jesse, Philadelphia Pioneers, 17-4 1/2; 3. Jeff Taylor, Club NW, 17-4.
800-1. Peter Lermoshon, UTEP, 1:48.64; 2. James Robinson, Inner City AC, 1:49.04; 3. Zenith Moreno, BYU, 1:50.26; 4. Odie Huffman, Long Beach St., 1:50.10.
Invitational 100-1. Guy Abrahams, Tobias, 10.16 (wind-aided); 2. Eddie Hart, BAS, 10.24; 3. Bill Collins, Philadelphia Pioneers, 10.39; 4. Mike Fry, Tobias, 10.43.
Women's 200-1. Andrea Lynch, All TC, 23.15; 2. Patricia Loverock, Vancouver Olympics, 24.57; 3. Marie Nickson, unat., 24.13; 4. Pam Riggs, Club NW, 24.27.
400-1. Cliff West, BAS, 47.0; 2. Mark Enyart, PCC, 47.4; 3. Benny Myles, Maccabi, 47.4; 4. Mark Robinson, Utah, 47.5.
Women's 400-1. Debra White, Berkeley TC, 54.59; 2. Anne Morelli, Richmond Kojaks, 55.00; 3. Pam Riggs, Club NW, 55.07; 4. Marion Franklin, Millbrae Lions, 55.09.
400 hurdles-1. James King, unat., 50.94; 2. Wes Williams, AIA, 51.55; 3. Lindsay Guerrero, Maccabi, 51.59; 4. Tom Andrews, Tobias, 52.1.
Hammer-1. Emmitt Berry, UTEP, 218-4; 2. Thommie Sjolholm, UTEP, 210-0; 3. Dave McKinzie, unat., 206-10; 4. Ron Perkins, Oregon TC, 205-9.
Women's discus-1. Ria Stalman, UTEP, 182-6; 2. Lynne Windigler, Oregon TC, 180-5; 3. Lisa Vongsang, Maccabi, 178-0; 4. Doreen Garner, Calgary TC, 165-10.
800 Relay-1. Tobias Striders (Guy Abrahams, Mike Simmons, Don Guirre, Adrian Rodgers) 1:20.96 (meet record; old record 1:22.3 by Southern California Striders, 1972); 2. Philadelphia Pioneers, 1:21.47; 3. Athletics in Action, 1:23.98.
Shot Put-1. Bishop Dolegiewiez, Maccabi, 66-6; 2. Doug Price, Tampa TC, 66-0 1/2; 3. Colin Anderson, UTCC, 65-11; 4. Richard Marks, West Valley TC, 65-9.
Women's 1500-1. Francie Larrieu, PCC, 4:11.0; 2. Lynn Cannon, unat., 4:11.0; 3. Lynn Cannon, unat., 4:11.0; 4. Lynn Cannon, unat., 4:11.0.

May 12-13: Davis, Far Western Conference.

1978 FWC track finals
Cal State Hayward 227-14 (New FWC record, old mark 206 by Nevada Reno in 1968). U.C. Davis 168; Stanislaus 86; Sacramento 67 1/2; Humboldt 61 1/2; Chico State 58 1/2; San Francisco State 48.
100 meters - Smith (Sac) 10.7; Ingram (Sac) 10.7; Corlier (Hay) 10.7; Simmons (Hay) 10.8; Clay (Stan) 10.9; Munday (Hay) 11.1.
200 - Smith (Sac) 21.9; Ingram (Sac) 22.0; Corlier (Hay) 22.1; Nelson (Stan) 22.2; Simmons (Hay) 22.2; Flax (SF) 22.8.
400 - Nelson (Stan) 48.8; Ward (Hay) 48.9; Rosewater (SF) 49.4; Ruppenstein (SF) 49.7; Jordan (UCD) 49.8; Peterson (SF) 50.1.
800 - Americh (Hay) 1:52.6; Harris (Stan) 1:53; Podolski (Hum) 1:53.2; Harold (Hum) 1:54.4; King (UCD) 1:55.9; Molina (Hay) 1:56.0.
1500 - Hammer (Hum) 3:53.8; Pratt (UCD) 3:55.1; Ruggie (Chico) 3:58.6; Simons (UCD) 3:59.8; Hornstra (SF) 3:59.3; Sutherland (Sac) 4:01.2.
Steeplechase - Heide (Hum) 9:05.1; Hoglund (UCD) 9:11.7; Olson (Chico) 9:19.5; Embody (Hay) 9:26.5; Anex (UCD) 9:26.6; Ellis (Sac) 9:27.4.
110 High hurdles - Thurman (SF) 14.6; Lucky (Stan) 14.6; Dobbins (Hay) 14.7; White (Hay) 14.9; Conley (Hay) 14.9; Edwards (Sac) 15.4.
400 H - Swift (Stan) 53.3; Campbell (UCD) 53.5; Goldbold (UCD) 54.9; Wigton (Hay) 55.4; Zavala (Chico) 55.8; Rinker (Hay) 56.0.

RELAY-1. Alameda (Turner, Harris, Dunn, Durham), 39.8 (equals national JC record, San Jose, 1976 and 1977); 2. San Jose, 40.0; 3. Laney, 40.1. MILE RELAY-1. San Jose (Johnson, 50.0; Harvey, 46.8; Holcombe, 47.0; Phillips, 47.1), 3:11.0 (meet record, old mark, 3:13.6, Merritt, 1971); 2. Laney, 3:13.6; 3. San Mateo, 3:15.5.
H-J-1. Owens (Alameda), 7-0; 2. Gibbs (San Jose), 7-0; 3. Hice (Merritt), 6-10. PV-1. Black (San Mateo), 17-0 1/2 (meet record, old mark, 17-0, Oravetz, West Valley, 1977); 2. Mulligan (West Valley), 16-6; 3. Moore (American River), 16-0. L.J-1. Durham (Alameda), 24-11 1/4; 2. Turner (Alameda), 24-2 3/4; 3. Richardson (Modesto), 23-10 1/4. T.J-1. Moreno (San Jose), 49-0 3/4 w (48-5 1/4 legal); 2. Hendricks (Cosumnes), 48-11 1/4; 3. Wadlow (De Anza), 48-8 1/2. SP-1. A. Frailis (Skyline), 53-11; 2. Smith (San Mateo), 51-11. DT-1. McNaughton (Fresno), 166-4; Reid (Chabot), 165-5; 3. Tairalis (Skyline), 163-3. JT-1. Juntz (Chabot), 209-9; 2. Hart (San Jose), 204-1; 3. DiRegols (Chabot), 200-7.
TEAM SCORES-1. San Jose, 102 1/2; 2. Alameda, 59; 3. Laney, 44; 4. College of San Mateo, 40; 5. Chabot, 39 1/2; 6. tie between Sequoias and Skyline, 28.
LONG JUMP-1. Sanders (Compton), 18-4 1/4; 2. Marimon (Orange Coast), 17-10; 3. Taylor (San Diego), 17-7; 4. Diaz (Pas), 17-3 1/4; 5. Tappin (Bak), 17-1; 6. Easter (Ventura), 17-0.
SHOTPUT-1. Dasse (Orange Coast), 40-10 1/4; 2. Gall (Bak), 39-11; 3. Dale (LACC), 39-2 3/4; 4. Amborn (Canyons), 39-2; 5. Denny (Moorpark), 37-0 1/2; 6. Hylton (Bak), 36-1 1/2.
HIGH JUMP-1. Kaizer (Bak), 5-3; 2. Banks (GW), 5-3; 3. tie between Pharris (Moorpark) and Aguayo (East LA), 5-1; 5. Reese (EC), 5-1; 6. Beurmann (Bak), 5-1.
JAVELIN-1. Banks (SB), 133-2; 2. Dasse (Orange Coast), 129-8; 3. Leon (GW), 121-8; 4. Sliger (Ventura), 121-6; 5. Cook (Pas), 121-0; 6. Ritchie (Valley), 116-8.
DISCUS-1. Dasse (Orange Coast), 128-1 1/2; 2. Caston (Bak), 123-1 1/2; 3. Banks (SB), 121-3 1/2; 4. Coombs (Bak), 118-10 1/2; 4. Dale (LACC), 113-5 1/2; 6. Glass (Glendale), 112-1.
FINAL TEAM SCORES-1. San Antonio 64; Orange Coast 54; Bakersfield 42; Santa Barbara 38; Citrus 32; Ventura 28; San Diego 25; Golden West 22; El Camino 21; Southwestern, Pasadena and Compton 20.
NORTH COAST 2A
Finals at Chabot College
Four in races through 880 yards and both relays, five in mile, 2-mile and field events qualify for 1:30 p.m. Meet of Champions trials Friday at University of California.
BOYS
Long Jump-1. Dave Fernandez (Castro Valley) 22-10 1/2; 2. Homer Briseno (Liberty) 22-7 1/4; 3. Jeff McGraw (Del Valle) 22-5; 4. Bobby Fryer (Hayward) 21- 1/2; 5. Lonnie Cole (Hayward) 20-6 1/2.
Pole Vault-1. Mike Pooley (Miramonte) 13-6; 2. Loren Diaz (San Leandro) 13-6; 3. Steve Goss (Castro Valley) 13-0; 4. Louie Rodriguez (San Leandro) 13-0; 5. Tom Markou (Pacific) 13-0.
440 Relay-1. Encinal (Larry Smith, Daryl Thomas, Mariano Jauco, Mel Carver) 44.2; 2. St. Patrick 44.3; 3. Bishop O'Dowd 44.5; 4. Piedmont 44.7; 5. St. 1,600 RELAY-1. Long Beach

James Day
May 20: Mt. SAC So. Cal JC Champs

At Mt. San Antonio MEN
100 METERS-1. McTear (Cerritos), 9.9w; 2. Gardner (Fullerton), 10.1; 3. Holder (LACC), 10.2; 4. Johnson (Golden West), 10.3; 5. Sidney (LBCC), 10.4; 6. Smith (Pasadena), 10.5.
200-1. Williams (Pierce), 20.79w; 2. Sidney (LBCC), 20.94; 3. Goosby (Pas), 21.28; 4. Johnson (GW), 21.41; 5. Holder (LACC), 21.70; 6. Webster (Mt. San Antonio), 21.71.
400-1. Williams (Pierce), 46.50; 2. Greenaway (Pas), 47.19; 3. Harris (Ventura), 47.69; 4. Nash (Fullerton), 48.02; 5. Williams (LBCC), 48.2; 5. Williams (SD Mesa), 48.4.
800-1. Wright (Pas), 1:51.4; 2. Williams (Compton), 1:52.8; 4. Sanders (West LA), 1:53.0; 5. Armbruster (Compton), 1:53.4; 6. Anderson (Harbor), 1:55.1.
1,500-1. Angel (GW), 3:52.8; 2. Lundgren (Hancock), 3:52.8; 3. Boettcher (Mt. Sac), 3:53.5; 4. Triplett (LBCC), 3:54.8; 5. Grosso (El Camino), 3:54.8; 6. Eagle (Glendale), no time.
5,000-1. Ortiz (Grossmont), 14:44.7; 2. Carnio (Bakersfield), 14:58.8; 3. Jiminez (Pas), 15:07.7; 4. Roza (Chaffey), 15:14.7; 5. Gonzalez (Pas), 15:18.7; 6. Hendrick (San Diego), 15:22.5.
3,000 STEEPLECHASE-1. Lewis (Glendale), 9:13.4; 2. Aguero (Santa Ana), 9:14.2; 3. Ljung (Palomar), 9:15.8; 4. Keranen (Hancock), 9:16.3; 5. Bunnell (Valley), 9:25.0; 6. Buckingham (Gross), 9:29.2.
110HH-1. Higgins (EC), 14.2; 2. Boyd (Southwest LA), 14.29; 3. Love (Pierce), 14.58; 4. Robinson (LBCC), 14.64; 5. Nowden (Mt. Sac), 14.67; 6. Embry (West LA), 14.70.
400H-1. Boyd (Southwest LA), 51.91; 2. Love (Pierce), 52.40; 3. Richardson (Pas), 52.44; 4. Higgins (EC), 52.75; 5. O'Malley (Cerritos), 53.91; 6. Reed (SD Mesa), 54.1.
400 RELAY-1. Long Beach, 40:75; 2. West LA, 41:31; 3. San Diego, 41:99; Mt. San Antonio, 42:23; Ventura, 42:33; no sixth.
1,600 RELAY-1. Long Beach

Team scores-St. Patrick 27; Castro Valley 25; Miramonte 20; Liberty 19; Mt. Eden 18; Encinal 17; Camplindo 15; Piedmont 14; St. Mary's 14; Albany 13; Del Valle & San Leandro 11; Hayward 10; Tennyson 8; Las Lomas 7; Acalanes 5; Bishop O'Dowd & De La Salle 5; Alameda 4 & Solesian 4; Pacific 3; San Lorenzo 1.
GIRLS
Discus-1. Linda Read (Alameda) 138-6; 2. Heidi Carlson (Miramonte) 119-1; 3. Deborah Pryor (Holy Names) 118-6; 4. Vicki Hannaford (Mt. Eden) 116-8; 5. Sharon Grmoja (Mt. Eden) 112-7.
High Jump-1. Marilyn Johnson (Liberty) 5-4; 2. Kim Patser (Hayward) 5-4; 3. Cammy Tuttle (Acalanes) 5-2; 4. Maggie Van Zealand (Acalanes) 5-0; 5. Jennifer Weik (Del Valle) 5-0.
110 Low Hurdles-1. Marilyn Johnson (Liberty) 15.3; 2. Sally Weidress (Acalanes) 15.4; 3. Joy Upshaw (Catholics) 15.5; 4. Roxanne Carmocho (Encinal) 16.1; 5. Tina Baccioco (Encinal) 16.7.
Shot Put-1. Deborah Pryor (Holy Names) 41-1 1/4; 2. Linda Read (Alameda) 39-8; 3. Wendy Fortner (Liberty) 38-1 1/2; 4. Mary Egan (San Leandro) 38-0 1/2; 5. Sharon Grmoja (Mt. Eden) 37- 1/2.
Two-Mile-1. Marcia White (Miramonte) 11:26.0; 2. Diana Bujanja (Piedmont) 11:26.0; 3. Greta Hughes (Tennyson) 11:44.9; 4. Kathy Way (Alameda) 11:51.5; 5. Susanne Blevins (Camplindo) 12:01.0.
440 Relay-1. Moreau (Leslie Miles, Kim Bruins, Janet Dorsey, Trisha Kirtman) 50.2; 2. Miramonte 50.3; 3. Encinal 50.5; 4. Liberty 50.7; 5. Acalanes 51.0.
880-1. Debbie Lee (Castro Valley) 2:18.1; 2. Melissa Martel (Piedmont) 2:22.8; 3. Line Johansen (Holy Names) 2:25.8; 4. Ann Argbraght (Miramonte) 2:26.5; 5. Sue Arthur (Moreau) 2:30.0.
100-1. Jackie Washington (Bishop O'Dowd) 11.7; 2. Tammy Albertson (Alhambra) 11.7; 3. Cindy Robertson (Liberty) 11.7; 4. Robyne Johnson (Mt. Eden) 11.8; 5. Karen Rourte (Holy Names) 11.9.
Long Jump-1. Marilyn Johnson (Liberty) 16-11 1/4; 2. Maggie Van Zealand (Acalanes) 16-8; 3. Robyne Johnson (Mt. Eden) 15-10 1/2; 4. Trisha Kinman (Moreau) 15-8; 5. Vicki Hannaford (Mt. Eden) 15-7 1/2.
440-1. Leslie Miles (Moreau) 58.2; 2. Joy Upshaw (Acalanes) 60.0; 3. Debbie Sweeney (Encinal) 60.1; 4. Melissa Martel (Piedmont) 60.5; 5. Lisa Watts (Las Lomas) 61.2.
220-1. Jackie Washington (Bishop O'Dowd) 28.1; 2. Kathy Newberry (Arroyo) 26.6; 3. Cindy Robertson (Liberty) 26.7; 4. Lona Henderson (Encinal) 26.7; 5. Tammy Albertson (Alhambra) 26.8.
Mile-1. Debbie Lee (Castro Valley) 5:10.6; 2. Carol Manning (Carondelet) 5:24.4; 3. Libby Hopkins (Encinal) 5:24.9; 4. Diana Bujanja (Piedmont) 5:26.8; 5. Marcia White (Miramonte) 5:27.1.
Mile Relay-1. Moreau (Trisha Kinman, Sue Arthur, Janet Dorsey, Leslie Miles) 4:06.2; 2. Miramonte 4:10.8; 3. Acalanes 4:12.4; 4. Castro Valley 4:13.0; 5. Las Lomas 4:13.7.
Team scores-Liberty 29; Acalanes 28; Miramonte & Moreau 21; Castro Valley 15; Encinal 14; Holy Names 13; Alameda, Piedmont, Bishop O'Dowd 12; Mt. Eden 10; Alhambra 5; Arroyo, Carondelet, Hayward 4; Tennyson 3; San Leandro, Las Lomas 2; Camplindo & Del Valle 1.
Vern Gambetta/
May 20: Hayward, NCS 4A Finals.

Team scores-St. Patrick 27; Castro Valley 25; Miramonte 20; Liberty 19; Mt. Eden 18; Encinal 17; Camplindo 15; Piedmont 14; St. Mary's 14; Albany 13; Del Valle & San Leandro 11; Hayward 10; Tennyson 8; Las Lomas 7; Acalanes 5; Bishop O'Dowd & De La Salle 5; Alameda 4 & Solesian 4; Pacific 3; San Lorenzo 1.
GIRLS
Discus-1. Linda Read (Alameda) 138-6; 2. Heidi Carlson (Miramonte) 119-1; 3. Deborah Pryor (Holy Names) 118-6; 4. Vicki Hannaford (Mt. Eden) 116-8; 5. Sharon Grmoja (Mt. Eden) 112-7.
High Jump-1. Marilyn Johnson (Liberty) 5-4; 2. Kim Patser (Hayward) 5-4; 3. Cammy Tuttle (Acalanes) 5-2; 4. Maggie Van Zealand (Acalanes) 5-0; 5. Jennifer Weik (Del Valle) 5-0.
110 Low Hurdles-1. Marilyn Johnson (Liberty) 15.3; 2. Sally Weidress (Acalanes) 15.4; 3. Joy Upshaw (Catholics) 15.5; 4. Roxanne Carmocho (Encinal) 16.1; 5. Tina Baccioco (Encinal) 16.7.
Shot Put-1. Deborah Pryor (Holy Names) 41-1 1/4; 2. Linda Read (Alameda) 39-8; 3. Wendy Fortner (Liberty) 38-1 1/2; 4. Mary Egan (San Leandro) 38-0 1/2; 5. Sharon Grmoja (Mt. Eden) 37- 1/2.
Two-Mile-1. Marcia White (Miramonte) 11:26.0; 2. Diana Bujanja (Piedmont) 11:26.0; 3. Greta Hughes (Tennyson) 11:44.9; 4. Kathy Way (Alameda) 11:51.5; 5. Susanne Blevins (Camplindo) 12:01.0.
440 Relay-1. Moreau (Leslie Miles, Kim Bruins, Janet Dorsey, Trisha Kirtman) 50.2; 2. Miramonte 50.3; 3. Encinal 50.5; 4. Liberty 50.7; 5. Acalanes 51.0.
880-1. Debbie Lee (Castro Valley) 2:18.1; 2. Melissa Martel (Piedmont) 2:22.8; 3. Line Johansen (Holy Names) 2:25.8; 4. Ann Argbraght (Miramonte) 2:26.5; 5. Sue Arthur (Moreau) 2:30.0.
100-1. Jackie Washington (Bishop O'Dowd) 11.7; 2. Tammy Albertson (Alhambra) 11.7; 3. Cindy Robertson (Liberty) 11.7; 4. Robyne Johnson (Mt. Eden) 11.8; 5. Karen Rourte (Holy Names) 11.9.
Long Jump-1. Marilyn Johnson (Liberty) 16-11 1/4; 2. Maggie Van Zealand (Acalanes) 16-8; 3. Robyne Johnson (Mt. Eden) 15-10 1/2; 4. Trisha Kinman (Moreau) 15-8; 5. Vicki Hannaford (Mt. Eden) 15-7 1/2.
440-1. Leslie Miles (Moreau) 58.2; 2. Joy Upshaw (Acalanes) 60.0; 3. Debbie Sweeney (Encinal) 60.1; 4. Melissa Martel (Piedmont) 60.5; 5. Lisa Watts (Las Lomas) 61.2.
220-1. Jackie Washington (Bishop O'Dowd) 28.1; 2. Kathy Newberry (Arroyo) 26.6; 3. Cindy Robertson (Liberty) 26.7; 4. Lona Henderson (Encinal) 26.7; 5. Tammy Albertson (Alhambra) 26.8.
Mile-1. Debbie Lee (Castro Valley) 5:10.6; 2. Carol Manning (Carondelet) 5:24.4; 3. Libby Hopkins (Encinal) 5:24.9; 4. Diana Bujanja (Piedmont) 5:26.8; 5. Marcia White (Miramonte) 5:27.1.
Mile Relay-1. Moreau (Trisha Kinman, Sue Arthur, Janet Dorsey, Leslie Miles) 4:06.2; 2. Miramonte 4:10.8; 3. Acalanes 4:12.4; 4. Castro Valley 4:13.0; 5. Las Lomas 4:13.7.
Team scores-Liberty 29; Acalanes 28; Miramonte & Moreau 21; Castro Valley 15; Encinal 14; Holy Names 13; Alameda, Piedmont, Bishop O'Dowd 12; Mt. Eden 10; Alhambra 5; Arroyo, Carondelet, Hayward 4; Tennyson 3; San Leandro, Las Lomas 2; Camplindo & Del Valle 1.
Vern Gambetta/
May 20: Hayward, NCS 4A Finals.
NORTH COAST 4A FINALS
At Hayward State
Qualifiers for Meet of Champions next week at Berkeley: St. Patrick 44.3; Bishop O'Dowd 44.5; 4. Piedmont 44.7; 5. St. 1,600 RELAY-1. Long Beach

Sacramento 67%; Humboldt 61%; Chico State 59%; San Francisco State 48.
100 meters — Smith (Sac) 10.7; Ingram (Sac) 10.7; Corter (Hay) 10.7; Simmons (Hay) 10.8; Clay (Stan) 10.9; Munday (Hay) 11.1.
200 — Smith (Sac) 21.9; Ingram (Sac) 22.0; Corter (Hay) 22.1; Nelson (Stan) 22.2; Simmons (Hay) 22.2; Flax (SF) 22.8.
400 — Nelson (Stan) 48.8; Ward (Hay) 48.9; Roosevelt (SF) 49.4; Ruppenstein (SF) 49.7; Jordan (UCD) 49.8; Peterson (SF) 50.1.
800 — Americh (Hay) 1:52.6; Harris (Stan) 1:53; Podolski (Hum) 1:53.2; Harold (Hum) 1:54.4; King (UCD) 1:55.9; Molina (Hay) 1:56.0.
1500 — Hammer (Hum) 3:53.8; Pratt (UCD) 3:55.1; Ruggie (Chico) 3:58.6; Simons (UCD) 3:59.8; Hornstra (SF) 3:59.3; Sutherland (Sac) 4:01.2.
Steeplechase — Heide (Hum) 9:05.1; Hognlund (UCD) 9:11.7; Olson (Chico) 9:19.5; Embody (Hay) 9:26.5; Anex (UCD) 9:26.6; Ellis (Sac) 9:27.4.
110 High hurdles — Thurman (SF) 14.6; Lucky (Stan) 14.9; Dobbins (Hay) 14.7; Whyte (Hay) 14.9; Conley (Hay) 14.6; Edwards (Sac) 15.4.
400 H — Swift (Stan) 53.3; Campbell (UCD) 53.5; Godbold (UCD) 54.9; Wigton (Hay) 55.4; Zavala (Chico) 55.8; Rinker (Hay) 56.0.
5000 — Quintana (Hay) 14:28.7 (FWC record, old mark 14:32.7 by Yeo (UCD) 1975); Peters (Hum) 14:32.3; McGrath (UCD) 14:44.4; Ebner (Hum) 14:50.5; Baudendistel (Sac) 14:58.3; Tucker (Hum) 15:04.4.
400 relay — Hayward (Simmons, Munday, Corter, Gomes) 41.7; Sacramento 42.0; Stanislaus 42.6; Chico 43.0; San Francisco 43.4; U.C. Davis 44.0.
1600 Relay — Stanislaus (Karila, Nelson, Swift, Harris) 3:16.8; Hayward 3:17.5; U.C. Davis 3:18.7; Humboldt 3:19.5; San Francisco 3:19.6; Chico 3:22.8.
PV — Olsen (Hay) 15-1/2; Reitz (Hay) 15-1/4; Spratt (Sac) 14-3/4; Grace (Hay) 13-11/4; Tie between Hallet (Hay) and Lehor (Chico) 13-11/4.
HJ — Haber (Hay) 7-1; Link (UCD) 6-10/4; Wiley (Hay) 6-9/4; Tie between Tevis (Sac); Wright (Hay); Jenkins (Hay) and Smith (Hum) 6-6/4.
TJ — Garner (Hay) 49-11/4; Wamble (Hay) 48-5/4; Deljogo (Hay) 46-9; Ratliff (SF) 46-0/2; Elliott (SF) 46-0; Johnson (Hum) 44-8/4.
Jav — Mosbacher (Chico) 190-7/4; Richards (UCD) 190-0; Gilmore (SF) 187-4; Anderson (Chico) 185-6/4; Borlerio (Stan) 163-2/4; Carozzi (Hay) 177-4/4.
Discus — Williams (Hay) 166-0/4; Silcox (Chico) 154-6/4; Pittman (Stan) 154-0/4; Borlerio (Stan) 150-1/4; Maier (UCD) 146-5; Westfall (Hum) 141-9/4.
Decathlon: Scruggs (DAV) 6,309; Cobb (CHI) 6,249; Driskal (STAN) 5,806; Fournier (SAC) 5,772; Nunnally (HAY) 5,376; Yund (SAC) 5,350.
Hammer: Sawyer (HAY) 199-6/4 (New FWC record, old mark 187-4 by McCoullum (Hayward) 1973); Snyder (SF) 162-6; Lee (HAY) 158-8/4; Robinson (STAN) 156-5; Wilson (DAV) 150-5; Martin (CHI) 148-9/4.
Long Jump — Garner (HAY) 23-7; Wamble (HAY) 22-2/4; Harder (DAV) 22-3/4; Tipton (HUM) 21-11; Gomes (HAY) 22-1/4; Long (HAY) 21-2.
10,000 — Emry (DAV) 30:57.3; Pellabino (DAV) 31:13.9; Van Horn (SAC) 31:52.1; Tucker (HUM) 32:02.2; Hanson (HUM) 32:07.2; Steere (HUM) 32:08.4.
Shot Put — Doll (HAY) 59-5; Johnson (HAY) 55-11/4; Williams (Hay) 55-5/4; Pittman (STAN) 51-0/4; Borlerio (STAN) 50-4/4; Wilson (DAV) 48-2/4.
FIRST DAY TEAM SCORES: Hayward 63, Davis 37, Stanislaus 16, Sacramento State 11, Humboldt State 11, Chico State 9, San Francisco State 8.

/James Day/

Robinson, Utah, 47.5.
Women's 400-1, Debra White, Berkeley TC, 54.59. 2, Anne Morelli, Richmond Kajaks, 55.00. 3, Pam Riggs, Club NW, 55.07. 4, Marian Franklin, Millbrae Lions, 55.09.
400 hurdles-1, James King, unat, 50.94. 2, Wes Williams, AIA, 51.55. 3, Lindsay Guerrero, Maccabi, 51.59. 4, Tom Andrews, Tobias, 52.1.
Hammer-1, Emmitt Berry, UTEP, 218-4. 2, Thommie Sjöholm, UTEP, 210-0. 3, Dave McKinzie, unat, 206-10. 4, Ron Perkins, Oregon TC, 205-9.
Women's discus-1, Rio Stalman, UTEP, 182-6. 2, Lynne Wimbler, Oregon TC, 180-5. 3, Lisa Vogelsang, Maccabi, 178-0. 4, Doreen Garner, Calgary TC, 165-10.
800 Relay-1, Tobias Striders (Guy Abrahams, Mike Simmons, Don Guarrie, Adrian Rodgers) 1:20.96 (meet record; old record 1:22.30 by Southern California Striders, 1972). 2, Philadelphia Pioneers, 1:21.47. 3, Athletes in Action, 1:23.98.
Shot Put-1, Bishop Dolegiewcz, Maccabi, 66-6. 2, Doug Price, Tampa TC, 64-0/4. 3, Colin Anderson, UTEP, 65-11. 4, Richard Marks, West Valley TC, 65-9.
Women's 1500-1, Francie Lariette, UCC, 4:15.6. 2, Debbie Heald, San Fernando TC, 4:17.4. 3, Debbie Pearson, UTEP, 4:19.0. 4, Judy Graham, West Valley TC, 4:29.8.
High Jump-1, Dwight Stones, Desert Oasis TC, 7-4. 2, James Frazier, Arizona, 7-2. 3, Dove Stapleton, BYU, 7-1/4. 4, Renaldo Brown, AIA, 7-0.
Triple Jump-1, James Butts, AIA, 54-6. 2, Rayfield Dupree, Maccabi, 53-9/2. 3, Steve Harro, UTEP, 52-11/2. 4, Doug Henderson, Arizona, 52-7/4.
Long Jump-1, Arnie Robinson, UNAT, 26-11 (wind-aided). 2, Lamonte King, Cal-Irvine, 26-10. 3, Charlton Eshelzen, Maccabi, 26-7/4. 4, Mike McRae, BAS, 25-11/4.
200-1, LaMont King, Cal-Irvine, 20.85. 2, Wardell Gullbreath, AIA, 20.89. 3, Doug Parrell, Utah, 21.18. 4, Ricky Jackson, Long Beach St., 21.4.
Mile-1, Jeff Jirele, Santa Monica TC, 4:00.9. 2, Jerold Jones, Santa Monica TC, 4:01.44. 3, Jay Woods, BYU, 4:01.92. 4, Greg Gibson, Club NW, 4:02.65.
Mile relay-1, Tobias Striders (Tom Andrew, Colin Bradford, James Gulkas, Adrian Rodgers) 3:07.44. 2, Arizona St., 3:09.22. 3, Athletes in Action, 3:09.88. 4, Long Beach St., 3:10.13.

/Vern Gambetta/

May 20: San Jose
No. Cal JC Champs

NORTHERN CALIFORNIA CHAMPIONSHIPS
At San Jose City College

100-1, Harris (Alameda), 10.2; 2, Jackson (San Jose), 10.5; 3, Kent (Laney), 10.5. 200-1, Harris (Alameda), 20.68 (meet record, old mark, 20.8 for 20 yards, Miller, San Jose, 1969 and Edmonson, Merritt, 1969 and 1970); 2, Jackson (San Jose), 21.07; 3, Kent (Laney), 21.13. (wind 4 m.p.h. aiding) 400-1, Walker (Laney), 46.31; (meet record, old mark, Chepkwony, Foothill, 46.84; 3, Harvey (San Jose), 47.14. 800-1, West (Merritt), 1:53.1; 2, Gonzales (Sequoias), 1:53.5; 3, Brownlow (Redwoods), 1:53.6. 1,500-1, Sallee (Chabot), 3:49.6; 2, Navarro (Sierra), 3:49.8; 3, Sup (Monterey Peninsula), 3:49.9. 5,000-1, Hurst (Modesto), 14:22.9; 2, Holmes (Modesto), 14:44.3; 3, Hitchcock (Sierra), 1:44.4. 110HH-1, Austin (Sequoias), 14.43; 2, Hicks (Laney), 14.59; 3, Marjama (Butte), 14.76. 400IH-1, Phillips (San Jose), 50.67 (meet record, old mark, 52.1, Browne, Alameda, 1976); 2, Borertz (Skyline), 52.31; 3, Palen (Cosumnes River), 52.68. 400

5,000-1, Ortiz (Grossmont), 14:44.7; 2, Carnio (Bakersfield), 14:58.8; 3, Jimenez (Pas), 15:07.7; 4, Roza (Chaffey), 15:14.7; 5, Gonzalez (Pas), 15:18.7; 6, Hendrick (San Diego), 15:22.5.
3,000 STEEPLECHASE-1, Lewis (Glendale), 9:13.4; 2, Agüero (Santa Ana), 9:14.2; 3, Ljung (Palomar), 9:15.8; 4, Keranen (Hancock), 9:16.3; 5, Bummwell (Valley), 9:25.0; 6, Buckingham (Gross), 9:29.2.
110HH-1, Higgins (EC), 14.2; 2, Boyd (Southwest LA), 14.29; 3, Love (Pierce), 14.58; 4, Robinson (LBCC), 14.64; 5, Nowden (Mt. Sac), 14.67; 6, Embry (West LA), 14.70.
400IH-1, Boyd (Southwest LA), 51.91; 2, Love (Pierce), 52.40; 3, Richardson (Pas), 52.44; 4, Higgins (EC), 52.75; 5, O'Malley (Cerritos), 53.91; 6, Reed (SD Mesa), 54.1.
400 RELAY-1, Long Beach, 40:75; 2, West LA, 41:31; 3, San Diego, 41:99. 4, Mt. San Antonio, 42:23; Ventura, 42:33; no sixth.
1,600 RELAY-1, Long Beach, 3:11.40; 2, Pasadena, 3:11.83; 3, Fullerton, 3:14.06; 4, El Camino, 3:15.01; 5, LACC, 3:15.68; 6, Compton, 3:15.9.
LONG JUMP-1, Hays (Pas), 25-11/4w; 2, Webster (Mt. Sac), 25-5/2w; 3, Mitchell (Pas), 24-11/4w; 4, Farmer (Santa Monica), 24-10w; 5, Shine (SD Mesa), 24-5/4w; 6, Bryant (Southwest LA), 24-4/4w.
POLE VAULT-1, Warner (EC), 16-1; 2, tie between Baucko (Cypress) and Halverson (Mt. Sac), 15-7; 4, Felando (EC), 15-7; 5, Conkle (Cypress), 15-7; 6, Grinstead (Mt. Sac), 15-1/4.
JAVELIN-1, Petranoff (Palomar), 227-7/4; 2, Fuchs (Pas), 223-10; 3, Nugent (Chaffey), 213-5/4; 4, Carli (Canyons), 209-3/4; 5, Jewell (Glendale), 208-10/4; 6, Stanford (GW), 205-6/4.
SHOTPUT-1, Johnson (Full), 56-3/4; 2, Gardner (Canyons), 51-6; 3, Stewart (Cypress), 51-5; 4, Fuchs (Pas), 51-4/4; 5, Putiljma (Oxnard), 51-2; 6, V. Rakhshani (GW), 51-1.
HIGH JUMP-1, Smith (Pas), 7-2/4; 2, Shockley (Mt. Sac), 7-0/4; 3, tie between Boyd (Trade Tech) and Reinhart (SD Mesa), 6-10/4; 5, Nordquist (Full), 6-10/4; 6, Briscoe (LACC), 6-10/4.
DISCUS-1, Lettow (Gross), 172-1; 2, Stewart (Cypress), 158-5; 3, McBride (Bak), 156-8; 4, Bishop (West LA), 156-2/4; 5, Williamson (Glendale), 155-9/4; 6, Marley (Southwestern), 155-1.
TRIPLE JUMP-1, Hays (Pas), 50-6/2w; 2, Nichols (Bak), 49-7/2w; 3, Williams (Pas), 48-10; 3, Chigbolu (Palomar), 48-4/4; 4, DeCaro (Glendale), 48-0/4w; 5, Wilford (Southwestern), 47-11/4w.
FINAL TEAM SCORES-Pasadena 101; Long Beach 40; Mt. San Antonio 37; Grossmont 35; Pierce and El Camino 34; Fullerton 30; Cypress 23; Bakersfield 22; Glendale, Golden West and Palomar.

WOMEN

100-All results subject to film review.
200-1, Bowie (Mt. Sac), 24.5; 2, Wines (EC), 24.6; 3, Johnson (West LA), 24.8; 4, Marimon (Orange Coast), 25.1; 5, Wise (Ventura), 25.3; 6, Lovelady (San Diego), 25.4.
400-1, Love (Santa Barbara), 57.47; 2, Keyes (GW), 57.49; 3, Wise (Ventura), 57.85; 4, Morgan (Bak), 58.26; 5, Steppes (Pas), 58.27; 6, Thompson (San Diego), 58.56.
800-1, Caldwell (Citrus), 2:06.8; 2, Castro (Hancock), 2:13.6; 3, Dumber (Mt. Sac), 2:15.1; 4, Baske (Citrus),

NCS 2A Finals.

NORTH COAST 2A
Finals of Chabot College

Four in races through 800 yards and both relays, five in mile, 2-mile and field events qualify for 1:30 p.m. Meet of Champions trials Friday at University of California.
BOYS
Long Jump-1, Dave Fernandez (Castro Valley) 22-10/4; 2, Homer Briseno (Liberty) 22-7/4; 3, Jeff McGraw (Del Valle) 22-5; 4, Bobby Fryer (Hayward) 21-1/4; 5, Lonnie Cole (Hayward) 20-6/4.
Pole Vault-1, Mike Pooley (Miramonte) 13-6; 2, Loren Diaz (San Leandro) 13-6; 3, Steve Goss (Castro Valley) 13-0; 4, Louie Rodriguez (San Leandro) 13-0; 5, Tom Markou (Pacific) 13-0.
440 Relay-1, Encinal (Larry Smith, Daryl Thomas, Mariano Jauco, Mel Carver) 44.2; 2, St. Patrick 44.3; 3, Bishop O'Dowd 44.5; 4, Piedmont 44.7; 5, St. Mary's 44.8.
880-1, Ashley Green (St. Patrick) 1:58.3; 2, Jason Lee (Castro Valley) 1:59.0; 3, Tony Charles (St. Mary's) 2:01.3; 4, J. Peters (Alameda) 2:01.8; 5, Mike Tebb (Acalanes) 2:01.8.
Shot Put-1, Maornao Ludemana (Mt. Eden) 54-5/4; 2, Scott Osomato (Encinal) 52-9; 3, Dan Rosemont (San Leandro) 52-2/4; 4, Dan Jones (Las Lomas) 51-1/4; 5, Mike Clark (De La Salle) 48-1.
100-1, Walt Lewis (Hayward) 9.8; 2, Al Williams (St. Patrick) 9.9; 3, Dave Fernandez (Castro Valley) 9.9; 4, Melvin Carver (Encinal) 10.0; 5, Ernie Green (Bishop O'Dowd) 10.2.
120 High Hurdles-1, Marc Hinton (Tennison) 14.9; 2, Mike Hawthorne (Salesian) 15.1; 3, Scott Barram (Piedmont) 15.2; 4, William Walker (Mt. Eden) 15.3; 5, Randy Silva (San Lorenzo) 15.4.
Two-Mile-1, Mark Conover (Miramonte) 9:11.9; 2, Greg Bachand (Albany) 9:31.0; 3, Kevin Ostenberg (Las Lomas) 9:37.9; 4, Bud Kallander (Las Lomas) 9:44.8; 5, Charlie Harb (Castro Valley) 9:50.3.
Discus-1, Rich Fejer (Campolindo) 167-11; 2, Mike Clark (De La Salle) 167-6/4; 3, Brad Dono (Acalanes) 161-4; 4, Dan Rosemont (San Leandro) 159-4; 5, Scott Osomato (Encinal) 154-9.
440-1, Robert Malocco (Liberty) 49.1; 2, Dave Fernandez (Castro Valley) 49.7; 3, Greg Thornton (Campolindo) 50.3; 4, Tom Gilligan (St. Patrick) 50.8; 5, Ashley Green (St. Patrick) 50.9.
220-1, Al Williams (St. Patrick) 22.5; 2, Tommy Ford (Mt. Eden) 22.5; 3, Scott Bryan (Albany) 22.7; 4, Ron Thompson (St. Mary's) 22.7; 5, Dan Segedin (Piedmont) 22.8.
Triple Jump-1, Homer Briseno (Liberty) 47-0; 2, Jeff McGraw (Del Valle) 45-1/4; 3, LaRoy Blue (St. Mary's) 44-7/4; 4, Craig Cutting (Pacific) 44-4/4; 5, Bill Dubrow (Acalanes) 44-3/4.
High Jump-1, Rich Brossart (Campolindo) 6-6; 2, Mark Pleis (Del Valle) 6-4; 3, Mike Verona (Miramonte) 6-4; 4, LaRoy Blue (St. Mary's) 6-4; 5, James Wilson (Hayward) 6-4.
330 Low Hurdles-1, Russ Graybehl (Piedmont) 39.3; 2, Mariano Jauco (Encinal) 39.5; 3, Don Ward (St. Mary's) 39.9; 4, Mark Hinton (Tennison) 39.9; 5, Craig Stokes (Miramonte) 40.6.
Mile-1, Greg Bachand (Albany) 4:22.5; 2, Mark Conover (Miramonte) 4:23.3; 3, Larry Guines (Castro Valley) 4:25.5; 4, Frank Leeds (Alameda) 4:31.9; 5, Charles Maroney (Bishop O'Dowd) 4:35.5.
Mile Relay-1, Mt. Eden (Demeduk, Tom Ford, Reed, Cedric Ford) 3:27.4; 2, St. Patrick 3:28.3; 3, Liberty 3:28.9; 4, Piedmont 3:29.8; 5, Castro Valley 3:31.3.

lones 4:12.4; 4, Castro Valley 4:13.0; 5, Lags Lomas 4:13.7.
Team scores-Liberty 29; Acalanes 25; Miramonte & Moreau 21; Castro Valley & Encinal 14; Holy Names 13; Alameda, Piedmont, Bishop O'Dowd 12; Mt. Eden 10; Alhambra 5; Arroyo, Carondelet, Hayward 4; Tennyson 3; San Leandro, Las Lomas 2; Campolindo & Del Valle 1. =*

/Vern Gambetta/

May 20: Hayward,
NCS 4A Finals.

NORTH COAST 4A FINALS
At Hayward State

Qualifiers for Meet of Champions next week at Berkeley
Girls 110 LH-Michelle Hawthorne (El Cerrito), 14.4; 2, Val Flemmings (Northgate), 14.8; 3, Angela Carlos (Amador), 15.1; 4, Judy Moore (Pittsburg), 15.5; Carol Garcia (College Park), 15.5.
Girls 440 relay-Berkeley, 48.0 (record); 2, Northgate, 49.0; 3, El Cerrito, 49.1; 4, Pittsburg, 50.0; 5, American, 50.7.
Varsity 440 relay-Pittsburg, 42.4 (record); 2, El Cerrito, 42.7; 3, Berkeley, 43.3; 4, Kennedy-R, 43.3; 5, San Ramon, 43.4.
Girls Two-mile-Cheri Williams (Livermore), 10:39.7 (record); 2, Pam Bowers (American), 10:44.9; 3, Julie Hayes (Dublin), 10:57.5; 4, Debbie BHz (Irvington), 11:15.2; 5, Ariene Daley (Granada), 11:15.3; 6, Shane Felix (Antioch), 11:35.6.
Varsity Two-mile-Steven Strangio (Mission San Jose), 9:17.9 (record); 2, Rich Read (MSJ), 9:19.4; 3, Rob Wentworth (Livermore), 9:20.8; 4, Craig Hochhaus (Clayton), 9:22.4; 5, Brett Baffert (San Ramon), 9:23.1; 6, Jay Marden (MSJ), 9:40.8.
Girls 880-Cheri Williams (Livermore), 2:16.8 (record); 2, Wendy Allums (Berkeley), 2:22.1; 3, Katy Lowrey (Newark), 2:23.0; 4, Evelyn Knowles (Dublin), 2:26.1; 5, Sue Ricci (Antioch), 2:26.0.
Varsity 880-Mike White (Richmond), 1:52.8; 2, Scott Ruffins (MSJ), 1:54.4; 3, Sebastian Straugter (Newark), 1:57.1; 4, Donnie Smith (Pittsburg), 1:57.4; 5, Stuart Gray (Clayton), 1:57.8.
Girls 100-Freida Cobbs (Berkeley), 10.8; 2, Sharon Ware (Berkeley), 11.0; 3, Dawn Peters (Northgate), 11.6; 4, Holly Mills (Amador), 11.7; 5, Robbie McCree (Pittsburg), 11.7.
Varsity 100-Raymond Threatt (Pittsburg), 9.9; 2, Ted White (Richmond), 10.0; 3, Greg Jones (Kennedy-R), 10.1; 4, Robert Jackson (Pittsburg), 10.2; 5, Tony Lang (Antioch), 10.2.
Varsity 120 HH-Jim Beigel (Amador), 14.5; 2, Jim Scanello (San Ramon), 14.6; 3, Mark White (Richmond), 14.7; 4, Don Barrett (El Cerrito), 14.7; 5, Tony Narson (Logan), 14.7.
Girls 440-Kim White (Berkeley), 55.8 (record); 2, Lisa Peters (Northgate), 57.0; 3, Reida O'Connor (San Ramon), 59.0; 4, Michelle Hawthorne (El Cerrito), 59.1; 5, Janet Noyd (Memorial), 60.5.
Varsity 440-Jamie Richard (Kennedy-R), 49.0; 2, Mike White (Richmond), 49.4; 3, Robert Hilton (Pittsburg), 49.7; 4, Fred Dewitt (Berkeley), 49.8; 5, Randy Patterson (Berkeley), 49.8.
Girls 220-Freida Cobbs (Berkeley), 23.7 (record); 2, Sharon Ware (Berkeley), 24.7; 3, Kim Webster (DeAnza), 24.9; 4, Holly Mills (Amador), 26.0; 5, Pam Warfield (Northgate), 26.3.
Varsity 220-Raymond Threatt (Pittsburg), 21.7 (record); 2, Ted White (Richmond), 21.9; 3, Tony Lang (Antioch), 21.9;

May 20: Southern Section CIF Finals

4. Jeff Teixeria (College Park), 22.2; 5. Jerry Gipson (El Cerrito), 22.3.

Varsity 330 LH—Jim Beigel (Amador), 37.5 (record); 2. Don Barrett (El Cerrito), 37.8; 3. Jim Scanella (San Ramon), 38.0; 4. Mark White (Richmond), 38.8; 5. Robert Darden (Pittsburg), 38.8.

Girls Mile—Cheri Williams (Livermore), 5:03.5 (record); 2. Pam Bowers (American), 5:04.6; 3. Julie Hayes (Dublin), 5:19.8; 4. Shane Felix (Antioch), 5:23.9; 5. Karen Salsbury (Northgate), 5:24.3; 6. Ariene Diey (Granada), 5:25.5.

Varsity Mile—Steve Strangio (MSJ), 4:19.6; 2. John Marden (MSJ), 4:22.3; 3. Steve Lloyd (Livermore), 4:24.1; 4. Mark Baker (San Ramon), 4:26.3; 5. Raymond Castro (Logan), 4:30.0; 6. Mike Traynor (Clayton), 4:31.7.

Varsity Triple Jump—Ramon Serrano (Logan), 46-4; 2. Marcus McClory (El Cerrito), 46-1/2; 3. Harvey Haynes (El Cerrito), 45-10/4; 4. Jerry Collins (Irvington), 45-4; 5. Brian Indelicato (Ygnacio Valley), 45-1; 6. Jeff Barnes (Dublin), 44-9.

Girls Mile Relay—Berkeley, 3:56.0 (record); 2. Pittsburg, 4:04.0; 3. Amador, 4:04.0; 4. El Cerrito, 4:04.7; 5. American, 4:06.6.

Varsity Mile Relay—Kennedy-R, 3:19.6 (record); 2. Pittsburg, 3:20.7; 3. Berkeley, 3:21.6; 4. Richmond, 3:22.0; 5. El Cerrito, 3:23.9.

Girls Shot Put—Nadine Ramirez (Kennedy-R), 40-9/2; 2. Linda Toman (Amador), 39-0 (43-3/4 in trials is record); 3. Kathy Callaghan (Monte Vista), 38-4; 4. Carolyn Singleton (Berkeley), 37-4; 5. Sandy Johnson (Pleasant Hill), 35-1; 6. Kim Daniel (Newark), 34-10.

Varsity Shot Put—Chris Kilpatrick (Northgate), 53-9/2; 2. Harvey Salem (El Cerrito), 53-2; 3. Kurt Hoyt (Clayton), 51-0; 4. Richard Foster (Kennedy-R), 50-7/2; 5. Jim Fleming (Northgate), 50-5; 6. Dave Debus (Irvington), 50-4.

Varsity Long Jump—Dave Tucker (Kennedy-R), 22-5 (record); 2. Marcus McClory (El Cerrito), 21-8; 3. Shawn Rion (Logan), 21-2/2; 4. Darin Ford (Newark), 21-1/2; 5. Dan Chavez (San Ramon), 21-1/2; 6. Robert Hilton (Pittsburg), 20-9/2.

Girls Discus—Sandy Johnson (Pleasant Hill), 125-11/2; 2. Linda Toman (Amador), 125-11; 3. Kim Daniel (Newark), 119-11/2; 4. Nadine Ramirez (Kennedy-R), 119-11; 5. Kathy Clagman (Monte Vista), 108-2/2; 6. Lynn Maquette (MSJ), 100-0.

Girls Long Jump—Judy Young (El Cerrito), 18-7 (record); 2. Paula Ng (Livermore), 18-1/4; 3. Dawn Peters (Northgate), 17-7; 4. Sheila Nicks (Harvey Hills), 17-3/2; 5. Sue Kaufman (American), 16-5/4; 6. Bal Flemmings (Northgate), 16-0.

Girls High Jump—Lisa Peters (Northgate), 5-6; 2. Julie Strain (Pleasant Hill), 5-2; 3. Patty Hannon (Granada), 5-2; 4. Barbra Sizemore (Berkeley), 5-0; 5. Maria Araya (Granada), 5-0; Sandy Weaver (Kennedy-R).

Varsity High Jump—Bob Churchill (Livermore), 6-6; 2. Steve Bilzel (Irvington), 6-6; 3. Pat Devitt (Northgate), 6-4; 4. Kerry Myers (Berkeley), 6-4; 5. Gary Branch (American), 6-4; 6. Bobby Lucas (Pittsburg), 6-2.

Varsity Discus—Chris Kilpatrick (Northgate), 163-7; 2. Scott Rohoult (Washington), 161-11/2; 3. Dave Debus (Irvington), 160-4/2; 4. Harvey Salem (El Cerrito), 159-10; 5. Jerry Jones (Antioch), 155-5/2; 6. Ernie Zumbach (Amador), 146-11.

Varsity Pole Vault—Mike Becker (Pittsburg), 13-0; 2. Jeff Opsal (Antioch), 13-0; 3. Steve Thomas (Northgate), 12-6; 4. Bob Sanchez (Concord), 12-6; 5. Scott Webster (DeAnza), 12-6; 6. Stanley Nakaso (Berkeley), 12-0.

Team Scores
Girls—Berkeley 49, Northgate 26, Livermore 22, El Cerrito 19, Amador 18, American 11, Monte Vista 11.
Varsity—Pittsburg 35, El Cerrito 29, Richmond 25, Northgate 19, Newark 18, Livermore 18, Alhambra San Jose 18, Ken-

BOYS

4-A-1. Sanford (Pasadena), 9:87; 2. Cleveland (Pasadena), 10:00; 3. Fowler (Fontana), 10:08; 4. Powell (Santa Ana Valley), 10:10; 5. Brown (Monrovia), 10:26; 6. Pitts (Santa Ana Valley), 10:17.

3-A-1. Britton (Claremont), 10:13; 2. Morton (Inglewood), 10:13; 3. Forte (Garey), 10:15; 4. Cole (Garey), 10:17; 5. Roederer (Canyon), 10:23; 6. Truvillion (Santa Monica), 10:28.

2-A-1. Reid (Artesia), 10:13; 2. Brown (Baldwin Park), 10:14; 3. Chandler (Palo Verde), 10:24; 4. Jones (Duarte), 10:26; 5. Saunders (Sonora), 10:28; 6. Robbins (Bassett), 10:38.

1-A-1. Greer (Elsinore), 10:27; 2. Fields (Barstow), 11:32; 3. Dunn (Carpinteria), 10:39; 4. Smith (LA Lutheran), 10:65; 5. Yeargin (Marshall), 10:55; 6. Ljietz (Calabasas), 10:57.

440

4-A-1. Bethany (Fontana), 48:19; 2. Wells (Muir), 48:74; 3. Johnson (Santa Ana Valley), 49:25; 4. Driscoll (Centennial), 49:46; 5. Foster (Monrovia), 50:02; 6. Moore (Muir), 50:18.

3-A-1. Moore (Garey), 49:39; 2. Rivera (Savanna), 50:09; 3. McMerney (Pacific), 50:23; 4. Sill (Troy), 50:66; 5. Woodward (Sanjago), 50:73; 6. Garcia (Montclair), 51:29.

2-A-1. Dean (Moreno Valley), 49:29; 2. Russell (Canyon, Anaheim), 49:98; 3. Morrow (South Pasadena), 49:50; 4. Wagner (Mayfair), 50:96; 5. Gerdine (Negales), 51:02; 6. Scott (Neff), 51:17.

1-A-1. Denny (Orange Lutheran), 50:66 (Class 1-A record, old mark 51:01, Hanes, Twentynine Palms, 1978); 2. Hanes (Twentynine Palms), 50:73; 3. Martin (Holtville), 50:75; 4. Bomar (Barstow), 51:21; 5. Timmons (Perris), 51:43; 6. Britton (Rosamond), 51:56.

800

4-A-1. Hardwick (LB Wilson), 1:59.4; 2. Lodolo (Arcadia), 1:55.5; 3. Vericik (Newport Harbor), 1:55:4; 4. Alley (Royal), 1:56:2; 5. Kirchoff (San Gabriel), 1:57:0; 6. Harvey (Loara), 1:57:2.

3-A-1. Deckert (Savanna), 1:56:9; 2. P. Shirley (Notre Dame), 1:57:2; 3. Weir (Notre Dame), 1:58:6; 4. Pyle (Rancho Alamitos), 1:58:7; 5. Kinman (West Covina), 1:59:3; 6. Wachter (Arroyo), 2:01:1; Flynn (El Toro) finished first in 1:56:6 and St. Aubin (Righetti) finished second in 1:56:8 but disqualified.

2-A-1. Arnold (Duarte), 1:56:0; 2. Andrews (Bassett), 1:56:6; 3. Dean (Moreno Valley), 1:56:9; 4. Montgomery (La Canada), 1:57:2; 5. Hidalgo (Workman), 1:57:7; 6. Castro (Londale), 1:59:2; Sparks (Covina) finished sixth in 1:58:2 but disqualified.

1-A-1. Creekmore (Bloomington), 1:59:2 (Class 1-A record, old mark 2:00:3, Nunez, Carpinteria, 1978); 2. Dyon (Desert), 1:59:5; 3. Nunez (Carpinteria), 1:59:8; 4. Hendrix (Maranatha), 1:59:9; 5. Adcock (Carpinteria), 2:00:0; 6. Martin (Whittier Christian), 2:01:0.

MILE

4-A-1. F. Assuma (Eisenhower), 4:16:3; 2. Arriola (Gahr), 4:18:9; 3. Knorr (Simi), 4:19:8; 4. Lansford (Edison), 4:20:5; 5. Jackson (San Marcos), 4:26:6; 6. Appell (Fountain Valley), 4:31:9.

3-A-1. Bahara (Hart), 4:12:0; 2. B. Shirley (Notre Dame), 4:17:1; 3. Gerhardt (Costa Mesa), 4:19:6; 4. Mayfield (Righetti), 4:24:3; 5. Armstrong (Damien), 4:24:3; 6. Reyes (Damien), 4:25:1.

(Schurr), 21-5; 6. Scott (Cabrillo), 21-2; 3-A-1. Strange (Indio), 22-1/2; 2. Berger (Canyon), 22-0/2; 3. Turner (Channel Islands), 22-7/2; 4. Clements (El Segundo), 21-11/4; 5. Funderberk (Moreno Valley), 21-11/2; 6. Lea (St. Genevieve), 21-7/2.

1-A-1. Evans (Imperial), 22-11 (Class 1-A record, old mark 22-0/2, Martinez, Bishop Diego, 1978); 2. White (LA Lutheran), 21-8; 3. Martinez (Bishop Diego), 21-5; 4. Duran (Barstow), 21-2/4; 5. Stark (Orange Lutheran), 21-1/4; 6. Robinson (Webb), 20-3/2.

TRIPLE JUMP

4-A-1. Gilbert (Santa Barbara), 48-2; 2. Jones (Pasadena), 48-1; 3. Roberts (Cerritos), 46-6; 4. Temberlake (Santa Monica), 46-6; 5. Greenard (Los Alamitos), 44-6; 6. Mayfield (Muir), 44-2.

3-A-1. Robbins (Inglewood), 46-7; 2. Carr (Ganesha), 46-6; 3. Taylor (Garey), 46-4; 4. Stewart (West Covina), 46-4; 5. Crow (Montebello), 46-2; 6. Hall (West Covina), 45-2/2.

2-A-1. Norris (Coachella Valley), 48-3 (Class 2-A record, old mark 47-5, Taylor, Garey, 1978); 2. Arterberry (Brawley), 46-1/2; 3. Casonhua (Serrano), 44-2; 4. Lea (St. Genevieve), 44-0; 5. Berger (Canyon), 44-0; 6. Arnwine (Bassett), 43-11/2.

1-A-1. Relaford (LA Lutheran), 46-2/2 (Class 1-A record, old mark 43-2/2, Calhoun, Capistrano Valley, 1978); 2. Calhoun (Capistrano Valley), 44-3/2; 3. Martinez (Bishop Diego), 43-9; 4. Locke (Notre Dame, Riv.), 42-6; 5. Sessler (Barstow), 42-4; 6. Beller (Barstow), 41-6/2.

HIGH JUMP

4-A-1. Harris (Los Alamitos), 6-8; 2. Cox (Burbank), 6-8; 3. Burt (LB Wilson), 6-7; 4. Anderson (Corona), 6-6; 5. Lee (Royal), 6-6; 6. Balkin (Glendale), 6-6.

3-A-1. Stanton (Inglewood), 6-7; 2. Smyth (Dana Hills), 6-6; 3. Condon (Crespi), 6-6; 4. Lalicker (Savanna), 6-6; 5. Bevins (Burrroughs, Ridgecrest), 6-2; no sixth.

2-A-1. Davis (Miraleste), 6-10 (equals 2-A record, Nordquist, Sonora, 1977); 2. Steelman (Yucaipa), 6-10; 3. Laubacher (Santa Clara), 6-7; 4. Sears (Excelstor), 6-6; 5. Arnwine (Bassett), 6-6; 6. Spencer (Canyon), 6-6.

1-A-1. Stark (Orange Lutheran), 6-4 (equals 1-A record, Stark, 1977); 2. Sands (Notre Dame Riv.), 6-2; 3. Slovner (LA Baptist), 6-0; 4. Epps (Rosamond), 6-0; 5. tie between Britton (Rosamond) and Bennett (Notre Dame Riv.), 6-0.

120 HIGH HURDLES

4-A-1. Gilbert (Santa Barbara), 14:37; 2. Wimberly (Muir), 14:43; 2. Allen (LB Poly), 14:45; 4. Dawson (San Bernardino), 14:69; 5. Knox (Pasadena), 14:78; 6. Cooper (Fontana), 14:79.

3-A-1. Stewart (W. Covina), 14:16 (Class 3-A record, old mark 14:0, hand timed, Walker, Apple Valley, 1973); 2. Forte (Garey), 14:67; 3. Eubanks (Hawthorne), 14:78; 4. Kienna (W. Covina), 14:95; 5. Sawyer (Lompoc), 14:97; 6. Fisher (Los Amigos), 15:15.

2-A-1. Norris (Coachella Valley), 14:90; 2. Burgess (Cajon), 15:24; White (LaCanada), 15:25; 4. Longina (Nogales), 15:26; 5. Holloway (Apple Valley), 15:28; 6. Sledge (Cajon), 15:60.

1-A-1. Elgin (Carpinteria), 14:90; 2. Butler (Flintridge Prep), 15:72; 3. Aus-

Costa), 9:58.1. Ramirez, Garey, finish second but disqualified.

2-A-1. Avila (Cantwell), 9:22.5; 2. K. Ernst (El Dorado), 9:25.6; 3. Martin (San Marino), 9:28.6; 4. Cisneros (Valencia), 9:38.8; 5. Gomez (Valencia), 9:48.1.

1-A-1. Rednick (Sherman Indian), 9:29.9 (Class 1-A record, old mark 9:41.1, Rednick, Sherman Indian, 1978); 2. Huckleba (Barstow), 9:50.1; 3. Bobles (Fillmore), 9:55.5; 4. McCormick (San Jacinto), 10:02.7; 5. Hamilton (Bishop), 10:12.2; 6. Rodriguez (San Jacinto), 10:17.3.

MILE RELAY

4-A-1. Fontana, 3:18.0; 2. Muir, 3:19.2; 3. Newport Harbor, 3:19.7; Centennial, 3:19.8; 5. LB Wilson, 3:23.7; 5. Pasadena, 2:23.8.

3-A-1. Garey, 3:25.6; 2. Savanna, 3:27.3; 3. Cabrillo, 3:26.2; 4. South Hills, 3:27.5; 5. Notre Dame (SO), 3:28.1; 6. West Covina, 3:28.9.

2-A-1. Moreno Valley, 3:24.3; 2. Cajon, 3:24.8; 3. La Canada, 3:27.9; 4. Sonora, 3:28.9; 5. Hemet, 3:29.3; 6. El Dorado, 3:32.8.

1-A-1. Orange Lutheran, 3:29.3 (Class 1-A record, old mark 3:30.6, Perris, 1978); 2. Perris, 3:30.6; 3. Carpinteria, 3:30.9; 4. LA Lutheran, 3:31.2; 5. Barstow, 3:33.4; 6. Capistrano Valley, 3:33.7.

TEAM SCORES

4-A-1. Muir, 54; Pasadena, 51; Fontana, 42; Santa Ana Valley, 31; LB Wilson, 28; Millikan, 21; Los Alamitos, LB Poly and Santa Barbara, 20; Burbank, 16.

3-A-1. Garey, 63; West Covina, 45; Crespi, 44; Inglewood, 40; Savanna, 30; Claremont, 26; Notre Dame (SO), 24; Ganesha, 12; Los Amigos, 11; Hart, 10.

2-A-1. Cajon, 47; Moreno Valley, 34; Duarte, 31; Artesia, 26; Coachella Valley, 24; El Dorado, 17; La Canada and Baldwin Park, 16; Channel Islands, Bassett and Indio 14.

1-A-1. LA Lutheran, 48; Orange Lutheran, 47; Carpinteria, 42; Barstow, 40; San Jacinto, 25; Elsinore, 20; Bloomington, Holtville and Sherman Indian, 18; Perris 16.

GIRLS

100

4-A-1. Brown (Muir), 10:93 (CIF and Class 4-A record, old CIF mark, 10:7, hand timed, Bolden, Centennial, 1977; old Class 4-A mark, 10:99, Marshall, LB Jordan, 1978); 2. Bolden (Centennial), 11:07; 3. Marshall (LB Jordan), 11:08; 4. Denniston (Huntington Beach), 11:17; 5. Washington (Centennial), 11:19; 6. Winston (San Geronio), 11:22.

3-A-1. Bell (Garey), 11:59; 2. Johnson (Santa Maria), 11:63; 3. Hall (Ganesha), 11:73; 4. Mills (Miraleste), 11:75; 5. Hiatt (Monte Vista), 11:79; 6. Braffen (Torrance), 11:85.

2-A-1. McDade (Notre Vista), 11:70; 2. Payne (Bassett), 11:80; 3. Tagaban (Brawley), 11:83; 4. Pernel (Canyon), 11:89; 5. Perkins (Duarte), 11:92; 6. Thomas (Bassett), 11:95.

1-A-1. M. Kelley (Irvine), 11:39 (Class 1-A record, old mark 11:45, M. Kelley, 1978); 2. Haight (Orange Lutheran), 11:48; 3. Gaston (Barstow), 11:95; 4. Grayson (Atascadero), 12:06; 5. Avery (Barstow), 12:14; 6. Williams (Valley Christian), 12:15.

440

4-A-1. Emerson (Westminster), 55:10 (CIF and Class 4-A record, old marks 56:24, Emerson, 1978); 2. Cassidy (West Torrance), 56:46; 3. Law (Santa Ana Valley), 56:90; 4. Poppen (Thousand Oaks), 57:68; 5. Kneeshaw (Foothill), 58:06; 6. Steen (Santa Ana Valley), 58:87.

2-A-1. Kelley (Hemet), 11:11.7 (Class 2-A record, old mark 11:32.2, Kelley, Hemet, 1978); 2. Brink (San Marino), 11:20.9; 3. Dube (Mater Dei), 11:37.0; 4. Greene (Indio), 11:40.5; 5. Metzger (Rio Mesa), 11:42.5; 6. Steese (Canyon), 11:46.9.

1-A-1. R. McIntyre (Bishop), 11:54.2; 2. Gilson (Calabasas), 11:59.2; 3. Clancey (Bishop), 12:10.3; 4. White (La Verne Lutheran), 12:22.2; 5. D. McIntyre (Bishop), 12:24.5; 6. Fero (Irvine), 12:36.8.

110 LOW HURDLES

4-A-1. Reade (La Mirada), 14:72 (Class 4-A record, old mark 14:5 hand timed, Held, Edison, 1978); 2. Harmon (Santa Ana Valley), 14:97; 3. Carroll (San Marcos), 14:98; 4. Hanlon (Edison), 14:99; 5. Bullett (Centennial), 15:06; 6. Held (Edison), 15:01.

3-A-1. Glazier (El Toro), 15:22; 2. Bower (Torrance), 15:23; 3. Sorrenson (Claremont), 15:31; 4. Robison (Antelope Valley), 15:35; 5. Davenport (Troy), 15:47; 6. Enevoloson (Quartz Hill), 15:75.

2-A-1. Culberson (Cajon), 15:31; 2. Singleton (Nordhoff), 15:33; 3. Paulson (Canyon), 15:61; 4. Johnson (Palo Verde), 15:85; 5. Arnold (Duarte), 15:96; 6. Vonessen (Royal Oak), 16:00.

1-A-1. Thomas (LA Baptist), 15:66; 2. Alexander (Troy), 15:92; 3. Kay (Desert), 16:06; 4. Matherin (Notre Dame), 16:28; 5. Jepsen (Brentwood), 16:37; 6. Butler (Perris), 16:48.

MILE

4-A-1. Meek (Palos Verdes), 4:56.7 (Class 4-A record, old mark 5:02.0, Bush, Rolling Hills, 1978); 2. Bush (Rolling Hills), 5:00.1; 3. Hulse (Edison), 5:11.6; 4. Shumate (Pasadena), 5:15.8; 5. Broccoli (Newbury Park), 5:19.5; 6. Fulkerson (Camarillo), 5:19.5.

3-A-1. Wells (Quartz Hill), 5:09.6 (Class 3-A record, old mark 5:10.1, Wells, Quartz Hill, 1977); 2. Romahn (Costa Mesa), 5:12.3; 3. Hogge (Canyon Saugus), 5:28.8; 4. Karamitsos (Righetti), 5:24.6; 5. Mitchell (Saugus), 5:30.4; 6. Bennett (Sierra), 5:34.7.

2-A-1. Mintie (Rosary), 5:04.4; 2. Deegan (Alemany), 5:05.3; 3. Vollmer (Canyon, Anaheim), 5:20.0; 4. Hammershock (Brawley), 5:30.9; 5. Buford (Chaminade), 5:33.2; 6. Green (Indio), 5:34.4.

1-A-1. Ward (LA Lutheran), 5:24.0 (Class 1-A record, old mark 5:30.8, Kraemer, Notre Dame, Riv., 1978); 2. Waters (Twentynine Palms), 5:30.1; 3. L. Sessums (Bishop), 5:31.7; 4. Gilson (Calabasas), 5:33.2; 5. Shevitski (Norco JHS), 5:36.9.

220

4-A-1. Marshall (LB Jordan), 24:59; 2. Brown (Muir), 24:85; 3. Washington (Centennial), 25:14; 4. Dennis (Monrovia), 25:25; 5. Denniston (Huntington Beach), 25:46; 6. Cassidy (West Torrance), 25:70.

3-A-1. Johnson (Santa Maria), 25:36 (Class 3-A meet record, old mark 25:2 hand timed, Ballard, Ganesha, 1977); 2. Bell (Garey), 25:40; 3. Mills (Miraleste), 26:00; 4. Hiatt (Monte Vista), 26:18; 5. Smith (Morningside), 26:41; 6. Haynes (Torrance), 26:65.

2-A-1. Pernel (Canyon, Ana), 26:00 (Class 3-A record, old mark 26:14, Kainz, Ontario, 1978); 2. McDade (Notre Vista), 26:28; 3. Tagaban (Brawley), 26:42; 4. Kainz (Ontario), 26:53; 5. Perkins (Duarte), 26:54; 6. Japor (Artesia), 26:79.

1-A-1. M. Kelley (Irvine), 25:75; 2. Haight, Orange Lutheran, 26:39; 3. Haight (Orange Lutheran), 25:90; 4. Grayson (Atascadero), 26:55; 4. Gaston (Barstow), 26:57; 5. Thomas (Cala-

Varsity High Jump—Bob Churchill (Livermore), 6-6; 2. Steve Bilzel (Irvington), 6-6; 3. Pat Devitt (Northgate), 6-4; 4. Kerry Myers (Berkeley), 6-4; 5. Gary Branch (American), 6-4; 6. Bobby Lucas (Pittsburg), 6-2.

Varsity Discus—Chris Kilpatrick (Northgate), 163-7; 2. Scott Rohloff (Washington), 161-11½; 3. Dave Diblus (Irvington), 160-4½; 4. Harvey Salome (El Cerrito), 156-10; 5. Jerry Jones (Antioch), 155-5½; 6. Ernie Zumbach (Amador), 146-11.

Varsity Pole Vault—Mike Becker (Pittsburg), 13-0; 2. Jeff Opsal (Antioch), 13-0; 3. Steve Thomas (Northgate), 12-6; 4. Bob Sanchez (Concord), 12-6; 5. Scott Webster (DeAnza), 12-6; 6. Stanley Nakaso (Berkeley), 12-0.

Team Scores

Girls—Berkeley 49, Northgate 26, Livermore 22, El Cerrito 19, Amador 18, American 11, Monte Vista 11.

Varsity—Pittsburg 35, El Cerrito 29, Richmond 25, Northgate 19, Newark 18, Livermore 18, Mission San Jose 18, Kennedy-Richmond 14.

/Vern Gambetta/

6TH LAS POSAS HILLS HANDICAP

DISTANCE--10.000 MILES

PLC	NAME	DATE	FAST TIME
1	VINCENT ENGEL	31 B B	54:130
2	STEVE DURAND	21 STC	55:150
3	LARRY PONTINEN	36 SBAA	56:156
4	BYRLE BMALLEN	30 STC	57:580
5	RON YSAIS	16	58:000
6	DENNIS STANSAUK	21 SFVT	58:000
7	CHARLES R MCCLUNG	37 UNAT	58:119
8	ARNULFO CARBAJAL	16	58:222
9	DENNIS R PARRISH	36 STC	58:445
10	BOB HUTTON	32 UCLA	59:114
11	ROBERT NEWMARK	18 SFVT	59:155
12	KEN LUCCI	29 SBAA	1:01:113
13	JIM KNERR	44	1:01:124
14	KEN RIDLER	36 STC	1:01:137
15	RALPH WHITEHEAD	28	1:02:121
16	RAY REGALADO	35	1:02:123
17	PETER MACEN	31	1:02:155
18	GARY STANSAUK	27 SFVT	1:03:110
19	RICHARD DURAND	49 STC	1:03:146
20	BOB SCULLY	21 UCLA	1:03:159
21	LARRY BALLEW	32 STC	1:04:100
22	RON WEST	27	1:04:105
23	LARRY SUHR	34 SBAA	1:04:134
24	RICH WATSON	39	1:04:135
25	PETER CHAMBLISS	35 B B	1:05:116
26	JOHN MACRAE	36	1:05:138
27	BOB KING	36 STC	1:06:111
28	JIM REGALADO	33	1:06:115
29	BILL EISENHAN	31	1:06:116
30	JOHN DUHIG	38 STC	1:06:116
31	ALAN MANTELL	35	1:06:126
32	BRUCE ROBINSON	52 CCAC	1:06:148
33	SAM DE LUCA	50 STC	1:07:131
34	WILLIAM FISHER	28	1:07:133
35	TIM GILES	36 B B	1:07:150
36	DR R D GRAY III	37	1:07:152
37	RANDY DORBIN	45 UNAT	1:08:112
38	JACK WILLIAMS	42 LACF	1:08:148
39	LONO A TYSON	50 CCAC	1:09:117
40	YOSH SAKAZAKI	51 UNAT	1:10:106
41	BOB JETTER	43	1:10:130
42	ROSS BURGESS	30	1:10:130
43	BILLY KARRH	35 VCTC	1:10:130
44	HECTOR ELIZANONDO	41	1:10:150
45	REDMOND GLEESON	43 SCS	1:10:152
46	ROGER KENT	39	1:11:142
47	WAYNE SMITH	37	1:12:104
48	SHARLENE MCFINLEY	15 SBS	1:12:114
49	AMY PERLSTEIN	12 SFVT	1:12:110
83	ILONA HRUSKA	26	1:12:315

Varsity (LA Baptist), 6-0; 4. Epps (Rossmont), 6-0; 5. He (Benson) (Rossmont), 6-0; 6. Bennett (Notre Dame Riv.), 6-0.

120 HIGH HURDLES

4-A-1. Gilbert (Santa Barbara), 14:37; 2. Wimberly (Muir), 14:43; 2. Allen (LB Poly), 14:45; 4. Dawson (San Bernardino), 14:69; 5. Knox (Pasadena), 14:78; 6. Cooper (Fontana), 14:79.

3-A-1. Stewart (W. Covina), 14:16 (Class 3-A record, old mark, 14:0, hand timed); Walker, Apple Valley, 1973; 2. Forte (Garey), 14:67; 3. Eubanks (Hawthorne), 14:78; 4. Kiene (W. Covina), 14:95; 5. Sawyer (Lompoc), 14:97; 6. Fisher (Los Amigos), 15:15.

2-A-1. Norris (Coachella Valley), 14:90; 2. Burgess (Cajon), 15:24; White (LaCanada), 15:25; 3. Longina (Nogales), 15:26; 5. Holloway (Apple Valley), 15:28; 6. Sledge (Cajon), 15:60.

1-A-1. Elgin (Carpinteria), 14:90; 2. Butler (Fillintridge Prep), 15:72; 3. Hoff (Perris), 15:86; 4. Magin (Holtville), 16:01; 5. Beldo (Desert), 16:06; 6. Neenan (Orange Lutheran), 16:23.

MILE

4-A-1. F. Assumma (Eisenhower), 4:16.3; 2. Ariola (Gahr), 4:18.9; 3. Knerr (Simi), 4:19.8; 4. Lansdon (Edison), 4:20.5; 5. Jackson (San Marcos), 4:26.6; 6. Appell (Fountain Valley), 4:33.9.

3-A-1. Bahara (Hart), 4:12.0; 2. B. Shirley (Notre Dame), 4:17.1; 3. Gerhardt (Costa Mesa), 4:19.6; 4. Mayfield (Righetti), 4:24.3; 5. Armstrong (Damian), 4:24.3; 6. Reyes (Damien), 4:25.1.

2-A-1. Fricker (Hemet), 4:14.1; 2. Stormo (Agoura), 4:18.3; 3. B. Kester (Artesia), 4:25.8; 4. Cisneros (Valencia), 4:26.5; 5. Benavidez (Bassett), 4:27.8; Sopp (Esperanza), 4:33.1.

1-A-1. Peters (Bishop), 4:22.1 (Class 1-A record, old mark, 4:24.5, Peters, Bishop, 1977); 2. Rednick (Sherman Indian), 4:26.8; 3. McCormick (San Jacinto), 4:29.2; 4. Fogerty (Capistrano Valley), 4:32.3; 5. Ross (Twentynine Palms), 4:35.2; 6. Huckaba (Barstow), 4:37.7.

330 LOW HURDLES

4-A-1. Wells (Muir), 37:50; 2. Allen (LB Poly), 37:51; 3. Lee (LB Poly), 38:03; 4. Moore (Muir), 38:06; 5. Blevins (Fountain Valley), 38:39; 6. Gholar (Monrovia), 38:50.

3-A-1. W. Curran (Crespi), 37:58; 2. Kegans (Claremont), 38:50; 3. Stewart (West Covina), 38:63; 4. Forte (Garey), 38:83; 5. Solomon (Cabrillo), 38:93; 6. Washington (Garey), 39:19.

2-A-1. Johnson (Cajon), 38:32; 2. Sellers (Channel Islands), 38:96; 3. Ramirez (Santa Paula), 39:03; 4. Alverado (Coachella Valley), 39:43; 5. Love (Palo Verde), 39:83; 6. Wyatt (Yucaipa), 39:90.

1-A-1. Elgin (Carpinteria), 38:78; 2. Margin (Holtville), 39:33; 3. Taylor (Brethren), 39:42; 4. Austin (Perris), 39:86; 5. Brown (Perris), 40:05; 6. Miller (Marshall), 40:21.

440 RELAY

4-A-1. Santa Ana Valley, 42:03; 2. Pasadena, 42:08; 3. Centennial, 42:38; 4. Muir, 42:52; Compton, 42:59; 6. Millikan, 42:83.

3-A-1. Inglewood, 42:59; 2. Garey, 42:82; 3. Santa Maria, 43:22; 4. Ganessa, 43:35; 5. Canyon (Saugus), 43:45; 6. West Covina, 43:80.

2-A-1. Cajon, 42:71; 2. Duarte, 42:78; 3. Moreno Valley, 43:61; 4. Verbum Dei, 43:27; 5. Sonora, 43:88; 6. Alta Loma, 43:89.

1-A-1. LA Lutheran, 43:67; 2. Orange Lutheran, 44:09; 3. Marshall, 44:24; 4. Banning, 45:02; 5. Carpinteria, 45:34; 6. Bishop Diego, 45:36.

LONG JUMP

4-A-1. Pitts (Santa Ana Valley), 23-10½; 2. Fowler (Fontana), 23-9; 3. Endres (Millikan), 22-11¾; 4. Zawinul (Blair), 22-10; 5. Bennett (Chaffey), 22-5½; 6. Lemons (Katella), 22-2¼.

3-A-1. Fisher (Los Amigos), 23-1; 2. Ostrander (Arroyo), 22-10½; 3. Stewart (West Covina), 22-6½; 4. McDermott (Pius X), 21-11½; 5. Luevano

4-A-1. Emerson (Westminster), 55:10 (CIF and Class 4-A record, old marks, 56:24, Emerson, 1978); 2. Cassidy (West Torrance), 56:46; 3. Law (Santa Ana Valley), 56:90; 4. Poppen (Thousand Oaks), 57:68; 5. Kneeshaw (Foothill), 58:86; 6. Steen (Santa Ana Valley), 58:87.

3-A-1. Jordan (Pioneer), 58:78; 2. Romo (North Torrance), 59:24; 3. Davenport (Troy), 59:24; 4. Robinson (Antelope Valley), 59:78; 5. Porter (Upland), 59:84; 6. Chester (Garey), 61:22.

2-A-1. Kainz (Ontario), 57:89; 2. Patcha (Valencia), 58:70; 3. Culbert (Aviation), 59:45; 4. Pratt (Moreno Valley), 59:46; 5. Johnson (Rio Mesa), 61:06; 6. True (Channel Islands), 61:81.

1-A-1. Lipsey (Atascadero), 59:30 (Class 1-A record, old mark, 60:35, M. Kelley, Irvine, 1978); 2. Smith (Twentynine Palms), 59:38; 3. Baumgart (Bishop), 60:78; 4. Schouten (Notre Dame Riv.), 60:94; 5. Preiksa (Bishop Diego), 61:05; 6. Hall (Perris), 62:01.

4A-1. Sanford (Pasadena), 21:94; 2. Hawkins (Warren), 22:04; 3. Bethany (Fontana), 22:29; 4. Cleveland (Pasadena), 22:33; 5. Brown (Monrovia), 22:54; 6. Fowler (Fontana), 22:62.

3-A-1. W. Curran (Crespi), 22:47; 2. Britton (Claremont), 22:51; 3. Cole (Garey), 22:58; 4. Roederer (Canyon, Sau), 22:68; 5. Morton (Inglewood), 22:81; 6. Truvillion (Santa Maria), 22:92.

2-A-1. Reid (Artesia), 22:51; 2. Brown (Baldwin Park), 22:59; 3. Johnson (Cajon), 22:67; 4. Jackson (Cajon), 22:93; 5. Gardine (Nogales), 23:02; 6. Jones (Duarte), 23:04.

1-A-1. Greer (Elsinore), 22:60 (Class 1-A record, old mark, 23:18, Greer, Elsinore, 1978); 2. Fields (Barstow), 22:73; 3. Ashworth (Orange Lutheran), 22:80; 4. Bragg (Western Christian), 23:06; 5. Hanes (Twentynine Palms), 23:15; 6. Lietz (Calabasas), 23:16.

SHOTPUT

4-A-1. Garnett (Muir), 58-0½; 2. Hazelton (Downey), 57-5; 3. Williams (LB Wilson), 54-6¼; 4. Phillips (Millikan), 53-9½; 5. Gray (Palm Springs), 53-7; 6. Cowan (Monrovia), 52-5½.

3-A-1. Paul (West Covina), 62-3¾; 2. Brown (Mater Dei), 56-4¾; 3. McCool (Antelope Valley), 54-6½; 4. Orr (Canyon, Sau), 53-9¼; 5. Lira (St. John Bosco), 53-6; 6. Walker (Lompoc), 53-5½.

2-A-1. Spillers (Rowland), 59-7½; 2. Newman (Victor Valley), 58-10¾; 3. Brenner (Fullerton), 54-11; 4. Hicks (Nogales), 54-9½; 5. Romero (Indio), 54-1½; 6. Moody (St. Bernard), 53-10½.

1-A-1. Kraychir (San Jacinto), 57-7½ (Class 1-A record, old mark, 56-7, Kraychir, San Jacinto, 1978); 2. Mariani (Bloomington), 52-4¼; 3. Wayne (Kern Valley), 52-1¼; 4. Finger (San Jacinto), 51-1¾; 5. Orloff (Barstow), 49-11; 6. Tiliard (Notre Dame, Riv.), 49-6.

TWO MILES

4-A-1. Webb (Kennedy), 9:09.7; 2. Nelson (Burbank), 9:09.9; 3. Spilman (Simi), 9:19.5; 4. Morales (Camarillo), 9:20.2; 5. Meizend (Norco), 9:28.9; 6. F. Assumma (Eisenhower), 9:47.8.

3-A-1. Diaz (Redondo), 9:23.4; 2. Gerkin (Corona del Mar), 9:25.8; 3. M. Ebner (Bishop Amat), 9:26.4; 4. Neiswonger (Buena Park), 9:44.9; 5. Borbon (Upland), 9:54.1; 6. Carr (Mira

TWO MILE

4-A-1. Meek (Palos Verdes), 10:44.8 (CIF and Class 4-A record, old CIF mark, 11:05.7, Wells, Quartz Hill, 1977; old Class 4-A record, 11:11.2, Keith, Fontana, 1977); 2. Roach (Kennedy), 11:11.2; 3. Scaduto (Santa Monica), 11:24.3; 4. Fernandez (Estancia), 11:30.4; 5. Gibbs (Marina), 11:46.5; 6. Zorich (Newbury Park), 11:47.2.

3-A-1. Tracey (Antelope Valley), 11:17.3; 2. Bottlich (Miraleste), 11:22.2; Ragan (Saugus), 11:25.9; 4. Ebner (Bishop Amat), 11:28.1; 5. Bennett (Sierra), 11:45.5; 6. Fisher (Costa Mesa), 11:46.5.

4-A-1. Johnson (Santa Maria), 25:36 (Class 3-A meet record, old mark, 25:2 hand timed, Ballard, Ganessa, 1977); 2. Bell (Garey), 25:40; 3. Mills (Miraleste), 26:00; 4. Hiatt (Monte Vista), 26:18; 5. Smith (Morningside), 26:41; 6. Haynes (Torrance), 26:65.

2-A-1. Pernel (Canyon, Ana), 26:00 (Class 3-A record, old mark, 26:14, Kainz, Ontario, 1978); 2. McDade (Norte Vista), 26:28; 3. Tagaban (Brawley), 26:42; 4. Kainz (Ontario), 26:53; 5. Perkins (Duarte), 26:54; 6. Japor (Artesia), 26:79.

1-A-1. M. Kelley (Irvine), 25:75 (Class 1-A record, old mark, 26:39), Haight, Orange Lutheran, 1978); 2. Haight (Orange Lutheran), 25:90; 3. Grayson (Atascadero), 26:55; 4. Gaston (Barstow), 26:57; 5. Thomas (Calabasas), 27:37; 6. Sybesma (Valley Christian), 27:40.

HIGH JUMP

4-A-1. Redican (Simi), 5-10¼ (CIF and Class 4-A record, old CIF mark, 5-8, Erpenbeck, Huntington Beach, 1977 and Gossweiler, Upland 1977; old 4-A record, 5-8, Erpenbeck, 1977); 2. E. Fargo (Crescenta Valley), 5-6; 3. Erpenbeck (Huntington Beach), 5-6; 4. Zeller (Redland), 5-2; 5. Sterling (Newbury Park), 5-2; 6. J. Fargo (Crescenta Valley), 5-2.

3-A-1. Gossweiler (Upland), 5-10¼ (CIF and Class 3-A record, old CIF mark, 5-8, Erpenbeck and Gossweiler; old 3-A mark, 5-5, by five performers); 2. Corona (Sunny Hills), 5-4; 3. Wurtz (Corona del Mar), 5-4; 4. Halligan (Quartz Hills), 5-4; 6. Villa (Sierra), 5-4.

2-A-1. Newman (Agoura), 5-4; 2. Paulson (Canyon, Ana), 5-2; 3. Payne (Bassett), 5-2; 4. Dietz (Sonora), 5-2; 5. Clark (Victor Valley), 5-0; 6. tie between Richter (Hemet) and Pritz (Azusa), 5-0.

1-A-1. Kern (St. Bonaventure), 5-4 (equals Class 1-A record, Winniewiser, Bishop Diego, 5-4); 2. Kraemer (Notre Dame, Riv.), 5-4; 3. Sweeney (Yuca Valley), 5-4; 4. McCullough (Barstow), 5-2; 5. tie between Grob (La Cumbre JHS) and L. Kelley (Irvine), 5-2.

SHOTPUT

4-A-1. Lzwart (Crescenta Valley), 44-10 (Class 4-A record, old mark, 42-8½, Shaw, Santa Ana Valley, 1978); 2. McElroy (Pacific), 41-6½; 3. Green (Fountain Valley), 41-5½; 4. Lynch (Camarillo), 40-11¾; 5. Fields (LB Poly), 38-8½; 6. Shaw (Santa Ana Valley), 39-6¾.

3-A-1. Ramos (Anaheim), 43-11¼ (Class 3-A record, old mark, 40-6¾, Dasse, Costa Mesa, 1977); 2. Ebert (Schurr), 40-1½; 3. Smith (Arroyo), 39-8; 4. Baker (Chino), 39-1¾; 5. Husaker (Burrroughs, Ridge), 37-7¾; 6. Smith (Saugus), 37-3¼.

2-A-1. Nelson (Canyon, Ana), 44-11½ (CIF and Class 2-A records, old marks, 44-3½, Nelson, Canyon, 1978); 2. Langston (La Sierra), 37-4; 3. Morris (Wainut), 36-3; 4. Kipke (La Canada), 35-9; 5. Anderson (Sierra Vista), 35-6½; 6. Kehrberg (Workman), 35-4¾.

1-A-1. Edwards (Brethren), 39-5¼ (Class 1-A record, old mark, 37-3¾, Hutchenson, Notre Dame, Riv., 1978); 2. Hutchenson (Notre Dame), 39-0¼; 3. Evans (Barstow), 36-6; 4. Hiner (Paso Robles), 35-9¾; 5. Colbarn (St. Genevieve), 35-9¼; 6. Cvitanich (San Jacinto) 33-10½.

May 26, Tulare: CIF
Central Section Champ

May 27: East LA JC,
LA City CIF Finals.

POLE VAULT

4-A-1. Tully (Millikan), 15-0; 2. McIntyre (Los Alamitos), 15-0; 3. Nash (Santa Monica), 14-6; 4. Hill (LB Wilson), 14-6; 5. McTee (Arcadia), 13-6; 6. Thorpp (Marina), 13-6.
3-A-1. A. Curran (Crespi), 16-5 1/2 (CIF and Class 3-A record, old CIF mark, 16-4 1/2, Smith, South Torrance, 1969 and Hintnaus, Aviation, 1976; old 3-A mark, 15-8 1/2 A. Curran, Crespi, 1977); 2. Kenworth (Crespi), 14-6; 3. Pinto (Keppel), 14-0; 4. Lofton (Torrance), 14-0; 5. Bauer (Mission Viejo), 12-6; no sixth.
2-A-1. G. Ernst (El Dorado), 16-5 1/2 (CIF and Class 2-A record, old CIF mark, 16-4 1/2, Smith and Hintnaus; old 2-A mark, 16-4 1/2, Hintnaus); 2. White (La Canada), 15-6; 3. Foss (Santa Inez), 15-0; 4. Clark (Bellflower), 14-0; 5. Wilson (Indio), 13-6; no sixth.

1-A-1. Vandevette (Valley Christian), 13-6 1/2 (Class 1-A record, old mark, 13-4, Vandevette, Valley Christian, 1978); 2. McGovern (Rim of the World), 13-0; 3. Palacios (LA Lutheran), 12-6; 4. Shannon (Irvine), 12-6; 5. Cecil (Kern Valley), 12-6; 6. Fairclough (Capistrano Valley), 12-0.

LONG JUMP

4-A-1. JcClain (Pacific), 18-5 1/2 (Class 4-A record, old mark, 17-9, Roberts, Cerritos, 1978); 2. Zwart (Crescenta Valley), 18-1 1/2; 3. Roberts (Cerritos), 17-1 1/2; 4. Cooper (Dominquez), 17-10 1/2; 5. Marshall (LB Jordan), 17-10; 6. Hanlon (Edison), 17-5.
3-A-1. Bell (Garrey), 19-4 (CIF and Class 3-A record, old CIF mark, 19-0 1/2, Gourdine, El Toro, 1977; old 3-A mark, 18-9, Gourdine, 1977); 2. Almeida (Troy), 17-8 1/2; 3. Shaw (Morningside), 17-3; 4. Scott (Pomona), 17-3; 5. McMurray (Edgewood), 17-0; 6. Ream (Sierra), 16-9 3/4.
2-A-1. Williams (Channel Islands), 18-3; 2. Tagaban (Brawley), 17-11; 3. Kelley (Neff), 17-11 1/2; 4. Vana (Royal Oak), 16-7 3/4; 5. Dietz (Sonora), 16-6 1/2; 6. Perkins (Duarte), 16-4 1/2.
1-A-1. M. Kelley (Irvine), 18-6 1/2 (Class 1-A record, old mark, 17-9 1/2, M. Kelley, Irvine, 1978); 2. Gray (Marshall), 17-10; 3. Radexmaker (Ontario Christian), 16-8 1/2; 4. Kern (St. Bonaventure), 16-4 1/2; 5. White (La Verne Lutheran), 16-7; 6. Norman (Barstow), 16-2 1/2.

TEAM SCORES

4-A-Crescenta Valley, 27; Thousand Oaks and Muir, 26; Santa Ana Valley, 24; Edison and Rolling Hills, 22; Pacific and Centennial, 18; LB Jordan, 17; Huntington Beach, 13.
3-A-Garrey, 37; Antelope Valley, 26; Upland and North Torrance, 22; Santa Maria, Miraleste and Morningside, 18; Canyon (Saugus) and Anaheim, 14; Quartz Hill, 13.
2-A-Canyon (Anaheim), 61; Bassett, 25; Brawley, 25; Valencia and Norte Vista, 18; Sonora, 17; Cajon, 16; Channel Islands and Indio, 15; Walnut and Ontario, 14.
1-A-Orange Lutheran, 38; Bishop, 34; Notre Dame (Riv.), 33; Irvine, 32 1/2; LA Lutheran, 30; Barstow, 27; Atascadero, 26; Calabasas, 24; Twentynine Palms, 16; St. Bonaventure, 14.

May 21. Los Altos. PA Pentathlon/Triathlon at Los Altos High School

Bantam Triathlon:
1) Donna Steinbecker(ATC) 1130
Midget Pentathlon:
1) Kelly Brogan(SJC) 2480
Youth Pentathlon:
1) Heidi-Ellis (OrindaTC) 3139
Senior Women's Pentathlon:
1) Gigi Hurley (MLTC) 3513
2) Carrie Venable(CY) 2582
/Bruce Carney/

May 22. Arcata. First All Women's Race of Humboldt County

2.5 Mile:
1) Arlee Montalvo 16:36
2) Geri Ann Rudd 16:54.5
3) Tina Cover 17:15.8
4) Debbie Clayton 17:32.1
5) Sue Youngdale 18:35.3
6.2 Mile:
1) Sue Grigsby 38:37.7
2) Lisa Miyoshi 41:40.3
3) Val Laclergue 44:09.6
4) Janet Barager 44:16.3
5) Laura Benson 44:27.3
/Gayle Kerstetter/

May 27: Sac-Joaquin
CIF Section Finals

VARSITY BOYS

120 M-1. Valentina (Colo), 14.0; 2. Johnson (St), 14.3; 3. Andrade (H), 14.3; 4. Coeling (Sac), 14.4; 5. Johnson (Hog), 14.4; 6. Shaw (Oak), 14.5
DISCUS-1. Foran (Mt), 198-10; 2. Frazee (BV), 173-4; 3. McArthur (Son), 172-5; 4. Morris (Gr), 169-6; 5. Hoffman (BV), 167-3; 6. Segura (Vet), 160-0.

LONG JUMP-1. Dye (High), 22-8 1/4; 2. Palmer (Vet), 22-6 1/4; 3. Cameron (Rose), 22-6 1/4; 4. Sanders (Gr), 22-5 1/4; 5. Stevenson (Mer), 21-10 1/4; 6. Thompson (Mer), 21-8.

440 RELAY-1. Johnson, 41.9; 2. Sacramento, 41.9; 3. Stagg Johnson, Farley, V. Baker, Moore), 42.2; 4. Highlands, 42.6; 5. Foothill, 42.7; 6. Grant, 43.8.

100-1. Moseley (NDR), 9.9; 2. Wright (HJ), 9.9; 3. Washington (Bur), 10.0; 4. Morgan (HJ), 10.0; 5. Burns (LS), 10.0; 6. Brown (Foot), 10.2.

800-1. Hale (St), 1:54.6; 2. Hagganpala (Cer), 1:55.1; 3. Perry (St), 1:56.6; 4. Mountz (Fols), 1:58.8; 5. Reyes (Jes), 1:58.8; 6. Silva (YuC), 1:59.1.

MILE-1. Hale (St), 4:14.7; 2. Will (Enc), 4:15.8; 3. Silva (YuC), 4:20.9; 4. Mackey (Dev), 4:21.9; 5. Hadley (Vin), 4:23.8; 6. Hoppel (ML), 4:24.3.

300 LH-1. Cowling (Sac), 37.3; 2. Andrade (HJ), 37.4; 3. Newsome (Vaca), 37.7; 4. Selby (BV), 38.3; 5. Rosenberg (Mod), 38.5; 6. Toyama (McCl), 38.7.

440-1. Grant (Gr), 48.5; 2. Potter (High), 49.1; 3. Goltz (HJ), 49.2; 4. Barber (High), 49.2; 5. Brovelli (Just), 49.9; 6. Yeats (NDR), 50.5.

TWO-MILE-1. Radican (ML), 9:23.7; 2. J. Baker (St), 9:27.1; 3. Munoz (St), 9:29.7; 4. Otis (Oak), 9:30.7; 5. Miller (EC), 9:30.9; 6. McCarty (Jes), 9:35.0.

POLE VAULT-1. Bennett (MtTah), 14-0; 2. Igelman (Vaca), 13-9; 3. (tie) Mercer (BV) and Mierzulak (High).

BOYS

Discus - 1. Thomas, MCL, 179-11; 2. Bennett, Kings, 169-0; 3. Mosebar, MW, 166-10; 4. Dennis, MCL, 161-0; 5. Budwig, MCL, 152-7.
440 - 1. Edson (Timmons, Sears, Thompson, West) 41.9; 2. Bakersfield 42.0; 3. Lemoore 42.5; 4. West 42.8; 5. Hanford 43.3.

800 - 1. Guinonez, Tul, 1:54.5; 2. Roark, East, 1:55.4; 3. Hilson, West, 1:55.7; 4. Burns, Shaf, 1:57.0; 5. Little, Hoov, 1:58.0.

100 - 1. Thomas, Han, 9.5 (meet record); 2. Newsome, Bak, 9.7; 3. Thompson, Ed, 9.7; 4. Gordon, MCL, 9.8; 5. Gaffney, Lem, 9.9.
100 - 1. Harrison, Was, 23-1 1/2; 2. Shelly, Ed, 22-6 1/4; 3. Gaffney, Lem, 22-4; 4. Cupps, Fres, 22-3 1/4; 5. Redd, Bak, 22-0 3/4.

120 HH - 1. Rhoades, Fres, 14.2; 2. Criswell, Hoov, 14.4; 3. McCloskey, Hoov, 14.5; 4. Lonsinger, High, 14.9; 5. Redd, Bak, 14.4.
2 Mile - 1. Wren, West, 9:26.9; 2. Lozano, Red, 9:30.5; 3. Perez, Sang, 9:32.5; 4. DeLaCruz, MW, 9:35.3; 5. McDannald, Hoov, 9:37.8.

440 - 1. Newsome, Bak, 48.5; 2. Timmons, Ed, 48.9; 3. Guinonez, Tul, 49.3; 4. Cooper, Bak, 49.8; 5. Strain, Lem, 50.1.
SP - 1. Mosebar, MW, 59-11; 2. Merlo, Sang, 56-11 1/2; 3. McCrery, Bul, 56-6 1/4; 4. Franev, Gar, 53-5; 5. Pendleton, Tul, 53-3 1/2.

220 - 1. Thomas, Han, 21.4; 2. Thompson, Ed, 21.8; 3. Scott, Hoov, 21.9; 4. Holbert, MCL, 22.1; 5. Green, West, 22.2.
100 - 1. Elard, Hoov, 48-1 1/2; 2. Portee, Clo, 47-11 1/4; 3. Turner, West, 46-5 1/4; 4. Lewis, Lem, 46-3 1/2; 5. Kinney, West, 45-10 1/4.

300 LH - 1. Rhoades, Fres, 37.7 (meet record); 2. Cleaves, Lem, 38.2; 3. Quarles, Ed, 38.4; 4. Williams, Chow, 38.4; 5. Smith, Han, 38.7.
Mile - 1. Randolph, Bak, 4:18.4; 2. Hill, MW, 4:20.4; 3. Covington, Lem, 4:20.5; 4. Pope, Bul, 4:22.9; 5. Meyer, Roos, 4:23.6.

PV - 1. Androff, Hoov, 14-6; 2. Riding, Hoo, 14-6; 3. Pollard, High, 13-6; 4. Hanson, Imman, 13-6; 5. Balderas, Reed, 13-0.
HJ - 1. Clark, West, 6-6 (jump off); 2. Tie: Neal, Lem, and Ailsman, North, 6-6; 4. Anderson, MCL, 6-6; 5. Bass, Mad, 6-6.

Team Scores: Edison 56, Bakersfield 55 1/2, Hoover 52, West 43, Lemoore 41, Mt. Whitney 29 1/2, McLane 28, Fresno 24, Tulare 18, Highland 12, Bulard 11, Wasco 10, East 9, Clovis 8, Kingsburg 8, Redwood 8, Corcoran 7, North 7, Chowchilla 4, Garces 4, Shafter 4, Madera 2, Tulare Western 2, Roosevelt 2, Reedley 2, Taft 1.

110 HH - 1. Yarborough, Clo, 14.8 w; 2. Sanchez, Red, 15.3; 3. Bane, Bak, 15.4; 4. Goodman, Clo, 15.4; 5. Bryson, Lem, 15.6;
100 - 1. Ward, South, 10.8 (meet record); 2. Wright, Ed, 10.9; 3. Yates, Ed, 10.9; 4. Arnold, Chow, 11.1; 5. Wilson, North, 11.2.

440 Rel - South (Bank, Jupton, Ames, Ward) 48.4 (meet record); 2. Edison 48.5; 3. Mt. Whitney 49.3; 4. McLane 49.9; 5. East 50.0.
2 Mile - 1. J. Walker, Bak, 11:05.7 (meet record); 2. Ortiz, TW, 11:16.3; 3. W. Walker, Bak, 11:23.1; 4. Templeton, West, 11:46.4; 5. Moffitt, Ext, 11:53.1.

800 - 1. Goen, North, 2:12.2; 2. Lopez, Delano, 2:18.3; 3. Stevens, Kings, 2:19.4; 4. McPherson, Clo, 2:20.6; 5. Garza, Reed, 2:20.9.
SP - 1. Washington, Ed, 40-11 1/4; 2. Corley, Garces, 40-3 1/2; 3. Stevens, Coel, 40-0 1/4; 4. Banks, Delano, 39-9 1/4; 5. Henderson, Taft, 39.3.

440 - 1. Edmonds, MCL, 59.7; 2. Billingham, Wasco, 58.0; 3. Decker, Reed, 58.1; 4. Jackson, MCL, 58.3; 5. Wilson, North, 58.9.
Dis - 1. Buermann, Bak, 136-1; 2. Crass, Kings; 3. Hulén, Clo, 121-3; 4. Stearns, Sang, 118-4; 5. Beveridge, Hoov, 116-6.

220 - 1. Ward, South, 24.9 (meet record); 2. Wright, Ed, 25.1; 3. Yates, Ed, 25.4; 4. Arnold, Chow, 25.5; 5. Wilson, North, 25.8.
Mile - 1. Goen, North, 5:02.6; 2. Ortiz, TW, 5:10.0; 3. Heaton, CW, 5:11.2; 4. J. Walker, Bak, 5:17.2; 5. Lopez, Del, 5:21.1.

HJ - 1. Jones, Riv, 5-6 (meet record, jump off); 2. Feese, Lem, 5-6; 3. Haynes, Mad, 5-6; 4. Drew, Ave, 5-4; 5. Seay, West, 5-4.
LJ - 1. Wright, Ed, 18-5 1/2; 2. Haynes, Mad, 18-3 1/2; 3. Stevens, Coel, 18-0 1/4; 4. Brothers, Bak, 17-2 1/2; 5. Yarborough, Clo, 17-1 1/4.

Mile Rel - 1. North Cookson, K. Wilson, L. Wilson, Goen), 3:55.0 (meet record); 2. South 4:02.7; 3. Reedley 4:02.8; 4. Mt. Whitney 4:04.0; 5. Hoover 4:06.0.
Team Scores: Edison 46, Bakersfield 40, South

cala) 59.2. HEAT TWO-Lisa Peters (Northgate) 56.8; Patty Green (Terra Linda) 57.7; Reida O'Connor (San Ramon) 59.1; Debbie Sweeney (Bucinal) 59.3.

220- HEAT ONE-Prada Cobbs (Berkeley) 34.6; Rhonda Williams (Tamalpais) 25.2; Holly Mills (Amador) 26.0; Pam Warfield (Northgate) 26.3. HEAT TWO-Sharon Ware (Berkeley) 24.7; Kim Webster (De Anza) 25.3; Allison Duruel (Redwood) 25.7; Cindy Robertson (Liberty) 26.3.

Mile: HEAT ONE-Cheri Williams (Livermore) 5:04.9; Debbie Lee (Castro Valley) 5:07.5; Dianne Kenny (Novato) 5:12.2; Diana Bubanja (Piedmont) 5:12.7. HEAT TWO-Pam Bowers (American) 5:06.4; Julie Hayes (Dublin) Sarah Sweeney (Marin Catholic) 5:08.2; Mary Gaffield (El Cerrito) 5:16.2.

Shot Put-Debra Fryer (Holy Names) 43-2 1/4; Linda Reed (Alameda) 40-10 1/4; Sandi Binza (Clearlake) 40-10 1/4; Mary Egan (San Leandro) 38-8; Nadine Ramirez (Kennedy-R) 38-5 1/2; Lindy Toman (Amador) 38-8; Kathy Callaghan (Monza Vista) 38-4 1/4; Wendy Fortner (Liberty) 38-0; Sandy Johnson (Pleasant Hill) 36-8 1/4.

Mile Relay: HEAT ONE-Berkeley 3:56.4; Tamalpais 4:00.4; Moreau 4:02.3; American 4:02.9. HEAT TWO-Drake 3:56.0; Pittsburg 4:04.7; Miramonte 4:06.3; Arcata 4:07.0.

Long Jump-Livey Young (El Cerrito) 17-8; Paula Ng (Livermore) 17-5 1/4; Sheila Nickles (Elle) 17-4; Robyne Johnson (Mt. Eden) 17-1 1/4; Lisa Greenfield (Redwood) 17-1; Deanne Neff (Montgomery) 16-10 1/4; Dawn Peters (Northgate) 16-8 1/4; Terri Robinson (Casa Grande) 16-6 1/4; Lori Holmes (Ft. Bragg) 16-5 1/4.

Long Jump-Dave Fernandez (Castro Valley) 23-5 1/2; Dave Tucker (Kennedy-R) 22-6; Ray Marchbanks (Santa Rosa) 22-5 1/4; Stacy Bailly (Terra Linda) 22-3 1/4; Jeff McGraw (Del Valle) 22-1; Marvin Colter (Piner) 21-9; Homer Britseno (Liberty) 21-8 1/4; Robert Hilton (Pittsburg) 21-4; Marcus McGlory (El Cerrito) 21-2.

Shot Put-Mao Mao Lualemana (Mt. Eden) 56-2; Mike Meyer (Tamalpais) 52-10 1/4; Chris Kilpatrick (Northgate) 52-7 1/4; Dan Rosemount (San Leandro) 52-3 1/4; Scott Osiomalo (Bucinal) 52-1 1/4; Chris Sorrensen (Avaly) 52-1; Harvey Salem (El Cerrito) 51-7 1/4; Don Boyd (Fortuna) 51-3 1/2; Dan Jones (Las Lomas) 51-1 1/4.

440 Relay: HEAT ONE-Kennedy-Richmond 42.1; Pittsburg 42.1; San Ramon 42.5; Emery 42.5. HEAT TWO-El Cerrito 42.3; Bishop O'Dowd 43.6; Berkeley 43.7; Cloverdale 44.3.

800: HEAT ONE-Mike White (Richmond) 1:56.1; Ashley Green (St. Patrick) 1:57.0; Rudy Ball (Petaluma) 1:57.4; Stuart Pong (Clayton Valley) 1:57.4. HEAT TWO-Scott Ruffing (Mission San Jose) 1:58.3; Sebastian Stroughter (Newark) 1:58.8; Marty Wilder (Port Bragg) 1:58.7; Jason Lee (Castro Valley) 1:59.5.

100: HEAT ONE-Raymond Threatt (Pittsburg) 9.8; Walt Lewis (Hayward) 9.9; Robert Jackson (Pittsburg) 10.0; Melvin Carver (Encinal) 10.2. HEAT TWO-Greg Jones (Kennedy-R) 9.8w; Ted White (Richmond) 9.9; Alan Kuhn (Cloverdale) 10.0; Al Williams (St. Patrick) 10.1.

High Jump-All qualified at 6-2: Darryl Wienke (Upperlake) Mike Verona (Miramonte), Pat Devitt (Northgate), Kerry Myers (Berkeley), John Williams (Piner), Al Sullivan (Soconna Valley), Randy Hitchcock (Montgomery), Rich Brossart (Campolindo), Mark Pleis (Del Valle), Bob Churchill (Livermore), Ruben Edwards (Terra Linda).

120 High Hurdles: HEAT ONE-Jim Beigel (Amador) 14.3; Donald Barrett (El Cerrito) 14.4; Tony Ransom (Logan) 14.7; Kyle Bertiga (Fortuna) 14.8. HEAT TWO-Mark White (Richmond) 14.4; Parrell Purcell (Bureka) 14.6; Jim Scanello (San Ramon) 14.7; Scott Barram (Piedmont) 15.0.

440: HEAT ONE-Robert Malocco (Liberty) 48.6; Jamie Richard (Kennedy-R) 48.9; Randy Patterson (Berkeley) 49.3; Tom Gillman (St. Patrick) 50.0. HEAT TWO-Debra Fryer (Holy Names) 48.6; Julie Hayes (Dublin) 49.3; Mary Gaffield (El Cerrito) 49.3; Mary Egan (San Leandro) 49.3; Nadine Ramirez (Kennedy-R) 49.3; Lindy Toman (Amador) 49.3; Kathy Callaghan (Monza Vista) 49.3.

800-1. Torrence (Gardena), 9.81; 2. Butler remont), 9.83; 3. Johnson (Gardena), 9.94; 4. Jones (South Gate), 9.98; 5. Mills (Locke), 10.12; 6. Wycoff (Monroe), 10.15.
220-1. Torrence (Gardena), 21.53; 2. Jones (South Gate), 21.89; 3. Pittman (Westchester), 22.01; 4. Blaylock (Banning), 22.16; 5. Williams (Fremont), 22.21; 6. Mills (Locke), 22.22.

440-1. Caesar (Banning), 48.51; 2. Lewis (Fremont), 49.02; 3. Shelton (Fremont), 49.08; 4. Brown (Westchester), 49.17; 5. Gibson (San Fernando), 49.19; 6. Daniels (Fremont), 49.50.
800-1. Gray (Crenshaw), 1:54.5; 2. West (Crenshaw), 1:55.1; 3. Mack (Locke), 1:55.5; 4. Davis (Westchester), 1:55.8; 5. Beck (Grant), 1:56.1; 6. Bell (Reseda), 1:57.5.

MILE-1. Medvin (University), 4:17.4; 2. Leibovitch (Chatsworth), 4:20.7; 3. Fields (Granada Hills), 4:23.2; 4. Fabunan (Banning), 4:24.8; 5. Postal (Birmingham), 4:27.7. 6. Logan (Grant), 4:30.4.
TWO MILE-1. Medvin (University), 9:29.5; 2. Goethals (Granada Hills), 9:31.4; 3. Shaver (Palsades), 9:33.2; 4. Brown (Poly), 9:37.4; 5. Bishop (Los Angeles), 9:45.6; 6. Shelton (Manual Arts), 9:48.3.

120 HH-1. Johnson (Gardena), 13.64 (wind 1.6 m.p.h.) (City record, old mark, 13.8, Ted Knighten, Fremont, 1973, and Johnson 1978); 2. Campbell (Banning), 13.88; 3. Redd (Crenshaw), 14.41; 4. Davis (Banning), 14.64; 5. Ricks (Palsades), 14.94; 6. Glover (Fairfax), 15.2.
300 LH-1. Wycoff (Monroe), 37.12; 2. Campbell (Banning), 37.31; 3. Love (Bell), 37.41; 4. Moore (San Fernando), 37.82; 5. Wilson (Carson), 38.17; 6. Davis (Banning), 38.34.

440 RELAY-1. Gardena, 41.98; 2. Crenshaw, 42.51; 3. Palsades, 42.53; 4. Monroe, 42.72; 5. Westchester, 42.77; 6. Locke, 43.11.
MILE RELAY-1. Banning, 3:15.6 (City record, old mark, 3:16.0, Hamilton, 1976); 2. Fremont, 3:16.6; 3. Westchester, 3:16.7; 4. Crenshaw, 3:20.1; 5. Manual Arts, 3:31.6; 6. Bell, 3:31.8.
HIGH JUMP-1. Fairman (San Pedro), 6-8; 2. Rose (Cleveland), 6-8; 3. Wagner (Venice), 6-4; 4. Edwards (Carson), 6-5; 5. Embry (Carson), 6-5; 6. Gates (South Gate), 6-5.

POLE VAULT-1. Bradley (Birmingham), 15-3 1/4; 2. Suey (Eagle Rock), 14-2 1/4; 3. Hampton (Granada Hills), 13-10 3/4; 4. Talbot (Cleveland), 13-6; 5. Menslage (Hollywood), 12-6; no sixth.
LONG JUMP-1. Butler (Fremont), 25-4; 2. Bradford (Fairfax), 24-3 1/2; 3. Evans (South Gate), 23-0; 4. Crosby (Rosevelt), 22-6 1/2; 5. West (Palsades), 22-0 1/4; 6. Hardison (Granada Hills), 21-11 1/4.
TRIPLE JUMP-1. Falson (Banning), 47-4 3/4; 2. Hardison (Granada Hills), 46-10; 3. Drake (Jordan), 46-7; 4. Johnson (Fairfax), 46-2 1/4; 5. Scott (Manual Arts), 46-2 1/4; 6. Crockett (Locke), 45-1 1/4.
SHOTPUT-1. Ellis (Monroe), 54-7; 2. Jackson (Locke), 54-4 1/2; 3. Svasilis (Cleveland), 54-2; 4. Thompson (Jefferson), 54-1 1/2; 5. Caldwell (Westchester), 52-11; 6. Wolf (Locke), 51-2 1/2.

BOYS

VARSITY

100-1. Torrence (Gardena), 9.81; 2. Butler remont), 9.83; 3. Johnson (Gardena), 9.94; 4. Jones (South Gate), 9.98; 5. Mills (Locke), 10.12; 6. Wycoff (Monroe), 10.15.
220-1. Torrence (Gardena), 21.53; 2. Jones (South Gate), 21.89; 3. Pittman (Westchester), 22.01; 4. Blaylock (Banning), 22.16; 5. Williams (Fremont), 22.21; 6. Mills (Locke), 22.22.

440-1. Caesar (Banning), 48.51; 2. Lewis (Fremont), 49.02; 3. Shelton (Fremont), 49.08; 4. Brown (Westchester), 49.17; 5. Gibson (San Fernando), 49.19; 6. Daniels (Fremont), 49.50.
800-1. Gray (Crenshaw), 1:54.5; 2. West (Crenshaw), 1:55.1; 3. Mack (Locke), 1:55.5; 4. Davis (Westchester), 1:55.8; 5. Beck (Grant), 1:56.1; 6. Bell (Reseda), 1:57.5.

MILE-1. Medvin (University), 4:17.4; 2. Leibovitch (Chatsworth), 4:20.7; 3. Fields (Granada Hills), 4:23.2; 4. Fabunan (Banning), 4:24.8; 5. Postal (Birmingham), 4:27.7. 6. Logan (Grant), 4:30.4.
TWO MILE-1. Medvin (University), 9:29.5; 2. Goethals (Granada Hills), 9:31.4; 3. Shaver (Palsades), 9:33.2; 4. Brown (Poly), 9:37.4; 5. Bishop (Los Angeles), 9:45.6; 6. Shelton (Manual Arts), 9:48.3.

120 HH-1. Johnson (Gardena), 13.64 (wind 1.6 m.p.h.) (City record, old mark, 13.8, Ted Knighten, Fremont, 1973, and Johnson 1978); 2. Campbell (Banning), 13.88; 3. Redd (Crenshaw), 14.41; 4. Davis (Banning), 14.64; 5. Ricks (Palsades), 14.94; 6. Glover (Fairfax), 15.2.
300 LH-1. Wycoff (Monroe), 37.12; 2. Campbell (Banning), 37.31; 3. Love (Bell), 37.41; 4. Moore (San Fernando), 37.82; 5. Wilson (Carson), 38.17; 6. Davis (Banning), 38.34.

440 RELAY-1. Gardena, 41.98; 2. Crenshaw, 42.51; 3. Palsades, 42.53; 4. Monroe, 42.72; 5. Westchester, 42.77; 6. Locke, 43.11.
MILE RELAY-1. Banning, 3:15.6 (City record, old mark, 3:16.0, Hamilton, 1976); 2. Fremont, 3:16.6; 3. Westchester, 3:16.7; 4. Crenshaw, 3:20.1; 5. Manual Arts, 3:31.6; 6. Bell, 3:31.8.
HIGH JUMP-1. Fairman (San Pedro), 6-8; 2. Rose (Cleveland), 6-8; 3. Wagner (Venice), 6-4; 4. Edwards (Carson), 6-5; 5. Embry (Carson), 6-5; 6. Gates (South Gate), 6-5.

POLE VAULT-1. Bradley (Birmingham), 15-3 1/4; 2. Suey (Eagle Rock), 14-2 1/4; 3. Hampton (Granada Hills), 13-10 3/4; 4. Talbot (Cleveland), 13-6; 5. Menslage (Hollywood), 12-6; no sixth.
LONG JUMP-1. Butler (Fremont), 25-4; 2. Bradford (Fairfax), 24-3 1/2; 3. Evans (South Gate), 23-0; 4. Crosby (Rosevelt), 22-6 1/2; 5. West (Palsades), 22-0 1

Upland and Northridge, 14; Maria, Miraflores and Morningside, 18; Canyon (Saugus) and Anaheim, 14; Quartz Hill, 13.
 2-A-Canyon (Anaheim), 61; Bassett, 25; Brawley, 25; Valencia and Norte Vista, 18; Sonora, 17; Cajon, 16; Channel Islands and Indio, 15; Walnut and Ontario, 14.
 1-A-Orange Lutheran, 38; Bishop, 34; Notre Dame (Riv.), 33; Irvine, 32 1/2; LA Lutheran, 30; Barstow, 27; Atascadero, 26; Calabasas, 24; Twentynine Palms, 16; St. Bonaventura, 14.

May 21. San Luis Obispo. 2nd Laguna Lake Park La Fiesta 4 Mile Relay

- 1) Jim Hiserman, 27, ARC (7:19) 19:35 & Anthony Reynoso, 24, ARC (12:16)
- 2) Bob Nanninga, 31, WVTC (7:12) 19:41 & Allen Schofield, 31, SLDC (12:29)
- 3) Dave Kurtze, 17, OTUSA (7:37) 19:50 & Tom Trimble, 18, OTUSA (12:13)
- 4) Dan Lavelle, 20, CPSLO (7:29) 19:53 & Jeff Funk, 22, CPSLO (12:24)
- 5) Boyd Dunn, 15, AGHS (7:44) 20:33 & Jesse Mitchell, 19, SLDC (12:49)
- 6) Carlos Real, 18, AGHS (7:32) 20:37 & Raul Garcia, 17, AGHS (13:05)
- 7) Jim Casper, 34, SLDC (7:26) 20:40 & Jim Hurlay, 21, SLDC (13:14)
- 8) John Beaton, 24, SLDC (7:37) 21:05 & Walter Thompson, 31, SLDC (13:28)
- 9) Amber Pappé, 20, ARC (9:01) 21:21 & Luis Arreola, 21, SLDC (12:20) 1-coed
- 10) Brent Pruett, 16, AGHS (8:19) 21:36 & Jaime Hernandez, 16, AGHS (13:17)
- 12) Liz Bradley, 25, SLO (9:35) 2co 22:32 & Frank Hutchinson, 25, SLDC (12:57)
- 16) Frank Canaan, 45, SLDC (9:36) 24:40 & Joe Kourakis, 45, SLO (15:04) 1-M
- 22) Ruth Warrick, 38, LO (11:39) 27:09 & John Warrick, 34, LO (15:30) 1-H/W
- 27) Petra Clayton, 32, SLDC (11:13) 28:15 & Lynda Seybold, 28, SLDC (17:02) 1W
- 28) Jan Nanninga, 32, SLDC (11:07) 28:44 & Carolyn Proctor, 29, SLDC (17:37) 2W
 /Stan Rosenfield/

May 21. La Purisma Mission. 1978 Mission Fiesta Runs

- 6.1 Mile:
- 1) Doug Schmenk (27) 33:14
 - 2) Roger Hansen (23) 34:23
 - 3) Jim Warrick (22) 34:23
 - 4) Rick Schankel (31) 35:36
 - 5) Mike Knoell (34) 35:58
 - 6) Howard Wallace (20) 36:13
 - 7) Ken Kessler (22) 36:24
 - 8) Bob Rich (40) 36:52
 - 9) Jeff Gailbraith (16) 36:52
 - 10) Vernon Heidlebaugh (16) 37:09
 - 11) Charley Cheney (18) 37:21
 - 12) John Perkins (50) 38:00
 - 13) Don Karl (25) 38:49
 - 14) Mike Lane (18) 38:52
 - 15) Richard Nurre (35) 39:13
 - 42) Lynda Seybold (28) 48:14

Wright (Riv.) 10.0; 4. Morgan (HJ), 10.0; 5. Burrie (LS), 10.0; 6. Brown (F.C.), 10.2.
 80-1. Male (St), 1:54.6; 2. Massapakis (Cor), 1:55.1; 3. Perry (St), 1:56.0; 4. Mountz (Fols), 1:56.6; 5. Reyes (Jes), 1:56.8; 6. Silva (YuC), 1:59.1.
 MILE-1. Male (St), 4:14.7; 2. WH (Enc), 4:15.8; 3. Silva (YubC), 4:20.0; 4. Mackey (Dav), 4:21.9; 5. Hadley (Vin), 4:23.6; 6. Hoppel (ML), 4:24.3.
 330 LH-1. Cowling (Sac), 37.3; 2. Andrade (HJ), 37.4; 3. Newsome (Vaca), 37.7; 4. Salby (BV), 38.3; 5. Rosenberg (Mod), 38.5; 6. Toyama (McCl), 38.7.
 440-1. Grant (Gr), 48.5; 2. Potter (High), 49.1; 3. Golz (HJ), 49.2; 4. Barber (High), 49.2; 5. Brovelli (Just), 49.9; 6. Yeats (NDR), 50.5.
 TWO-MILE-1. Radican (ML), 9:23.7; 2. J. Baker (St), 9:27.1; 3. Munoz (St), 9:29.7; 4. Oria (Oak), 9:30.7; 5. Miller (EC), 9:30.9; 6. McCarty (Jes), 9:30.5.
 POLE VAULT-1. Bennett (MtTah), 14.0; 2. Igelman (Vaca), 13.9; 3. (tie) Mercer (BV) and Mierzulak (High), 13.6; 5. Goodykowitz (Wood), 13.6; 6. Escobar (Tur), 13.3.
 TRIPLE JUMP-1. Sanders (Gr), 48-1/4; 2. Lambertson (Fair), 47-7/8; 3. Stewart (Vand), 46-1/4; 4. LaRue (SuJ), 45-9/4; 5. Dye (High), 45-7/8; 6. Williams (Down), 45-6.
 220-1. Washington (Bur), 21.5; 2. Moseley (NDR), 21.6; 3. Hollins (Sac), 21.7; 4. Wright (HJ), 22.2; 5. Johnson (St), 23.0; 6. Potter (High), 23.1.
 HIGH JUMP-1. Aistott (NU), 6-8; 2. (tie) Pratt (High) and Cypress (Cord), 6-6; 4. (tie) Perine (Down) and Baldwin (Fair), 6-6; 6. Harris (Mary), 6-6.
 SHOT PUT-1. Porath (At), 64-2; 2. Schreiner (Vint), 59-11/4; 3. Van Fossen (Napa), 59-6; 4. Strange (ML), 59-5; 5. Morris (Dav), 54-8/4; 6. Warren (High), 54-5.
 MILE RELAY-1. Sacramento, 3:18.6; 2. Highlands, 3:18.9; 3. Miram Johnson, 3:19.1; 4. Norte Del Rio, 3:22.6; 5. Grant, 3:23.4; 6. Stagg (Johnson, Perry, Moore, Clark), 3:23.5.
 TEAM SCORES-1. Stagg, 57; 2. (tie) Highlands and Miram Johnson, 52; 3. Sacramento, 38; 4. Grant, 27; 5. Vacaville and Norte Del Rio, 23; 6. Atwater, 20.

100-1. Brisco (Locke), 10.76w; 2. Griffith (Jordan), 10.85; 3. Dewilly (Westchester), 11.09; 4. Allen (Washington), 11.17; 5. Eddington (Los Angeles), 11.26; 6. Black (Jordan), 11.40.
 220-1. Brisco (Locke), 24.10 (City record, old mark, 24.4, Pam Waters, Bell, 1976, and Kim Robinson Westchester, 1977); 2. Gardner (Crenshaw), 24.46; 3. Dewilly (Westchester), 24.65; 4. Griffith (Jordan), 24.78; 5. Markham (Dorsey), 25.41; 6. Eddington (Los Angeles), 25.41.
 440-1. Brisco (Locke), 55.97; 2. Gardner (Crenshaw), 56.53; 3. White (Manual Arts), 57.12; 4. Cumbess (Willson), 57.72; 5. Beshars (Fremont), 58.14; 6. Lewis (San Fernando), 58.21.
 880-1. Lenard (Pallades), 2:18.88; 2. Kaplan (Monroe), 2:19.71; 3. Miller (Birmingham), 2:20.35; 4. Lacona (Carson), 2:22.14; 5. Bryant (Crenshaw), 2:22.15; 6. Echols (Pallades), 2:23.01.
 MILE-1. Hobson (Canoga Park), 5:10.5; 2. Nestor (Kennedy), 5:13.8; 3. Torrens (El Camino Real), 5:13.9; 4. Chapman (University), 5:15.2; 5. Ornelas (Roosevelt), 5:24.0; 6. Wendler (Granada Hills), 5:32.1.
 TWO MILE-1. Hobson (Canoga Park), 11:14.8; 2. Torrens (El Camino Real), 11:28.9; 3. Rippe (Granada Hills), 11:38.1; 4. Jazwa (Kennedy), 11:45.2; 5. Ornelas (Roosevelt), 11:49.2; 6. Chin (Birmingham), 12:10.2.
 110 LH-1. Jerald (University), 14.67 (City record, old mark 14.8, Michele Jerald, University, 1978); 2. Swan (Pallades), 14.85; 3. Smith (Gardena), 14.98; 4. Brown (Washington), 15.2; 5. Dynes (Crenshaw), 15.39; 6. Young (Banning), 15.58.
 440 RELAY-1. Westchester, 47.89 (City record, old mark, 48.2, Fremont, 1976); 2. Crenshaw, 48.30; 3. Dorsey, 48.49; 4. Jordan, 48.57; 5. Pallades, 49.04; 6. Locke, 49.51.
 MILE RELAY-1. Locke, 3:55.5 (City record, old mark, 3:57.5, Locke, 1977); 2. Fremont, 3:55.7; 3. Pallades, 3:56.9; 4. University, 3:59.6; 5. Los Angeles, 4:06.1; 6. Carson, 4:06.3.
 HIGH JUMP-1. Hoban (Narbonne), 5-4; Soja (Poly), 5-4; 3. Kennedy (El Camino Real), 5-2; 4. Thompson (Hamilton), 5-2; 5. Jorgensen (Eagle Rock), 5-2; 6. Zimmerman (Eagle Rock), 5-0.
 LONG JUMP-1. Harper (Westchester), 19-0; 2. Files (Dorsey), 18-8; 3. Ueda (Gardena), 18-1 1/2; 4. Hawes (Westchester), 18-1; 5. Robinson (Los Angeles), 17-8; 6. Becktold (Granada Hills), 17-7 1/2.

100-1. Goen, North, 2:12.2; 2. Lopez, Delano, 2:18.3; 3. Stevens, Kings, 2:19.4; 4. McPherson, Clo, 2:20.6; 5. Garza, Reed, 2:20.9.
 SP - 1. Washington, Ed, 40-11 1/4; 2. Corley, Garces, 40-3 1/2; 3. Stevens, Coal, 40-0 3/4; 4. Banks, Delano, 39-9 1/4; 5. Henderson, Taft, 39.3.
 440 - 1. Edmunds, McL., 59.7; 2. Billingham, Wasco, 58.0; 3. Decker, Reed, 58.1; 4. Jackson, McL., 58.3; 5. Wilson, North, 58.9.
 Dis - 1. Buermann, Bak, 136-1; 2. Crass, Kings; 3. Hulen, Clo, 121-3; 4. Stearns, Sang, 118-4; 5. Beveridge, Hoov., 116-6.
 220 - 1. Ward, South, 24.9 (meet record); 2. Wright, Ed, 25.1; 3. Yates, Ed, 25.4; 4. Arnold, Chow, 25.5; 5. Wilson, North, 25.8.
 Mile - 1. Goen, North, 5:02.6; 2. Ortiz, TW, 5:10.0; 3. Heaton, CW, 5:11.2; 4. J. Walker, Bak, 5:17.2; 5. Lopez, Del, 5:21.1.
 HJ - 1. Jones, Riv, 5-6 (meet record, jump off); 2. Feese, Lem, 5-6; 3. Haynes, Mad, 5-6; 4. Drew, Ave, 5-4; 5. Seay, West, 5-4.
 LJ - 1. Wright, Ed, 18-5 1/2; 2. Haynes, Mad, 18-3 1/4; 3. Stevens, Coal, 18-0 3/4; 4. Brothers, Bak, 17-2 1/2; 5. Yarbrough, Clo, 17-1 1/4.
 Mile Rel - 1. North (Cookson, K. Wilson, L. Wilson, Goen) 3:55.6 (meet record); 2. South 4:02.7; 3. Reedley 4:02.8; 4. Mt. Whitney 4:04.0; 5. Hoover 4:06.0.
 Team Scores: Edison 46, Bakersfield 40, South 38, North 36, Clovis 27, McLane 19, Redwood 18, Western 16, Reedley 14, Madera 14, Delano 14, Kingsburg 14, Coalinga 12, Mt. Whitney 11, Lemoore 10, Riverdale 10, Wasco 8, Garces 8, Chowchilla 8, Hoover 7, West 7, Clovis West 7, Sanger 5, Avenal 4, East 3, Exeter 2, Taft 2, Bullard 1, Corcoran 1, Memorial 1.

100: HEAT ONE-Raymond Threatt (Pittsburg) 9.8; Walt Lewis (Hayward) 9.9; Robert Jackson (Pittsburg) 10.0; Melvin Carver (Encinal) 10.2. HEAT TWO-Greg Jones (Kennedy) 9.8w; Ted White (Richmond) 9.9; Alan Kuhn (Cloverdale) 10.0; Al Williams (St. Patrick) 10.1.
 High Jump-All qualified at 6-2: Darryl Wienke (Upperlake) Mike Verona (Miramonte), Pat Devitt (Northgate), Kerry Myers (Berkeley), John Williams (Piner), Al Sullivan (Sonoma Valley), Randy Hitchcock (Montgomery), Rich Brossart (Campolindo), Mark Pleis (Del Valle), Bob Churchill (Livermore), Ruben Edwards (Terra Linda).
 120 High Hurdles: HEAT ONE-Jim Beigel (Amador) 14.3; Donald Barrett (El Cerrito) 14.4; Tony Ransom (Logan) 14.7; Kyle Bettiga (Fortuna) 14.8. HEAT TWO-Mark White (Richmond) 14.4; Parrell Purcell (Eureka) 14.6; Jim Scanelia (San Ramon) 14.7; Scott Barram (Piedmont) 15.0.
 440: HEAT ONE-Robert Maiocco (Liberty) 48.6; Jamie Richard (Kennedy-R) 48.9; Randy Patterson (Berkeley) 49.3; Tom Gilligan (St. Patrick) 50.0. HEAT TWO-Mike White (Richmond) 48.2; Dave Fernandez (Castro Valley) 49.2; Todd Allen (San Rafael) 49.3; Robert Hilton (Pittsburg) 49.5.
 220: HEAT ONE-Raymond Threatt (Pittsburg) 21.8; Jerry Gipson (El Cerrito) 22.4; Jeff Teixeira (College Park) 22.7; Rick Jackson (Emery) 22.8. HEAT TWO-Ted White (Richmond) 22.5; Tony Lang (Antioch) 22.5; Jessie Jones (Casa Grande) 22.7; Stan Mitchell (Emery) 23.0.
 330 Low Hurdles: HEAT ONE-Mikw White (Richmond) 37.9; Jim Beigel (Amador) 38.1; Mark Stryker (El Molino) 38.1; Jim Weston (San Marin) 38.5. HEAT TWO-Donald Barrett (El Cerrito) 37.7; Jim Scanelia (San Ramon) 38.4; Kyle Bettiga (Fortuna) 38.5; Jim Flores (Piner) 39.1.
 Pole Vault-All Qualified at 13-0: Russ Weinhrd (Willits), Dave Woodward (Arcata), Tom Markou (Pacific), Louie Rodriguez (San Leandro), Steve Goss (Castro Valley) Rich Kingsborough (Piner), Jim Crowburst (Montgomery), Mike Becker (Pittsburg) Loren Diaz (San Leandro), Mark Patterson (Piner).
 Discus-Rich Fejer (Campolindo) 167-1; Mike Meyer (Tamalpais) 166-3; Dave Debus (Irvington) 163-2; Chris Kilpatrick (Northgate) 162-7; Mike Clark (De La Salle) 161-3; Scott Rovit (Washington) 161-2; John Harpe (Laytonville) 160-4; Harvey Salem (El Cerrito) 157-2; Steve Jones (Calistoga) 156-8.
 Triple Jump-Marvin Colter (Piner) 47-0; Ray Marchbanks (Santa Rosa) 46-11; Homer Brisco (Liberty) 46-8; Jerry Collins (Irvington) 46-4; Ivory Small (Tamalpais) 46-0; Marcus McGlory (El Cerrito) 45-8 1/2; Craig Cutting (Pacific) 45-6 1/2; Al Kuhn (Cloverdale) 45-6; Jeff McGraw (Del Valle) 45-5 1/4.
 Mile: HEAT ONE-Greg Bachand (Albany) 4:20.4; Steve Strango (Mission San Jose) 4:21.1; Phil Brock (Redwood) 4:21.4; Armand Moreno (Piner) 4:22.1. HEAT TWO-John Marden (Mission San Jose) 4:25.7; Dave Royal (Petaluma) 4:26.7; Mike O'Reilly (San Rafael) 4:26.7; Steve Loyd (Livermore) 4:26.7.
 Mile Relay: HEAT ONE-Pittsburg 3:18.8; Berkeley 3:19.8; San Rafael 3:23.5; Emery 3:24.6. HEAT TWO-Kennedy-Richmond 3:19.1; Richmond 3:19.7; El Cerrito 3:19.7; Mt. Eden 3:22.0.
 100: HEAT ONE-Freida Cobbs (Berkeley) 11.2; Allison Durnell (Redwood) 11.4; Robbie McCree (Pittsburg) 11.5; Holly Mills (Amador) 11.5. HEAT TWO-Sharon Ware (Berkeley) 11.0; Rhonda Williams (Tamalpais) 11.2; Dawn Peters (Northgate) 11.4; Carmen Sweeney (Tamalpais) 11.5.
 440: HEAT ONE-Kim White (Berkeley) 57.0; Leslie Miles (Morero) 58.6; Deanne Neff (Montgomery) 59.0; Pam Stratton (Ar-

/Ron Blackwood/

May 27, Berkeley

MEET OF CHAMPIONS

Trials at Edwards Stadium
 Qualifiers for 1 p.m. finals today:

100-1. Brisco (Locke), 10.76w; 2. Griffith (Jordan), 10.85; 3. Dewilly (Westchester), 11.09; 4. Allen (Washington), 11.17; 5. Eddington (Los Angeles), 11.26; 6. Black (Jordan), 11.40.
 220-1. Brisco (Locke), 24.10 (City record, old mark, 24.4, Pam Waters, Bell, 1976, and Kim Robinson Westchester, 1977); 2. Gardner (Crenshaw), 24.46; 3. Dewilly (Westchester), 24.65; 4. Griffith (Jordan), 24.78; 5. Markham (Dorsey), 25.41; 6. Eddington (Los Angeles), 25.41.
 440-1. Brisco (Locke), 55.97; 2. Gardner (Crenshaw), 56.53; 3. White (Manual Arts), 57.12; 4. Cumbess (Willson), 57.72; 5. Beshars (Fremont), 58.14; 6. Lewis (San Fernando), 58.21.
 880-1. Lenard (Pallades), 2:18.88; 2. Kaplan (Monroe), 2:19.71; 3. Miller (Birmingham), 2:20.35; 4. Lacona (Carson), 2:22.14; 5. Bryant (Crenshaw), 2:22.15; 6. Echols (Pallades), 2:23.01.
 MILE-1. Hobson (Canoga Park), 5:10.5; 2. Nestor (Kennedy), 5:13.8; 3. Torrens (El Camino Real), 5:13.9; 4. Chapman (University), 5:15.2; 5. Ornelas (Roosevelt), 5:24.0; 6. Wendler (Granada Hills), 5:32.1.
 TWO MILE-1. Hobson (Canoga Park), 11:14.8; 2. Torrens (El Camino Real), 11:28.9; 3. Rippe (Granada Hills), 11:38.1; 4. Jazwa (Kennedy), 11:45.2; 5. Ornelas (Roosevelt), 11:49.2; 6. Chin (Birmingham), 12:10.2.
 110 LH-1. Jerald (University), 14.67 (City record, old mark 14.8, Michele Jerald, University, 1978); 2. Swan (Pallades), 14.85; 3. Smith (Gardena), 14.98; 4. Brown (Washington), 15.2; 5. Dynes (Crenshaw), 15.39; 6. Young (Banning), 15.58.
 440 RELAY-1. Westchester, 47.89 (City record, old mark, 48.2, Fremont, 1976); 2. Crenshaw, 48.30; 3. Dorsey, 48.49; 4. Jordan, 48.57; 5. Pallades, 49.04; 6. Locke, 49.51.
 MILE RELAY-1. Locke, 3:55.5 (City record, old mark, 3:57.5, Locke, 1977); 2. Fremont, 3:55.7; 3. Pallades, 3:56.9; 4. University, 3:59.6; 5. Los Angeles, 4:06.1; 6. Carson, 4:06.3.
 HIGH JUMP-1. Hoban (Narbonne), 5-4; Soja (Poly), 5-4; 3. Kennedy (El Camino Real), 5-2; 4. Thompson (Hamilton), 5-2; 5. Jorgensen (Eagle Rock), 5-2; 6. Zimmerman (Eagle Rock), 5-0.
 LONG JUMP-1. Harper (Westchester), 19-0; 2. Files (Dorsey), 18-8; 3. Ueda (Gardena), 18-1 1/2; 4. Hawes (Westchester), 18-1; 5. Robinson (Los Angeles), 17-8; 6. Becktold (Granada Hills), 17-7 1/2.

Varsity Girls

110 LH-1. Scott (Van) 14.4; 100-1. Sanders (Ed), 11.5; 220-1. Sanders (Ed), 25.4; 440-Gilmore (Mesa), 50.4; 880-1. Seibel (SuJ), 2:17.7; 2. Redfern (Lo), 2:19.0. MILE-1. Nieto (Mer), 5:02.3. 440 RELAY-1. Vanden, 49.2; 2. Sumnerville, 49.3. MILE RELAY-1. Sumnerville, 3:59.8. SHOT PUT-1. Hideraqui (YubC), 41-7; 6. Bowditch (Oak), 37-7 1/2. HIGH JUMP-1. Hamilton (Bay), 5-6. LONG JUMP-1. McLoughlin (SD), 15-9 1/4. DISCUS-1. Sanders (Mer), 133-3 1/2. TWO MILE-1. Crieg (Down), 11:39.2; 4. Pineda (Lia), 11:41.4; 5. S. Robinson (HJ), 11:42.2.
 TEAM SCORES-1. Sumnerville, 42; 2. Mt. Americano, 23; 3. Cordeira, 27; 4. (tie) Edison and Santa 26.

/Bruce Orvis/

100: HEAT ONE-Raymond Threatt (Pittsburg) 9.8; Walt Lewis (Hayward) 9.9; Robert Jackson (Pittsburg) 10.0; Melvin Carver (Encinal) 10.2. HEAT TWO-Greg Jones (Kennedy) 9.8w; Ted White (Richmond) 9.9; Alan Kuhn (Cloverdale) 10.0; Al Williams (St. Patrick) 10.1.
 High Jump-All qualified at 6-2: Darryl Wienke (Upperlake) Mike Verona (Miramonte), Pat Devitt (Northgate), Kerry Myers (Berkeley), John Williams (Piner), Al Sullivan (Sonoma Valley), Randy Hitchcock (Montgomery), Rich Brossart (Campolindo), Mark Pleis (Del Valle), Bob Churchill (Livermore), Ruben Edwards (Terra Linda).
 120 High Hurdles: HEAT ONE-Jim Beigel (Amador) 14.3; Donald Barrett (El Cerrito) 14.4; Tony Ransom (Logan) 14.7; Kyle Bettiga (Fortuna) 14.8. HEAT TWO-Mark White (Richmond) 14.4; Parrell Purcell (Eureka) 14.6; Jim Scanelia (San Ramon) 14.7; Scott Barram (Piedmont) 15.0.
 440: HEAT ONE-Robert Maiocco (Liberty) 48.6; Jamie Richard (Kennedy-R) 48.9; Randy Patterson (Berkeley) 49.3; Tom Gilligan (St. Patrick) 50.0. HEAT TWO-Mike White (Richmond) 48.2; Dave Fernandez (Castro Valley) 49.2; Todd Allen (San Rafael) 49.3; Robert Hilton (Pittsburg) 49.5.
 220: HEAT ONE-Raymond Threatt (Pittsburg) 21.8; Jerry Gipson (El Cerrito) 22.4; Jeff Teixeira (College Park) 22.7; Rick Jackson (Emery) 22.8. HEAT TWO-Ted White (Richmond) 22.5; Tony Lang (Antioch) 22.5; Jessie Jones (Casa Grande) 22.7; Stan Mitchell (Emery) 23.0.
 330 Low Hurdles: HEAT ONE-Mikw White (Richmond) 37.9; Jim Beigel (Amador) 38.1; Mark Stryker (El Molino) 38.1; Jim Weston (San Marin) 38.5. HEAT TWO-Donald Barrett (El Cerrito) 37.7; Jim Scanelia (San Ramon) 38.4; Kyle Bettiga (Fortuna) 38.5; Jim Flores (Piner) 39.1.
 Pole Vault-All Qualified at 13-0: Russ Weinhrd (Willits), Dave Woodward (Arcata), Tom Markou (Pacific), Louie Rodriguez (San Leandro), Steve Goss (Castro Valley) Rich Kingsborough (Piner), Jim Crowburst (Montgomery), Mike Becker (Pittsburg) Loren Diaz (San Leandro), Mark Patterson (Piner).
 Discus-Rich Fejer (Campolindo) 167-1; Mike Meyer (Tamalpais) 166-3; Dave Debus (Irvington) 163-2; Chris Kilpatrick (Northgate) 162-7; Mike Clark (De La Salle) 161-3; Scott Rovit (Washington) 161-2; John Harpe (Laytonville) 160-4; Harvey Salem (El Cerrito) 157-2; Steve Jones (Calistoga) 156-8.
 Triple Jump-Marvin Colter (Piner) 47-0; Ray Marchbanks (Santa Rosa) 46-11; Homer Brisco (Liberty) 46-8; Jerry Collins (Irvington) 46-4; Ivory Small (Tamalpais) 46-0; Marcus McGlory (El Cerrito) 45-8 1/2; Craig Cutting (Pacific) 45-6 1/2; Al Kuhn (Cloverdale) 45-6; Jeff McGraw (Del Valle) 45-5 1/4.
 Mile: HEAT ONE-Greg Bachand (Albany) 4:20.4; Steve Strango (Mission San Jose) 4:21.1; Phil Brock (Redwood) 4:21.4; Armand Moreno (Piner) 4:22.1. HEAT TWO-John Marden (Mission San Jose) 4:25.7; Dave Royal (Petaluma) 4:26.7; Mike O'Reilly (San Rafael) 4:26.7; Steve Loyd (Livermore) 4:26.7.
 Mile Relay: HEAT ONE-Pittsburg 3:18.8; Berkeley 3:19.8; San Rafael 3:23.5; Emery 3:24.6. HEAT TWO-Kennedy-Richmond 3:19.1; Richmond 3:19.7; El Cerrito 3:19.7; Mt. Eden 3:22.0.
 100: HEAT ONE-Freida Cobbs (Berkeley) 11.2; Allison Durnell (Redwood) 11.4; Robbie McCree (Pittsburg) 11.5; Holly Mills (Amador) 11.5. HEAT TWO-Sharon Ware (Berkeley) 11.0; Rhonda Williams (Tamalpais) 11.2; Dawn Peters (Northgate) 11.4; Carmen Sweeney (Tamalpais) 11.5.
 440: HEAT ONE-Kim White (Berkeley) 57.0; Leslie Miles (Morero) 58.6; Deanne Neff (Montgomery) 59.0; Pam Stratton (Ar-

/Ron Blackwood/

May 27, Berkeley

MEET OF CHAMPIONS

Trials at Edwards Stadium
 Qualifiers for 1 p.m. finals today:

100-1. Brisco (Locke), 10.76w; 2. Griffith (Jordan), 10.85; 3. Dewilly (Westchester), 11.09; 4. Allen (Washington), 11.17; 5. Eddington (Los Angeles), 11.26; 6. Black (Jordan), 11.40.
 220-1. Brisco (Locke), 24.10 (City record, old mark, 24.4, Pam Waters, Bell, 1976, and Kim Robinson Westchester, 1977); 2. Gardner (Crenshaw), 24.46; 3. Dewilly (Westchester), 24.65; 4. Griffith (Jordan), 24.78; 5. Markham (Dorsey), 25.41; 6. Eddington (Los Angeles), 25.41.
 440-1. Brisco (Locke), 55.97; 2. Gardner (Crenshaw), 56.53; 3. White (Manual Arts), 57.12; 4. Cumbess (Willson), 57.72; 5. Beshars (Fremont), 58.14; 6. Lewis (San Fernando), 58.21.
 880-1. Lenard (Pallades), 2:18.88; 2. Kaplan (Monroe), 2:19.71; 3. Miller (Birmingham), 2:20.35; 4. Lacona (Carson), 2:22.14; 5. Bryant (Crenshaw), 2:22.15; 6. Echols (Pallades), 2:23.01.
 MILE-1. Hobson (Canoga Park), 5:10.5; 2. Nestor (Kennedy), 5:13.8; 3. Torrens (El Camino Real), 5:13.9; 4. Chapman (University), 5:15.2; 5. Ornelas (Roosevelt), 5:24.0; 6. Wendler (Granada Hills), 5:32.1.
 TWO MILE-1. Hobson (Canoga Park), 11:14.8; 2. Torrens (El Camino Real), 11:28.9; 3. Rippe (Granada Hills), 11:38.1; 4. Jazwa (Kennedy), 11:45.2; 5. Ornelas (Roosevelt), 11:49.2; 6. Chin (Birmingham), 12:10.2.
 110 LH-1. Jerald (University), 14.67 (City record, old mark 14.8, Michele Jerald, University, 1978); 2. Swan (Pallades), 14.85; 3. Smith (Gardena), 14.98; 4. Brown (Washington), 15.2; 5. Dynes (Crenshaw), 15.39; 6. Young (Banning), 15.58.
 440 RELAY-1. Westchester, 47.89 (City record, old mark, 48.2, Fremont, 1976); 2. Crenshaw, 48.30; 3. Dorsey, 48.49; 4. Jordan, 48.57; 5. Pallades, 49.04; 6. Locke, 49.51.
 MILE RELAY-1. Locke, 3:55.5 (City record, old mark, 3:57.5, Locke, 1977); 2. Fremont, 3:55.7; 3. Pallades, 3:56.9; 4. University, 3:59.6; 5. Los Angeles, 4:06.1; 6. Carson, 4:06.3.
 HIGH JUMP-1. Hoban (Narbonne), 5-4; Soja (Poly), 5-4; 3. Kennedy (El Camino Real), 5-2; 4. Thompson (Hamilton), 5-2; 5. Jorgensen (Eagle Rock), 5-2; 6. Zimmerman (Eagle Rock), 5-0.
 LONG JUMP-1. Harper (Westchester), 19-0; 2. Files (Dorsey), 18-8; 3. Ueda (Gardena), 18-1 1/2; 4. Hawes (Westchester), 18-1; 5. Robinson (Los Angeles), 17-8; 6. Becktold (Granada Hills), 17-7 1/2.

/Ron Blackwood/

Varsity Girls

110 LH-1. Scott (Van) 14.4; 100-1. Sanders (Ed), 11.5; 220-1. Sanders (Ed), 25.4; 440-Gilmore (Mesa), 50.4; 880-1. Seibel (SuJ), 2:17.7; 2. Redfern (Lo), 2:19.0. MILE-1. Nieto (Mer), 5:02.3. 440 RELAY-1. Vanden, 49.2; 2. Sumnerville, 49.3. MILE RELAY-1. Sumnerville, 3:59.8. SHOT PUT-1. Hideraqui (YubC), 41-7; 6. Bowditch (Oak), 37-7 1/2. HIGH JUMP-1. Hamilton (Bay), 5-6. LONG JUMP-1. McLoughlin (SD), 15-9 1/4. DISCUS-1. Sanders (Mer), 133-3 1/2. TWO MILE-1. Crieg (Down), 11:39.2; 4. Pineda (Lia), 11:41.4; 5. S. Robinson (HJ), 11:42.2.
 TEAM SCORES-1. Sumnerville, 42; 2. Mt. Americano, 23; 3. Cordeira, 27; 4. (tie) Edison and Santa 26.

/Bruce Orvis/

100: HEAT ONE-Raymond Threatt (Pittsburg) 9.8; Walt Lewis (Hayward) 9.9; Robert Jackson (Pittsburg) 10.0; Melvin Carver (Encinal) 10.2. HEAT TWO-Greg Jones (Kennedy) 9.8w; Ted White (Richmond) 9.9; Alan Kuhn (Cloverdale) 10.0; Al Williams (St. Patrick) 10.1.
 High Jump-All qualified at 6-2: Darryl Wienke (Upperlake) Mike Verona (Miramonte), Pat Devitt (Northgate), Kerry Myers (Berkeley), John Williams (Piner), Al Sullivan (Sonoma Valley), Randy Hitchcock (Montgomery), Rich Brossart (Campolindo), Mark Pleis (Del Valle), Bob Churchill (Livermore), Ruben Edwards (Terra Linda).
 120 High Hurdles: HEAT ONE-Jim Beigel (Amador) 14.3; Donald Barrett (El Cerrito) 14.4; Tony Ransom (Logan) 14.7; Kyle Bettiga (Fortuna) 14.8. HEAT TWO-Mark White (Richmond) 14.4; Parrell Purcell (Eureka) 14.6; Jim Scanelia (San Ramon) 14.7; Scott Barram (Piedmont) 15.0.
 440: HEAT ONE-Robert Maiocco (Liberty) 48.6; Jamie Richard (Kennedy-R)

CALIFORNIA TRACK NEWS

SHOTPUT—1. Kennedy (El Camino Real), 43-9/4; 2. Richardson (Jefferson), 41-9/4; 3. Mosley (Westchester), 40-6/4; 4. Uluagano (Narbonne), 38-7; 5. Fletcher (Los Angeles), 36-7/4; 6. Bland (Manual Arts), 36-0/4.
800 MEDLEY RELAY—1. Fremont, 8:47.8; 2. Manual Arts, 1:48.9; 3. Gardena, 1:48.9; 4. Jefferson, 1:49.9; 5. San Fernando, 1:50.3; 6. Washington, 1:50.3.

FINAL TEAM SCORES—Locke, 41; Westchester, 32; Fremont and El Camino Real, 30; Palisades, 27; Crenshaw, 26; Canoga Park, 20; Gardena and University, 18; Jordan, 17; Dorsey, 16; Manual Arts, 15; Narbonne, 14; Kennedy and Jefferson, 12; Los Angeles and Washington, 9; Monroe, Poly and Granada Hills, 8; Birmingham, 7; Carson, 5; Roosevelt, Wilson and Hamilton, 4; Eagle Rock and San Fernando, 3; Banning, 1.

STATE MEET QUALIFIERS—Westchester, 6; Locke and El Camino Real, 4; Crenshaw, Palisades, Jordan and University, 3; Washington, Canoga Park, Kennedy, Gardena, Dorsey and Narbonne, 2; Manual Arts, Wilson, Monroe, Birmingham, Carson, Granada Hills, Fremont, Poly, Hamilton and Jefferson, 1.

/Vern Gambetta/

May 30: Irvine

UC IRVINE INVITATIONAL
 100—1. Ashford (UCLA), 11.3; 2. Douglas (USC), 11.5; 3. Taylor (SD State), 12.0.
 200—1. Ashford (UCLA), 22.45 (better American record, but wind gauge not functioning); 2. Bryant (CS Los Angeles), 22.8; 3. Douglas (USC), 24.3.
 400—1. Bryant (CSLA), 52.0; 2. Rich (CSLA), 54.3; 3. Weston (CSN), 54.5.
 800—1. Romesser (CSN), 2:10.0; 2. Robertson (UCLA), 2:11.0; 3. Powers (UC Santa Barbara), 2:12.3.
 1500—1. K. Keyes (UCLA), 4:24.0; 2. Costello (CSN), 4:30.8; 3. Chisum (UCLA), 4:33.0.
 3000—1. Brown (CSN), 9:58.5; 2. Kinsey (CSN), 9:58.5; 3. Broderick (UCLA), 10:03.0.
 5000—1. Kinsey (CSN) tied with Robertson (CSN), 17:39.82; 3. Heinmiller (UCLA), 18:00.0.
 100—HURDLES—1. Van Wolvelaere (USC), 13.27; 2. Oshikoya (UCLA), 13.3; 3. McMillan (USC), 13.9.
 400 HURDLES—1. Cape (LBS), 62.65; 2. Niehuse (SDS), 63.2; 3. San Augustin (LBS), 63.21.
 400 RELAY—1. UCLA, 46.75; 2. USC, 47.1; 3. San Diego St., 48.3.
 800 MEDLEY RELAY (yards)—1. CS Los Angeles, 1:42.63; 2. CS Northridge, 1:43.2; 3. UCLA, 1:43.3.
 MILE RELAY—1. CS Los Angeles, 3:45.01; 2. CS Northridge, 3:46.6; 3. Long Beach St., 3:53.4.
 TWO-MILE RELAY—1. UCLA, 8:55.5; 2. CS Northridge, 9:05.16; 3. Long Beach St., 9:26.1.
 HJ—1. Huntley (LBS), 5-11; 2. Simon (LBS), 5-7.
 LJ—1. Anderson (CSN), 21-0/4; 2. Walker (CSN), 21-0; 3. Oshikoya (UCLA), 20-11/4.
 SP—1. Dole (LBS), 49-6; 2. Marshall (CSN), 46-5/4; 3. Rose (CSLA), 46-0/4.
 DT—1. Marshall (CSN), 164-0; 2. Hoerner (LBS), 139-4; 3. Dietrich (SDS), 137-4.
 JT—Dietrich (SDS), 157-3; 2. Cameron (LBS), 155-5; 3. Dunton (SDS), 157-8.

239-10; 3. Shen (Republic of China), 239-3; 4. Pearce (Tobias), 238-10. SP—1. Dolegiewicz (Maccabi), 64.7; 2. Marks (West Valley TC), 62-9/4; 3. M. Gordien (Maccabi), 60-0/4; 4. McKenzie (USC), 58-5. DT—1. M. Gordien (unat), 196-8; 2. Gardner (Maccabi), 194-3; 3. Dolegiewicz (Maccabi), 190-0.

WOMEN

100—Anderson (L.A. Naturite), 11.83; 200—Rich (unat.), 24.13; 400—Weston (Naturite), 54.27; 800—1. Heald (San Fernando Valley TC), 2:05.0; 2. Romesser (unat.), 2:05.7; 1,500—Kinsey (Naturite), 4:26.2; 3,000—K. Keyes (UCLA), 9:32.2; 5,000—Robertson (Naturite), 17:34.8; 10,000—Bridges (Oklahoma State), 35:16.2; 100HH—1. McMillin (USC), 13.71w; 2. Anderson (Naturite), 13.74; 400IH—Bottomley (Pacific Coast Pacers), 1:02.8; 5,000 WALK—1. Mori (California Racewalkers), 26:27.1; 2. Brodock (SoCal Roadrunners), 27:00.7; 440 RELAY—1. L.A. Naturite, 46.7; 2. Premier TC, 46.8.
 LJ—1. Anderson (Naturite), 21-8; 2. Walker (Lakewood International), 19-9/4; 3. Watson (Lakewood), 19-8/4; HJ—1. Remmling (Lakewood), 5-10; 2. Gilbert (UCLA), 5-7; JT—Dietrich (San Diego State), 154-10; SP—1. Frederick (Naturite), 53-1; 2. Dole (Lakewood), 49-9/4; DT—1. Marshall (Naturite), 164-3; 2. Vogelsang (unat), 157-8.

May 29, Walnut: Mt. SAC Open

100—1. Simmons (Tobias Striders), 10.3; 2. Fray (Maccabi TC), 10.5; 3. Krullee (San Diego St.), 10.5; 200—1. Gilkes (TS), 20.77w (2.5 m.p.s.); 2. Krullee (San Diego St.), 20.85; 3. Simmons (TS), 21.13; 400—1. Eneyart (Pacific Coast Club), 46.31; 2. Myles (Maccabi TC), 47.28; 3. Gilbreath (Athletes in Action), 47.33; 4. McCullough (AIA), 47.49; 800—1. Scott (UC Irvine), 1:48.2; 2. Slevers (AIA), 1:48.7; Brown (AIA), 1:49.0; 4. Jones (Santa Monica), 1:49.5; 1,500—1. E. Arriola (Maccabi TC), 3:45.3; 2. Delashmutt (Kansas St.), 3:47.2; 3. Whalen (Santa Monica), 3:52.3; 5,000—1. Simonian (unat.), 14:22.8; 2. Christensen (UC Irvine), 14:51.2; 3. Trup (unat.), 14:43.6; 10,000—1. Romesser (Fresno Pacific), 31:09.1; 2. Gregorio (Colorado TC), 32:01.4; 110HH—1. Gregory (UC Irvine), 14.19; 2. Ligons (TS), 14.42; 3. Bolden (West Valley TC), 14.80; 400IH—1. T. Andrews (TS), 50.42; 2. Graybehl (USC), 50.51; 3. Guerrero (unat.), 50.54.
 HJ—1. Woods (Pacific Coast Club), 7-1; 2. Brown (AIA), 7-1; 3. Smith (USC), 6-10/4; PV—1. Bell (Pacific Coast Club), 18-0/4; 2. Isaksson (TS), 16-10; 3. Hebelween Lea (UC Santa Barbara) and Adams (South Bay TC), 16-4; LJ—1. Whitley (Maccabi TC), 24-10/4; 2. Armour (San Diego St.), 24-0/4; 3. Webster (Mt. San Antonio), 23-10/2; TJ—1. Tyler (Biola), 51-9/2; 2. Jackson (USC), 49-8/4; 3. Valentine (All American TC), 48-9/2; SP—1. Dolegiewicz (Maccabi TC), 64-7/4; 2. Laut (UCLA), 61-6; 3. Gordien (unat.), 59-7; DT—1. McGoldrick (Maccabi TC), 192-3; 2. Baughman (Houston), 191-1; 3. Gordien (unat.), 190-0; 4. Dolegiewicz (Maccabi TC), 187-5; 5. Montgomery (USC), 180-6; HT—1. Galle (Maccabi TC), 206-10; 2. Meyer (Chicago TC), 192-5; 3. Goldhammer (unat.), 189-10; 4. Schrader (UC Irvine), 184-11; 5. P. Fuller (Long Beach

NATIONAL AAU WOMEN'S PENTATHLON CHAMPIONSHIPS

TEMPE, ARIZONA
 JUNE 4-5, 1978

Seniors

1. Modupe Oshikoya (UCLA/Nigeria), 4379 (14.0) 38-2 1/2 5-9 21-4 1/2 2:17.9)
2. Themis Zambryzcki (Brigham Young Univ./Brazil), (14.0) 44-0 3/4 5-7 3/4 19-5 1/2 w 2:16.4)
3. Jodi Anderson (Cal State Northridge), 4197 (14.2) 35-5 1/2 5-5 1/2 21-1 1/2 2:17.7)
4. Judy Fontaine (Age Group AA), 4112 (14.8) 37-0 5-7 3/4 18-10 1/2 2:14.4)
5. Denise Cornell (Los Angeles Naturite TC), 4088 (14.2) 38-7 3/4 5-5 1/2 18-9 1/2 w 2:19.1)
6. Dana Collins (Arizona State Univ.), 4021 (14.9) 39-4 1/2 5-7 3/4 18-6 3/4 2:22.5)
7. Patsy Walker (UCLA), 4002 (15.2) 36-1 5-7 3/4 19-4 3/4 2:20.9)

Juniors

1. Kerry Zwart (Los Angeles Naturite TC), 3912 (15.2) 43-8 1/2 5-5 1/2 18-3 3/4 2:29.4)
2. Wendy Limbaugh (unattached/Moscow, Idaho), 3647 (15.6) 32-3 5-5 1/2 17-8 1/2 2:25.8)
3. Susan Brownell (Frederick TC), 3609

June 1: Mt. SAC

MT. SAN ANTONIO DECATHLON HIGH SCHOOL

Modena, 5:20; 10. Arnett (San Marino), 5:18.
INDIVIDUAL—1. Longfield (Fontana), 6:28.4; 2. Crow (Montebello), 5:59.0; 3. Hawley (South Hills), 5:51.0; 4. Evans (Rancho Alamitos), 5:66.7; 5. Sheerer (Upland), 5:61.6; 6. Serrano (HH Wilson), 5:60.2; 7. Payne (Bonita), 5:49.1; 8. Gold (Upland), 5:23.3; 9. Bauer (El

EVENT LEADERS: 100—Hawley, 10.8; SP—Longfield, 40-5/4; LJ—Longfield, 20-7/4; HJ—Crow, 6-2; 400—Hawley, 50.8; 110HH—Serrano, 15.6; DT—Longfield, 131-4; PV—Longfield, Crow, Gold, Bauer, 11-5/4; JT—Longfield, 138-10; 1,500—Serrano, 4:36.1.

June 10. Morro Bay. 9th Annual Morro Bay to Cayucos Fun Run

- 1) Thomas Baraga (SBHS) 33:44
- 2) Ivan Huff (SLDC) 33:48
- 3) Jeff Funk (CalPoly) 35:30
- 4) Dave Walsh (CynCntry) 35:46
- 5) Bob Nanninga (WVTC) 35:49
- 6) Ron Rodman (Wasco) 35:58
- 7) Randy Baldwin (PasRob) 36:01
- 8) Tom Becker (GarGr) 36:02
- 9) John Beaton (SLDC) 36:03
- 10) Eddy Cadena (SLDC) 36:12
- 11) Mark Breish (Ataschs) 36:19
- 12) Robert Rotte (NewPkHS) 36:23
- 13) Chris Silver (NewPkHS) 36:23
- 14) Mark Bradley (NewPkHS) 36:41
- 15) Jaime Hernandez (SLDC) 36:51
- 16) Charlie Boatright (SLO) 36:53
- 17) Frank Hutchinson (SLDC) 36:55
- 18) Bob Deines (BasinBlues) 36:59
- 19) John Brady (CynCntry) 37:08
- 20) Bill Grimes (Atasc) 37:12
- 21) Stephen Wolters (FPTC) 37:17
- 22) Pete Church (Somis) 37:20
- 23) Carl Morsa (NewPkHS) 37:24
- 24) Steve Penner (FPTC) 37:26
- 25) Arthur Froese (SLO) 37:26
- 26) Daro Ferrara (CynCntry) 37:36
- 27) Keith Hall (NewPkHS) 37:39
- 28) Robert Wasson (CynCntry) 37:44
- 29) Andrew Metzger (Camar) 37:56
- 30) Marcos Cedillo (Newhall) 38:07
- 41) Colby Churchman (BTC) 39:11
- 42) John F. Coffey (SLDC) 39:12
- 46) Sam Nicholson (STC) 39:38
- 65) Gil Hinz (BTC) 40:41
- 73) Sue Broccoli (NPHS) 40:59
- 76) Tammy Hogge (CynCntry) 41:08
- 99) Bird Anderson (Bkfld) 42:42
- 100) Vivian Metzger (RMHS) 42:49

/Brian Waterbury/

The Only Publication Devoted to California Track

CALIFORNIA TRACK NEWS

100 HURDLES—van Vollenroede (USC), 13:27; 2. Oshikoya (UCLA), 13:3; 3. McMillan (USC), 13:9.
 400 HURDLES—1. Cape (LBS), 62:65; 2. Niehuse (SDS), 63:2; 3. San Augustin (LBS), 63:21.
 400 RELAY—1. UCLA, 46:75; 2. USC, 47:1; 3. San Diego St., 48:3.
 800 MEDLEY RELAY (yards)—1. CS Los Angeles, 1:42:63; 2. CS Northridge, 1:43:2; 3. UCLA, 1:43:3.
 MILE RELAY—1. CS Los Angeles, 3:45:81; 2. CS Northridge, 3:46:4; 3. Long Beach St., 3:53:4.
 TWO-MILE RELAY—1. UCLA, 8:55:5; 2. CS Northridge, 9:05:16; 3. Long Beach St., 9:26:1.
 HJ—1. Huntley (LBS), 5-11; 2. Simon (LBS), 5-7.
 LJ—1. Anderson (CSN), 21-0½; 2. Walker (CSN), 21-0; 3. Oshikoya (UCLA), 20-11¾.
 SP—1. Dole (LBS), 49-6; 2. Marshall (CSN), 46-5¼; 3. Rose (CSLA), 46-0¼.
 DT—1. Marshall (CSN), 164-0; 2. Hoerner (LBS), 139-4; 3. Dietrich (SDS), 137-4.
 JT—Dietrich (SDS), 157-3; 2. Camarigg (LBS), 155-5; 3. Duntun (SDS), 149-8.
 TEAM SCORES—CS Northridge 130, UCLA 126, Long Beach St. 90, San Diego St. and CS Los Angeles 65, USC 46.

WOMEN'S INVITATIONAL

At Cal Poly Pomona

100 METERS—Denniston (unaf., Huntington Beach High), 12:04. 400—1. Wallin (Sweden), 55:3; 2. Jenkins (Long Beach), 55:7. 800—1. Costello (LA Naturite TC), 2:09:8; 2. Emerson (unaf., Westminster High), 2:10:7. 1500—1. Weston (LA Naturite TC), 4:27:3; 2. Dent (Patriots USA), 4:29:2; 3. Kenzie (LA Naturite TC), 4:31:2. 3000—1. Sawyer (unaf.), 9:57:1; 2. Su-Me Lee (SoCal Roadrunners), 10:03:3; 3. Hulse (unaf., Edison High), 10:07:4. 5000—1. Peterson (LA Naturite TC), 17:51:1; 2. Forge (Patriots USA), 18:37:4; 3. DeAnda (SoCal Roadrunners), 18:50:7. 100HH—1. Boothe (Great Britain), 13:31; 2. Tannader (Sweden), 14:9; 3. Cornell (LA Naturite TC), 15:11. 400HH—1. Crowder (LA Naturite TC), 63:9. SP—1. Rose (Premier TC), 44-4; 2. Stevenson (UNLV), 41-8; 3. Zwart (unaf., Cres. Valley High), 40-10. JAVELIN—1. Calvert (Lakewood International), 178-9; 2. Camarigg (Lakewood Inter.), 167-4; 3. Steele (USC), 145-7. 400 RELAYS—UNLV, 48:2.

May 28, UCLA, SPA-AAU Champs

MEN

100 METERS—Williams (USC), 10:63. 200—1. Krulee (San Diego State), 21:36. 400—1. T. Andrews (Tobias Striders), 46:99; 2. Eneyart (Pacific Coast Club), 47:19; 3. Brown (AIA), 47:28; 4. Myles (Maccabi), 47:71. 800—1. Wong (Republic of China), 1:49:1; 2. Omwansa (USC), 1:49:1; 3. Thornton (unaf.), 1:49:3; 4. Slevers (AIA), 1:49:4. 1500—1. Arriola (Maccabi), 3:45:3; 2. Colley (unaf.), 3:45:7; 3. B. Williams (UCLA), 3:46:0; 4. Becklung (Arizona), 3:46:6. 5000—1. Vernon (Santa Monica CC), 14:23:1. 10000—1. Romseff (Fresno Pacific TC), 29:33:3; 2. Shoats (Arizona), 29:34:0. 110HH—Florant (unaf.), 14:18. 400H—1. T. Andrews (Tobias), 50:5; 2. Webster (PCC), 51:1; 3. Cassleman (PCC), 51:3. 3000 STEEPLCHASE—1. Hwang (Republic of China), 9:02:8. 5000 WALK—Walker (Tobias), 22:26:8.
 LJ—Whitley (Maccabi), 24-11½. TJ—1. Jackson (AIA), 50-6½. HJ—Smith (PCC), 6-10:2. PV—1. Brown (UCLA), 17-6; 2. Williams (Bay Area Striders), 16-0. 3. JT—1. U. Paananen (USC), 241-4; 2. Kennedy (San Jose Stars),

2. Ligons (TS), 14:42; 3. Bolden (West Valley TC), 14:80. 400H—1. T. Andrews (TS), 50:42; 2. Graybehl (USC), 50:51; 3. Guerrero (unaf.), 50:54.

HJ—1. Woods (Pacific Coast Club), 7-1; 2. Brown (AIA), 7-1; 3. Smith (USC), 6-10¼. PV—1. Bell (Pacific Coast Club), 18-0¾; 2. Isaksson (TS), 16-10; 3. Ito between Lea (UC Santa Barbara) and Adams (South Bay TC), 16-4. LJ—1. Whitley (Maccabi TC), 24-10¾; 2. Armour (San Diego St.), 24-0¾; 3. Webster (Mt. San Antonio), 23-10½. TJ—1. Tyler (Biola), 51-9½; 2. Jackson (USC), 49-8½; 3. Valentine (All American TC), 48-9½. SP—1. Dolegiewicz (Maccabi TC), 64-7¼; 2. Lauf (UCLA), 61-6; 3. Gordien (unaf.), 59-7. DT—1. McGoldrick (Maccabi TC), 192-3; 2. Baughman (Houston), 191-1; 3. Gordien (unaf.), 190-0; 4. Dolegiewicz (Maccabi TC), 187-5; 5. Montgomery (USC), 180-6. HT—1. Galle (Maccabi TC), 206-10; 2. Meyer (Chicago TC), 192-5; 3. Goldhammer (unaf.), 189-10; 4. Schrader (UC Irvine), 184-11; 5. P. Fuller (Long Beach St.), 184-3. JT—1. Yu-Shen (Tlawan), 247-2; 2. Gould (unaf.), 238-8; 3. Carpenter (AIA), 228-6.

WOMEN: 100—Liverock (Canada), 11:84. 800—Poor (AIA), 2:08:1. JT—Nelson (unaf., Canyon HS, Anaheim), 154-1. DT—Vogelsang (Maccabi TC), 167-1.

2TH CARPENTERIA OCEAN-TO-CREEK

PLC	NAME	TIME	DATE	FAST TIME
1	CHUCK SHEAD	26	37:11	10PN
2	JOE CARLSON	26	37:59	20PN
3	MEL HAGSON	21	38:11	10PN
4	STEVE DURAND	21	39:18	40PN
5	JOHN STARINKERT	20	39:26	50PN
6	JOHN FISANOTTI	22	39:31	50PN
7	PAUL SMITH	16	39:36	10PN
8	TIM DONOVAN	28	39:48	70PN
9	JOHN BOTKE	34	39:48	80PN
10	SCOTT GILLIS	18	40:09	25HS
11	JOHN BRENNANO	42	40:24	10PN
12	ERIC SAPPENFELD	16	40:43	3HS
13	MARSHALL MATTE	34	40:54	90PN
14	STU SUTHERLAND	22	41:09	10PN
15	JOHN NUNES	20	41:12	110PN
16	DOUG HOPPE	21	41:25	120PN
17	ROBERT HULLISTER	19	41:23	130PN
18	ED DUNN	17	42:16	4HS
19	NANK HEMPHILL	24	42:13	140PN
20	WILBERT ESPARZA	16	42:14	50HS
21	AL SCHALLER	35	42:27	15M
22	DON FAETH	23	43:19	50PN
23	WREG ROBIN	21	43:44	100PN
24	GURMUK SINGH	27	44:05	170PN
25	RICHARD DURAND	49	45:12	240P
26	GEORGE MCKENNE	32	45:25	130PN
27	JOLT CABANATJUAN	18	45:35	8HS
28	BUDDY BARNETT	36	45:45	25M
29	ROBERT CARMAN	47	45:45	340P
30	JES SHELLE	18	45:58	35M
31	MIKE KURTZ	22	46:10	140PN
32	DON BERTONSKI	33	46:10	200PN
33	BRAID JENSEN	16	46:34	7HS
34	JOHN COMENAS	25	46:34	210PN
35	ED MCKEON	35	47:11	45M
36	JAMES ROBERTSON	41	47:27	40P
37	STEVE DWELL	32	47:28	220PN
38	TOMMY EVANS	26	47:32	230PN
39	HANK GUINAN	15	47:35	8HS
40	MUSTY ALUMICH	29	47:40	240PN
41	MART CARMAN	37	47:43	10HS
42	ALLEN HUNT	31	47:55	50PN
43	GEZA BOTTLIK	40	48:00	50P
44	RON ISRELL	34	48:25	200PN
45	STEVE GUTSCHE	31	48:37	270PN
46	JOHNNY RISK	16	48:38	55M
47	KEN MILLETT	36	48:47	65M
48	MON LEVY	23	49:01	237PN
49	ASSET ARBOTT	18	49:03	4HS
50	BRIAN STEHLI	29	49:24	240PN
51	TIM HUGHES	26	49:26	310PN
52	STEVE ASKAY	31	49:27	310PN
53	MIKE CABANATJUAN	20	49:30	310PN
54	LORRAINE BLANCO	18	49:37	25HS
55	MARILYN HIPPOLO	27	49:38	140M
56	VINCENT NICOLETTI	29	49:22	330PN
57	ALAN TISHMERMAN	37	49:30	75M
58	GARY DONNERTZ	32	49:38	400PN
59	LARRY DILLIHAY	32	49:49	150PN
60	GEORGE MCENTEE	37	49:50	85M
61	DAVID BESTE	39	49:58	95M
62	WY STEWART	36	50:02	115M
63	DONNA GROCHOWSKI	18	50:04	32HS
64	NORM RODEWALD	36	50:11	115M
65	TONY KEARVEY	42	50:13	80P
66	ELISEO ROSALES	43	50:31	74P
67	PAT KRAKER	46	50:43	84P
68	JOHN KODUTZ	39	50:44	125M
69	BAKER MOORE	31	51:04	360PN
70	GERALD MALOVOS	36	51:02	125M
71	CARL BERGMAN	27	51:10	370PN
72	DUJG BOEDECKER	15	51:14	10HS
73	MICK LUJAN	28	51:33	380PN
74	LANNY RUFFEN	31	51:44	210PN
75	PAUL LUDER	32	51:51	400PN



to California Track

CALIFORNIA TRACK NEWS

Now in its fourth big year, California Track News has increased production from six issues to ten issues per year! This change will enable us to provide you with more news more promptly, especially important during the peak season.

Past issues of California Track News included statewide schedules, rankings, profiles, features, all time lists, pictures of California track action and major meet results.

Keep up with all of the action in the hottest track state in the United States by ordering your subscription now.

- ** OPEN
- ** COLLEGE
- ** WOMEN
- ** PICTURES
- ** RESULTS
- ** PROFILES
- ** RANKINGS
- ** SCHEDULES
- ** JUNIOR COLLEGE
- ** HIGH SCHOOL
- ** MASTERS
- ** GIRLS

WHY MISS ANOTHER EXCITING ISSUE...?

- NEW
- RENEWAL
- \$7.00 — 1 year/10 issues
- \$12.00 — 2 years/20 issues
- \$16.00 — 3 years/30 issues

Please begin my subscription to California Track News immediately. I have enclosed a check or money order for the amount indicated above.

Name _____

Address _____

City _____ State _____ Zip Code _____

Send to: CALIFORNIA TRACK NEWS
 1717 South Chestnut Ave.
 Fresno, CA 93702