


ESTES

CALIFORNIA TRACK NEWS

BULK RATE
U. S. POSTAGE
PAID
Fresno, CA 93706
Permit No. 629



75¢

**MAY
JUNE**

ISSUE NUMBER 17

1977

11/77

Athletic Department
Gene "Red" Estes
Fresno State University
Fresno CA 93710



from the editor...



I like to think that our sport of track and field is one of the most noble of all sports. Through participation in track one not only gains the obvious benefits of physical fitness, recreation, competition, travel, recognition, scholarships, friendships, etc; but has an opportunity to really see himself/herself. Track involves men against the clock or men against the tape measure as well as man against man. Dishonesty may aid one in beating an opponent, but can not serve as an advantage against the watch or measuring stick(not unless one is able to fool himself).


One form of dishonesty frequently noticeable at all levels of track is the fudging on marks by coaches to gain athletes entrance into limited field meets(big invitationals and championship meets). It's really kinda humorous to know that entry qualification marks and then see many athletes who are definitely below that standard there competing.

A coach who lies to get his athletes into a meet is being selfish and dishonest, besides setting a poor example. Entry standards are set in the best interests of a speedy run, quality meet(preventing the drawn-out all-comers situation). When coaches lie to get athletes in then the field remains too large and the meet management is forced to up the meet standards the following year — forcing bigger lies by coaches to get athletes in

up to everyone on a trials basis. California women did this for entrance into the Sunkist Indoor. For example: in the women's 800 meter Francie Lutz, Cyndy Poor and Judy Graham were championship meets). At invitationals the meet management could reserve automatically invited, with the remaining four spots open to the first four at the trials — everyone had a chance to be in the "big meet" and only the best went. This could also generate a larger amount of entry fees.

As I sit here at the typesetter composing this I realize this issue will be about one week late. Our goal each issue is to mail all subscriptions sometime during the first week of the month. This issue should be in the mail on May 14. Don't get on the mailman — it wasn't his fault this time.

Track and field in California is booming, especially the ladies side of the sport. We hope to continue to cover all areas of track in California so have added in this issue a women's junior college state ranking for the first time. It's a start for this rapidly expanding part of track. But, we are going to need more cooperation from the women coaches. We sent a request for marks to every junior college women's track coach in the state but only had a half dozen reply — come on coaches — we are here to publicize and promote your sport —



CALIFORNIA TRACK NEWS

1717 South Chestnut Avenue
Fresno, California 93702

BIMONTHLY \$3.50 per year

PUBLISHER: Fresno Pacific College Track Team

EDITOR: Bill Cockerham

MANAGEMENT: Judy Cockerham

PRODUCTION ASSISTANCE: Cregg Weinmann. PHOTOGRAPHERS: Bud Hanson, Diane Johnson, Bill Leung, Jr., Dave Stock, Jeff Zimmerman.

HIGH SCHOOL BOYS: Ron Blackwood, Keith Conning, Jack Shepard, Mike Kennedy. HIGH SCHOOL GIRLS: Rich Ede. 4 YEAR COLLEGE/OPEN MEN: Chuck Skow, John Wenos. 4 YEAR COLLEGE/OPEN WOMEN: Calvin Brown. JUNIOR COLLEGE MEN: Fred Baer, Ken Dose, Don Mulligan. MASTERS MEN: Percy Knox, Peter Mundle. MASTERS WOMEN: Irene Obera. TECHNIQUE & TRAINING: Vern Gambetta.

ORANGE COUNTY: Ted Brazil. SAN DIEGO: Noel Montrucchio. BAKERSFIELD: Mike Miles. EAST BAY: James Day. SAN JOSE: Darrel Cox. SANTA BARBARA COUNTY: Vern Gambetta. VENTURA COUNTY: Rich Romine. SACRAMENTO: Noel Hitchcock. MODESTO: Bill Mensing.

meet the staff:



photo by Julie Brown

meets (big invitationals and championship meets) is really kinda humorous to know entry qualification marks and then see many athletes who are definitely below that standard there competing.

A coach who lies to get his athletes into a meet is being selfish and dishonest, besides setting a poor example. Entry standards are set in the best interests of a healthy run, quality meet (preventing the drawn-out all-comers situation). When coaches lie to get athletes in then the field remains too large and the meet management is forced to up the meet standards the following year — forcing bigger lies by coaches to get athletes in anyway — thus higher and higher standards. This type of spiraling inflation eventually gets ridiculous. There are cases now where places in a meet are earned at marks much lower than those needed just to get into the meet.

It's tempting to fudge a little (especially when you know an athlete is ready for a better mark and when you know others are doing it) to get our own athletes into a given meet. But in the best interests of fairness and quality in meets and for the good of the sport it must stop.

Another solution would be to have coaches verify marks for meet entrants. Or, still another possible solution that would also allow everyone a fair chance to be in the big meet might be to have trials the day before or several days before the big meet (as is done for some a few spots for the name athletes and open the remainder of the available spots

ON THE COVER: JANE FREDERICK turned to the new pentathlon outdoors for the first time and got off to a great start, running a windy 13.3, throwing the shot 50-2¾ and high jumping 5-9 before a sore foot held her to 18-10 in the long jump. She finished with a 2:24.4 in the 800 for a total score of 4438.

photo by Bill Leung, Jr.

Don't get on the mailman — it wasn't his fault this time.

Track and field in California is booming, especially the ladies side of the sport. We hope to continue to cover all areas of track in California so have added in this issue a women's junior college state ranking for the first time. It's a start for this rapidly expanding part of track. But, we are going to need more cooperation from the women coaches. We sent a request for marks to every junior college women's track coach in the state but only had a half dozen reply — come on coaches — we are here to publicize and promote your sport — help us help you.

Rich Ede has agreed to attempt a California high school girls ranking for the next issue. It takes hours and hours of work putting together the various state rankings and we are very grateful to our faithful contributors who do the research and compiling in the rankings. Ron Blackwood took a week of his vacation just to get us the high school ranking for this issue. Keith Conning helped Ron with that one by locking

helped Ron with that one by locking himself in the library after work and going over tons of newspapers searching for results and marks. Calvin Brown puts out a similar effort with the women, as does Fred Baer with the community college men, and Percy Knox and Peter Mundle with the masters. Thanks MUCH to all of you.



photo by Julie Brown

BILL LEUNG, JR.

Nicknamed "Leatherlung" by my college coach I guess I've been involved in track and field since high school. Combining my hobby of photography with my interest in track and field I've been fortunate to have my pictures appear in California Track News, Track and Field News, Runner's World, and Women's Track and Field World. Track photography has been a creative outlet for me and through it I've been able to meet the athletes and the people associated with the sport. At times I may work into the wee hours of the morning to meet deadlines for various publications

but I consider it all a labor of love. It makes me feel more involved in the sport and I hope in my way a contribution to track and field.

I'm employed by Dow Chemical as a material technician and currently I'm a senior at the University of Southern California working toward a degree in business with special emphasis in real estate investments. With working full time, going to school and taking pictures, I still find time to compete for the San Diego Track Club and get in my weekly dose of 40-50 miles of running.

spotlight on:

derald harris

photo by Diane Johnson



photo by Diane Johnson

DERALD HARRIS: Los Medanos Junior

dash- 47.3(77), 440 yard dash- 46.8(76). Coached by Henry Lawson

THE LOMPOC JAYCEES
Present

The Lompoc Flower Festival
Distance Carnival



Saturday, June 25, and Sunday, June 26, 1977

Sanctioned by the U.S.T.F.F.

USTFF National Invitational Junior Six Mile Run: on the track. Former winners have included Jim Schankel, Thom Hunt(28:55.8, record), and Tim Holmes. Free lodging, meals, and entertainment to 10 best qualified entrants. Qualifying time is 31:00. Trophies to first five places. Distance Carnival medallions to all competitors. Women's Invitational 3000 Meter Run: Same accommodations as for Junior Run to 5 best qualified entrants. Trophies to first four. Distance Carnival medallions to all entrants. Parade Route Road Race: 5 miles, awards in five categories.

Other events include: Four Mile Relay and Family Team Race: one mile, 3 categories: husband/wife, parent/offspring, offspring/offspring. Sunday, June 26: First Valley of the Flowers Marathon. AAU sanctioned. Scenic route through Lompoc flower fields and LaPurissima Mission. T-shirts and certificates to all finishers. Major awards in 9 categories: Open, H.S., 35+, 40+, 50+, 60+, Open Women, Senior Women (30+).

For details: Joe Sciamé, 1305 N. Orchid St., Lompoc, CA 93436.
Phone: (805) 736-4919.

the San Jose Invitational Relays last April 9) was but one mile per hour above the allowable 4.474 mph. In clocking that time he also convincingly trounced Houston McTear who was still high from beating Don Quarrie in the 100 meters earlier.

O.K., the 20.01 is for real. Now how about the fact that one Mr. Derald Harris is undefeated in individual competition. He'll run whatever it takes to win, matter who is in the race. Needless, say he does not like to lose - at least he doesn't want to try it to see how it does feel. Last year his fear of losing brought him all the way to the California State High School 440 Championship. So far this year he has captured the Invitational 200 meter dash at the San Jose Relays, Brotherhood Games and the Mt. SAC Relays.


On his calendar for the remainder of 1977 Derald has penciled in the JC State 200 meter championship, AAU 200 meter championship, and a

don't really know, it's not because I enjoy the training. Track is a lot of fun until you get caught up in the ugly commercialism, promoters, shoe companies, etc."

Coach Henry Lawson is, quite understandably, excited with his young speed merchant, saying, "Derald is an exceptional athlete. In high school his workouts were not challenging. Then he came into our program with an attitude of just running fast enough to please and win. This is probably attributable to his lack of experience. He is very coachable and especially very competitive."

Derald is not yet decided about his academic or athletic future as far as a four year school.

Typical week's workout (April) pointing for 200 meters at end of season: MONDAY- 3x330 @34 with complete recovery. TUESDAY- block starts, baton exchanges, short quick speed work(110-165). WEDNESDAY- 3x330 step down



photo

DERALD HARRIS: Los Medanos Junior College, freshman. Age 19. 6 feet, 1 inch tall, 180 pounds. Born April 5, 1958, in Martinez, California. Also competed for Pittsburg High School. Best Marks: 100 yard dash- 9.5(77), 200 meter dash- 20.01w(77), 400 meter

dash- 47.3(77), 440 yard dash- 46.8(76). Coached by Henry Lawson.

20.01 for 200 meters! That's right 20.01, and Derald Harris is just beginning to see what he is capable of doing in a pair of track spikes. Yes, the 20.01 was wind aided, but a gale it wasn't; in fact, the wind during that particular race (at

about the fact that one Mr. Derald Harris is undefeated in individual competition. He'll run whatever it takes to win, matter who is in the race. Needless, to say he does not like to lose - at least he doesn't want to try it to see how it does feel. Last year his fear of losing brought him all the way to the California State High School 440 Championship. So far this year he has captured the invitational 200 meter dash at the San Jose Relays, Brotherhood Games and the Mt. SAC Relays.

On his calendar for the remainder of 1977 Derald has penciled in the JC State 200 meter championship, AAU 200 meter championship, and a run at the world record. He says of long range goals, "1980 is still too far ahead."

Derald is honest when answering the question of why he likes track, "I

exceptional talent. In high school his workouts were not challenging. Then he came into our program with an attitude of just running fast enough to please and win. This is probably attributable to his lack of experience. He is very coachable and especially very competitive."

Derald is not yet decided about his academic or athletic future as far as a four year school.

Typical week's workout (April) pointing for 200 meters at end of season: MONDAY- 3x330 @34 with complete recovery. TUESDAY- block starts, baton exchanges, short quick speed work(110-165). WEDNESDAY- 3x330 step down or 4x220 step down(under 22). THURSDAY- block starts, baton exchange, easy stride through 110's. FRIDAY- stretch and exercise. SATURDAY- competition.

Track ?

by MIKE LENNEMANN & DON PETRUSHKIN

H G U O L L U C C M N T A C
 A O C K C O D D A P H O D Q
 B N S O D S E P H O U S E R
 I Q M J E C M O M I G I H E
 N S I F J E B P U D A V I A
 O U T E F S S A I H T A M C
 S O H V E O A T R F R D E J
 N E B G N I K O E N N E J O
 H A N N D E E Y U S E N I H
 O H Y O C L R T W S B S B N
 J C S S T E E R S T P G J S
 R I R L T S F A Z I O R H O
 F M Y I Y U M M R L K A M N
 S T O W Q U F B N O S Y E O
 A R S U D A D R E P M A Z B

How many can you find? Hidden in the scramble of letters here are the names of individuals who won an event in the California State High School Meet and then went on to set or tie the world record in the same event or in other events. This does not include members of any relay teams or winners of an exhibition event conducted during the State Meet. There are 19 of them: 3 were state champs in the pole vault, 5 in the hurdles, 5 in the high jump, 4 in the 100, and 1 in the discus. We have gotten you started by circling Smith (for Tommie Smith - winner of the 1963 State 440 title and later to set world records in the 200 & 400 meters. Send us your completed puzzle and we we have a drawing of all those with the 19 total answers for a free one year renewal. We will also print the names of all those with complete correct answers in the next issue.

T
e
a
s
e
r
!

TOP MARKS 1977 4-YR

compiled by: BILL & JUDY COCKERHAM




photo by Diane Johnson

Mt. SAC Relays Invitational High Hurdles: (left to right) DEDY COOPER, WILLIE DAVENPORT, GREG FOSTER & ROBERT GAINES.

1:49.8	Brian Donohue (SDS)
1:50.0	Rayfield Beaton (USC)
1:50.2	Gary McManus (FSU)
1:50.4	Rick Penner (AIA)
1:50.4	Malcolm Cleary (Oxy)
1:50.7	John Mijares (CSUS)
1:50.7	Dave Wells (Stanford)
1:50.8	Bruce Hellebrand (CSUN)
1:50.8	John Bay (Cal)
1:50.9	Conrad Suhr (UCLA)
1:50.9	Rich Nichols (WVTC)
1:50.9	Brian Theriot (UCLA)
1:51.1	Dan Barry (Cal)
1:51.3	Richard Grout (UCI)
1:51.3	Pertamian (Oxy)
1:51.4	Leonard Ledet (CSULB)
1:51.4	Ron Brown (Cal)
1:51.4	Howard Keeley (CSULB)
1:51.5	Ed Arriola (Ariz)
1:51.6	Hubert Beasley (CSULB)
1:51.9	Mark Schilling (SJS)
1:51.9	Phil Wingard (CSULB)
1:52.0	Odie Hofman (Macc)
1:52.0	John Bradford (Ariz)
1:52.4	Glenn Fox (CSUN)
1:52.6	Karilla (Stan St)
1:52.8	Ron Arnerich (CSUH)
1:52.9	Jon Armstrong (Pom-Pit)
1:52.9	Fran Delach (APC)
1:52.9	Scott Hickman (Stanford)

1500 METER RUN

3:37.7'	Steve Scott (UCI)
3:39.6'	Paul Cummings (Tobias)
3:42.5'	Mark Schilling (SJS)
3:44.4	Barrie Williams (UCLA)
3:44.7	Ralph Serna (UCI)
3:45.7	Ed Arriola (Ariz)
3:45.8	Andy Cleveland (Cal)
3:46.0	Armando Cendejas (CSULB)
3:46.9	Russell (UCLA)
3:47.7	David Omwanza (USC)
3:48.4	Brad Duffey (Cal)
3:48.7	Bob Deis (FSU)
3:48.8'	Rich Kimball (SJS)
3:49.4	Steve Crowley (Stanford)




photo by Diane Johnson

Mt. SAC Relays Invitational High Hurdles: (left to right) DEDY COOPER, WILLIE DAVENPORT, GREG FOSTER & ROBERT GAINES.

100 METER DASH

10.18	Clancy Edwards (USC)
10.2	Randy Williams (Tobias)
10.2	Guy Abrahams (Tobias)
10.2	Mike Kirtman (SJS)
10.22	Joel Andrews (USC)
10.29	Don Quarrie (Tobias)
10.3	Mike Simmons (HaywSt)
10.3	Jim Kemp (Macc)
10.33	Millard Hampton (UCLA)
10.3	James Owens (UCLA)
10.3	James Gilkes (Macc)
10.3	Greg Foster (UCLA)
10.3	Bob Triplett (SJS)
10.4	Rick Wilmoth (CP-Pom)
10.4	Wes Walker (Cal)
10.4	Lavannes Rose (CLC)
10.4	Gordon Banks (Stanford)
10.4	Holden Smith (Cal)
10.4	Farmer (ICAC)
10.48	Keith Taylor (Cal)
10.48	Marvin Holmes (Stanford)
10.5	Edwards (Oxy)
10.5	Ray Clark (Hayw St)
10.5	Huey Long (CP-SLO)
10.5	Walt Walker (WVTC)
10.5	Sam Turner (CSULA)
10.5	Larry Doubly (USC)
10.5	Cecil Overstreet (Houston)
10.5	Cliff West (BAS)
10.55	Jeff Williams (CSULB)
10.57	Marian McCoy (Macc)
10.6	Harold Williams (Macc)
10.6	Mike Shavers (BAS)
10.6	Ken Hinton (SDS)
10.6	Darrell Smith (CSUS)
10.6	Morning (UCSD)
10.6	Everett Forrest (UCR)
10.6	David Johnson (FSU)
10.6	Hildria Newell (SDS)
10.6	Derek Lawson (CSUN)
10.6	Chester Hart (CSULA)

10.6	Stanfor Brewer (CSULA)
10.6	Mike Frierson (CP-Pom)
10.6	Calvin Corker (Hayw St)
10.6	Paul Brown (Westmont)
10.6	Steve Campbell (FSU)
10.6	Jim Hampton (CSUN)
10.6	Leon Brown (Tobias)
10.6	Mike Daniels (CSUN)
10.65	Elijah Jefferson (Ariz)
10.6	Bart Williams (CP-SLO)

200 METER DASH

20.29	Clancy Edwards (USC)
20.43	Millard Hampton (UCLA)
20.6	Joel Andrews (USC)
20.7	James Lofton (Stanford)
20.8	Adrian Rodgers (Tobias)
20.82	Keith Taylor (Cal)
20.9	Paul Wallace (Cal)
21.0	Gordon Banks (Stanford)
21.08	Jenkins (UCLA)
21.19	Wes Walker (Cal)
21.25	Mardis (UCLA)
21.3	Sam Turner (CSULA)
21.3	Bart Williams (CP-SLO)
21.3	Everett Forrest (UCR)
21.3	Guy Abrahams (Tobias)
21.3	Wallace (un)
21.4	Rick Wilmoth (CP-Pom)
21.4	Bill Burrell (Cal)
21.4	Holden Smith (Cal)
21.4	Jeff Williams (CSULB)
21.4	Randy Williams (Tobias)
21.4	Marvin Holmes (Stanford)
21.4	Chester Hart (CSULA)
21.4	Steve Campbell (FSU)
21.5	Donald Tavis (CSULB)
21.5	Huey Long (CP-SLO)
21.5	Bernie Myles (UCLA)

21.5	Lavannes Rose (CLC)
21.5	L. Brown (Tobias)
21.5	Vernel Fergerson (un)
21.55	Bob Triplett (SJS)

400 METER DASH

45.64	Maxie Parks (Macc)
46.0	Joel Andrews (USC)
46.4	Steve Campbell (FSU)
46.4	James Lofton (Stanford)
46.4	Adrian Rodgers (Tobias)
46.44	Tom Andrews (USC)
46.5	Hubert Beasley (CSULB)
46.5	Curtis Byrd (OSU)
46.6	Alan Sheats (Stanford)
46.66	Cliff West (BAS)
46.67	Bennie Brown (Macc)
46.74	Bennie Myles (UCLA)
46.8	Millard Hampton (UCLA)
46.90	Donn Thompson (UCLA)
46.9	Rayfield Beaton (USC)
47.05	Xonie Lloyd (CP-SLO)
47.1	James King (Macc)
47.17	Paul Wallace (Cal)
47.2	Cecil Fields (Ariz)
47.2	Adrian Rogers (BAS)
47.3	Bryan Saunders (CSULB)

800 METER RUN

1:47.5	James Robinson (ICAC)
1:48.1	Steve Scott (UCI)
1:48.5	David Omwansa (USC)
1:48.6	Lloyd Johnson (USC)
1:49.0	Grant Niederhaus (UCLA)
1:49.23	Andy Clifford (Cal)
1:49.3	Rick Brown (Tobias)

1500 METER RUN

3:37.7'	Steve Scott (UCI)
3:39.6'	Paul Cummings (Tobias)
3:42.5'	Mark Schilling (SJS)
3:44.4	Barrie Williams (UCLA)
3:44.7	Ralph Serna (UCI)
3:45.7	Ed Arrington (Ariz)
3:45.8	Andy Clifford (Cal)
3:46.0	Armando Gedejas (CSULB)
3:46.9	Russell (UCLA)
3:47.7	David Omwansa (USC)
3:48.4	Brad Duffey (Cal)
3:48.7	Bob Deis (FSU)
3:48.8	Rich Kimball (SJS)
3:49.4	Steve Crowley (Stanford)
3:49.5	Steve McColley (SFVTC)
3:49.7	Russ Nahirny (SJS)
3:48.7'	Dave Babiracki (un)
3:49.8'	Allen Hazard (Macc)
3:49.9	Randy Smith (Northridge)
3:50.1	Jerry Mounts (SMTC)
3:50.5	Loran Ringo (CP-SLO)
3:50.5	Tom Colley (Oxy)
3:50.6	Tom Smith (SDS)
3:50.6	Bruce Hellebrand (CSUN)
3:50.9	Damon Wood (Cal)
3:50.9	Smith (Club Northridge)
3:51.0	Paul Neveu (SDS)
3:51.0	Gary Blume (Cal)
3:51.0'	George Pullen (SDS)
3:51.1	John Bay (Cal)
3:51.7	Carey Simons (CSULA)
3:51.7	Tony Whalen (CSULA)
3:51.7	Kennedy (Club Northridge)
3:51.8	Tony Ramirez (FSU)
3:51.8	Mark Luevano (UCLA)
3:51.8	Dennis Tracy (WVTC)
3:51.9	John Koningh (UCI)
3:52.0	Lloyd Johnson (USC)
3:52.2	Acedo (Oxy)
3:52.4	Terry Cotton (Ariz)
3:52.4	Gary McManus (FSU)
3:52.7	Anthony Reynoso (CP-SLO)

3000 METER STEEPLECHASE

8:34.5	Don Timm (AIA)
8:48.4	Terry Williams (Oregon)
8:57.2	Gary Blume (Cal)
8:57.4	Shawn James (UCLA)
8:58.9	Damon Wood (Cal)
9:00.4	Thom Hunt (Ariz)
9:01.3	Bill St. John (SDS)
9:04.4	Hal Schultz (Cal)
9:05.2	Wayne Hurst (SJS)
9:05.2	Sonnenfeldt (UCLA)
9:06.0	George Aguirre (FSU)

COLLEGE & OPEN MEN

send all additions, corrections & results to: California Track News, 1717 South Chestnut Ave., Fresno, CA 93702.


110 METER HIGH HURDLES


9:06.7	Bill Haldeman (Stanford)	14:27.2	Jim Warrick (CP-SLO)	13.4	Dedy Cooper (SJS)	52.7	Don Finley (SJS)
9:06.8	Rich Langford (FSU)	14:27.6	Colin McConnell (CSULB)	13.5	Greg Foster (UCLA)	52.8	Bob Casselman (Macc)
9:07.4	Steve Houseworth (Westmont)	14:27.6	Rich Langford (FSU)	13.6	Carl Florant (Cal)	52.8	Mark Uribe (Cal)
9:08.7	Ed Ahlmeyer (UCI)	14:28.4	Gary Blume (Cal)	13.66	Mike Johnson (USC)	52.8	Jim Wyatt (WVTC)
9:08.8	Mike Cour (SDTC)	14:29.2	Hal Schultz (Cal)	13.71	James Owens (UCLA)	52.9	Pete Austin (SJS)
9:09.4	Bill Gail (Stanford)	14:29.4	Pete Sweeney (ARC)	13.9	Whitfield (Macc)		
9:09.7	Howard Burgess (CSULB)	14:30.2	Tom Colley (Oxy)	13.9	Mark Carley (FSU)		
9:13.2	Mike Dyer (CSULB)	14:30.8	Grover Prowell (FPTC)	13.9	George Carty (WVTC)		
9:14.2	Tim O'Regan (SDS)	14:32	Ted Quintana (CSUH)	13.98	Pete Austin (SJS)		
9:14.0	Sweeney (Oxy)	14:32.8	Dennis Tracy (WVTC)	14.0	Ron Kennedy (Ariz)		
9:15.2	Carl Schaechterle (Chico)	14:35.0	Roy Kissin (Stanford)	14.0	John Peterson (CSULB)		
9:15.5	Gil Brooks (un)	14:35.0	David Haake (FSU)	14.0	Mike Crittenden (Cal)		
9:16.0	Mike Mueller (UCR)	14:35.8	Bill Seaver (WVTC)	14.0	Paul White (CSULB)		
9:16.1	Robert Slick (UCI)	14:36.2	George Pullen (SDS)	14.01	Phil Branson (Oregon)	7-4 $\frac{1}{2}$	Dwight Stones (Desert Oasis)
9:17.4	Cliff Reese (Army)	14:36.3	Jim White (CSUS)	14.1	Art Richardson (SDS)	7-4	Dave Haber (CSUH)
9:19.5	Jack Reime (SJS)	14:36.6	Dave Cords (FPTC)	14.1	Robert Gaines (Wash)	7-2	Underwood (Tobias)
9:19.6	Van Arsdale (PLC)	14:37.2	Bob Dies (FSU)	14.2	Mike Mince (FSU)	7-2	Ron Livers (SJS)
9:20.2	Felipe Brisuela (CSULA)	14:38.0	Damon Wood (Cal)	14.2	Chester Hart (CSULA)	7-1 $\frac{1}{2}$	John Meisler (UCLA)
9:23.8	David Haake (FSU)	14:39.0	Gary Close (Ariz)	14.3	Frank Roublick (SJS)	7-1	Tom Woods (PCC)
9:24.7	Mark Lotich (CP-Pom)	14:39.5	Bill St. John (SDS)	14.3	Scott Young (SDS)	7-0 $\frac{1}{2}$	Dave Friday (WVTC)
9:25.0	Mike Munoz (CSUN)	14:39.8	Bill Clark (WVTC)	14.3	Wilbur Gregory (UCI)	7-0 $\frac{1}{2}$	Larry Flynn (UCR)
9:29.0	Hiede (Humb St)	14:40.6	Mike Jurkovich (FSU)	14.3	Jimmy Hampton (CSUN)	7-0	Michael Franz (CSULB)
9:31.0	Mike Garrett (CSUS)	14:41.6	Duane Waltmire (APC)	14.3	Tommie Lee White (AATC)	7-0	Carl Miles (CSULB)
9:31.4	David Bernstein (UCI)	14:42.9	Rick Lord (SDS)	14.4	Al Sanford (UCLA)	6-11	Don Weeks (CLC)
9:32.4	Brezila (CSULA)	14:43.6	Gerardo Conchola (UCSB)	14.4	Larry David (Oxy)	6-10 $\frac{1}{2}$	Hall (Oxy)
		14:43.6	Tom Edwards (UCSB)	14.4	Coppy Rillera (CSULA)	6-10	Owens (Jamul Toads)

HIGH JUMP

7-4 $\frac{1}{2}$	Dwight Stones (Desert Oasis)
7-4	Dave Haber (CSUH)
7-2	Underwood (Tobias)
7-2	Ron Livers (SJS)
7-1 $\frac{1}{2}$	John Meisler (UCLA)
7-1	Tom Woods (PCC)
7-0 $\frac{1}{2}$	Dave Friday (WVTC)
7-0 $\frac{1}{2}$	Larry Flynn (UCR)
7-0	Michael Franz (CSULB)
7-0	Carl Miles (CSULB)
6-11	Don Weeks (CLC)
6-10 $\frac{1}{2}$	Hall (Oxy)
6-10	Owens (Jamul Toads)
6-10	Tim Walker (USC)
6-10	Charles Boyd (UCLA)
6-10	John Lane (Cal)
6-10	Jerry Coleman (WVTC)
6-10	Keith Nelson (SJS)
6-10	Steve LaRusch (CSULB)
6-9	Cheperdax (Ambass)
6-9	Sid Tevis (CSUS)
6-9	Vic Churchill (CP-SLO)
6-9	Scott Young (SDS)
6-9	John Littleboy (Stanford)
6-8 $\frac{3}{4}$	Winston (un)
6-8 $\frac{3}{4}$	King (un)
6-8 $\frac{1}{2}$	Cuervo (Oxy)
6-8 $\frac{1}{2}$	Jeff Leach (FSU)
6-8 $\frac{1}{2}$	Rob Rodriguez (UCSB)
6-8 $\frac{1}{2}$	Bob Ridgeway (UCSB)

Three bears come home first. UC Berkeley standouts: (left to right) DAMON WOOD, ANDY CLIFFORD & GARY BLUME. photo by Keith Conning






5000 METER RUN

14:06.0	Terry Williams (Oregon)
14:10.9	Bob Thomas (un)
14:11.6	Brad Duffey (Cal)
14:11.8	Mark Spilsbury (Colo)
14:12.0	Tom Bryant (SMTC)
14:13.2	Gary Romesser (FPTC)
14:14.2	Eric Hulst (UCI)
14:14.2	Ralph Serna (UCI)
14:14.2	Steve Scott (UCI)
14:14.6	Thom Hunt (Ariz)
14:15.9	Dave Taylor (Oregon)
14:17.0	Vicken Simonian (UCLA)
14:17.6	Carey Simons (CSULA)
14:19.6	Jon Sutherland (SFVTC)
14:20.8	Anthony Reynoso (CP-SLO)
14:22.2	Ted Quintana (WVTC)
14:22.8	Don Moses (UCI)
14:23.0	Mike Garcia (UCR)
14:23.3	Jeff Parietti (Stanford)
14:24.2	Jon Armstrong (Pom-Pit)
14:24.4	Terry Cotton (Ariz)
14:25.6	Rudi Krause (CSULB)
14:27.2	Dan Gruber (SJS)



10,000 METER RUN

29:07.1	Terry Williams (Oregon)
29:46.0	Rich Langford (FSU)
29:46.1	Gary Tuttle (Tobias)
30:00.8	Duane Waltmire (APC)
30:02.9	Benton Hart (BYU)
30:04.6	George Aguirre (FSU)
30:07.6	Ted Quintana (CSUH)
30:09.2	Jon Sutherland (Club North.)
30:18.3	Don Moses (UCI)
30:18.6	Gordon Innes (Humb St)
30:23.0	Eric Hulst (UCI)
30:23.6	Gerry Garcia (Army)
30:25.8	Tony Ramirez (FSU)
30:40.4	David Haake (FSU)
30:43.0	Jim Warrick (CP-SLO)
30:43.6	Gary Romesser (FPTC)
30:53.8	Grover Prowell (FPTC)
30:54.0	Mike Van Horn (CSUS)
31:06.0	Felipe Frizueta (CSULA)
31:07.0	Jim White (CSUS)
31:12.0	Dan Esqueda (PLC)
31:21.9	Anthony Sandoval (un)
31:22.0	Tomas Rodriguez (CSULB)
31:25.3	Mark Dulaney (AIA)



400 METER INTERMEDIATES

49.66	Tom Andrews (USC)
49.8	Quentin Wheeler (Macc)
49.93	Sam Turner (CSULA)
50.32	Wes Williams (Macc)
50.35	Dedy Cooper (SJS)
50.4	James King (Macc)
50.46	Phil Mills (UCLA)
50.61	Rich Graybehl (USC)
50.94	Lynnsey Guerrero (un)
51.4	Taylor (un)
51.8	Mike Mince (FSU)
51.8	Ron Kennedy (Ariz)
51.8	Ron Whitney (Tobias)
51.9	Rhan Sheffield (SDS)
52.04	Mike Johnson (USC)
52.1	Bart Williams (CP-SLO)
52.2	Tom Shellworth (Stanford)
52.2	Swartzell (SFS)
52.2	Mike Bartlett (CP-SLO)
52.5	David Lizardi (SDS)
52.6	Dave Johnson (CSUN)

6-9	Sid Tevis (CSUS)
6-9	Vic Churchill (CP-SLO)
6-9	Scott Young (SDS)
6-9	John Littleboy (Stanford)
6-8 3/4	Winston (un)
6-8 3/4	King (un)
6-8 1/2	Cuervo (Oxy)
6-8 1/2	Jeff Leach (FSU)
6-8 1/2	Rob Rodriguez (UCSB)
6-8 1/4	Bob Ridgeway (UCSB)

LONG JUMP

26-9	James Lofton (Stanford)
26-2 1/2	Larry Doubly (USC)
25-10 1/2	Willie Banks (UCLA)
25-2	Greg Magee (CSULB)
25-1 1/2	Cecil Overstreet (Houston)
24-11	Stanford Brewer (CSULB)
24-9 3/4	Ralph Dangerfield (Cal)
24-8	Marion Anderson (WVTC)
24-3	Mike Marlow (WVTC)
24-1 1/2	Joe Silva (WVTC)
24-0 1/2	John Haynes (CSUN)
24-0	Ken Randall (SJS)
23-11 1/2	Lancaster (UCLA)
23-10 1/2	John LeGrande (CSUH)
23-10	Newman Osebor (Pt Loma)
23-9 1/4	Anthony Carter (Army)
23-8 3/4	Marvin Wamble (CSUH)
23-8 1/2	Don Finley (SJS)
23-8	John Turek (CSULA)
23-7 3/4	Jim Mitchell (UCI)
23-6 1/2	Greg Canfield (Cal)
23-6	Everett Forrest (UCR)
23-6	Ed Miller (CSU)
23-6	Faruk (All Amer)
23-5 1/2	William Sanchez (FSU)
23-3	Lonnie Carr (CP-Pom)
23-3	Gary Gomes (CSUH)





photo by Bill Leung, Jr.

JAVELIN

258-6	Bill Schmidt (PCC)
251-10	Carlos Omphroy (Tobias)
246-4	Joe Gould (Macc)
245-8	Frank Dejak (SJS)
243-9	Larry Stuart (Macc)
240-6	Tony Grant (un)
237-9	Roger Kibbee (CSUN)
236-10	Bruce Kennedy (PCC)
233-10	Paananen (USC)
232-7	Mike Packer (SDS)
227-7	Dennis Morley (FSU)
227-3	Mauricio Badales (UCI)
226-4	Kevin Schwall (UCD)
225-7	David Nugent (CP-Pom)
225-1	Jeff Russell (CP-Pom)
225-0	Marcel Keeling (CSULB)
223-9	Kevin McCarthy (UCSB)
220-11	Tobin (un)
220-9	Tim Bergstresser (Westmont)
219-1	Don Myles (CLC)
217-7	Mike Harriman (WVTC)
217-5	Tori Lewis (Cal)
216-11	Shawn Ward (CSULB)
216-4	Frisco Delaney (Biola)
216-0	Doug Cooper (Cal)
215-11	Carpenter (AIA)
215-5	Willy Robinson (FSU)
215-1	Bill Hibner (Cal)
214-10	Dave Dixon (UCSB)
213-1	Ricky Brown (Stanford)

HAMMER

219-0	Peter Farmer (Macc)
216-0	Peter Galle (Macc)
204-10	George Frenn (Macc)
204-8	Ed Arcaro (Macc)
204-4	Dave McKenzie (WVTC)
192-7	Mark Sawyer (CSUH)
189-8	Hal Connolly (Macc)
187-5	Alda Congi (SJS)
184-8	Ray Burton (Oregon)
184-2	Greg Blankenship (CSUH)
181-11	Joe Friski (SDS)
181-9	Dick Shelton (WVTC)
176-8	Coleman Kells (SJS)
177-2	Larry Schmal (UCI)
167-6	Dave Kennel (Chico)
167-6	Mike Miller (SJS)
165-11	Mark Mizuki
163-0	Tom Allison (CSUN)
161-6	Ken Edwins (CLC)
157-2	Kelven Gebbs (CSUN)
154-11	Tim Gaffney (APC)
154-3	Nick Catanesi (FSU)
153-3	Willie Lee (FSU)
150-8	Calvin Knapp (CSULA)
149-6	Scott Sema (CSB)
149-6	Mike McMahon (FSU)
148-0	Marty O'Toole (UCI)
142-0	Rick Brunner (CP-SLO)
139-4	Riek Paxton (CSULB)



photo by Bill Leung, Jr.

LARRY DOUBLEY: USC freshman long jumper with a season best 26-2¼.

- 181-11 Joe Friski (SDS)
- 181-9 Dick Shelton (WVTC)
- 176-8 Coleman Kells (SJS)
- 177-2 Larry Schmal (UCI)
- 167-6 Dave Kennel (Chico)
- 167-6 Mike Miller (SJS)
- 165-11 Mark Mizuki
- 163-0 Tom Allison (CSUN)
- 161-6 Ken Edwins (CLC)
- 157-2 Kelven Gebbs (CSUN)
- 154-11 Tim Gaffney (APC)
- 154-3 Nick Catanesi (FSU)
- 153-3 Willie Lee (SUH)
- 150-8 Calvin Krause (CSULA)
- 149-6 Scott Sema (CSB)
- 149-6 Mike McMahon (FSU)
- 148-0 Marty O'Toole (UCI)
- 142-0 Rick Brunner (CP-SLO)
- 139-4 Rick Paxton (CSULB)

ONE MILE RELAY

- 3:07.1 USC
- 3:09.2 Maccabi Union TC
- 3:09.6 UCLA
- 3:10.1' Cal State Long Beach
- 3:10.87 San Jose State
- 3:10.9 Stanford
- 3:10.96 Cal Poly San Luis Obispo
- 3:11.5 Cal State Fresno
- 3:11.5 Cal Berkeley
- 3:12.6 Cal State LA
- 3:13.4 San Diego State
- 3:13.8 Tobias Striders
- 3:14.5 Univ Calif Irvine
- 3:15.8 UC Riverside
- 3:16.6 West Vly TC
- 3:16.8 All American TC
- 3:17.7 UC Santa Barbara
- 3:18.0' San Francisco State
- 3:18.3 Cal State Bkfld
- 3:18.3' Cal State Northridge
- 3:18.9' Cal State Hayward

400 METER RELAY

- 39.29 UCLA
- 39.37 USC
- 39.38 Tobias Striders
- 39.67 Maccabi TC
- 39.78 Cal Berkeley
- 39.8 Stanford
- 39.9 San Jose State
- 40.2' Cal State Fresno
- 40.4' San Diego State
- 40.5 Bay Area Striders
- 40.6 Cal State Hayward
- 40.7 Cal State Long Beach
- 40.7 Cal State LA
- 40.8 Cal Poly San Luis Obispo
- 41.2' Cal Poly Pomona
- 41.4 UC Irvine
- 41.4 UC Riverside
- 41.4 All American TC
- 41.5 Cal State Northridge
- 41.7 Cal Lutheran
- 41.9 Westmont
- 42.0' Occidental
- 42.4 Cal State Bkfld
- 42.4 UC Santa Barbara

POLE VAULT

- 18-2½ Mike Tully (UCLA)
- 18-2 Don Baird (CSULB)
- 17-6 Greg Woepse (SJS)
- 17-5½ Tom DiStanislao (USC)
- 17-1 Mike Sabatino (UCI)
- 17-1 Steve Hardison (AIA)
- 17-0 Bob Pullard (Macc)
- 16-8 Darryl Robinson (CSUH)
- 16-7 Cliff Schnedar (Pt Loma)
- 16-6 Jim Knaub (CSULB)
- 16-6 Larry Hintz (Cal)
- 16-6 Doug Bockmiller (SJS)
- 16-6 Dan Ripley (PCC)
- 16-4 Mark Lizotte (SDS)
- 16-3 Jim Williams (BAS)
- 16-3 Steve Lawry (CSULB)
- 16-2 Bob Olsen (CSUH)
- 16-1½ Don Davis (UCSB)

- 60-3 Niedhart (un)
- 59-6 Bob Feuerbach (SJS)
- 58-4½ Jean Beudry (SDS)
- 58-2 ¾ John McKenzie (USC)
- 58-1 Dave Kurrasch (un)
- 57-3 Bob Gummerson (SJS)
- 57-1 Paul Santiago (Cal)
- 56-7½ Steve Montgomery (USC)
- 56-0 ¾ Marcus Gordien (CP-Pom)
- 55-9½ Joe Tosti (UCLA)
- 55-2 Steve Brown (CSULB)
- 55-1 Scott Overton (Cal)
- 55-1 Ira Gorbet (CSUS)
- 54-5 Lou Iacopetti (CSUN)
- 54-5 Lonnie Carr (CP-Pom)
- 54-2½ Glenn Klein (UCI)
- 54-0½ Matt McNaughton (FSU)
- 53-9 Lonnie Sizemore (UCSB)
- 53-2½ Mark Doll (WVTC)
- 53-0 Rick Paxton (CSULB)

- 187-11 Paul Santiago (Cal)
- 185-8 Steve Brown (CSULB)
- 178-0 Bill Harvey (UCLA)
- 175-7 Sam Alexander (SDS)
- 174-3 Scott Endler (FSU)
- 173-8 Ron Engle (CSULB)
- 172-11 Baughman (Houston)
- 172-3 Bob Feuerbach (SJS)

TRIPLE JUMP

- 55-2 ¾ Willie Banks (UCLA)
- 55-2 Milan Tiff (Tobias)
- 54-4½ Ron Livers (SJS)
- 54-1 Rayfield Dupree (un)
- 53-10 ¾ James Butts (Tobias)
- 53-2½ Greg Magee (CSULB)
- 52-9 Caldwell (USC)
- 52-8½ Mike Marlow (WVTC)
- 52-3½ Tom Cochee (Tobias)
- 51-10½ Fred Asser (USC)
- 51-10½ Freeman (un)
- 51-7½ Dan Jackson (USC)
- 51-7 John Haynes (CSUN)
- 50-11 John LeGrande (CSUH)
- 50-9 ¾ Ehricke Scott (CSULB)
- 50-7½ Steve Rim (OSU)
- 50-2 Maurice Valentine (CSULB)
- 50-1 McCarthy (UCLA)
- 49-11 ¾ Mike Dobbins (Cal)
- 49-11 Taylor (un)
- 49-8½ Dan Williams (Oxy)
- 49-5 ¾ Mark Thorp (Cal)
- 49-5½ Steve Smith (CP-Pom)
- 49-1½ Andre Jackson (CSB)

DISCUS

- 218-4 Mac Wilkins (PCC)
- 218-3 Ken Stadel (SJS)
- 218-0 John Powell (un)
- 213-4 Mike Weeks (SJS)
- 213-1 McGoldrick (Macc)
- 200-1 Scott Overton (Cal)
- 198-6 Ralph Frugylietti (USC)
- 195-2 Darrel Elder (USC)
- 194-6 Larry Kennedy (SJS)
- 193-9 Gardner (Macc)
- 193-7 Plucknett (BAS)
- 192-0 Colin Sutherland (CSULA)
- 190-2 Ray Burton (Oregon)
- 189-8 Marcus Gordien (CP-Pom)
- 189-3 Brian Oldfield (un)

SHOT PUT

- 67-9½ Al Feuerbach (PCC)
- 65-10½ Mac Wilkins (PCC)
- 65-6½ Peter Schmock (Tobias)
- 65-5½ Brian Oldfield (un)
- 65-5½ Ron Semkiw (SJS)
- 65-3½ Terry Albritton (Stanford)
- 65-2 Sam Walker (un)
- 64-8½ Mike Weeks (SJS)
- 62-7 Richard Marks (WVTC)
- 62-3½ Mike Budincich (Tobias)
- 61-3½ Ralph Frugylietti (USC)
- 61-1 ¾ Pagel (Macc)

California's Top Marathoners 1977

compiled by CREGG WEINMANN

send all marathon additions, corrections and results to:
California Track News, 1717 S. Chestnut, Fresno, CA 93702.

men

1)	Brian Maxwell (Nike TC)	Trail's End-1st	2:14:43
2)	Kirk Pfeffer (Jamul Toads)	20 Mission Bay-1st	2:16:03
3)	Ron Wayne (West Vly TC)	Trail's End-3rd	2:17:59
4)	Dave Harper (Jamul Toads)	24 Mission Bay-2nd	2:18:19
5)	Ed Schelegle (Aggie RC)	23 West Valley-1st	2:18:44
6)	Dale Fleet (Jamul Toads)	23 Mission Bay--3rd	2:20:40
7)	Ron Kurrle (San Fernando Vly TC)	28 World Mstrs-1st	2:21:42
8)	Ed Cadena (San Luis Distance Club)	29 West Vly-2nd	2:21:54
9)	Gary Goettlemann (West Vly TC)	33 West Vly-3rd	2:22:24
10)	Mike Niemiec (West Vly TC)	26 West Valley-4th	2:22:54
	Chris Berka		2:22:54
12)	Dave Frickle (San Fern Vly TC)	22 World Masters-2nd	2:23:34
13)	2) Kurrle	Mission Bay-4th	2:23:40
14)	Tom O'Neil (Buffalo Chips)	17 West Valley-5th	2:24:32
15)	Fritz Watson (West Vly TC)	31 West Valley-6th	2:24:45
16)	Matt Yeo (22)	West Valley-7th	2:26:16
17)	Rory Trup (Jamul Toads)	23 Mission Bay-5th	2:26:30
18)	Charles Hattersly (Jamul Toads)	20 Mission Bay-6th	2:26:39
19)	Vicken Simonian (UCLA)	20 World Masters-3rd	2:27:34
20)	Wayne Akiyama (San Diego TC)	24 Mission Bay-7th	2:27:39
21)	Jim Hurley (San Luis Dist Club)	20 World Masters-4	2:27:51
	Ken Moffitt (Aztlan TC)	24 Mission Bay-8th	2:27:51
23)	2) Goettelmann	Mission Bay-9th	2:27:53
24)	Dave White	World Masters-5th	2:28:07
25)	Jan Sershen (Excelsior TC)	29 West Valley-8th	2:28:35
26)	Gary Walton (35)	Mission Bay-10th	2:28:55
27)	Paul Thompson (Stanford Hospital)	29 P. Masson-1st	2:29:13
28)	Jim B... (West Vly TC)	27 West Valley-9th	2:29:16
29)	2) Moffitt	L.A. Marathon-1st	2:29:38
30)	John Sargenti (25)	Mission Bay-11th	2:29:52
31)	Terry Ziegler (26)	World Masters-6th	2:29:53
32)	Todd Ferguson (Athletes in Action)	33 World Mstr-7	2:30:02
33)	Luis Arreola (San Luis Dist Club)	19 World Mstrs-8th	2:30:15
34)	Paul O'Neil (19)	Mission Bay-12th	2:30:30
35)	Louis... (Fresno TC)	20 Mission Bay-13th	2:30:51
36)	John K... (Claremont TC)	21 Mission Bay-14th	2:31:09
37)	Randy Lane (19)	Mission Bay-15th	2:31:23
38)	Jean Ellis	Los Alamitos-1st	2:31:44
39)	Kaj Johansen (San Diego TC)	31 Mission Bay-18th	2:31:55
40)	Randy Prine (Jamul Toads)	19 Mission Bay-19th	2:32:49
41)	Kevin Heaton (San Diego TC)	23 Mission Bay-20th	2:32:54



photo by Diane Johnson

women

1)	Miki Gorman (San Fernando Vly TC)	2:48:44	
2)	Vickie Bray	2:53:14	
3)	Judy Leydig (West Valley TC)	25 West Valley-1st	2:53:49
4)	Tena Anex (Aggie RC)	20 Mission Bay-1st	2:56:22
5)	Benny DeMann (22)		2:58:52

21)	Jim Hurley (San Luis Dist Club) 20 World Masters-1st	2:27:51
	Ken Moffitt (Azatlan TC) 24 Mission Bay-8th	2:27:51
23)	2) Goettelmann Mission Bay-9th	2:27:53
24)	Dave White World Masters-5th	2:28:07
25)	Jan Sershen (Excelsior TC) 29 West Valley-8th	2:28:35
26)	Gary Walton (35) Mission Bay-10th	2:28:55
27)	Paul Thompson (Stanford Hospital) 29 P. Masson-1st	2:29:13
28)	Jim Boe (West Vly TC) 27 West Valley-9th	2:29:16
29)	2) Moffitt L.A. Marathon-1st	2:29:38
30)	John Sargent (25) Mission Bay-11th	2:29:52
31)	Terry Ziegler (26) World Masters-6th	2:29:53
32)	Todd Ferguson (Athletes in Action) 33 World Mstr-7	2:30:02
33)	Luis Arreola (San Luis Dist Club) 19 World Mstrs-8th	2:30:15
34)	Paul O'Neil (19) Mission Bay-12th	2:30:30
35)	Louis Peco (Fresno TC) 20 Mission Bay-13th	2:30:51
36)	John K. Nelson (Claremont TC) 21 Mission Bay-14th	2:31:09
37)	Randy Lane (19) Mission Bay-15th	2:31:23
38)	Jean Ellis Los Alamitos-1st	2:31:44
39)	Kaj Johansen (San Diego TC) 31 Mission Bay-18th	2:31:55
40)	Randy Prine (Jamul Toads) 19 Mission Bay-19th	2:32:49
41)	Kevin Heaton (San Diego TC) 23 Mission Bay-20th	2:32:54
42)	Randy White (Shafter H.S.) 17 Mission Bay-21st	2:32:55
43)	Allen Rude (Bakersfield TC) Bakersfield-1st	2:32:58
44)	Lynn Mentzer (West Vly TC) 17 West Valley-10th	2:33:00
45)	John Brennand (Santa Barbara AA) 41 Mission Bay-22nd	2:33:07
46)	Barry Glennan (Santa Barb Dist) 20 Mission Bay-23rd	2:33:09
47)	Carlos Alfaro (Azatlan TC) L.A. Marathon-2nd	2:33:21
48)	Felipe Brizuela (Azatlan TC) 22 World Masters-10th	2:33:34
49)	Robert Darling (Excelsior TC) 27 West Valley-11th	2:33:35
50)	Brian Williams (San Diego TC) 21 Mission Bay-24th	2:33:51
51)	Lynn Weitz (Biola College) 20 Mission Bay-25th	2:34:14
52)	Mike Conroy (Excelsior TC) 32 West Valley-12th	2:34:25
53)	Dan Esqueda (Pt. Loma College) 21 Mission Bay-26th	2:34:47
54)	John Horbeck (31) World Masters-11th	2:35:02
55)	Wally Buckingham (Jamul Toads) 24 Mission Bay-27th	2:35:29
56)	Joe McDevitt Paul Masson-2nd	2:35:32
57)	Jack Leydig (West Vly TC) 33 West Valley-13th	2:35:38
58)	Dennis Dillie (25) Mission Bay-28th	2:35:41
59)	Jim O'Neil (San Fran Olympic Club) 51 West Vly-14th	2:35:48
60)	2) Leydig Paul Masson-3rd	2:35:52
61)	Steve Palladino (20) West Valley-15th	2:36:01
62)	Joe Burgasser (Seniors TC) L.A. Marathon-3rd	2:36:08
63)	Frank Boezanich (32) Hidden Valley-1st	2:36:17
	Andrew Levinson (Seniors TC) 28 World Masters-12th	2:36:17
65)	Gzerwony Kaprys (Aggie RC) 20 Mission Bay-31st	2:36:18
66)	Rod Jenkins (Fresno Pacific TC) 20 Mission Bay-32nd	2:36:32
67)	John Pagliano (Golden West AA) 37 World Masters-13th	2:36:43
68)	Richard Mead (Fresno Pacific TC) 20 Mission Bay-33	2:36:55
	Stewart Boden (RRR) L.A. Marathon-4th	2:36:55
70)	Tim Valey (San Diego TC) 16 Mission Bay-34th	2:36:58
71)	Dennis Stansuk (San Fern Vly TC) L.A. Marathon-5th	2:36:59
72)	2) Dillie West Valley-16th	2:37:22
73)	John Rudberg (Seniors TC) 42 World Masters-14th	2:37:24
74)	David Askew (Azatlan TC) 22 World Masters-15th	2:37:31
75)	Bob Mackel (San Diego TC) 34 Mission Bay-35th	2:37:39
76)	Mario Hidalgo (Occidental College) 18 World Mstr-17	2:38:07
77)	Pete Gaul (Buffalo Chips) 17 West Valley-17th	2:38:18
78)	Marv Rowley (CCAC) L.A. Marathon-6th	2:38:30
79)	Jim Hopkins (Fresno Pacific TC) 21 Mission Bay-36th	2:38:32
80)	Jon Higley (West Vly TC) 23 Mission Bay-37th	2:38:34
81)	John Rupp (Seniors TC) 30 Mission Bay-38th	2:38:43
82)	Roger Bryan (40) West Valley-18th	2:38:50
83)	Ron Medel Trail's End-56th	2:38:59
84)	Bart Coventry (Seniors TC) 36 World Masters-18th	2:39:09
85)	Doug Butt (West Vly TC) 31 West Valley-19th	2:39:11
86)	Jack Case Porterville-1st	2:39:18
87)	Robert Lenvill (34) Mission Bay-40th	2:39:20
88)	2) Rupp Bakersfield Marathon-2nd	2:39:30
89)	Michael Duncan (West Vly TC) 27 West Valley-20th	2:39:41
90)	Keith Stripsky (28) Mission Bay-41st	2:39:55

women

1)	Miki Gorman (San Fernando Vly TC)	2:48:44
2)	Vickie Bray	2:53:14
3)	Judy Leydig (West Valley TC) 25 West Valley-1st	2:53:49
4)	Tena Anex (Aggie RC) 20 Mission Bay-1st	2:56:22
5)	Penny DeMoss (27)	2:57:57
6)	Judy Milke (27)	2:59:12
7)	2) DeMoss Paul Masson-1st	2:59:14
8)	Susan Peterson (32) World Masters-1st	2:59:43
9)	Marie Albert (Rialto Road Runners) 18 World Mstr-2nd	3:00:01
10)	Nicki Hobson (San Diego TC) 45 Mission Bay-2nd	3:00:38
11)	2) Milke Mission Bay-3rd	3:01:35
12)	3) Milke L.A. Marathon 1st	3:02:34
13)	3) DeMoss Trail's End	3:02:35
14)	2) Peterson	3:05:08
15)	Jeanie Jones (West Valley TC) 41 West Valley-2nd	3:07:00
16)	3) Peterson Mission Bay-4th	3:08:02
17)	Pam Firestone (17) Mission Bay-5th	3:09:05
18)	Pam East (28) West Valley-3rd	3:11:07
19)	2) Jones	3:12:12
20)	4) Peterson L.A. Marathon-2nd	3:12:21
21)	Marijana Meric (Bakersfield TC) 18 Mission Bay-6th	3:14:26
22)	Eileen Burger (Aggie RC) 21 Mission Bay-7th	3:16:13
23)	Kathy Martin (Seniors TC) L.A. Marathon-3rd	3:16:46
24)	Margaret Miller (Seniors TC) 50 Mission Bay-8th	3:18:48
25)	Kathy Rankin	3:19:49
26)	Jennifer Weiss (24) Mission Bay-10th	3:22:21
27)	Paulette Halel (Long Beach TC) 22 Mission Bay-11th	3:22:54
28)	Susan Craig (21) West Valley-4th	3:24:16
29)	Marti McCracken (17) Mission Bay-12th	3:25:27
30)	Caron Schaumberg (35) West Valley-5th	3:25:37
31)	Sharon Hettig (Culver City AC) 34 Mission Bay-13	3:26:43
32)	Laurel Dean (San Diego TC) 24 Mission Bay-14th	3:27:00
33)	Ellen Clark (West Vly TC) 29 West Valley-6th	3:27:23
34)	Natalie Lewis (Santa Monica College) 44 Miss Bay-15	3:27:35
35)	Pat Whittingslow (Pamakids) 36 West Valley-7th	3:28:09
36)	Dalana Pursel (23) Mission Bay-16th	3:28:41
37)	Barbara Pike (35) West Valley-8th	3:29:33
38)	Martha Cooksey (22) Mission Bay-17th	3:30:25
39)	Karen Gallagher Bakersfield-1st	3:31:28
40)	Kip Gontang (San Diego TC) 28 Mission Bay-18th	3:31:38
41)	Brenda Villanuevo Bakersfield-2nd	3:31:54
42)	Barbara Carlson (42) West Valley-9th	3:32:18
43)	Elaine Miller (Pamakids) 30 West Valley-10th	3:33:43
44)	Frances Sackerman (47) West Valley-11th	3:33:50
45)	Yvette Irons (15) Mission Bay-19th	3:35:00
46)	Carol Cartwright (San Fern Vly TC) 48 Miss Bay-20	3:35:03
47)	Christina Law (35) Mission Bay-21st	3:35:10
48)	Eva Hovmand (29) West Valley-12th	3:35:42
49)	2) Marie Albert	3:35:59
50)	Letha Hablyn (35) West Valley-13th	3:36:22
51)	Florence Squires (San Diego TC) 37 Mission Bay-22	3:37:05
52)	Bonny Lawrence (32) Mission Bay-23	3:37:43
53)	Sofia Nunez (23) Mission Bay-24	3:39:44

TRAINING & TECHNIQUE

FLEXIBILITY TRAINING

by VERN GAMBETTA

by GORD STEWART

Gord Stewart is the former Canadian record holder in the decathlon. He has competed internationally in the Pan American Games and World University Games. He is presently running a fitness program for the B.C. Ministry of Health in Victoria, B.C.

VALUE OF FLEXIBILITY WORK

Flexibility training is an integral part of a successful training program. Flexibility exercises greatly assist the athlete in the following three areas: 1) in preparation for training sessions, 2) in prevention of injuries and 3) in technique, development and improvement.

PREPARATION

The body must be adequately "warmed up" or prepared before pursuing specific speed, strength or technique training. A series of flexibility exercises for all the major muscle groups and joint regions along with a slow warm-up run and short acceleration runs should accomplish this.

These activities will increase body temperature, heart rate and circulation. Training activities should then be achieved with greater ease and efficiency

region allows for more efficient hurdle clearance. Hip, knee and ankle flexibility, providing more extension in the running stride, enhance stride length. This last factor has obvious advantages in both speed and endurance running events.

FACTORS AFFECTING FLEXIBILITY

Two major factors affect the degree of flexibility or range of movement in a joint region: lubrication in the joint and elasticity of muscle tissue near the joint are both important.

A series of slow stretching exercises, stressing the joints forces synovial fluid between the joint surfaces providing more complete lubrication. This permits either faster movement or movement through a wider range. (this factor should assist technique improvement.)

Elasticity of muscle tissue near the joint is crucial (i.e. flexion at the hip, which is important in hurdling, is largely determined by the elasticity of the hamstring muscles and muscles in the lower back). Individual muscle fibres (which are grouped into bundles and surrounded by connective tissue to make up a muscle) have no ability to stretch. Similarly, tendons and ligaments have little elasticity. Increased range of movement must come from making the connective tissue more pliable. A certain amount of flexibility work must be carried out

muscle groups as they are stretched beyond the point to which they are accustomed. Don't overstretch!

Stretch and Relax Exercises should be done slowly and smoothly

They will then achieve the same objectives as the more static (or yoga-like) exercises. Exercises done too quickly become ballistic-like with the attendant dangers mentioned above.

Don't rush


Do the exercises s-l-o-w-l-y. No breath holding; exhale on effort.



Continued next issue: In your next California Track News, Vern will continue with Gord Stewart's discussion of flexibility training by presenting specific exercises for particular muscle groups.


The above article and that to follow are excerpts from Decathlon Training by Vern Gambetta, L.K. Publications, late 1977.

photo by Diane Johnson



by CREGG WEINMANN

Kevin



PREPARATION

The body must be adequately "warmed up" or prepared before pursuing specific speed, strength or technique training. A series of flexibility exercises for all the major muscle groups and joint regions along with a slow warm run and short acceleration runs should accomplish this.

These activities will increase body temperature, heart rate and circulation. Training activities should then be achieved with greater ease and efficiency and less residual stiffness and soreness.

INJURY PREVENTION

Injury prevention is perhaps the most important benefit of regular flexibility training. The athlete who stays healthy and trains regularly has a big advantage over the one whose training is sporadic and injury-filled.

Injuries occur when muscles are stretched well beyond the length to which they are accustomed. Muscle tears or strains take time to heal and often both training and competition must be limited or curtailed to allow sufficient recovery. Flexibility training designed to increase and maintain a wide range of movement in all joint regions and muscle groups should be time well spent.

TECHNIQUE IMPROVEMENT

When technique reaches a certain stage of development improvement can occur through improved physical characteristics (i.e. strength, speed or flexibility). Technique can improve if one or all of these factors improve. Exceptional extensibility of the muscles in the lower back aid clearance in back layout high jumping. Shoulder and elbow flexibility provide a larger effective pulling range in the javelin. Flexibility in the hip

faster movement or movement through a wider range. (this factor should assist technique improvement.)

Elasticity of muscle tissue near the joint is crucial (i.e. flexion at the hip, which is important in hurdling, is determined by the elasticity of the hamstring muscles and muscles in the lower back). Individual muscle fibres (which are grouped into bundles and surrounded by connective tissue to make up a muscle) have no ability to stretch. Similarly, tendons and ligaments have little elasticity. Increased range of movement must come from making the connective tissue more pliable. A certain amount of flexibility work must be carried out merely to maintain a given range of movement. Restriction of movement is a progressive process and connective tissue tends to shorten if it is not taken through its full range. (Increasing the elasticity of connective tissue is the factor involved in prevention of muscle tears and strains.)

FLEXIBILITY PRINCIPLES


A number of important principles should be kept in mind in order that the flexibility program achieves the desired objectives.

Ballistic Exercises should be avoided:

These exercises are characterized by bouncing and jerking movements. In the short run they can actually cause a decrease in flexibility. In addition, they run the risk of causing not preventing injury. (Pain is the built in mechanism to indicate overstretching. Fast movements may not allow pain to be felt quickly enough to terminate the movement in time to prevent damage.)

Static (no movement) Exercises at the end of range are recommended

The "hold" will gradually impart the elasticity that is needed to accomplish even more extreme positions. Gentle movement in the end position is acceptable. This might cause slight pain in



by CREGG WEINMANN

Kevin Burkin



KEVIN BURKIN: Los Angeles Valley College, Freshman. 19 years old. 5 feet 10 $\frac{3}{4}$ inches tall, 137 pounds. Born March 9, 1958, in Oak Park, Illinois. Also competed for Burbank High School.

Best Marks: 880- 1:55.9(76); One Mile- 4:13.6(76); Two Mile- 9:02.0(76). Coached by Mark Covert.

According to Coach Mark Covert, Kevin Burkin is so far the second top distance runner he has coached. The other being Bob Thomas, while at Glendale College. Covert feels that Burkin is very talented and shows tremendous potential for the future, and should be down to the 8:45-8:50 range for two miles, and 13:40-13:45 range for three miles very soon.

Kevin runs all distances, with no particular preference, except only racing about once per week. His usual racing strategy is to "start hard, run like hell." He peaks once per season, tapering off on his mileage the week of important competitions. Training rules include 7 $\frac{1}{2}$ to 8 hours of sleep each night, also "VERY IMPORTANT: drink lots of coke and Dr. Pepper."

This season Kevin has an eye on making the US Junior Track Team,

and longer range goals include going to a major 4 year school, finishing his health major, being on a National Championship team, and possibly going on to coach.


Kevin's participation in track stems from his eagerness to compete, which he plans to do "forever." Kevin credits Coach Covert with helping "with my running more than anyone with his philosophies on running."

Of his workouts Covert says, "He is very coachable, doing everything asked of him, and he firmly believes in the program, logging about 120 miles each week, with two days of intervals. He runs year round seven days a week."

Typical week's workouts(during March): **SUNDAY-** (am): 18 mile run at 6:10 pace; (pm): easy run- 6 miles. **MONDAY-** (am): 7 miles at 6:30; (pm): 8 mile fartlek. **TUESDAY-** (am): 9 miles at 6:30 pace; (pm): 10 miles hard at 5:10 pace. **WEDNESDAY-** (am): 9 miles at 6:30 pace; (pm): 10 mile fartlek. **THURSDAY-** (am): 8 miles at 6:30 pace; (pm): 10 miles in tough hills. **FRIDAY-** 5 miles with striding; (pm): 1500 meter race at 3:59. **SATURDAY-** (am): 6 miles with striding; (pm): 10 miles at 5:45 pace.

Schedule

- | | | |
|-----|----|--|
| MAY | 3 | U.S.T.F.F. National Championships. <i>Wichita, Kansas. Two days.</i> |
| 12 | 3 | Far Western Conference Championships. <i>College meet @Chico State. Two days.</i> |
| 12 | 4 | C.C.A.A. League Championships. <i>College meet @ Cal State Northridge. Three days.</i> |
| 13 | 4 | N.A.I.A. District 3 Championships. <i>College meet @ University of Redlands. Two days.</i> |
| 13 | 4 | P.C.A.A. League Championships. <i>College meet at U.C. Santa Barbara. Two days.</i> |
| 14 | 4 | Grandfather Games. <i>Masters meet @ L.A. Valley College. George Ker, 16750 Index St., Granada Hills 91344.</i> |
| 15 | 5 | Bay to Breakers Cross City Run. <i>San Francisco, 7.6 mile. Entries closed April 28.</i> |
| 19 | 10 | A.I.A.W National Championships. <i>College women @ UCLA. Three days. (213) 825-3275.</i> |
| 20 | 11 | Northern Cal J.C. Championships. <i>Diablo Valley College. 5:00 pm.</i> |
| 21 | 11 | Two Man 8 Mile Relay. <i>Roeding Park, Fresno. Art Meyer, 3848 N. Thorne, Apt. E, Fresno 93704.</i> |
| 21 | 11 | Armed Forces Day 5 Mile Run. <i>Captain Adams, Commander, Sharpe Army Depot, Lathrop 95331.</i> |
| 21 | 12 | California Relays. <i>Invitational @ Modesto. Tom Moore (209) 524-3116.</i> |
| 21 | 12 | Southern Cal J.C. Championships. <i>Citrus College. 1:00 pm.</i> |
| 21 | 13 | Striders Relays. <i>Masters meet @ Cal Poly Pomona.</i> |
| 21 | 18 | Moonstone Drive Four Mile. <i>Cambria State Park. Mike Barnes, Box 2414, Harmony 93435.</i> |
| 22 | 19 | Golden Gate Charity Race. <i>6 Mile. Plastic Surgery Consultation Service, 1801 Bush St., San Francisco 94109.</i> |
| 26 | 19 | N.C.A.A. Division 2 Championships. <i>Fargo, North Dakota. Two days.</i> |
| 26 | 19 | N.A.I.A. National Championships. <i>Arkadelphia, Arkansas. Three days.</i> |



by CREGG WEINMANN

Linda Goen



LINDA GOEN: North High School, Bakersfield, sophomore. 5 feet, 2 inches tall; 87 pounds. Born June 30, 1961 in Bakersfield. Also competed for Morris Elementary School.

Linda has always enjoyed her involvement in the sport, and says, "My dad was good in track and I was encouraged by him I have

- 21 **Modesto. Tom Moore (209) 524-3116.**
Southern Cal J.C. Championships.
Citrus College 1:00 pm.
- 21 **Striders Run. Masters meet @ Cal**
Poly Pomona.
- 21 **Moonstone Drive Four Mile.** Cambria
State Park. Mike Barnes, Box 2414,
Harmony 93435.
- 22 **Golden Gate Charity Race. 6 Mile.**
Plastic Surgery Consultation Service,
1801 Bush St., San Francisco 94109.
- 26 **N.C.A.A. Division 2 Championships.**
Fargo, North Dakota. Two days.
- 26 **N.A.I.A. National Championships.**
Arkadelphia, Arkansas. Three days.
- 26 **N.C.A.A. Division 3 Championships.**
Grand Rapids, Michigan. Three days.
- 26 **S.P.A.A.U. District Championship.**
Los Angeles area - site not determined.
- 28 **Lake Redding Run. 7.62 miles.** Len
Edholm, PO Box 1180, Redding
96001.
- 28 **Nor Cal 10 Miler.** Also in Redding.
Same contact as above.
- 28 **J.C. State Championships.** Bakersf
ield Memorial Stadium. 5:00 pm.
- 28 **Don Palmer Memorial Meet.** Masters
meet at UC Irvine.
- 29 **Black Mountain Distance Run. 10**
miles near Coalinga. Jon Wegener,
1717 S. Chestnut Ave., Fresno 9370 2.
- 29 **TRAC 6 Mile Race.** Hellyer Park, San
Jose. Ray Smith, 6370 Cottonwood
St., San Jose 95129.
- 29 **P.A.A.A.U. One Hour Run Champ-**
ionship. San Francisco State. Frank
Donahue, 1482 - 9th. Ave. No. 4,
San Francisco, 94122.
- 29 **P.A.A.A.U. Track Championships.**
Diablo Valley College. Henry Patton,
151 Manor Dr., San Carlos 94025.

JUNE

- 2 **N.C.A.A. Division 1 Championships.**
Champaign, Illinois. Three days.
- 3 **State J.C. Decathlon Championships.**
Hancock College in Santa Maria. Two
Days.

- 13 **Woodminster Run. 9.25 mile.** Joaquin
Miller Park, Oakland. Charles Mc-
Mahon, 154 Grover Ln., Walnut
Creek 94596.
- 18 **Jr. Women A.A.U. National Champ-**
ionships. @ UCLA. Will Kern, LA
Times, Los Angeles 90053. Two day.
- 18 **AAU Two Hour Run & RRC 25 Kilo**
Postal. San Luis Obispo High School.
Stan Rosenfield, Box 1134, San Luis
Obispo 93406.
- 19 **Father's Day Run. 6 mile, downtown**
Fresno. Bob Fries, 1501 E. Browning,
Fresno 93703.
- 19 **Chestnut Branch, Childrens Hospital**
Charity Run. 6.95 miles, in Castro
Valley. Dennis Tracy, 27910 Edge-
Cliff Way, Hayward 94542.
- 25 **Bakersfield One Hour Run.** Larry
Arnt, 5000 Belle Terrace No. 72,
Bakersfield 93309.
- 25 **Lompoc Flower Festival. 6 mile**
invitational & other open races. Joe
Sciame, Track Coach, Lmpoc HS,
Lompoc 93436. Two days.
- 25 **Senior Olympics. Masters meet @**
UC Irvine. Conference Coordin-
ator, Room 255, Adminis. Bldg.,
UCI, Irvine 92717. Attn: Katie Heap.
- 26 **Holy City Summit Run. 9.08 miles.**
Between San Jose & Santa Cruz. Ken
Napier, 1612 Bearden Dr., Los Gatos
95030.

JULY

- 2 **Excelsior Beach Run. 6.25 miles.**
Frank Donahue, 1482 - 9th. Ave.,
No. 4, San Francisco 94122.
- 2 **Fresno Bunion Derby. @ CSUF.**
Three mile. Larry Lung, 784 Jana
Way, Hanford, 93230.

LINDA GOEN: North High School,
Bakersfield, sophomore. 5 feet, 2 inches tall;
87 pounds. Born June 30, 1961 in Bakersfield.
Also competed for Norris Elementary & Junior
High School.

Best Marks: 440- 56.4r(77); 880- 2:09.3
(dual meet)(77), 2:10.2 National Record(77);
One Mile- 4:49.5r(77), 4:54.7(77); Two Mile-
10:57.7(77). Coached by Stan Ingram and
Gary Kuster.

Linda Goen has had more honors best-
owed on her than most runners receive during
their running careers, and she is only a sopho-
more in high school. She was the top female
runner in both cross country and track, fresh-
man and sophomore runner of the year 1975-
1976, 1976 CIF Central Section cross country
champion, 1976 California and Arizona cross
country champion, Third at National AAU
age-group cross country championships in
1976, 880 and mile champ at both the Arcadia
and San Jose Invitationals, second at the 1977
Sunkist Indoor Games in 2:14.4 (same time as
the winner). Linda also placed fourth in the
880 as a freshman at the 1976 high school
state track meet.

Linda is expected to improve greatly from
her '76 state meet showing, but right now she
has little time to think about it. In addition to
her running her favorite event, the 880, each
week she is often called upon to run three or
four other races. An example of her perfor-
mance in one dual meet (4/28/77) Linda ran
to win, the two mile(10:57.7), the mile(5:11.5)
and the 880(2:15.0), she also worried the
winning mile relay team by cutting their 80
yard lead down to 30 yards.

Needless to say her competition strategy
is 'run to win,' which she does consistently,
regardless of the competition. With the work
load Linda does, peaking seems unnecessary
since when she srops down to only the 880 and
mile it will seem much easier. She hopes to
win both the 880 and mile at the state meet
this year, and also hold the interscholastic
record in both events. As a longer range goal,
Linda has her eye on the Moscow Olympics
three years from now.

Linda has always enjoyed her involvement
in the sport, and syas, "My dad was good in
track and I was encouraged by him I have
a great coach who has inspired me." She plans
to compete as long as interested, and physically
able.

North High has two more years for
Linda, and as of now she is undecided where
she'll go to school after that.

Typical weekly practice schedule: MON-
DAY- overdistance 6 to 8 miles on hilly pave-
ment. TUESDAY- interval training, total dis-
tance 3 to 6 times race distance. WEDNESDAY
Pace work, using various percentages of race
distances and running repeats at race pace.
THURSDAY- considerable taper-off, empha-
sizing loosening up with some fartlek and sprints.
FRIDAY- competition(several races). SATUR-
DAY- One hour run at 7:30 -8:00 minutes
per mile pace. SUNDAY- speed work with
220's, 440's and 660's.

Coach Stan Ingram takes little credit for
Linda's success, saying "There is nothing
special done, as you can see by her workouts.
It's nothing any other coach wouldn't have her
doing . . . her success is very basic and found
in only a select few." Coach goes on to list
those basic ingredients found in Linda: 1-
exceptional parents, who are "Keenly inter-
ested" in their family(Linda has two older
sisters who are A-1 in their won right). 2-
Linda posses those unique qualities of most
outstanding athletes such as: A. fiercely com-
petitive(hates to lose), B. total dedication
(willing sacrifices when a choice is to be made
between training and something else she'd
like to do), C. highly coachable- confidence
in coach. D. intelligent, E. not necessarily
a trait of all outstanding athletes, but impor-
tant to her is her faith in God. She is very
humble and has accepted her success with
admirable moderation, F. unassuming- takes
nothing for granted, G. high standards set
for self. Within this framework, it is an
almost inimitable "drive" within her that
motivates her toward those goals she has
for herself in track.

CALIFORNIA'S TOP WOMEN

compiled by: CALVIN BROWN

send all additions and corrections to: Calvin Brown, 228 E. Artesia No. C, N. Long Beach, CA 90805.

send all women's meet results to: California Track News, 1717 South Chestnut Ave., Fresno, CA 93702.

photo by Diane Johnson

100 YARD DASH

1)	10.4	Freida Cobbs
2)	10.6	Brenda Winston
3)	10.7	Jeanette Bolde
	10.7	Young
5)	10.8	Kim Robinson
6)	10.9	Evelyn Ashford
	10.9	Thomas
	10.9	McKinley
	10.9	White
	10.9	Denniston

440 YARD DASH

1)	55.3	Eddens
2)	55.9	Chris A'Harran
3)	56.0	Kathy Weston
4)	56.3	O'Brien
5)	56.5	Debbie McElroy
6)	57.0	Robbie McCallough
7)	57.1	Marquita Belk
8)	57.5	Adrienne Lair
9)	57.7	Kathy Keys
10)	57.8	Arlise Emerson
11)	57.9	Marcia Romesser

ONE MILE RUN

1)	4:42.0	Judy Graham
2)	4:45.4	Kate Keyes
3)	4:48.7	Debbie Heald
4)	4:54.7	Linda Goen
5)	4:56.1 i	Ruth K. Caldwell
6)	4:56.5	Phyllis Olrich
7)	4:57.52	Vickie Bray
8)	4:57.57	Huyck
9)	4:58.0	Bier
10)	4:59.0	Sharon Hulse

220 YARD DASH

1)	23.3	Renaye Bowen
2)	23.9	Freida Cobbs
3)	24.0	Rosalyn Bryant
4)	24.2	McKinley
5)	24.4	Marie Nickson
6)	24.6	Pam Green
7)	24.8	Georgia Wallerga
8)	24.9	Kim Robinson
9)	25	Brisco
	25	Taylor

880 YARD RUN

1)	2:09.3	Linda Goen
2)	2:11.1	Judy Graham
3)	2:13.8	Cynthia Warner
4)	2:14.2	Debbie Roberson
5)	2:14.2	Alice Trumbley
6)	2:16.7	Huyck
	2:16.7	Hobbs
8)	2:17.6	Miller
9)	2:17.7	Phyllis Olrich
10)	2:17.9	Grigsby

TWO MILE RUN

1)	10:06.2	Judy Graham
2)	10:20.3 i	Debbie Heald
3)	10:31.5	Sue Kinsey
4)	10:48.0	Diane Barrett
5)	10:48.8	Linda Broderick
6)	10:51.9	Phyllis Olrich
7)	10:53.0	Heather Tolford
8)	11:01.8	Nachbar
9)	11:02.2	Hobbs
10)	11:08.7	Donna Sanchez

100 METER DASH

1)	11.54	Evelyn Ashford
2)	11.5	Brenda Winston
3)	11.59	Andrea Lynch
4)	11.64	Sandra Howard
5)	11.6	Rosalyn Bryant
6)	11.8	Gwen Loud
	11.8	Jane Frederick
	11.8	Pat Van Wolvelare



KAREN SMITH Olympic javelin tosser for UCLA.

photo by Diane Johnson



6) 24.6 Pam Green
 7) 24.8 Georgia Vullerga
 8) 24.9 Kim Robinson
 9) 25 Brisco
 25 Taylor

8) 2:16.7 Hayek
 8) 2:17.6 Hobbs
 9) 2:17.7 Miller
 10) 2:17.9 Phyllis Olrich
 Grigsby

7) 10:53.0 Heather Tolford
 8) 11:01.8 Nachbar
 9) 11:02.2 Hobbs
 10) 11:08.7 Donna Sanchez



KAREN SMITH Olympic javelin tosser for UCLA.

photo by Diane Johnson



DEBBIE HEALD leading **JUDY GRAHAM** in 1500.

100 METER DASH

1) 11.54 Evelyn Ashford
 2) 11.5 Brenda Winston
 3) 11.59 Andrea Lynch
 4) 11.64 Sandra Howard
 5) 11.6 Rosalyn Bryant
 6) 11.8 Gwen Loud
 11.8 Jane Frederick
 11.8 Pat Van Wolvelare
 9) 11.91 Elaine Parker
 10) 11.99 Marie Nickson

200 METER DASH

1) 23.22 Evelyn Ashford
 2) 23.5 Brenda Winston
 3) 24.0 Marie Nickson
 4) 24.1 Sandra Howard
 24.1 Parker
 6) 24.2 Andrea Lynch
 7) 24.4 Valerie Milan
 8) 24.54 Rosetta Birt
 9) 24.65 Modupe Oshikoya
 10) 24.6 Cende Mills
 24.6 Robbie Mitchell
 24.6 Kim Robinson
 24.6 Kathy Keyes

400 METER DASH

1) 52.52 Rosalyn Bryant
 2) 54.6 Yolanda Rich
 3) 54.65 Kathy Weston
 4) 55.0 Debbie Roberson
 5) 55.15 Adrienne Lair
 6) 55.2 Franklin
 55.2 Quick
 8) 55.55 Debbie Bottomly
 9) 55.7 Winlock
 10) 55.8 Barbara Smith

800 METER RUN

1) 2:07.0 Julie Brown
 2) 2:07.9 Ruth K. Caldwell
 3) 2:08.4 Judy Graham
 2:08.4 Debbie Roberson
 5) 2:10.1 Ann Regan
 6) 2:10.4 Kathy Costello
 2:10.4 Linda Goen
 8) 2:10.6 Marcia Romesser
 9) 2:10.9 Kate Keyes
 10) 2:11.5 Kathy Chisam

1500 METER RUN

1) 4:12.7 Judy Graham
 2) 4:20.8 Debbie Heald
 3) 4:26.7 Kate Keyes
 4) 4:27.0 Sue Kinsey
 5) 4:30.6 Ann Wotherspoon
 6) 4:31.4 Kathy Costello
 7) 4:32.3 Sharon Hulse
 8) 4:33.0 Jani Rouda
 9) 4:33.9 Linda Broderick
 10) 4:34.6 Phyllis Olrich

3000 METER RUN

1)	9:27.4	Judy Graham
2)	9:27.6	Sue Kinsey
3)	9:33.9	Kate Keyes
4)	9:42.3	Phylliss Olrich
5)	9:48.3	Linda Broderick
6)	9:54.5	Linda Heinmiller
7)	10:03.4	Thrupp
8)	10:06.3	Ann Wotherspoon
9)	10:14.4	Kelly Wells
10)	10:15.3	Paula Jackson

400 METER HURDLES (30")

1)	61.5	Jodi Anderson
2)	62.1	Clydine Crowder
3)	62.4	Sheila Hamilton
4)	62.82	Colette Winlock
5)	63.41	Patty Cape
6)	63.8	Snyder
7)	64.1	Kathleen Murphy
8)	64.27	Sandy Niehues
9)	64.3	Janice Lester
10)	64.7	Alison Reed

440 YARD RELAY

1)	46.2	LA Mercuresses
2)	46.71	Millbrae Lions TC
3)	47.3	Premier TC
4)	47.7	Cal State LA
5)	47.8	USC
	47.8	Crawford HS
7)	47.6m	Compton
8)	47.97	Cal State Long Beach
9)	48.0	UCLA
10)	48.1	LATC
	48.1	Hayward St

DISTANCE MEDLEY RELAY

1)	11:34.1	LATC
2)	12:16.6	Blue Angels
3)	12:20.6	Santa Barbara HS
4)	12:39.7	Cal State Bkfld
5)	12:42.5	Cal State Long Beach
6)	12:44.6	RHHS
7)	12:56.9	Crescenta Vly HS
8)	12:59.3	Arcadia HS
9)	13:01.5	Bishop HS
10)	13:01.8	Marin HS

5000 METER RUN

1)	15:57.0	Anderson
2)	16:55.3	Vickie Cook
3)	16:57.9	Miki Gorman
4)	17:11.4	Linda Broderick
5)	17:20.5	Sue Kinsey
6)	17:24.1	Julie Brown
7)	17:33.6	Lynn Christopher
8)	17:37.7	Chris Troffer
9)	17:59.7	Kathy Kiernan
10)	18:12.0	Paula Jackson

ONE MILE WALK

1)	7:14.8	i	Sue Brodock
2)	7:36.2	i	Tracy Trisco
3)	7:38.4	i	Lisa Metheny
4)	7:40.8		Sally McPherson
5)	7:45.9	i	Joyce Brodock
6)	7:47.1		Linda Bottlik
7)	7:47.4		Jill Steiner
8)	8:02.3		Becky Villalvazo
9)	8:20.8		Jessica Waskow
10)	8:42.2		Sharlene McGinley

880 MEDLEY RELAY

1)	1:43.6	Premier TC
2)	1:43.9	Cal State LA
3)	1:44.1	LATC
4)	1:44.6	UCLA
5)	1:45.9	Cal State Bkfld
6)	1:47.5	LA Mercuresses
7)	1:47.9	Lakewood Inter
8)	1:48.7	Redlands
9)	1:48.9	San Diego St
10)	1:49.0	USC

HIGH JUMP

1)	5-11	Jane Frederick
2)	5-10	Denise Cornell
3)	5-9	Cindy Gilbert
4)	5-8	Chris Remmling
	5-8	Pam Blackburn
	5-8	Kari Gossweiler
	5-8	Erpenbeck
8)	5-7	Cathy Cook
	5-7	Danny Gayonnet
	5-7	Fern Simon

10,000 METER RUN

1)	34:19.5	Julie Brown
2)	35:56.2	Chris Troffer
3)	35:56.2	Sue Kinsey
4)	39:50.9	Marie Albert

3000 METER WALK

1)	14:54.9	Sue Brodock
2)	15:34.4	Jessica Waskow
3)	15:41.4	Jill Steiner
4)	15:49.6	Lisa Metheny
5)	16:08.8	Linda Bottlik
6)	16:25.3	Lynn Holmbeck

100 METER HURDLES (33")

1)	13.1	Pat Van Wolvelare	
2)	13.3	w	Jane Frederick
3)	13.9	Itzi McMillin	
4)	14.0	Janet Benford	
5)	13.86	Modupe Oshikoya	
6)	14.2	w	Giulia Monteforte
7)	14.3	Patrice Shmock	
	14.3	Denise Pemberton	
	14.3	Janice Lester	
10)	14.4	Sandy Tyler	

5000 METER WALK

1)	24:47.1	Sue Brodock
2)	26:04.2	McPherson
3)	27:26.3	Joyce Brodock
4)	27:40.6	Briscoe
5)	29:07.0	Jones
6)	30:51.0	Foster
7)	38:33.0	Russell

photo by Bill Leung, Jr.



LONG JUMP

1)	21-5	Jodi Anderson
2)	20-3 $\frac{1}{2}$	Modupe Oshikoya
3)	19-9 $\frac{3}{4}$	Vickie Betts
4)	19-7 $\frac{1}{2}$	Marilyn King
5)	19-6 $\frac{1}{2}$	Scott
6)	19-5	Walker
7)	19-3 $\frac{1}{2}$	Wilford
8)	19-2	Giulia Monteforte
9)	19-1 $\frac{1}{2}$	Joni Huntley
10)	19-0	Elmore

SHOT PUT (4 kilo)

1)	53-0 $\frac{3}{4}$	Maren Seidler	
2)	50-11 $\frac{1}{2}$	i	Jane Fredc
3)	50-4 $\frac{1}{2}$	Kathy Devi	
4)	47-10	Emily Dole	
5)	47-6 $\frac{1}{2}$	Karen Marshall	
6)	45-9 $\frac{1}{2}$	Melody Rose	
7)	44-2 $\frac{1}{2}$	Susie Ray	
8)	42-5 $\frac{1}{2}$	Kathy Kuchta	
9)	42-4	Kerry Zwart	
10)	41-5 $\frac{3}{4}$	Julie Flynn	

DISCUS

1)	173-6	Lisa Vogelsang
----	-------	----------------

photo by Bill Leung, Jr.

5000 METER WALK


- 1) 13.1 Pat Van Wolvelare
- 2) 13.3 w Jane Frederick
- 3) 13.9 Mitzi McMillin
- 4) 14.0 Janet Benford
- 5) 13.86 Modupe Oshikoya
- 6) 14.2 w Giulia Monteforte
- 7) 14.3 Patrice Shmock
- 14.3 Denise Pemberton
- 14.3 Janice Lester
- 10) 14.4 Sandy Tyler

- 1) 24:47.1 Sue Brodock
- 2) 26:04.2 McPherson
- 3) 27:26.3 Joyce Brodock
- 4) 27:40.6 Briscoe
- 5) 29:07.0 Jones
- 6) 30:51.0 Foster
- 7) 38:33.0 Russell

photo by Bill Leung, Jr.



MITZI McMILLAN — USC pentathlete performer.



CAROL FLOURNOY to
KATHY WESTON

- 1) 53-0 3/4 Maren Seidler
- 2) 50-11 1/2 i Jane Fredc
- 3) 50-4 1/2 Kathy Devi
- 4) 47-10 Emily Dole
- 5) 47-6 1/2 Karen Marshall
- 6) 45-9 1/2 Melody Rose
- 7) 44-2 1/2 Susie Ray
- 8) 42-5 1/2 Kathy Kuchta
- 9) 42-4 Kerry Zwart
- 10) 41-5 3/4 Julie Flynn

DISCUS

- 1) 173-6 Lisa Vogelsang
- 2) 171-1 Monette D. Branson
- 3) 168-0 Jan Svendsen
- 4) 161-7 Linda Langford
- 5) 156-3 Karen Marshall
- 6) 149-1 Christi Pyle
- 7) 143-4 Kathy Devine
- 8) 139-9 Leslie Hoerner
- 9) 137-10 Heidi Kauti
- 10) 137-5 Syd Brown

JAVELIN

- 1) 204-6 Kathy Schmidt
- 2) 195-1 Cathy Sulinski
- 3) 192-7 Karin Smith
- 4) 175-11 Sherry Calvert
- 5) 169-5 Connie Gasson
- 6) 164-5 Lynn Cannon
- 7) 153-7 Anne Gro Harby
- 8) 153-1 Lisa Van Benthem
- 9) 152-3 Brandt
- 10) 145-9 Charm Bishop

PENTATHLON

100mH(33"), SP(4k), HJ, LJ, 800

ONE MILE RELAY

- 1) 3:47.2 Cal State LA
- 2) 3:48.0 LA Mercuettes
- 3) 3:48.2 UCLA
- 4) 3:50.0 Cal State Northridge
- 5) 3:50.65 LATC
- 6) 3:53.1 Premier TC
- 7) 3:56.1 Hayward St
- 8) 3:56.6 Cal State Long Beach
- 9) 3:58.6 RHHS
- 10) 3:58.8 Santa Barbara CC

TWO MILE RELAY

- 1) 9:19.1 Cal State Northridge
- 2) 9:20.5 UCLA
- 3) 9:28.0 Blue Angels
- 4) 9:36.0 UC Santa Barbara
- 5) 9:55.5 Claremont HS
- 6) 9:56.1 CVHS
- 7) 9:58.2 Redlands
- 8) 10:00.1 USC
- 9) 10:07.2 Patrick Henry HS
- 10) 10:09.7 So Cal Cheetahs

- 1) 4438 Jane Frederick
- 2) 3783 Giulia Monteforte
- 3) 3739 Mitzi McMillin
- 4) 3456 Jenny Stary
- 5) 2988 Syd Brown
- 6) 2852 Carey Hill
- 7) 2830 Brenda Bruce

PRO

Charles Brown

by PAUL ROONEY

CHARLES BROWN: El Camino Junior College, sophomore. Age 21. 6 feet tall, 165 pounds. Born July 3, 1955 in San Antonio, Texas. Also competed for University of Oklahoma (Fall of 75, but was not jumping well enough to make the traveling team).

Best Marks: 1974— 14-6; 1975— 15-15-9; 1976— 16-10¾; 1977— 17-2½. Coached by Dick Tomlinson.

Charles Brown, El Camino pole vaulter, began this track season with only two goals in mind. He wanted to achieve consistency in his vaulting and to break the existing Junior College national record in the pole vault.

Brown, with three-fourths of the track season completed, appears well on his way to achieving his first goal of consistency. He started the season with a leap of 16-6 and proceeded to vault no less than 16 feet in any meet this year.

Brown's second goal, breaking the national record, materialized first in El Camino's home dual meet of the season with Pasadena. On his third and final attempt, he cleared the bar and established a new national record of 17-1½. Then on April 28, he upped his new record by an inch to 17-2½.

Brown is quick to cite the major factor in his success in the pole vault. "I owe it all to my field coach Dick Tomlinson. He helped me with my technique and especially my mental attitude, which is very important in the vault. Also, he introduced me to Steve

Tomlinson not only coached Brown but talked him into coming to El Camino. Brown was living in a suburb of Oklahoma City, and attending the University of Oklahoma on a track scholarship. "I was not jumping well in my first semester at Oklahoma when I met Steve Smith, former Olympic pole vaulter, and he referred me to coach Tomlinson. The fact that Smith had received help from Tomlinson and the fact that Tomlinson was acknowledged as the best field event coach in the country prompted me to come to El Camino," Brown explains.

Brown made the move from Oklahoma to El Camino in the spring of last year, and in his first semester under the direction of Tomlinson, he captured the state pole vaulting championship. Brown also recorded the best jump in the nation for junior colleges in 1976, leaping 16-10¾.

Next year it's on to UCLA, where he has signed a letter of intent. New Bruin field event coach Jack Kiefer was Charles' head track coach last year at El Camino.

Brown first got the notion to pole vault while viewing the 1968 Olympic games and the efforts of Bob Seagren. "I built a pit in my backyard and began vaulting with a bamboo pole. I began my serious effort in pole vaulting when I entered high school," Brown recalls.

The Olympics were instrumental in Brown's beginning in the sport but it does not serve as a motivational device for him to work harder in the hopes of



comes around and I am ready, I will go for it. I find my motivation in jumping as high as I can, improving, being competitive and most of all from my enjoyment of the sport," Brown explains.

Brown prefers to take each meet one at a time, but did say he was looking forward to the National AAU meet at UCLA at the end of the season, where he will compete against the best pole

vaulters in the world," he says.

Training schedule: MONDAY- ¼ mile plus stretching, 10 pole runs, 6x165. TUESDAY- ¾ mile + stretch, 7 pole weights. WEDNESDAY- ½ mile + stretch, 7 flying 75 yard sprints, gymnastics. THURSDAY- ¾ mile + stretch, 7 pole runs. FRIDAY- ½ mile, 3 easy 100's, easy bar drills. SATURDAY- compete.

less than 10 feet in any meet this year.
Brown's second goal, breaking the national record, materialized first in El Camino's home dual meet of the season with Pasadena. On his third and final attempt, he cleared the bar and established a new national record of 17-1½. Then on April 28, he upped his new record by an inch to 17-2½.

Brown is quick to cite the major factor in his success in the pole vault. "I owe it all to my field coach Dick Tomlinson. He helped me with my technique and especially my mental attitude, which is very important in the vault. Also, he introduced me to Steve Smith and Don Baird who have really helped me and motivated me to jump higher."

10%.
Next year it's on to UCLA, where he has signed a letter of intent. New Bruin field event coach Jack Kiefer was Charles' head track coach last year at El Camino.

Brown first got the notion to pole vault while viewing the 1968 Olympic games and the efforts of Bob Seagren. "I built a pit in my backyard and began vaulting with a bamboo pole. I began my serious effort in pole vaulting when I entered high school," Brown recalls.

The Olympics were instrumental in Brown's beginning in the sport but it does not serve as a motivational device for him to work harder in the hopes of competing in the Games. "I am not motivated by the Olympics, but if 1980

comes around and I am ready, I will go for it. I find my motivation in jumping as high as I can, improving, being competitive and most of all from my enjoyment of the sport," Brown explains.

Brown prefers to take each meet one at a time, but did say he was looking forward to the National AAU meet at UCLA at the end of the season, where he will compete against the best pole vaulters in the country. "I really would like to do well in that meet, because I

will be competing against some of the best vaulters in the world," he says.

Training schedule: MONDAY- ¼ mile plus stretching, 10 pole runs, 6x165. TUESDAY- ¼ mile + stretch, vault, leg weights. WEDNESDAY- ¼ mile + stretch, 7 flying 75 yard sprints, gymnastics. THURSDAY- ¼ mile + stretch, 7 pole runs. FRIDAY- ½ mile, 3 easy 100's, easy bar drills. SATURDAY- compete. SUNDAY- 2-3 miles on beach, 8 hill runs.

Classified ADS

CLASSIFIED RATES: Meet information @ 10 cents per word; general advertisements @ 20 cents per word. Count name and address as five words. All ads must be paid in advance. Closing dates: February 20, April 20, June 20, August 20, October 20, and December 20.

WORLD MASTERS CHAMPIONSHIPS: U.S. Masters International Track Team tours to the World Masters Championships in Gothenburg, Sweden, August 8th-13, 1977. For more information and reservations write: USM-TT, 1951 Cable St., San Diego, CA 92107.

NEW BALANCE FLATS: Club and team prices 10 to 20 percent off! Len Thornton, 5768 N. Millbrook, Fresno, CA 93710. Phone: 439-5468.

DISCUS-WILKINS vs POWELL a comparative study: A new book by Ernie Bullard and Larry Knuth with Mac Wilkins and John Powell. Over 100 action photos. Covers everything from grip to release. Plus—drills and weight training programs. \$3.96 (Calif. residents add 6%). Order from: LK Publications, 11665 San Vicente Blvd., Los Angeles, CA 90049.

THE INSTEP: Adidas shoes and accessories for the whole family. Carlo Prandini Jr., Manager. 4645 N. Blackstone Ave., Fresno.

A HISTORY OF INDOOR TRACK & FIELD Now, for the first time, the history of indoor track and field is available in a 262 page, hard-covererd book. By Wally Donovan. \$9.95. Order from Walley Donovan, 1090 Redwood Ave. - 7, El Cajon, CA 92020.

TRACK & FIELD FOR YOUNG ATHLETES Read about the stars of tomorrow in today's Starting Line magazine; the track & field magazine for young athletes, boys and girls \$5.00 per year. Bi-monthly. Send for one year subscription to Starting Line, Box 878, Reseda, CA 91335.

DOLFIN SHORTS — NEW BALANCE 320's — SUPER COMPS: Largest selection in Southern California. Owned and operated by runners Gary Tuttle and Dan Ruffin. Indise Track, 1451 E. Main St., Ventura, CA 93003. phone: (805) 643-1104.

THE RUNNER'S DIET. This book is a gold mine of specific and practical information about food and athletics. A Runner's World publication. 80 pages. Order from California Track News, 1717 S. Chestnut Ave., Fresno, CA 93702. \$1.95 each, plus 25 cents postage and 6% tax (for California residents).

FRESNO PACIFIC COLLEGE. A Christian college on the go. Fully accredited, coeducational, liberal arts college. Quality track program, men and women. Find out more by writing to: Track Coach, Fresno Pacific College, 1717 South Chestnut Avenue, Fresno, CA 93702.

EUEXIA. The complete physical fitness book. Brand new. Over 400 pages covering all aspects of life-long physical fitness. \$12.50 per copy. Order from Jim Crakes, 3900 Lomaland Dr., San Diego, CA 92106.

TRACK & FIELD STRENGTH TRAINING: Sampson's Gym Strength & Fitness Center. Specializing in strength training for all sports. 1002 E. 17th. St., Santa Ana, CA 92701. Phone: 836-9355.

RUN GENTLY, RUN LONG: a book by Joe Henderson, the editor of Runner's World. Without downgrading competitive running and hard workouts, this book emphasizes the equal but different joys of long slow distance training and the fitness and mental serenity that can stem from it. 1974 Ppb., 96 pp., ill., \$2.95 plus 25 cents postage (Calif. residents add 6%). Order from California Track News, 1717 S. Chestnut Ave., Fresno, CA 93702.

ATHLETIC DESIGNS: Distinctive designs for your school, team or club. Top quality uniforms for all sports. "T" shirts silkscreened to your specifications. All done at ATHLETIC DESIGNS, 609 E. Belmont, Fresno, CA 93701. Phone: (209) 485-4670.

1977

send all junior college women's results to:

California Track News, 1717 South Chestnut Ave., Fresno, CA 93702.

JUNIOR COLLEGE

WOMEN'S

TOP MARKS

100 METER DASH

12.1	Gail Douglas (Compton)
12.3	Lillian Cordova (RC)
12.3	Tonya Harrison (RC)
12.5	Barbara Smith (SBCC)
12.5	Phyllis Elmore (Compton)
12.5	Denise Cornell (Hartnell)
12.6	Johnson (Alameda)
12.6	Danelle Turner (AHC)
12.7	Melissa Quick (Ventura)
12.7	Allen (Ventura)
12.7	Voss (Lassen)

800 METER RUN

2:16.1	Cynthia Sharp (SBCC)
2:19.9	Kathy Keys (Golden West)
2:23.4	Voss (Lassen)
2:25.0	Revere (Cabrillo)
2:25.0	Debbie Turk (AHC)
2:25.9	Nancy Ramirez (Ventura)
2:26.8	Amber Pappe (Cuesta)
2:27.6	Joyce Dendo (AHC)
2:28.9	Pedpoiti (Redwoods)
2:30.0	Walters (Cuesta)

200 METER DASH

24.6	Kathy Keys (Golden West)
24.9	Gail Douglas (Compton)
25.2	Barbara Smith (SBCC)
25.2	Melissa Quick (Ventura)
25.7	Phyllis Elmore (Compton)
25.8	Lillian Cordova (RC)
25.8	Cessna (Modesto)
26.0	Cindy Banks (SBCC)
26.0	Denise Cornell (Hartnell)
26.1	Terri Mulligan (RC)
26.1	Danelle Turner (AHC)
26.1	Voss (Lassen)

1500 METER RUN

4:47.7	Cynthia Sharp (SBCC)
4:49.0	Joyce Dendo (AHC)
4:58.0	Kathy Keys (Golden West)
5:00.9	Amber Pappe (Cuesta)
5:01.3	Nancy Ramirez (Ventura)
5:03.6	Voss (Lassen)
5:12.2	Darling (Yuba)
5:13.8	Spencer (Monterey)
5:18.0	Teresa Jackson (SBCC)
5:22.6	Louise Friesen (Glendale)

LONG JUMP

18-11	Denise Cornell (Hartnell)
18-6 $\frac{1}{2}$	Gail Douglas (Compton)
17-10	Leida Hunter (Compton)
17-6	Cindy Banks (SBCC)
17-4 $\frac{3}{4}$	Cindy McBride (Ventura)
17-3 $\frac{1}{2}$	Voss (Lassen)
17-2 $\frac{1}{2}$	Spellenberg (Redwoods)
17-1 $\frac{1}{2}$	Lillian Cordova (RC)
17-0 $\frac{3}{4}$	Laurie Easter (Ventura)
16-11 $\frac{1}{2}$	Tonya Harrison (RC)

SHOT PUT

42-9	Wessel (Modesto)
42-6	Korhch (Cabrillo)
42-5 $\frac{1}{2}$	Kathy Kuchta (Hartnell)
38-9 $\frac{1}{2}$	Francis Bunn (RC)
36-6	Lisa Dock (Ventura)
36-3	Joan Philbin (Golden West)
36-0	Guerrero (Yuba)
35-9 $\frac{1}{2}$	Cindy Banks (SBCC)
35-6	Denise Cornell (Hartnell)
34-9 $\frac{3}{4}$	Cindy Matthews (Ventura)

DISCUS

132-2	Cindy Banks (SBCC)
128-5	Kathy Kuchta (Hartnell)
120-4	Korhch (Cabrillo)
115-4	Allison Lowder (MSAC)
114-8	Wessel (Modesto)
113-9	Guerrero (Yuba)
113-0	Maurette (Sequoias)
111-0	Janine Hashek (SBCC)
109-0	Marnia Gomez (SBCC)
108-2	Brown (Cuesta)

JAVELIN

138-7	Pam Parizo (Ventura)
123-9	Cindy Matthews (Ventura)
123-4	Olivia Leon (Golden West)
117-5	Reynoso (Glendale)
115-0	Maurette (Sequoias)
110-10	Julie London (Moorpark)
107-8	Barbara Allyn (Moorpark)
106-6	Janine Hashek (SBCC)
106-0	Marnia Gomez (SBCC)



TERRI MULLIGAN
Reedley College sprinter

200 METER DASH

24.6	Kathy Keys (Golden West)
24.9	Gail Douglas (Compton)
25.2	Barbara Smith (SBCC)
25.2	Melissa Quick (Ventura)
25.7	Phyllis Elmore (Compton)
25.8	Lillian Cordova (RC)
25.8	Cessna (Modesto)
26.0	Cindy Banks (SBCC)
26.0	Denise Cornell (Hartnell)
26.1	Terri Mulligan (RC)
26.1	Danelle Turner (AHC)
26.1	Voss (Lassen)

400 METER DASH


55.2	Melissa Quick (Ventura)
55.4	Kathy Keys (Golden West)
55.8	Barbara Smith (SBCC)
58.4	Beverly Jacobs (Oxnard)
58.6	Ravere (Cabrillo)
58.8	Partila (Yuba)
59.2	Laurie Easter (Ventura)
59.3	Terri Mulligan (RC)
59.7	Danelle Turner (AHC)
61.0	Colleen Lenci (SBCC)

1500 METER RUN

4:47.7	Cynthia Sharp (SBCC)
4:49.0	Joyce Dendo (AHC)
4:58.0	Kathy Keys (Golden West)
5:00.9	Amber Pappé (Cuesta)
5:01.3	Nancy Ramirez (Ventura)
5:03.6	Voss (Lassen)
5:12.2	Darling (Yuba)
5:13.8	Spencer (Monterey)
5:18.0	Teresa Jackson (SBCC)
5:22.6	Louise Friesen (Glendale)

3,000 METER RUN

10:52.0	Joyce Dendo (AHC)
11:06.6	Nancy Ramirez (Ventura)
11:17.6	Monsey (Monterey)
11:20.3	Teresa Jackson (SBCC)
11:35.6	Amber Pappé (Cuesta)



TERRI MULLIGAN
Reedley College sprinter

TWO MILE RUN

12:04.3	Joyce Dendo (AHC)
12:05.7	Pappé (Cuesta)

100 METER HURDLES

15.0	Denise Cornell (Hartnell)
15.1	Voss (Lassen)
15.3	Angela Brinkman (MSAC)
15.6	Spellen (Redwoods)
15.7	Auferman (Modesto)
15.7	Cindy Banks (SBCC)
15.9	Lillian Cordova (RC)
16.1	Kathy Schmidt (AHC)
16.2	Leida Hunter (Compton)
16.3	James (Sequoias)
16.4	Brenda Boehm (Moorpark)

HIGH JUMP

5-10	Denise Cornell (Hartnell)
5-4	Terri Mulligan (RC)
5-0	Patti Carmen (SBCC)
5-0	Char Holway (Glendale)
5-0	Darrow (Redwoods)
5-0	Spellenberg (Redwoods)
5-0	Ferndale (Yuba)
5-0	Gulligan (Yuba)
4-11	Angela Brinkman
4-10	Patti King (SBCC)
4-10	Ruth Vomund (Ventura)
4-10	Gloria Clabaugh (Moorpark)
4-10	Gail Douglas (Compton)

JAVELIN


138-7	Pam Parizo (Ventura)
123-9	Cindy Matthews (Ventura)
123-4	Olivia Leon (Golden West)
117-5	Reynoso (Glendale)
115-0	Maurette (Sequoias)
110-10	Julie London (Moorpark)
107-8	Barbara Allyn (Moorpark)
106-6	Janine Hashek (SBCC)
106-0	Marina Gomez (SBCC)
103-10	Lillian Cordova (RC)
101-9	Char Holway (Glendale)

400 METER RELAY

47.6	Compton
48.6	El Camino
49.2	San Diego CC
49.2	Santa Barbara CC
49.3	Ventura
50.0	Orange Coast
50.5	Reedley College
51.0	Yuba
51.3	Modesto
51.7	Hartnell
51.9	Allen Hancock
52.4	Lassen
52.6*	Cuesta

ONE MILE RELAY

3:58.8	Santa Barbara CC
4:01.2	Ventura
4:08.2	Orange Coast
4:10.2	Compton
4:11.3	Yuba
4:12.9	Southwestern
4:14.1	Modesto
4:15.5	San Diego CC
4:17.2	Allen Hancock
4:17.8	Cuesta
4:21.1	El Camino
4:21.9	Lassen
4:26.6	Hartnell
4:27.4	Reedley College



The Female Runner, editors of *Runner's World*. Today women are bursting across finish lines throughout the world. More important, record numbers of women are running for fun and exercise. This is the book to help both competitors and occasional block-circlers run better and enjoy it more. 1974 Ppb., 32 pp., ill., \$1.50 plus 25 cents postage (Calif. residents add 6%). Order from: California Track News, 1717 South Chestnut Ave., Fresno, California 93702.

Top Marks 1977 Masters

compiled by: PERCY KNOX & PETER MUNDLE Send all additions and corrections to: Peter Mundle, 4017 Via Marina No. C-301, Venice, CA 90291.

Send all masters meet results to: California Track News, 1717 South Chestnut Ave., Fresno, CA 93702.

100 Yard/Meter Dash (30-39)

9.6y H. Sumner (32) SCS 3/12
 10.8m K. Dennis (39) CDM 2/6
 10.0y G. Roberson (33) CDM 3/12
 10.9m D. Segal (39) CDM 1/23
 10.3y T. Cain (39) SCS
 10.3y D. Weins (35)
 10.3y C. Carbin (32)
 10.4y B. Weller
 10.4y D. Wells (33) CDM 2/12
 11.3m H. Johnson (36) CDM 2/13
 11.3m A. Henry (39) CDM 1/16
 11.4m T. Cannon (36) CDM 1/23
 Windy Marks:
 9.8y K. Dennis (39) CDM 4/16
 9.9y H. Johnson (36) CDM 4/16
 10.0y B. Simmons (34) SCS 4/16
 10.0y D. Wells (33) CDM 4/2
 10.0y Elliot 4/2

100 Yard/Meter Dash (40-49)

11.2m P. Knox (43) CDM 2/6
 10.3y D. Segal (40) CDM 4/2
 10.3y T. Cain (40) SCS 4/2
 10.4y G. Waterman (42) CDM
 10.5y M. Newton (43) SCS 3/12
 10.5y V. Parish (43) NCS
 10.5y M. Tarango (41)
 Windy Marks:
 9.9y P. Knox (43) CDM 4/16
 10.2y M. Newton (43) SCS 4/16

100 Yard/Meter Dash (50-59)

12.0m P. Jordan (59) CDM
 11.0y B. Cooper NCS
 11.4y W. Ambrose (51) CDM 2/12
 11.4y R. Roemer (51) NCS
 11.4y D. Zumwalt (50) NCS
 Windy Ma:
 11.4y Guidet (58) CDM 3/12

100 Yard/Meter Dash (60+)

200 Meter/220 Yard Dash (50-59)

25.9y R. Roemer (51) NCS
 26.3y P. Petter (55) CDM 4/16
 26.5y W. Ambrose (52) CDM 3/12
 26.5y D. Zumwalt (50)
 26.8y A. Guidet (58) CDM 1/29
 26.8y K. Wigginton
 Windy Marks:
 25.7y W. Ambrose (52) CDM 4/2
 26.2y P. Petter (55) CDM 4/2
 26.2y D. Watts (54) CDM 4/2
 26.4y T. Clayton (52) CDM 4/2
 26.5y A. Guidet (59) CDM 4/2

200 Meter/220 Yard Dash (60+)

28.0y F. Sjostrand (64) SCS 3/12
 28.7y J. Satti (63)

110 Meter 120 Yard Hurdles (30-39)

14.3 L. Sallinger (33) CDM 4/16
 14.9 J. Dobroth (35) SCS 3/12
 15.1 A. Henry (39) CDM 3/12
 15.1 T. Cain (39) SCS

110 Meter/120 Yard Hurdles (40-49)

15.4 H. Smith (41) SCS 4/16
 15.5 D. Jackson (45) CSM 3/12
 17.3 B. Adler (44) SCS 3/12
 17.9 R. Fitzhugh (42) CDM 4/23
 Windy Marks:
 14.2 L. Sallinger (33) CDM 4/2
 14.8 A. Henry (39) CDM 4/2
 15.4 D. Jackson (45) CDM 4/2

110 Meter /120 Yard Hurdles (50-59)

800 Meter/880 Yard Run (30-39)

2:02.3y C. Cordy (39)
 2:03.8y W. Kelly (32) CDM 4/16
 2:04.2y T. Richards (36) CDM 4/2
 2:05y G. Miller (39) CDM 3/12
 2:06.6y J. Toomey (CDM) 4/2
 2:07.0y D. Spicer 4/16
 2:08y D. Fitzgerald (SCS) 3/12

800 Meter/880 Yard Run (40-49)

1:59.2m P. Richardson (41) 2/12
 2:12.0y J. Parks (42) STC 4/2
 2:14.9y L. Barrington 3/12
 2:14.9y J. Beeman (40) CDM 1/29
 2:15.3y E. Field (40) SMTTC 3/12

800 Meter/880 Yard Run (50-59)

2:25.6y E. Halpin (58) STC
 2:30.6y T. Clayton (52) CDM
 2:30.7y J. Noble (50) STC

800 Meter/880 Yard Run (60+)

2:33y F. Sjostrand (64) SCS 3/12
 2:39.9y E. Stotsenberg (63) SMTTC 4/2
 2:42.1y R. Mahannah (61) STC 2/12

1500 Meter/Mile Run (30-39)

4:31.2y B. Kelly (39) CDM 4/16
 4:13.9m T. Richards (36) CDM 2/6
 4:19.5m J. Toomey (CDM) 1/16
 4:42.9y D. Fitzgerald (SCS) 3/12

1500 Meter/Mile Run (40-49)

5000 Meter/3 Mile Run (50-59)

17:23.2m M. Hernandez (54) SMTTC 4/24
 18:23.6m A. Bryant (52) STC 4/24
 18:42.9m R. Gil (52) STC 4/24

5000 Meter/3 Mile Run (60+)

23:27y P. Spangler (78) 4/16

10,000 Meter/6 Mile Run (30+)

34:53.8m J. Livesay (42) SDTC 4/9
 38:15m B. Stock (47) SDTC 4/9
 39:29m R. Archibald (44) SDTC 4/9
 39:53m F. Ferrone (42) SDTC 4/9

3000 Meter/2 Mile Run (30-39)

9:14m B. Kelly (32) CDM 1/8
 9:19m T. Richards (36) CDM 1/8
 9:43m J. Toomey (CDM) 1/8

3000 Meter/2 Mile Run (40-49)

9:26m J. Smartt (45) SCS 1/8
 10:33y J. Davis (41) SCS 4/2
 10:36y P. Mundle (48) SMTTC 4/2

3000 Meter/2 Mile Run (50+)

10:31.2y M. Hernandez (54) SMTTC 4/2
 11:25m E. Halpin (58) STC 1/8
 12:35.0y J. Noble (51) STC 4/16

100 Yard/Meter Dash (50-59)

12.0m P. Jordan (59) CDM
 11.0y B. Cooper NCS
 11.4y W. Ambrose (51) CDM 2/12
 11.4y R. Roemer (51) NCS
 11.4y R. Zumwalt (50) NCS
 Windy Marks:
 11.4y Guidet (58) CDM 3/12

100 Yard/Meter Dash (60+)

12.2m P. Jordan (60) CDM 4/16
 12.2y J. Satti (63) STC
 13.5m B. Morales (60) CDM 4/23
 12.8y K. Carnine (58) NCS
 Windy Marks:
 12.2y B. Morales (60) CDM 4/2
 12.8y J. Caruso (67) STC 4/2

200 Meters/220 Yard Dash (30-39)

21.7y H. Sumner (32) SCS 4/16
 22.3m K. Dennis (39) CDM 2/13
 22.4m C. Roberson (32) CDM
 22.8m D. Segal (39) CDM 1/23
 23.3m T. Cannon (36) CDM 1/23
 23.4y J. Johnson (36) CDM 4/16
 23.5y B. Simmons (34) SCS 4/16
 23.5y H. Adams (37)
 23.5y M. Pruitt
 Windy Marks:
 22.5y D. Wells (33) CDM 4/2
 23.3y L. Sallinger (33) CDM 4/2

200 Meter/220 Yard Dash (40-49)

23.5y P. Knox (43) CDM 4/16
 23.6y M. Newton (43) SCS 4/16
 23.7y T. Cain (40) SCS 4/2
 23.9y G. Waterman (42) CDM 3/12
 23.9y M. Tarango (41)
 24.4y H. Bruhmer (43) NCS
 24.5y B. Radford (45) CDM 4/16
 Windy Marks:
 22.5y D. Segal (40) CDM 4/2
 23.2y M. Newton (43) SCS 4/16

110 Meter/120 Yard Hurdles (40-49)

15.4 H. Smith (41) SCS 4/16
 15.5 D. Jackson (45) CSM 3/12
 17.3 B. Adler (44) SCS 3/12
 17.9 R. Fitzhugh (42) CDM 4/23
 Windy Marks:
 14.2 L. Sallinger (33) CDM 4/2
 14.8 A. Henry (39) CDM 4/2
 15.4 D. Jackson (45) CDM 4/2

110 Meter /120 Yard Hurdles (50-59)

17.4 R. Hunt (56) SCS 3/12
 18.5 T. Patsalis (55) CDM 3/12
 18.6 A. Guidet (58) CDM 3/12

400 Meter/440 Yard Dash (30-39)

49.8y H. Sumner (32) SCS 3/12
 51.3m W. Studerund (CDM) 2/6
 51.9y C. McKinney 3/12
 52.0y G. Miller (39) CDM 4/2
 52.6y T. Cain (39) SCS
 53.2y H. Adams (37)
 53.4y C. Cordy (38)

400 Meter/440 Yard Dash (40-49)

53.8y M. Newton (43) SCS 4/2
 55.0y T. Nasrella (44) STC 4/2
 55.1y J. Parks (42) STC 4/2
 55.9y B. Mack (43) SCS

400 Meter/440 Yard Dash (50-59)

58.5y B. Sieben (50) CDM 4/9
 60.1y G. Harte 4/2
 60.5y B. Bowers (57) SDTC
 60.6y A. Guidet (59) CDM 4/2

400 Meter/440 Yard Dash (60+)

61.5y F. Sjostrand (64) SCS 3/12

2:33y F. Sjostrand (64) SCS 3/12
 2:39.9y E. Stotsenberg (63) SMTC 4/2
 2:42.1y R. Mahannah (61) STC 2/12

1500 Meter/Mile Run (30-39)

4:31.2y B. Kelly (39) CDM 4/16
 4:13.9m T. Richards (36) CDM 2/6
 4:19.5m J. Toomey (CDM) 1/16
 4:42.9y D. Fitzgerald (SCS) 3/12

1500 Meter/Mile Run (40-49)

4:12.7m P. Richardson (41) 2/12
 4:40.8y B. Emmerling (41) SCS 1/21
 4:44.2y W. Williams (44) STC 1/21
 4:45.6y K. Guthrie 1/8
 4:45.8y Lewis 1/8
 4:47.9y R. Bowles 1/8

1500 Meter/Mile Run (50-59)

4:49.8y M. Hernandez (54) SMTC 2/5
 4:42.1m A. Bryant (52) STC 4/23
 5:02.8m J. Oleson (59) SFTC 4/23

1500 Meter/Mile Run (60+)

5:26.0m E. Stotsenberg (63) SMTC 4/23
 5:49.7y R. Mahannah (61) STC 2/23

5000 Meter/3 Mile Run (30-39)

16:21.0m B. Kelley (32) CDM 4/16
 16:50.0m J. Burgasser (38) STC 4/16

5000 Meter/3 Mile Run (40-49)

16:25.4m T. Clark (41) SCS 4/24
 16:26.6m W. Smith (45) 4/16
 16:48.8m J. Smartt (45) SCS 4/16
 17:21.1m T. Sturak (45) SCS 4/16

3000 Meter/2 Mile Run (40-49)

9:26m J. Smartt (45) SCS 1/8
 10:33y J. Davis (41) SCS 4/2
 10:36y P. Mundie (48) SMTC 4/2

3000 Meter/2 Mile Run (50+)

10:31.2y M. Hernandez (54) SMTC 4/2
 11:25m E. Halpin (58) STC 1/8
 12:35.0y J. Noble (51) STC 4/16
 12:41m S. Madden (69) SFTC 1/8

High Jump (30-39)

6-6 3/4 J. Dobroth (35) SCS
 5-7 L. Sallinger (33) CDM 4/16
 5-6 3/4 J. Adams (36) CDM
 5-4 S. Loera CDM 3/12
 5-2 D. Selby 4/16

High Jump (40-49)

5-10 3/4 M. Newton (43) SCS 4/24
 5-7 3/4 E. Austin (47) CDM 3/12
 5-4 J. Tansley (41) CDM 1/22
 5-4 L. Frankamp (43) CDM 1/22
 5-2 B. Billings (43) SCS 1/8
 5-2 R. Fitzhugh (42) CDM 2/12

High Jump (50-59)

5-2 B. Gist (57) 4/24
 5-0 O. Gillett (57) CDM 4/16
 4-10 D. Brown (54) CDM 4/16

High Jump (60-69)

4-8 J. Vernon (60) STC 1/8
 4-4 H. DeGroot (61) STC 2/12
 4-2 B. Morales (60) CDM 2/12

High Jump (70+)

3-6 H. Vangelder (72) 2/12
 3-3 J. Whittemore (77) 2/12
 3-3 T. Mumby (79) 2/12

Pole Vault (30-49)

12-3 C. Keffer (43) CDM 1/8
 12-0 S. Loera (30) CDM 2/12
 11-6 R. Stepp (31)
 11-1 H. Wallace (49) STC 4/16
 11-0 D. Telliano (44) 2/12
 11-0 D. Dittmar (43) 4/24

Pole Vault (50-59)

11-0 D. Brown (54) CDM 4/24
 10-6 D. Grosh (51) CDM 1/8
 10-1 O. Gillett (57) CDM 4/16
 9-6 T. DeVaughn (54) CDM 1/8

Pole Vault (60+)

10-7 J. Vernon (60) STC 4/16
 9-0 B. Macconaghy (CDM) 4/24
 8-6 H. DeGroot (61) STC 4/24

Long Jump (30-39)

20-9 J. Dobroth (35) SCS 3/12
 20-7 H. Christenson
 20-6 T. Cain (39) SCS
 20-5½ J. Sallinger (33) CDM 3/12
 20-4 M. Adams (36)
 20-½ S. Loera (CDM) 4/16

Long Jump (40-49)

20-8½ S. Avisson (46) CDM 3/12
 20-4 D. Jackson (45) CDM 4/16
 20-1½ M. Newton (43) SCS 1/8
 19-8 ¾ T. Cain (40) SCS 4/2

Long Jump (50-59)**Triple Jump Windy Marks:**

42-11 D. Jackson (45) CDM 4/2
 35-9½ T. Nasrella (44) STC 4/2
 29-11½ B. Ogle (58) STC 4/2
 26-0 J. Caruso (67) STC 4/2

Shot Put 16 pound

54-2½ D. Maggard (37) CDM 2/12
 52-7 D. Wells (33) CDM 2/12
 44-11½ H. Smith (42) SCS 1/22
 44-2 G. Ker (54) CDM 3/12
 42-6¼ T. Wassam (44) NCS 2/12
 41-11 G. Waterman (42) CDM 3/12

Shot Put 12 pound

36-2½ J. Siefert (59) SDTC 4/9
 35-2½ P. Fetter (55) CDM 4/9

Shot Put 8 pound

49-9½ J. Thatcher (60) CDM 4/16
 46-11 H. DeGroot (61) STC 2/12
 43-6 J. York (63) NCS
 41-7½ N. Buell (62) 2/12
 38-1 S. Herrmann (72)
 37-9 G. McMahon (61) SDTC 4/9
 36-6 R. Doms (70) SCS 3/12

Discus 2 kilo

164-5 D. Wells (33) CDM 4/2
 141-6 E. Vanpelt (43) 4/16
 139-8 D. Maggard (37)
 133-2 G. Ker (54) CDM 4/24
 131-0 M. McCormick (33)
 121-6 G. Waterman (42) CDM 4/2

Discus 1.6 kilo

152-0 F. Gordien (54) CDM 4/24
 119-6 D. Aldrich (56) CDM 4/24
 110-5 R. Wiggington (51) NCS

Discus 1.0 kilo**400 Meter/440 Yard Relay (30-39)**

42.7y So. California Striders
 (Dobroth, Carlos, Sumner, Butler)
 431.y Corona del Mar (Dennis,
 Wells, Miller, Segal)
 44.1y Corona del Mar (Johnson,
 Sallinger, Cannon, Roberson)
 44.8y Corona del Mar (Dennis,
 Henry, Johnson, Sallinger)
 45.0y So. California Striders
 (Newton, Simmons, Cobb, Sumner)

400 Meter/440 Yard Relay (40-49)

44.7y Corona del Mar (Waterman,
 Jackson, Segal, Knox)
 45.3m Corona del Mar (Waterman,
 Jackson, Segal, Knox)
 46.5y No. Calif. Seniors (Spring-
 bet, Frederickson, Marlin,
 Parish)
 46.6m So. California Striders 4/23
 47.1m Seniors Track Club 4/23

400 Meter/440 Yard Relay (50-59)

48.0m Corona del Mar (Guidet,
 Ambrose, Fetter, Jordan) 4/23
 49.3y Corona del Mar (Guidet,
 Clayton, Fetter, Ambrose)
 50.5y No. Calif. Seniors (Cooper,
 Zumwalt, Roemer, Wiggington)
 50.9y Corona del Mar (Fetter,
 Ambrose, Guidet, Morales)

800 Meter/880 Yard Relay (30-39)

1:35.9y So. Calif. Striders (Dobroth,
 Butler, Sumner, Carlos)
 1:36.2y Corona del Mar (Sallinger,
 Johnson, Wells, Dennis)

800 meter/880 yard Relay (40-49)

1:37.3y Corona del Mar (Vick,
 Jackson, Waterman, Knox)
 1:39.3y So. Calif. Striders (Newton,
 Cobb, Barone, Mack)

Mile Relay (30-39)

3:41.7 So. Calif. Striders (Mack,
 Emmerling, Newton, Cain)
 3:50.5 Seniors Track Club 4/24
 4:00.3 Corona del Mar 4/24

Track & Field News

Good things come from Track & Field News, serving the track community for almost thirty years.

The best way to keep informed about what's

3 Our new jumbo track posters have been extremely popular. Rick Wohlhuter, Ben Jipcho, Dwight Stones, Steve Williams, Tony Waldrop, all in full color. Still available are color posters of Shorter, De

20-9	J. Dobroth (35) SCS 3/12
20-7	H. Christenson
20-6	T. Cain (39) SCS
20-5½	J. Callinger (33) CDM 3/12
20-4	N. Jams (36)
20-½	S. Loera (CDM) 4/16

141-6	E. Vanpelt (43) 4/16
139-8	D. Maggard (37)
133-2	G. Ker (54) CDM 4/24
131-0	M. McCormick (33)
121-6	G. Waterman (42) CDM 4/2

141-6	E. Vanpelt (43) 4/16
139-8	D. Maggard (37)
133-2	G. Ker (54) CDM 4/24
131-0	M. McCormick (33)
121-6	G. Waterman (42) CDM 4/2

Long Jump (40-49)

20-8½	S. Davison (46) CDM 3/12
20-4	D. Jackson (45) CDM 4/16
20-1½	M. Newton (43) SCS 1/8
19-8 3/4	T. Cain (40) SCS 4/2

Long Jump (50-59)

19-9½	T. Patsalis (55) CDM 3/12
16-6 3/4	P. Fetter (55) CDM 1/29
16-3 3/4	R. Spencer (53) SDTC 2/12

Long Jump (60+)

16-1	J. Satti (63) STC
15-4½	B. Morales (60) CDM 2/12
14-2 3/4	J. Vernon (60) STC 2/12

Long Jump Windy Marks:

22-11½	Elliot (30) 4/2
21-6¼	S. Davison (47) CDM 4/24
21-3¼	D. Jackson (45) CDM 4/24
17-6½	P. Fetter (55) CDM 4/2
13-4½	J. Caruso (67) STC 4/2

Triple Jump (30-39)

43-5	S. Loera (CDM) 4/16
43-2 3/4	A. Henry (39) CDM 4/16
38-6½	H. Christenson (32)
37-0	G. Miller (39) CDM 3/12

Triple Jump (40+)

39-9½	D. Jackson (45) CDM 3/12
38-9 3/4	S. Davison (47) CDM 3/12
36-10	C. Keffer (43) CDM 1/8
34-9	T. Nasrella (44) STC 1/8
33-4½	D. Brown (54) CDM 4/16
29-10	T. DeVaughn (54) CDM 4/16
18-4	J. Whittemore (77) 2/12

Discus 1.6 kilo

152-0	F. Gordien (54) CDM 4/24
119-6	D. Aldrich (56) CDM 4/24
110-5	R. Wiggington (51) NCS

Discus 1.0 kilo

143-7	J. Thatcher (60) CDM 4/16
141-2	H. DeGroot (61) STC 2/12
131-0	N. Buell (62) 2/12
122-3	K. Carnine (69) NCS
121-4	S. Herrmann (72) 4/8
115-6	R. Doms (70) SCS 4/2
114-11	J. York (63) NCS 2/12
112-4	B. Morales (60) CDM 2/12
102-9	B. DeGroot (70) STC 2/12

Hammer 16 pound

116-6	D. Douglass (45) SCS
104-2	R. Stepp (31)
95-5	H. Smith (41) SCS 4/16
92-11	R. Hassman (51)
79-3	S. Herrmann (72) 1/8
108-6(12#)	T. DeVaughn (54) CDM 4/16

Javelin 800 grams

200-0	D. Selby (30) 4/16
187-6	S. Ketcher (45)
184-6	H. Christenson (32)
183-6	D. Wells (33) CDM 2/12
163-4	B. Morales (60) CDM 2/12
162-2	P. Fetter (55) CDM 3/12
154-5	J. Trujillo (30)
147-1	H. Wallace (49) STC 4/16
146-4	R. Straub (48) SDTC 4/9
144-2	R. Stepp (31)
143-11	J. Toomey (30) CDM 4/2
141-4	H. DeGroot (61) STC 4/2

Javelin 600 grams

135-0	B. MacConaghy (68) CDM 1/8
122-8	C. McMahon (61) SDTC 4/9
115-11	E. Curtice (70)

Track & Field News

Good things come from Track & Field News, serving the track community for almost thirty years.

1 The best way to keep informed about what's happening across the nation and worldwide in track and field is by reading **TRACK & FIELD NEWS**, universally recognized as the bible of the sport. All the major news and excitement, from high school track through the Olympics, are brought to you each month. While we focus on top-caliber men's competition, all other aspects are covered, incl. women, masters, road racing, training tips, etc. \$11 yr. Write for sample copy.

2 Have you seen our fast-selling t-shirts? White shirts with color trim: USA, MOSCOW 80, RUN RUN RUN cartoon shirt, COMIC JOGGER, and TRACK & FIELD NEWS shirts. ROAD RUNNER cartoon shirt is yellow with multi-color design. All shirts available in sizes S,M,L,XL at \$4.50 each, plus 50¢ per shirt for postage, handling. All top quality cotton shirts, machine washable.



3 Our new jumbo track posters have been extremely popular. Rick Wohlhuter, Ben Jipcho, Dwight Stones, Steve Williams, Tony Waldrop, all in full color. Still available are color posters of Shorter, Prefontaine, Wottle, and Ryun/Keino. All color posters are \$2.50 each. Add 50¢ per order for postage and handling.

4 T&FN is still the foremost publisher of books on track and field. Recent titles are *The Little Red Book* (with Metric Conversion Tables and a goldmine of information on the sport), \$2.95; *How High School Runners Train*, \$3.50; and *Track and Field Omnibook*, 2nd ed., \$12.00. Write for complete booklist.



5 Coaches: keep up with the latest in technique and training. Read *Track Technique*, the Quarterly Review of Track and Field Athletics. Emphasis is given to easy-to-follow, immediately applicable material for your day-to-day coaching needs. \$5 a year.

Write for our complete catalog of books, films, the amazing new electronic stopwatches, jewelry, tours, and other track and field merchandise and equipment.

TRACK & FIELD NEWS, BOX 296, LOS ALTOS, CALIFORNIA 94022

JUNIOR COLLEGE MEN

compiled by FRED BAER with the aid of KEN DOSE and DON MULLIGAN




photo by Diane Johnson

Over the hurdle together: TONY HICKS of Skyline (left) and WALTER PRATT of Bakersfield. Pratt and Hicks are ranked one:two in the state.

3000 METER STEEPLECHASE

9:02.2	Joaquin Leano (Porterville)
9:18.4	Jim Martinelli (Skyline)
9:18.8	Dave Hull (San Mateo)
9:19.2	Shannon Laird (Palomar)
9:19.4	Steve Watkins (Monterey)
9:19.4	John Breneman (Canyons)
9:23.4	Kim Baez (Marin)
9:23.8	Greg Dean (Fullerton)
9:24.6	Bill Weed (American R.)
9:25.0	Mike Smith (Chabot)
9:25.6	Mike LeBold (Grossmont)
9:26.6	Bill Amable (Skyline)
9:30.0	Wally Buckingham (Grossmont)
9:32.0	John Embody (Meritt)
9:32.2	Kevin Searles (Diablo V.)
9:32.2	Mark Stoker (Delta)
9:33.4	John Higley (Cosumnes)
9:34.2	Bill Joseph (SJCC)

5000 METER RUN

14:27.0	Joaquin Leano (Porterville)
14:30.0	Kevin Burkin (LAV)
14:35.2	Ed Ramirez (Oxnard)
14:36.8	Mark Malec (SD Mesa)
14:44.0	Sal Godinez (Pasadena)
14:45.4	Mitch Kingery (San Mateo)
14:46.8	Gary Hernandez (SD Mesa)
14:48.6	Paul Mello (San Mateo)
14:51.6	Chuck Hattersley (Grossmont)
14:56.2	Joe Tipton (Palomar)
15:00.8	Greg Dean (Fullerton)
15:01.0	Tom McCann (Citrus)
15:03.3	Davney (Lassen)
15:04.0	Barry Boettcher (Mt. SAC)
15:04.4	Dave Helgeson (Grossmont)
15:05.0	Lane (SD Mesa)
15:05.6	Laird (Palomar)
15:05.9	Mike Lebold (Grossmont)
15:08.2	Bob Paulin (West Valley)
15:08.6	Gary Sutherland (AmR.)

100 METER DASH

10.0	Houston McTear (SMCC)
10.2	Ernest Lewis (Diablo V.)
10.2w	Elden Walker (Laney)
10.2w	Willie Jenkins (LA Harbor)
10.3	Ken Werriwether (SJCC)
10.3	Ed Taylor (Modesto)

400 METER DASH

46.3'	Billy Mullins (WLA)
47.2	Conoway (Oxnard)
47.3	Derald Harris (Los Medanos)
47.9	Doug Dantzer (LAH)
48.0	Lester Mickens (Alameda)
48.2	Mike Bishoe (Cuesta)

1500 METER RUN

3:48.5	Dan Aldridge (Santa Rosa)
3:52.2	Bill Davies (Grossmont)
3:53.6	Scott Blackburn (Moorpark)
3:53.9	Joe Tipton (Palomar)
3:54.4	Barry Kleinsasser (Citrus)
3:54.6	Kevin Burkin (LAV)

10,000 METER RUN

30:14.4	Joaquin Leano (Porterville)
---------	-----------------------------

Over the hurdle together: TONY HICKS of Skyline(left) and WALTER PRATT of Bakersfield. Pratt and Hicks are ranked one:two in the state.

15:01.0 Tom McCann(Citrus)
 15:03.3 Davney(Lassen)
 15:04.0 Barry Boettcher(Mt. SAC)
 15:04.4 Dave Helgeson(Grossmont)
 15:05.0 Lane(SD Mesa)
 15:05.6 Laird(Palomar)
 15:05.9 Mike Lebold(Grossmont)
 15:08.2 Bob Paulin(West Valley)
 15:08.6 Gary Sutherland(AmR.)

100 METER DASH

10.0 Houston McTear(SMCC)
 10.2 Ernest Lewis(Diablo V.)
 10.2w Elden Walker(Laney) 10.4
 10.2w Willie Jenkins(LA Harbor)
 10.3 Ken Werriwether(SJCC)
 10.3 Ed Taylor(Modesto)
 10.3w J.T. Carr(Compton) 10.5
 10.3w Billy Mullins(WLA) 10.5
 10.4 Horace Berry(SJCC)
 10.4 Paul Jackson(Alameda)
 10.4 Marcus Jennings(Chaffey)
 10.4 Mike McRae(Chabot)
 10.4 Jim Rohrig(Golden West)
 10.4 Ridgeway Robinson(LBCC)
 10.4 Tyron Shelton(LAV)
 10.4w Calvin Massay(Cosumnes) 10.5
 10.5 Roland Siai Siai(Palomar)
 10.5 Rickie Jackson(Pasadena)
 10.5 Gary Ewell(Riverside)
 10.5 Greg Flenory(Sequoias)
 10.5 Sherman Jones(SJCC)
 10.5 Mark Kent(Laney)
 10.5 Tim Saffold(Delta)
 10.5 Edgar Jackson(Delta)
 10.5' Kevin Jackson(Pasadena)
 10.5 Tony Gibson(SMCC)

400 METER DASH

46.3' Billy Mullins(WLA)
 47.2 Conoway(Oxnard)
 47.3 Derald Harris(Los Medanos)
 47.9 Doug Dantzler(LAH)
 48.0 Lester Mickens(Alameda)
 48.2 Mike Bisbee(Cuesta)
 48.3 Jesse Pena(Bakersfield)
 48.3 Elden Walker(Laney)
 48.4 Alvin Diles(Skyline)
 48.4 Vern Mayweather(Alameda)
 48.4 Ronnie Harris(Ventura)
 48.4 D. Smith(Pasadena)
 48.4 Phil Williams(Delta)
 48.4 Lloy(Orange Coast)
 48.5 Bob Foulke(San Mateo)
 48.5 Russell Harris(SJCC)
 48.5 Ron Vinson(Chaffey)
 48.5 Riggins(Grossmont)
 48.6 Johnny Ware(Cosumnes)
 48.6 Glenn Williams(LASW)

1500 METER RUN

3:48.5 Dan Aldridge(Santa Rosa)
 3:52.2 Bill Davies(Grossmont)
 3:53.6 Scott Blackburn(Moorpark)
 3:53.9 Joe Tipton(Palomar)
 3:54.4 Barry Kleinsasser(Citrus)
 3:54.6 Kevin Burkin(LAV)
 3:55.2 Robbie Bray(Bakersfield)
 3:55.4 J. Rouse(Pasadena)
 3:55.5 Sutton(Desert)
 3:56.0 Barry Boettcher(Bakersfield)
 3:56.0 Chuck Hattersley(Grossmont)
 3:56.3 Matt Dowling(Diablo Valley)
 3:56.5 Tom Smith(Chabot)
 3:56.5 Ed Ramirez(Oxnard)
 3:56.6 Mike McQueeney(DeAnza)
 3:56.8 Grosso(El Camino)
 3:56.9 Scott Fessenden(Fullerton)
 3:57.1 Jon Albrecht(Fullerton)
 3:57.2 Alfred Lara(Fresno)
 3:57.6 Mike Lebold(Grossmont)

10,000 METER RUN

30:14.4' Joaquin Leano(Porterville)
 31:00.0 Kevin Burkin(LAV)
 31:11.0 Burch(San Diego CC)
 31:29.1 Glen Best(Grossmont)
 31:40.2 Rubino(Glendale)
 31:48.2 Paul Mello(San Mateo)
 32:03.2 Ed Ramirez(Oxnard)
 32:11.0' John Brenneman(Canyons)
 32:16.2 Hughes(Grossmont)
 32:19.6' Joe Terrones(Canyons)
 32:20.0 Tokar(Saddleback)
 32:21.0 Dave Parrish(SJCC)
 32:24.9 Estada(Santa Ana)
 32:25.0 O'Neil(Fullerton)
 32:28.7 Becker(Fullerton)
 32:32.0 Wally Montenegro(SJCC)
 32:32.0 Earl Lagomarsino(AmR.)
 32:34.0 Gregg(Southwest)

200 METER DASH

21.0'w Derald Harris(Los Medanos)
 21.1 Houston McTear(SMCC)
 21.1w Greg James(LATT)
 21.1'w Eric Johnson(WLA)
 21.2 Artis Carhee(Compton)
 21.3 Roland Siai Siai(Palomar)
 21.3 Stan Webster(Mt. SAC)
 21.3 Eric Patton(Cosumnes)
 21.3 Phil Williams(Delta)
 21.4 Paul Jackson(Alameda)
 21.4 Jeffery Sexton(Compton)
 21.4 Sherman Jones(SJCC)
 21.4' Ed Taylor(Modesto)
 21.4 Elden Walker(Laney)
 21.4 Edgar Orange(Mt. SAC)
 21.4 Johnson(Harbor)
 21.4 Gary Ewell(Riverside)
 21.46 Doug Danzlier(LAH)
 21.4w Vallin(Fullerton)
 21.5 Tyron Shelton(LAV)
 21.5 Jim Rohrig(Golden West)
 21.5' Lew McGlothlin(ELA)
 21.5' Tony Gibson(SMCC)

800 METER RUN

1:52.1 Mike Bisbee(Cuesta)
 1:52.2 Tim Costa(Fullerton)
 1:52.4 Lindholm(Palomar)
 1:52.6 Dan Aldridge(Santa Rosa)
 1:52.7 Steve Tyler(Mt. SAC)
 1:52.7 Short(Palomar)
 1:52.9 Chuck Hattersley(Grossmont)
 1:53.3 Larry Martin(Antelope V.)
 1:53.4 Lester Mickens(Alameda)
 1:53.7 Flynn(Chaffey)
 1:53.9 Darrel Lewis(Hartnell)
 1:54.3 Archei Hughes(Con Costa)
 1:54.5 Albrecht(Fullerton)
 1:54.6 Dave Emery(Chabot)
 1:54.7 Sam Sayney(Pasadena)
 1:54.8 Fessenden(Fullerton)
 1:54.9 Ragan(Glendale)
 1:55.0 Dave Leipold(Shasta)
 1:55.0 Bill Davies(Grossmont)
 1:55.0 John Rouse(Pasadena)

2 MILE RUN

9:04.2 Joaquin Leano(Porterville)
 9:05.6 Mitch Kingery(San Mateo)
 9:07.2 Rob Bray(Bakersfield)
 9:09.8 Scott Blackburn(Moorpark)
 9:11.0 Gary Hernandez(SD Mesa)
 9:11.6 Kevin Burkin(LAV)
 9:12.4 Alfred Lara(Fresno)
 9:13.2 Sal Godinez(Pasadena)
 9:13.6 Tom Smith(Chabot)
 9:14.0 Tom Zinger(Moorpark)
 9:14.4 Jim Mebust(American R.)
 9:15.8 Mike Smith(Chabot)
 9:17.4 Paul Mello(San Mateo)
 9:17.5 John Brenneman(Canyons)
 9:19.4 Greg Dean(Fullerton)
 9:20.6 Joe Tipton(Palomar)
 9:20.8 R. Burch(San Diego)
 9:24.0 Art Baudendistal(AmR.)
 9:24.2 Jon Higley(Cosumnes)
 9:24.6 Tim Chain(DeAnza)

110 METER HIGH HURDLES

13.7 Scott Monroy(SJCC)
 14.0 Roland Siai Siai(Palomar)
 14.0w Tom Turner(Fullerton) 14.1
 14.0w Tony Hicks(Skyline) 14.2
 14.2 Charlie Thomas(Monterey)
 14.2 Todd Kaberline(Mt. SAC)
 14.2w Anthony Washington(Fresno) 14.4
 14.2w Harold Turner(C. Costa) 14.3
 14.3 Bill Dorvall(Butte)
 14.3w Calvert Jones(Cosumnes) 14.6
 14.37w Charles Hatch(CCSF) 14.5
 14.4 Ronnie Glenn(ELA)
 14.4 Clarence Dixon(Delta)
 14.4 Raphael Smith(Skyline)
 14.4 Anthony Young(Compton)
 14.4w Gary Ellis(Fresno)
 14.5 Kelley(Chaffey)
 14.5 Anthony Greene(Mt. SAC)
 14.5 Dennis Claxton(Merriitt)

TOP MARKS 1977

Send all additions, corrections and junior college results to: California Track News, 1717 South Chestnut Ave., Fresno, CA 93702.

400 METER HURDLES

- 51.6 Walt Pratt(Bakersfield)
- 51.70 Tony Hicks(Skyline)
- 52.0 Anthony Young(Compton)
- 52.3 Larry Richardson(S.Rosa)
- 52.4 Elvester Strong(Pasadena)
- 52.4 Craig Evins(Grossmont)
- 52.6 Raphael Smith(Skyline)
- 52.7 Andri Hargrave(Compton)
- 52.7 Tom Harris(Canyons)
- 53.0 Jaime Starmer(Butte)
- 53.1 Calvert Jones(Cosumnes)
- 53.4 Jene Calloway(San Diego CC)
- 53.4 Mike Campa(Mt. SAC)
- 53.4 Steve McKenzie(Am.R.)
- 53.5 Wilson(Grossmont)
- 53.5 Dennis Claxton(Alameda)
- 53.5 Tom Turner(Fullerton)
- 53.5 Clarence Hopper(Long Beach)
- 53.7 Scott Monroy(SJCC)
- 53.8 Rod Palon(Diablo V.)
- 53.8 Keith Anderson(San Mateo)
- 53.9 Craig Anderson(SJCC)
- 53.9 Reimon Fundin(Palomar)
- 53.9 Gary Lockhart(C. Costa)

TRIPLE JUMP

- 53-4w Mike McRae(Chabot)
- 51-11½w Chris DeFrance(Bakersfield)
- 51-8w Eddie Tate(Fresno)
- 51-5 3/4 Greg Riley(Pasadena)
- 51-4w Gerald Halcomb(LBCC)
- 51-0½w Pete Moreno(SJCC)
- 50-7½w A. Frazier(Cosumnes)
- 50-0w Larry Jackson(Chabot)
- 49-11 3/4 Glen Woods(Los Medanos)
- 49-9w Junior Rojas(SJCC)
- 49-8 3/4 Paul Marshall(Delta)
- 49-5½w Hayes(Pasadena)
- 49-4 Jeff Clingan(Cerritos)
- 49-2w Ray Hendricks(Cosumnes)
- 49-1½w Joseph(El Camino)
- 48-9½ Steve Scott(Foothill)
- 48-8½w Mike Cook(American R.)
- 48-8½w Norm Miller(Cosumnes)
- 48-5 Ed Taylor(Modesto)

440 YARD RELAY

- 40.5 Pasadena,
- 40.6 San Jose
- 40.75 Santa Monica
- 40.8 Cosumnes River
- 41.09 Los Medanos
- 41.2 Alameda
- 41.3 City Coll. of San Francisco
- 41.4 Laney
- 41.4 LA Harbor
- 41.4 Chabot
- 41.5 San Joaquin Delta
- 41.5 Diablo Valley
- 41.5 West LA
- 41.5 Los Angeles City
- 41.6 Mt. San Antonio
- 41.6 San Diego Mesa
- 41.7 Bakersfield
- 41.7 Palomar
- 41.7 San Diego City
- 41.8 Skyline

ONE MILE RELAY

- 3:10.8 Alameda
- 3:12.3 San Jose
- 3:12.8 Bakersfield
- 3:13.4 Laney
- 3:13.8 West LA
- 3:14.2 Foothill
- 3:14.3 Cosumnes River
- 3:14.3 San Mateo
- 3:14.3 City Coll. of San Francisco
- 3:14.5 Compton
- 3:14.8 Pasadena
- 3:15.35 Skyline
- 3:16.0 Glendale
- 3:16.3 Chabot
- 3:16.5 Grossmont
- 3:17.1 Fullerton
- 3:17.8 American River
- 3:17.9 Santa Rosa
- 3:18.6 LA Harbor
- 3:18.9 Contra Costa
- 3:18.9 Long Beach

HIGH JUMP

- 7-1 Mark Wilson(Diablo V.)
- 7-0½ Leo Williams(Alameda)
- 7-0 Ron Horn(Fresno)
- 7-0 Bob Boller(Glendale)
- 7-0 Thurlis Gibbs(SJCC)
- 7-0 Keith Dimes(Solano)
- 7-0 Todd Ward(Bakersfield)
- 7-0 Bob Peterson(Chabot)
- 7-0 Randy [redacted](CCSF)
- 6-11½ Rodney [redacted](Alameda)
- 6-11 Larry Dogan(Delta)
- 6-10½ Steve Garnett(Pasadena)
- 6-10½ K. Connell(Orange Coast)
- 6-10 Phil Isaac(Glendale)
- 6-10 Tony Adams(Desert)
- 6-10 Joseph(El Camino)
- 6-10 Mark [redacted](Mt. SAC)
- 6-10 Mike [redacted](Pasadena)
- 6-10 Syl Pritchett(Santa Ana)
- 6-9½ David Henderson(Bakersfield)

SHOT PUT

- 61-5½ Dave Laut(SJCC)
- 61-5½ Steve Summers(Pasadena)
- 57-9 Dave Fuller(LBCC)
- 56-2½ John Turton(Porterville)
- 55-9 John Logsdon(Fullerton)
- 54-11¼ Paul Johnson(Fullerton)
- 54-1 Tony Williams(Fresno)
- 53-5½ Nick Popovich(Pasadena)
- 53-3½ Chuck Desadier(SBV)
- 52-11 3/4 Mike Gough(DeAnza)
- 52-10½ Bob Gasway(Golden West)
- 52-10½ Mike Johnson(Santa Rosa)
- 52-5 Tim Johnson(Cosumnes)
- 52-3½ Mike Smith(San Mateo)
- 52-1 Eric Seubert(Skyline)
- 51-10 Lee Foster(DeAnza)
- 51-9 Howard Stuart(DeAnza)
- 51-8½ Rick McDonald(Shasta)
- 51-8½ Dave Herbert(Sacramento)
- 51-7 Ray Schblaske(DeAnza)

DISCUS

- 172-9 John Turton(Porterville)
- 171-1 Kris Lettow(Grossmont)

POLE VAULT



photo by Diane Johnson




photo by Diane Johnson

7-0 Keith Dimes(Solano)
 7-0 Todd Ward(Bakersfield)
 7-0 Bob Peterson(Chabot)
 7-0 Randy [redacted](CCSF)
 6-11½ Rodney [redacted](Alameda)
 6-11 Larry Dogan(Delta)
 6-10½ Steve Garnett(Pasadena)
 6-10½ K. Connell(Orange Coast)
 6-10 Phil Isaac(Glendale)
 6-10 Tony Adams(Desert)
 6-10 Joseph(El Camino)
 6-10 Mark [redacted](Mt. SAC)
 6-10 Mike [redacted](Pasadena)
 6-10 Syl Pritchett(Santa Ana)
 6-9½ David Henderson(Bakersfield)

52-10½ Bob Gasway(Golden West)
 52-10½ Mike Johnson(Santa Rosa)
 52-5 Tim Johnson(Cosumnes)
 52-3½ Mike Smith(San Mateo)
 52-1 Eric Seubert(Skyline)
 51-10 Lee Foster(DeAnza)
 51-9 Howard Stuart(DeAnza)
 51-8½ Rick McDonald(Shasta)
 51-8½ Dave Herbert(Sacramento)
 51-7 Ray Schblaske(DeAnza)

DISCUS

POLE VAULT

17-2½ Charles Brown(El Camino)
 17-1 Steve Orawetz(W. Valley)
 17-0 Raimo Eskola(Pasadena)
 16-8 Jon Warner(El Camino)
 16-8 Kimmo Jokivartio(Pasadena)
 16-1 Tim McDonald(S. Rosa)
 16-0 Stan Reyes(Fresno)
 16-0 Kim Black(San Mateo)
 16-0 Kevin Stevenson(San Mateo)
 16-0 Doug Searle(West Valley)
 16-0 Rick Vasquez(West Valley)
 15-8 John Clemmons(LA Harbor)
 15-8 Dave Nelson(LA Harbor)
 15-6½ Brad Smith(Sequoias)
 15-6 Mike Thornton(Fresno)
 15-6 Foster(Saddleback)
 15-6 Bob Dillard(San Mateo)
 15-3 Eric Engberg(Mt. SAC)
 15-2 Tom Turner(Fullerton)

172-9 John Turton(Porterville)
 171-1 Kris Lettow(Grossmont)
 170-4 Dave Fuller(LBCC)
 170-1 Eric Patton(Cosumnes)
 169-11 Gregg Tafralis(San Mateo)
 166-8 Kev Corbett(Fullerton)
 165-3 Steve Summers(Pasadena)
 162-9 Kurt Vonegas(Foothill)
 162-7 Rich Stewart(Cypress)
 162-7 Dan John(Skyline)
 161-9 Paul Fuller(LBCC)
 161-5 Rick Dozier(CCSF)
 161-3 Joe Diregolo(Chabot)
 160-0 Willie Nevels(CCSF)
 157-11 Mike Bickers(Alameda)
 156-10 Bill Perry(DeAnza)
 156-8 Gregg Boreiro(Canyons)
 156-2 Dave Rodgers(Diablo V.)
 155-10 Johnson(Fullerton)
 155-10 Tony Williams(Fresno)
 155-8 Curt Eilenberg(Orange C.)

JAVELIN


LONG JUMP

25-9 3/4w Ned Armour(SD Mesa)
 25-5½ Marcus Jennings(Chaffey)
 25-1 3/4 Bobby Jones(ELA)
 25-0½ Sid Mitchell(Pasadena)
 24-11 Grey Turner(Alameda)
 24-10 Skip Peterson(San Mateo)
 24-7 Raymond Reeb(Mt. SAC)
 24-7 Ed Taylor(Modesto)
 24-4½ Chris DeFrance(Bakersfield)
 24-4 Stan Webster(Mt. SAC)
 24-3½ Alvin Spencer(Compton)
 24-2½ Mike McRae(Chabot)
 24-1½ Dwayne Pulliam(Alameda)
 24-1 Clingan(Cerritos)
 24-1 Mike Morgan(Pasadena)
 23-11½ Eddie Tate(Fresno)
 23-8½ Dorrell(Grossmont)
 23-7 2/4w Norm Miller(Cosumnes)
 23-7 George Farmer(SMCC)

255-9 Luc LaPerriere(Palomar)
 252-1 Tom Petranoff(Palomar)
 238-0 Wayne Guy(Southwestern)
 223-9 Tom Jadwin(Bakersfield)
 218-6 Mark Booth(Mt. SAC)
 218-4 Roger Cain(ELA)
 217-9 Chris Johnson(Mt. SAC)
 216-2 Steve Funderbunk(Riverside)
 215-8 Mark Andrews(WLA)
 212-5 Mike Carli(Canyons)
 211-2 Kevin Hyland(Grossmont)
 210-11 Mark Andrews(WLA)
 208-3 Hiram Muna(SD Mesa)
 208-0 Larry Cole(Butte)
 207-8 Chuck Tuey(Golden West)
 206-2 Norm Finke(Modesto)
 205-5 Gary Goff(Riverside)
 2-3-10 Haynes(Desert)
 200-1 Tom Giles(DeAnza)




DAVE LAUT of San Jose CC
State leading shot putter



SCOTT FESSENDEN paces Fullerton
 JC to a 10:10.4 distance medley relay.

photo by Diane Johnson



San Jose Relays: 440 Relay first exchange. San Jose CC wins in meet record time 40.60, Pasadena second 40.96, and Los Medanos third 41.09.

1977 Top Marks - High

compiled by RON BLACKWOOD with the aid of KEITH CONNING, JACK SHEPARD, and MIKE KENNEDY.

send all additions and corrections to: Ron Blackwood, 1220 Greenwood, Sanger, CA 93657.

send all high school meet results to: California Track News, 1717 South Chestnut Ave., Fresno, CA 93702.

100 YARD DASH

9.5	Dailey (JFK, Sacramento)
9.5	Jackson (Franklin, Stockton)
9.5 w	Dawkins (Mt. Pleasant, S.)
9.5 w	Cleveland (Pasadena)
9.5 w	Howard (Palmdale)
9.6	Russell (Henry, San Diego)
9.6	M. Sanford (Pasadena)
9.6	Trapps (Pittsburg)
9.6	Thomas (Centennial, Compton)
9.6	Burrell (Piner, Santa Rosa)
9.6	Wilkes (Santa Cruz)
9.6 n	Bradley (Johnson)
9.6 w	Williams (El Camino, Oceanside)
9.6 w	Green (Antelope Valley)
9.6 w	Hill (JFK, Barstow)
9.6 w	Thomas (Hanford)
9.6 w	Brown (Monrovia)

440 YARD DASH

46.7	J. Sanford (Pasadena)
48.1	White (Richmond)
48.3	Bethany (Fontana)
48.4	Johnson (S. Ana Valley)
48.5	Smith (Fremont, L.A.)
48.6	Williams (Chatsworth)
48.8	Forrest (Los Angeles)
48.8	Porter (Highlands, Sac)
48.9	Bradley (Fremont, L.A.)
48.9 n	Grant (Grant, Sac)
49.0	Stewart (Kennedy, Rich.)
49.0	J. Walters (Estancia)
49.2	Chambers (Santa Monica)
49.3	Polter (McLane, Fresno)
49.3	Medina (Narbonne, Harbor City)
49.5	Corum (Newport Harbor)
49.5	Mitchell (Muir, Pasadena)
49.5 n	Bowie (Muir, Pasadena)
49.5	MacCauley (N. Dame, S. Oaks)
49.5	Jones (Grant, Sac)

220 YARD DASH

21.0	Williams (Chatsworth)
21.1	J. Sanford (Pasadena)
21.3	Russell (Henry, San Diego)
21.3	Forrest (Los Angeles)
21.3	Phillips (Silver Crk, SJ)
21.4	Burrell (Piner, Santa Rosa)
21.5	Trapps (Pittsburg)
21.5	Jackson (Franklin, Stockton)
21.6	Smith (Fremont, L.A.)
21.6	Green (Ayer, Milpitas)
21.6	Washington (Burbank)
21.6 n	Bradley (Johnson)
21.7	Holland (Silver Crk, SJ)
21.7 w	Slaton (University, L.A.)
21.8	Winans (Carson, L.A.)
21.8	Jackson (Pasadena, L.A.)
21.8	Dailey (JFK, Sacramento)
21.8 n	Moschin (Cleveland, Reseda)
21.8 w	Lewis (Banning, L.A.)

880 YARD RUN

1:53.3	Navarro (Oakmont, Roseville)
1:53.3	White (Richmond)
1:53.9	MacCauley (N. Dame, S. Oaks)
1:53.9	Kingsland (El Modena)
1:54.3 n	Stillings (Artesia)
1:54.4	Ross (Serra, San Mateo)
1:54.4 n	O'Reilly (San Rafael)
1:54.5	Jones (Gardena, L.A.)
1:54.5 n	Tapia (Cabrillo, Lompoc)
1:54.6	Cunningham (Blair, Pasadena)
1:55.1 n	Schneider (Lodi)
1:55.2	Francis (Yucaipa)
1:55.2 n	Foster (San Mateo)
1:55.4	Talonus (Dana Hills)
1:55.5	Hope (Alta Loma)
1:55.6 n	Hoag (Pinole Valley)

photo by Jeff Zimmerman



880 YARD RUN

21.0	Williams (Chatsworth)				
21.1	J. Sanford (Pasadena)				
21.3	Russell (Henry, San Diego)	1:53.3	Navarro(Oakmont, Roseville)		
21.3	Forrest (Los Angeles)	1:53.3	White (Richmond)		
21.3	Phillips (Silver Crk, SJ)	1:53.9	MacCauley(N.Dame, S. Oaks)		
21.4	Burrell (Pinor, Santa Rosa)	1:53.9	Kingsland (El Modena)		
21.5	Trapps (Pittsburg)	1:54.3n	Stillings (Artesia)		
21.5	Jackson (Franklin, Stockton)	1:54.4	Ross (Serra, San Mateo)		
21.6	Smith (Fremont, L.A.)	1:54.4n	O'Reilly (San Rafael)		
21.6	Green (Ayer, Milpitas)	1:54.5	Jones (Gardena, L.A.)		
21.6	Washington (Burbank)	1:54.5n	Tapia (Cabrillo, Lompoc)		
21.6 n	Bradley (Johnson)	1:54.6	Cunningham(Blair, Pasadena)		
21.7	Holland (Silver Crk, SJ)	1:55.1n	Schneider (Lodi)		
21.7 w	Slaton (University, L.A.)	1:55.2	Francis (Yucaipa)		
21.8	Winans (Carson, L.A.)	1:55.2n	Foster (San Mateo)		
21.8	Jackson(Pasises, L.A.)	1:55.4	Talenous (Dana Hills)		
21.8	Dailey (JFK, Sacramento)	1:55.5	Hope (Alta Loma)		
21.8 n	Moschin (Cleveland, Reseda)	1:55.6n	Hoag (Pinole Valley)		
21.8 w	Lewis (Banning, L.A.)	1:56.2	Jensen (Buchser, San Jose)		
21.8 w	Thomas(Centennial, Compton)	1:56.3	Montgomery (La Canada)		
21.8 w	Edging (Ganesha, Pomona)	1:56.5	Hedalgo (Workman)		
		1:56.6	Maxwell (Westmoor, Daly City)		
		1:56.6	Blavet (Banning, L.A.)		

photo by Keith Conning



ROD BERRY (Redwood, Larkspur)
winning North Coast Section CIF cross
country meet.

ONE MILE RUN

4:11.3	Fricker (Hemet)				
4:11.4 n	Christensen(Edison,Hunt.Bch)				
4:11.5	Stillman(Willow Glen, SJ)				
4:12.0	Ross (Serra, San Mateo)				
4:12.2	Berry (Redwood, Larkspur)				
4:12.5 n	Daniels(SanGongornio, SanBern)				
4:14.6	Green (Paradise)				
4:15.5	Navarro(Oakmont,Roseville)				
4:16.4 n	Hope (Alta Loma)				
4:17.1	O'Rielly (San Rafael)				
4:17.3	Hale (Stagg, Stockton)				
4:17.6 n	Peralta (Santa Fe)				
4:18.0	Hitchcock (So Lake Tahoe)				
4:18.0	Schmidt (Anderson)				
4:18.0	Harbaugh (Piedmont)				
4:18.6	Stormo (Agoura)				
4:18.6	B. Kester (Artesia)				
4:18.6	Medvin (University, L.A.)				
4:18.8	Smith (Eureka)				
4:19.0	Baker (Stagg, Stockton)				
4:19.5	Perez (Kearney, San Diego)				
4:19.7	Alvarez (Coachella Valley)				
4:19.8	O'Neil (Jesuit, Sacramento)				

TWO MILE RUN

8:59.3	Fricker (Hemet)				
9:01.0n	Daniels(San Gongornio,S.Ber)				
9:03.0	Alvarez (Coachella Valley)				
9:05.6	Ortiz (JFK, Barstow)				
9:08.0	C. Assumma(Eisenhower,Rialto)				
9:09.4	F. Assumma(Eisenhower,Rialto)				
9:09.4	O'Neil(Jesuit,Sac)				
9:09.5	Young (Costa Mesa)				
9:09.5	F. Ebner (Bishop)				
9:10.4	Carrasco(Mt.Pleasant,SJ)				
9:10.9	Sanz(Cantwell, Montebello)				
9:11.3	Holmes (Downey, Modesto)				
9:11.7	Schrivier (Montebello)				
9:12.0	Sup (Palma, Salinas)				
9:12.4	Perez (Kearney, San Diego)				
9:12.5	Berry(Redwood, Larkspur)				
9:13.3	B. Kester (Artesia)				
9:14.0	Love (Carlmont, Belmont)				
9:14.6	Westfall (Villa Park)				
9:14.7	Brewer (Leigh, San Jose)				
9:16.0	Hope (Alta Loma)				

120 YARD HIGH HURDLES

13.8	Perry (Banning, L.A.)				
13.9 n	P. Johnson(Gardena, L.A.)*				
13.9 n	Margerum(Fountain Valley)				
14.0	Phillips(Silver Crk, SJ)				
14.1	Clark (Menlo Atherton)				
14.1	Emerson (Pittsburg)				
14.1 n	J. Sanders (Muir, Pasadena)				
14.1 w	Milloy (Pasadena)				
14.2	Tyler (Thousand Oaks)				
14.2	Stewart (W. Covina)				
14.2	Grimes (Lowell)				
14.2 w	Barton (Pinor, Santa Rosa)				
14.2 w	Corley(Cleveland, Reseda)				
14.2	Gangnuss (Dublin)				
14.3	Stone (Perris)				
14.3	Hawkins (Burlingame)				
14.3	Rodriguez (Tulare Western)				
14.3	Anderson (Pinole)				
14.3	Coffee (Merced)				
14.3	White (Richmond) *				
14.3 w	Howard (Palmdale)				



CARLOS CARRASCO – Mt. Pleasant(San Jose) two mile standout.

School BOYS

330 YARD LOW HURDLES

- 37.1(IH) Phillips (Silver Creek, SJ)
- 37.3 W. Curran(Crespi, Encino)*
- 37.4 Hohmann (Taft)
- 37.4 n Grubbs (Blair, Pasadena)
- 37.5 Barton (Pinor, Santa Rosa)
- 37.6 Grady (JFK, Barstow)
- 37.6 n Chambers (Santa Monica)
- 37.7 Perry (Banning, L.A.)
- 37.8 Milloy (Pasadena)
- 37.9 Snyder (Ventura)
- 37.9 Marjana (Paradise)
- 38.0 n Holmes (Cres. Valley)
- 38.0 n Hawkins (Burlingame)
- 38.1 Conway (Santa Barbara)
- 38.1 Gonzales (Exeter)
- 38.1 Lowe (McLane, Fresno)
- 38.2 Patterson (DeAnza)
- 38.3 Wycoff (Monroe, L.A.)
- 38.3 Hedlund (Villa Park)
- 38.4 Moore (Muir, Pasadena)
- 38.4 Johnson (Gardena, L.A.)
- 38.4 Barrett (El Cerrito)
- 38.5 Chapman (Yerba)
- 38.5 Bradley (LB Poly)
- 38.5 Mejia (Thousand Oaks)
- 38.6 Miller (Hart, Newhall)
- 38.6 Warren (Ontario)
- 38.6 Taylor (Thousand Oaks)

440 YARD RELAY

- 41.4 Pasadena
- 41.8 Fremont (LA)
- 42.3 Muir (Pasadena)
- 42.5 Monrovia
- 42.5 Gardena (LA)
- 42.5 Mt. Pleasant (San Jose)
- 42.6 Santa Ana Valley
- 42.6 Silver Creek (San Jose)
- 42.6 Johnson (Sacramento)
- 42.7 Bakersfield
- 42.7 Oakland
- 42.7 JFK (Barstow)
- 42.7 Cleveland (Reseda)
- 42.7 Poly (Long Beach)
- 42.7 Banning (LA)
- 42.7 Pittsburg

HIGH JUMP

- 7- $\frac{1}{2}$ Lawrence (Thousand Oaks)
- 7- $\frac{1}{4}$ Olson (El Camino Real)
- 7-0 Frazier (Fremont, L.A.)
- 7-0 Smith (Santa Monica)
- 6-11 Gordien (Claremont)
- 6-10 $\frac{3}{4}$ Edwards (Terra Linda, SJ)
- 6-10 $\frac{3}{4}$ Burt (Hunt. Beach)
- 6-10 $\frac{1}{2}$ Hice (Oakland)
- 6-10 Nordquest (Sonora)
- 6-9 $\frac{3}{4}$ Snyder (Los Altos)
- 6-9 $\frac{1}{2}$ Fruer (Laguna)
- 6-9 Boyd (El Dorado)
- 6-9 Jones (JFK, Barstow)
- 6-9 Balkin (Glendale)
- 6-8 $\frac{1}{2}$ Rakestraw (Torrey Pine, SD)
- 6-8 $\frac{1}{4}$ Schanks (BonitaVista, C.Vista)
- 6-8 Low (Tamalpais)
- 6-8 Good (Rio Mesa)
- 6-8 Harris (Los Alamitos)
- 6-8 Davidson (Napa)
- 6-8 Churchill (Livermore)
- 6-8 Link (JFK, Sacramento)
- 6-8 J. Sanders (Muir, Pasadena)
- 6-8 Wyrick (Mt. Pleasant, SJ)
- 6-8 Davis (Miraleste, San Diego)
- 6-8 Calloway (Royal, Simi Vly)
- 6-8 Dryden (S. Gongornio, S.Bern)
- 6-8 Pickett (Chico)
- 6-8 Sullivan (Sonoma)
- 6-8 Grubbs (Blair, Pasadena)
- 6-8 Tyler (L.B. Poly)
- 6-8 Reddick (Laguna)
- 6-8 Cursten (University)

POLE VAULT

- 16-4 $\frac{1}{4}$ A. Curran(Crespi, Encino)
- 16-1 $\frac{1}{2}$ B. J. Pierce (Sanger)
- 15-8 $\frac{1}{2}$ Rakhshani (Edison, Hunt.Bch)
- 15-7 J. Sidler (Villa Park)
- 15-7 G. Ernst (El Dorado)
- 15-7 Fernside (Del Mar, SJ)
- 15-6 Tardieu (Del Mar, SJ)
- 15-3 $\frac{1}{2}$ S. Foss (Santa Ynez)
- 15-3 Johnson (Gardena, LA)

TRIPLE JUMP

- 51-2 $\frac{1}{2}$ Williams (ElCamino,Ocean.)
- 49-9 w Jones (Pasadena)
- 48-11 $\frac{1}{2}$ Bates (Menlo Atherton)
- 48-10 Robinson (Berkeley)
- 48-4 Benson (Lutheran, LA)
- 48-4 Grubbs (Blair, LA)
- 48-1 $\frac{3}{4}$ Woodward (Silver Crk, SJ)
- 48-1 $\frac{1}{4}$ Margerum (Fountain Vly)
- 48-0 $\frac{3}{4}$ Tyler (Washington, LA)
- 48-0 White (Camden, SJ)
- 47-11 $\frac{1}{2}$ Alexander (Roosevelt, Fresno)
- 47-11 Jackson (Pinole Vly)
- 47-9 $\frac{1}{2}$ w Leberherz (Seramonte, DalyCity)
- 47-9 Sanders (Baset, SJ)
- 47-8 $\frac{3}{4}$ Williams (Muir, Pasadena)
- 47-8 $\frac{1}{2}$ Walker (Roosevelt, Fresno)
- 47-8 Eddings (Roosevelt, Fresno)
- 47-4 $\frac{1}{2}$ Rayford (Avenal)
- 47-2 Torrance (Tulare Western)

- 58-2 Faiman (Pomona)
- 58-0 $\frac{3}{4}$ Brown (Camden, SJ)
- 57-10 $\frac{1}{2}$ Parker (St. Ignatious, SF)
- 57-10 $\frac{1}{2}$ Mohr (Analy, Sebastipol)
- 57-7 $\frac{1}{2}$ Halle (Piedmont)
- 57-6 Walker (Lompoc)
- 57-4 $\frac{1}{2}$ Gonzales (Silver Crk, SJ)
- 57-3 Harper (San Clemente)
- 57-0 Suefloh (Woodside)
- 56-10 $\frac{1}{2}$ Dutcher (Damien)
- 56-7 $\frac{3}{4}$ Larson (West, Fkfld)
- 56-7 Carl (Lowell)

DISCUS

- 194-10 Thompson (Santa Ynez)
- 186-7 Bryant (Antelope Vly)
- 186-0 McSeveney (Gahr, Artesia)
- 185-2 Crow (Monache, Porterville)



photo by Dave Stock

THE BEST ANNUAL EVER

1977 U.S. Boys High School Track

**Athlete of the Year selections

**Preps in the Olympics

440 YARD RELAY

41.4	Pasadena
41.8	Fremont (LA)
42.3	Muir (Pasadena)
42.5	Monrovia
42.5	Gardena (LA)
42.5	Mt. Pleasant (San Jose)
42.6	Santa Ana Valley
42.6	Silver Creek (San Jose)
42.6	Johnson (Sacramento)
42.7	Bakersfield
42.7	Oakland
42.7	JFK (Barstow)
42.7	Cleveland (Reseda)
42.7	Poly (Long Beach)
42.7	Banning (LA)
42.7	Pittsburg
42.7	VerDumDi
42.7	n Sequoia (Redwood City)
42.8	Serramonte (Daly City)
42.8	Dorsey (LA)
42.8	JFK (Richmond)
42.8	Edison (Fresno)
42.9	Monroe (LA)
42.9	Duarte
42.9	Camden (SJ)

ONE MILE RELAY

3:16.3	Fremont (LA)
3:17.9	Muir (Pasadena)
3:18.4	Banning (LA)
3:20.2	Highland (Sac)
3:20.5	Pasadena
3:21.0	Newport Harbor
3:21.5	Cabrillo
3:21.7	San Bernardino
3:22.0n	Santa Barbara
3:22.0n	Johnson (Sac)
3:22.1n	Washington (LA)
3:22.1n	Skyland (Oakland)
3:22.2	Silver Creek (SJ)
3:22.2n	Santa Monica
3:22.3	Grant (Sacramento)
3:22.5	Fontana
3:22.5	Highland (Sac)
3:22.7	JFK (Richmond)
3:22.8	Mt. Pleasant (SJ)
3:23.0	Richmond
3:23.3	San Carlos
3:23.4	McLane (Fresno)
3:23.4	Cleveland (Reseda)
3:23.6	Morse (San Diego)
3:23.8	Hanford

POLE VAULT

16-4 $\frac{1}{2}$	A. Curran (Crespi, Encino)
16-1 $\frac{1}{2}$	B. J. Pierce (Sanger)
15-8 $\frac{1}{2}$	Rakhshani (Edison, Hunt.Bch)
15-7	J. Sidler (Villa Park)
15-7	G. Ernst (El Dorado)
15-6	Fernside (Del Mar, SJ)
15-3 $\frac{1}{2}$	Tardieu (Del Mar, SJ)
15-3	S. Foss (Santa Ynez)
15-1 $\frac{1}{2}$	Johnson (Gardena, LA)
15-1 $\frac{1}{2}$	Snyder (Cabrillo, Lompoc)
15-1	Tully (Millikan, Long Beach)
15-1	Thilkin (Millikan, Long Beach)
15-0	Alexander (Monte Vista, Cup)
14-11	Sula (Lemoore)
14-10	Frasher (Cabrillo, Lompoc)
14-7 $\frac{1}{2}$	Cox (Quartz Hill)

LONG JUMP

24-10 $\frac{1}{2}$	Jones (JFK, Barstow)
24-4 $\frac{3}{4}$	Bates (Menlo-Atherton)
24-4 $\frac{1}{2}$	White (Camden, SJ)
24-2 w	Pitts (Santa Ana Vly)
24-0 w	Clark (Highland, Sacto)
23-10 $\frac{3}{4}$	Howard (Palmdale)
23-10 $\frac{1}{2}$	Williams (El Camino, Ocean.)
23-10 $\frac{1}{2}$	Woods (Los Gatos)
23-9	Warren (Edison, Stockton)
23-7 $\frac{1}{2}$	Fernandez (Castro Vly)
23-7	DeCuir (Monrovia)
23-6	Hawkins (Tracy)
23-5 $\frac{3}{4}$	Butler (Fremont, L.A.)
23-5	D. Sanders (Muir, Pasadena)
23-5	Williams (Muir, Pasadena)
23-5	Austin (Pius X)
23-5	Alexander (Roosevelt, Fresno)
23-2	Glover (DeAnza, Rich.)
23-1	Austin (Vallejo)
23-0	Walker (Roosevelt, Fresno)
23-0	Durham (Oakland)
23-0	Scott (Los Angeles)
23-0	Bryant (Washington, L.A.)




photo by Dave Stock

U.S. Boys High School Track

**Athlete of the Year selections

**Preps in the Olympics

**1976 HS All-American Team

**Complete Review of 1976, indoor & outdoor

**Big features on

International Prep Invitational 1976

Golden West Invitational 1976

All-time winners of both meets

**National, class and age records, indoor & outdoor

**1976 performance lists: indoor and outdoor

**All-time indoor and outdoor lists

**36 photos of prep stars

**64 pages, paperbound

\$2.00

plus 25 cents postage and handling

California residents add 6% sales tax

ORDER NOW FROM:

CALIFORNIA TRACK NEWS
1717 South Chestnut Avenue
Fresno, California 93702

SHOT PUT

63-11 $\frac{1}{2}$	McSeveney (Gahr, Artesia)	184-4	Gauthier (Valhalla)
62-6	Staub (Cantwell, LA)	183-4	Franklin (Los Altos)
62-4 $\frac{3}{4}$	Gauthier (Valhalla)	183-0	Porath (Atwater)
60-9 $\frac{1}{2}$	Graham (Leland, SJ)	179-3	Bennett (Kingsburg)
60-7	Polley (Sunnyhills)	177-6	Bolton (Rancho Alametas)
59-11 $\frac{3}{4}$	Pole (El Capitan, San Diego)	174-5	Schwartz (Homestead, Cuper.)
59-9	Balletto (Analay, Sebastipol)	174-0	Messenger (Highlands, Sac)
59-4 $\frac{1}{2}$	Messinger (Highlands, Sac)	172-10	Peterson (N. Salinas)
58-11 $\frac{3}{4}$	Porath (Atwater)	172-7	Gary (Washington, LA)
58-11 $\frac{1}{2}$	Fuentes (Servite)	172-6	Clements (Victor Vly)
58-8	DeForrest (Katella, Anaheim)	172-2	Gonzales (Silver Crk, SJ)
58-6	Paul (West Covina)	171-4	Perry (Antioch)
		170-2	DeBus (Irvington)

PROFILE

Andre Phillips




photo by Diane Johnson

ANDRE LAMAR PHILLIPS: Silver creek High School, San Jose — senior. Age 17. Six feet, one inch tall; 165 pounds. Born September 5, 1959 in Milwaukee, Wisconsin. Also competed for Quimby Oak Junior High.

Best marks: 1976— 330 yard low hurdles- 36.4; 120 yard high hurdles- 14.3; 440 yard dash- 49.2; high jump- 6-6. 1977— 440 yard intermediate hurdles- 53.4; 330 yard intermediate hurdles- 37.1; 330 yard low hurdles- 38.0; 120 yard high hurdles- 14.2; 220 yard dash- 21.3; 440 yard dash- 49.5; long jump- 22-5. Coached by Frank Slaton.

Adjusting to the intermediate hurdles, from the high school 330 low hurdles, will not be a problem for Andre

to cap his high school career with, "a gold medal in the CIF State Meet and another in the International Prep meet in Chicago, Illinois." Last year he placed fourth in the California State Meet.

For the remainder of 1977, his favorite race is, understandably, 330 lows, of which he says, "I don't use any special competition strategy — just run my own race which usually gets me there first." He especially enjoys participation in track and field because, "It proves how physically fit I really am." Important to Andre are eight hours of sleep a night plus lots of bananas and oranges each day.

Andre doesn't mind setting high goals for himself. He firmly believes, "You can accomplish your most desire-

KEEPING TRACK

Bob Rush, coach at San Mateo JC, has invented an interesting gadget. It's a type of stopwatch with a printout that can time every runner in a race and have the printout immediately after the last runner crosses the finish line. He demonstrated it for us at a recent meet and planned to give it the "big test" at the Bay-to-Breakers race. He will be marketing them in a few months and promised to have more details to us soon.... Cal State University, Sacramento wanted to bring their cross country program up to par with the fine track team that it consistently puts out, so they hired former Hornet standout, Noel Hitchcock. Noel was just what the doctor ordered as he produced the biggest and best harrier squad in the school's history in his first year. Jim Birnbaum, Jim Howard and freshman Mike Van Horn were consistent team leaders as the Sacramento runners beat such notable distance powers as Humboldt State and UC Davis. Birnbaum finished the season by earning "All American" status with a 20th place showing in the Nationals.

John Brennand of Santa Barbara served as manager for the US International cross country team which

A team of coaches, athletes and medical men are holding what is apparently the world's first major jogging cram course at Sunriver resort in Central Oregon the week of June 5 — June 11. For information contact: Art Blum, 627 Commercial St., San Francisco, CA 94111.....In a recent UCLA dual meet triple jumper specialist Willie Banks recorded what is believed to be the best single-day collegiate double in track and field history — 25-10½ long jump and a school record 55-2¾ in the triple jump." Pasadena City College handed Bakersfield Junior College it's first dual meet loss since 1971. Bakersfield mentor, Bob Covey had racked up 46 straight..... Over 4,500 athletes participated in this year's Mt. San Antonio Relays. This is our country's largest track and field meet.

UC Irvine is offering a week long summer track and field camp for youngsters from 6 — 18 years of age. Application forms may be obtained by phoning (714) 833-6985.....Ma Wilkins and John Powell have gotten together and have written a book titled: "Wilkins Versus Powell — A Comparative Study."..... The State Meet for junior college women is scheduled for May 27, at Hartnell College. Miki Gorman was recently

pounds. Born September 5, 1959 in Milwaukee, Wisconsin. Also competed for Quimby Oak Junior High.

Best marks: 1976— 330 yard low hurdles- 36.4; 120 yard high hurdles- 14.3; 440 yard dash- 49.2; high jump- 6-6. 1977— 440 yard intermediate hurdles- 53.4; 330 yard intermediate hurdles- 27.1; 330 yard low hurdles- 38.0; 120 yard high hurdles- 14.2; 220 yard dash- 21.3; 440 yard dash- 49.5; long jump- 22-5. Coached by Frank Slaton.

Adjusting to the intermediate hurdles, from the high school 330 low hurdles, will not be a problem for Andre next year. As he moves into the college ranks neither the increased height of hurdle nor distance of the race will be a problem. Infact, his 330 intermediate time this year is even faster than that for 330 lows; and in his first 440 timber race ran a 53.4.

Although he admittedly doesn't peak for special races(as he says, "Just keep working harder all year."), Andre is now pointing toward his season goal and hopes

in Chicago, Illinois." Last year he placed fourth in the California State Meet.

For the remainder of 1977, his favorite race is, understandably, 330 lows, of which he says, "I don't use any special competition strategy — just run my own race which usually gets me there first." He especially enjoys participation in track and field because, "It proves how physically fit I really am." Important to Andre are eight hours of sleep a night plus lots of bananas and oranges each day.

Andre doesn't mind setting high goals for himself. He firmly believes, "You can accomplish your most desirable goals, as long as you put your mind to it. Another thing is — there is no such thing as luck because luck is a combination of hard work and skill."

As for next year, "I've picked UCLA," says Andre, "They are well known plus have excellent academic and athletic programs." As a physical education major he plans to stay close to sports the rest of his life.

former Hornet student, Noel Hitchcock. Noel was just what the doctor ordered as he produced the biggest and best harrier squad in the school's history in his first year. Jim Birnbaum, Jim Howard and freshman Mike Van Horn were constant team leaders as the Sacramento runners beat such notable distance powers as Humboldt State and UC Davis. Birnbaum finished the season by earning "All American" status with a 20th place showing in the Nationals.


John Brennand of Santa Barbara served as manager for the US International cross country team which competed in Europe last month. John expected hurdles, barriers, and obstacles on the European cross country courses, but ran into his biggest obstacle on the streets of Italy when a Fiat brushed him while on a training run, severing the patellar tendon below his knee. John will miss several months of running training....UC Irvine's Steve Scott claimed the fastest all-time mile by a Californian with his recent 3:55.1. Bob Day was the former California Mile King with his 3:56.4 in 1965. But curiously, California, which is renowned for producing world record holders in many track and field events, hasn't had many sub 4-minute milers. Don Bowken of Cal-Berkeley ran 3:58.7 in 1957 and Bob Seaman did 3:58 after he graduated from UCLA in 1962. USC, which has won more NCAA track and field championships than any other university, has never had a miler break 4 minutes.

Montreal silver medalist, James Butts finds it tough to train with a full time 9:00-6:00 job as a May Co. Security Guard plus a 8:00-12:30 shift in linen distribution at UCLA....Scott Chisam, assistant women's cross country and track coach at UCLA, has been assigned the head job in cross country, replacing Pat Connolly. Chisam, 28, will continue to serve as Connolly's assistant coach in track and field. Coach Chisam(UCLA, '70) competed in track and cross country at Arcadia High School, Pasadena City College and UCLA.

loss since 1971. Bakersfield mentor, Bob Covey had racked up 46 straight.... Over 4,500 athletes participated in this year's Mt. San Antonio Relays. This is our country's largest track and field meet.

UC Irvine is offering a week long summer track and field camp for youngsters from 6 — 18 years of age. Application forms may be obtained by phoning (714) 833-6985....Miki Wilkins and John Powell have gotten together and have written a book titled: "Wilkins Versus Powell — A Comparative Study.".... The State Meet for junior college women is scheduled for May 27, at Hartnell College....Miki Gorman was recently named the San Fernando Valley Track Club's "Athlete of the Year" for 1976. Newest member of the SFVTC is U.S. Senator Alan Cranston....The US Masters National Track & Field Meet is scheduled for July 1-3, near Chicago, Illinois. If any California masters are interested in participating and traveling at group rates please contact Sports Travel International, 4869 "B" Santa Monica Ave., San Diego, CA 92107.

Willie Davenport has become the fourth addition to the Mt. SAC Relays Hall of Fame. He joins Bob Seagren, Ralph Boston and Hilmer Lodge, the man who started the relays in 1959.... Downey High's(Modesto) crack distance runner, Tim Holmes has been slowed in mid-season with a bout of pneumonia and various other medical ailments, but figures to be back into contention by the State Meet....Jim Santos, track coach at Cal State-Hayward, has been selected as assistant coach of the U.S. team to compete in Europe this summer at meets in Italy(June 20-21), West Germany(June 25-26), and Soviet Union(July 1-2)....Dave Rodda of Long Beach and Hal Harkness of UCLA join former Cal Poly SLO mento Steve Simmons(now at Oregon State) as assistant coaches for the U.S. squad at the World Cup, September 2-4, in Dusseldorf....San Jose Cindergal coach, Estel Argabright, has been appointed assistant coach for the U.S. vs U.S.S.R Junior dual meet, July 3-4, in the U.S.



CALIFORNIA TRACK NEWS

**BACK ISSUES
AVAILABLE**

75¢ for each issue

Complete your California Track News collection.....copies of all back issues are still available. All issues contain profiles, stories, results and pictures of California track and field action. Please order by date and/or issue number from California Track News, 1717 South Chestnut Ave., Fresno, CA 93702.

February 18, San Diego. Jack-in-the-Box San Diego Indoor Games, High School Results:

Table of track results for February 18 in San Diego. Events include Pole Vault, Shot Put, Triple Jump, High Jump, 1000 Yd, 500 Yd, 2 Mile, Girls Mile, Mile Relay, 60 Yd HH, Mile, 60 Yd, and February 19, Sterling, Illinois, National AAU Women's Indoor Pentathlon Championships.

February 26, Martinez. 9th Annual Martinez to Port Cost Brick Yard & Back (8.4 Mile):

Table of track results for February 26 in Martinez. Events include Pole Vault, Shot Put, Triple Jump, High Jump, 1000 Yd, 500 Yd, 2 Mile, Girls Mile, Mile Relay, 60 Yd HH, Mile, 60 Yd, and February 26, Non Scoring meet at San Jose.

February 26, Non Scoring meet at San Jose.

HAMMER—1. Congi (SJ) 182-7; 2. Sawyer (H) 181-8; 3. Kells (SJ) 164-7; 4. Miller (SJ).

3000m STEEPLE—1. Hurst (SJ) 9:07.8; 2. Reime (SJ) 9:20.2; 3. Haldeman (S) 9:32.0; 4. Corey (S) 9:36.2.

SHOT PUT—1. Semkiw (SJ) 62-5 1/2; 2. Feuerbaah (Sj) 56-5; 3. Gummerson (SJ) 55-2; 4. Greenwood (S) 49-3.

MILE—1. Nahirney (SJ) 4:14.2; 2. Crowley (S) 4:16.6; 3. Green (SJ) 4:18.1; 4. Gail (S) 4:21.4.

120 MH—1. Cooper (SJ) 13.4; 2. Austin (SJ) 14.2; 3. Shellworth (S) 14.6; 4. Roublick (SJ) 14.6.

440—1. Sheats (S) 47.6; 2. Desmet (SJ) 48.9; 3. Gerfen (S) 50.6; 4. Roche (SJ) 50.8.

JAVELIN—1. Deiak (SJ) 245-8; 2. Prynjak (H) 197-5; 3. Gail (H) 196-6; 4. 440 RELAY—Stanford (Holmes, Lofton, Banks, Sheats) 40.8; 2. San Jose 41.4; 3. Hayward 42.1; 4. San Francisco State 43.3.

100—1. Clark (H) 9.7; 2. Triplett (SJ) 9.7; 3. Banks (S) 9.8; 4. Kirtman (SJ) 9.8.

800—1. Schilling (SJ) 1:51.9; 2. Wells (S) 1:52.6; 3. Hadley (S) 1:54.4; 4. Hickman (S) 1:56.4.

POLE VAULT—1. Woepse (SJ) 17-2; 2. Olsen (H) 16-2; 3. Robinson (H) 16-2; 4. Johnson (SJ) 15-2.

440 IH—1. Finley (SJ) 52.9; 2. Shellworth (S) 53.0; 3. Roublick (SJ) 54.0; 4. Kirkpatrick (H) 55.8.

220—1. Lofton (S) 21.0; 2. Banks (S) 21.1; 3. Triplett (SJ) 21.7; 4. Holmes (S) 21.7.

LONG JUMP—1. Lofton (S) 26-2 1/2; 2. LeGrande (H) 23-10 3/4; 3. Wamble (H) 23-4 1/4; 4. Finley (SJ) 21-10.

HIGH JUMP—1. R. Livers (SJ) 7-0; 2. Nelson (SJ) 6-10; 3. Haber (H) 6-10; 4. Insley (SJ) 6-8.

PALMDALE RELAYS

RELAYS: 440—1. Kennedy (Barstow), 43.6; 2. Eisenhower, 43.9; 3. Cabrillo, 44.0; 4. Antelope Valley, 44.0. 880—Eisenhower, 1:33.1. MILE RELAY—1. Cabrillo, 3:29.7; 2. Hart, 3:31.8. TWO MILE RELAY—Quartz Hill, 8:24.7. SPRINT MEDLEY—1. Cabrillo, 3:36.8; 2. Newbury Park, 3:41.3. DISTANCE MEDLEY—Quartz Hill, 11:05.9. 100—Hill (Kennedy), 10.0. 120HH—Reid (Antelope Valley), 14.9. HJ—Jones (Kennedy), 6-2. PV—1. Cox (Quartz Hill), 14-0 3/4; 2. Snyder (Cabrillo), 13-6. 3. Frasher (Cabrillo), 13-6. LJ—Howard (Palmdale), 22-8w. SP—Maher (Antelope Valley), 50-8 1/4. DT—1. Bryant (Antelope Valley), 159-5; 2. McCool (Antelope Valley), 152-4. FROSH—SOPH: HJ—Turner (Eisenhower), 6-6. LJ—Turner (Eisenhower), 21-5. TEAM SCORES—Kennedy (Barstow), 55; Antelope Valley, 48; Cabrillo, 47; Quartz Hill, 43; Eisenhower, 32.

FONTANA RELAYS

RELAYS: 440—1. San Bernardino, 44.0; 2. Chaffey, 44.3; 3. He between Cajon and Moreno Valley, 44.5. 880—1. Fontana, 1:30.3; 2. San Bernardino, 1:30.0; 3. Cajon, 1:32.0. MILE RELAY—1. Pomona, 3:25.7; 2. Fontana, 3:27.9; 3. San Bernardino, 3:28.8; 4. Moreno Valley, 3:20.8. TWO MILE—San Geronimo, 8:16.3. DISTANCE MEDLEY—San Geronimo, 10:49.0. SHUTTLE HL HURDLE—1. Chaffey, 58.7; 2. Pomona, 59.4. HJ—1. Dryden (San Geronimo), 6-8; 2. Cowan (St. Paul), 6-4; 3. Cole (Pomona), 6-4; 4. V. Fowler (Fontana soph), 6-4. PV—Mook (Moreno Valley), 12-6. LJ—1. V. Fowler (Fontana), 23-0 1/4; 2. Malone (Moreno Valley), 22-8 1/2. TEAM SCORES—Pomona, 34 1/2; Fontana, 31; San Bernardino, 29 1/2; Chaffey, 21; Cajon and Moreno Valley, 11.

KATELLA RELAYS

RELAY: 440—1. Mognolia, 44.3; 2. Cypress, 44.5. 880—Magnolia, 1:33.2. MILE RELAY—Cypress, 3:31.3. TWO MILE—Kennedy, 8:34.2. SPRINT MEDLEY—Savanna, 3:44.1. DISTANCE MEDLEY—Kennedy, 10:46.7. HJ—Lalicker (Savanna), 6-4. PV—Hart (Western), 13-6. TJ—Horsely (Western), 45-8 1/2. LJ—Graf (Loara), 21-1 1/4. SP—DeForrest (Kattella), 53-6 1/2. DT. Mondello (Cypress), 149-5. TEAM SCORES—Cypress, 36; Savanna, 32; Kennedy, 31; Western, 26; Loara, 23.

BREA RELAYS

RELAYS: 440—1. Troy, 44.1; 2. Sonora, 44.4. MILE—1. Canyon (Ana), 3:30.1; 2. Pioneer, 3:30.2. TWO MILE—Montebello, 8:24.5. SPRINT MEDLEY—Troy, 1:37.5. DISTANCE MEDLEY—Santa Fe, 10:52.2. SHUTTLE HL HURDLE—1. Lora, 1:01.1. 100—L. Santos (Troy), 10.2. 440—Francis (Yucaipa), 50.6. MILE—Peralta (Santa Fe), 4:19.8. 120HH—Nordquest (Sonora), 15.2. HJ—Nordquest (Sonora), 6-4. PV—Parker (Brea) and Kahn (Lowell), 13-0; Falkner (Troy), Working (Troy) and Plett (Troy), 13-0. LJ—Berger (Can. Ana), 20-6 1/2. TJ—Berger (Can. Ana), 43-1. DT—Brandes (Can. Ana), 150. TEAM SCORES—Sonora, 65; Canyon (Ana), 54; Troy, 51; Lowell and Yucaipa, 28; Montebello, 27.

/Vern Gambetta/

March 5, UCLA vs Arizona State.

Arizona St. 76, UCLA 69. 440-yard relay—1, Arizona State (Williams, Darden, Burl, Frazier), 38.9. 2, UCLA, 40.12. Mile—1, Blakely, ASU, 4:10.7. 2, Williams, UCLA, 4:13.8. 3, Beck, UCLA, 4:14.8. Long jump—1, Banks, UCLA, 25-0. 2, Jackson, ASU, 24-8. 3, Lancaster, UCLA, 24-0. Javelin—1, Williams, ASU, 218-1. 2, Collins, ASU, 196-10. 3, Thomas, ASU, 195-0. Shot put—1, Tosti, UCLA, 55-9 1/2. 2, Heide, ASU, 54-6 1/2. 3, Klein, UCLA, 54-2 1/4. 110-meter high hurdles—1, Owens, UCLA, 13.92. 2, Foster, UCLA, 13.97. 3, Walker, ASU, 14.03. 800-meter—1, Suhr, UCLA, 1:52.7. 2, Niaderhaus, UCLA, 1:52.9. 3, Theriot, UCLA, 1:53.6. Triple jump—1, Banks, UCLA, 53-2 1/2. 2, McCarthy, UCLA, 48-8. 3, Lomax, UCLA, 47-6 1/2. 400-meter intermediate hurdles—1, Walker, ASU, 50.40. 2, Mills, UCLA, 51.55. 3, Aamos, ASU, 52.67. Discus—1, Puskin, ASU, 187-5. 2, Harvey, UCLA, 175-9. 3, Heide, ASU, 164-4. 200-meters—1, Hampton, UCLA, 21.16. 2, Williams, ASU, 21.43. 3, Reggie Edwards, ASU, 21.86. Pole vault—1, Tully, UCLA, 17-6. 2, Haynie, ASU, 16-6. 3, Felardo, UCLA, 16-6. 400-meters—1, Darden, ASU, 46.13. 2, Burl, ASU, 46.49. 3, McKenzie, ASU, 47.05. 100-meters—Frazier, ASU, 10.36. 2, Hampton, UCLA, 10.53. 3, Williams, ASU, 10.67. Two mile—1, Elder, ASU, 8:56.2. 2, James, UCLA, 9:00.6. 3, Hallinan, ASU, 9:18.4. Mile relay—1, Arizona State (McKenzie, Burl, Darden, Frazier), 3:06.5. 2, UCLA, 3:13.9. High jump—1, Arney, ASU, 7-3 1/2. 2, Meister, UCLA, 7-0. 3, Jackson, ASU, 7-0.

Hammer throw—1, Nick Catanesi, FSU; 2, Ron Lepow, Stanford; 3, Mike McMahon, FSU, 152-2. Pole vault—1, Ken Smith, FSU; 2, Bob Paffenberger, FSU; 3, Cleveland Ballard, FSU, 14-6. Long jump—1, James Lofton, Stanford; 2, William Sanchez, FSU; 3, Clay Bullwinkel, Stanford, 25-2.

March 5, Fresno State at Stanford. Hammer throw—1, Nick Catanesi, FSU; 2, Ron Lepow, Stanford; 3, Mike McMahon, FSU, 152-2. Pole vault—1, Ken Smith, FSU; 2, Bob Paffenberger, FSU; 3, Cleveland Ballard, FSU, 14-6. Long jump—1, James Lofton, Stanford; 2, William Sanchez, FSU; 3, Clay Bullwinkel, Stanford, 25-2.

/Darrel Cox/

March 5, Fresno State at Stanford.

Hammer throw—1, Nick Catanesi, FSU; 2, Ron Lepow, Stanford; 3, Mike McMahon, FSU, 152-2. Pole vault—1, Ken Smith, FSU; 2, Bob Paffenberger, FSU; 3, Cleveland Ballard, FSU, 14-6. Long jump—1, James Lofton, Stanford; 2, William Sanchez, FSU; 3, Clay Bullwinkel, Stanford, 25-2.

Laney, 110 HH: Monroy (SJ) 14.2, Bliss (SM), Jackson (C) 15.2. Sprint medley: San Mateo 3:31.1, Foothill, CCSF. 100: Lewis (DV) 10.5, Jones (SJ) 10.6, McCrav (C) 10.6. 2-Mile: Chabot 7:51.8 (new meet record), San Jose, De Anza, 880 relay: San Jose 1:26.0, Laney, CCSF. Shuttle hurdle: Chabot 1:00.5 (new meet record), San Mateo. 4-mile relay: San Mateo 17:44.4, Chabot, San Jose. Mile relay: San Jose 3:15.2, Laney 3:16.2, San Mateo. SP: San Jose 552-7, De Anza 147-8, San Mateo. PV: West Valley 47-1, San Jose 40-6, San Mateo and Diablo Valley. Javelin: San Jose 520-7, Foothill 507-1, De Anza 500-1. LJ: Chabot 66-5 1/2, San Mateo, Diablo Valley. Discus: De Anza 440-2, San Mateo, Foothill. HJ: CCSF 19-10, San Mateo 19-4, Chabot 19-2. TJ: Chabot 141-3/2, Foothill, Diablo Valley.

COAST CONFERENCE

Javelin: Hartnell 481-6, Cabrillo, Skyline. Shuttle hurdle: Skyline 56.5, Hartnell, Menlo. LJ: Hartnell 63-2 3/4, Monterey Peninsula, Skyline. 440 relay: Hartnell 43.4, Menlo. SP: Skyline 128-8, Monterey 127-1, Hartnell. 2-mile relay: Hartnell 7:50.6, Cabrillo, Monterey. 100-meter: Skyline 10.8, Cabrillo 11.0. Hartnell. Sprint medley: Skyline 3:27.0, Cabrillo, Hartnell. Distance medley: Skyline 10:30.0, Hartnell, Cabrillo. 880 relay: Skyline 1:28.5, Hartnell, Monterey. 120 HH: Skyline 14.5, Hartnell 15.4, Cabrillo. PV: Monterey 126-1 3/4, Hartnell, Skyline. Discus: Skyline 398-7 1/2, Hartnell, Monterey. 5000-meters: Skyline 15:44.4, Cabrillo, Monterey. Mile relay: Skyline 3:18.7, Hartnell, Cabrillo. HJ: Monterey 18-5, Hartnell 18-3, Skyline 18-1.

March 6, San Jose St. at U.C. Berkeley.

San Jose State 92, California 53. 3,000 M Steeplechase (Non-scoring)—1, Brooks (Unat.) 9:14.2; 2, Vellequette (C) 9:31.4; 3, Jones (C) 9:44.6. 400 M Relay—1, Unattached, 40.7; 2, San Jose State (Kirtman, Desmet, Triplett, Livers) 40.7; 3, Bay Area Striders 40.8; 4, California 41.5. 1,500 Meters—1, Robinson (Unat.) 3:50.5; 2, Nahirney (SJS) 3:50.6; 3, Wood (C) 3:50.9; 4, Bay (C) 3:51.2. Shot put—1, Weeks (Unat.) 62 8 3/4; 2, Semkiw (SJS) 61-5 3/4 (New meet record); 3, Gummerson (SJS) 57-3; 4, Feuerbach (SJS) 55-8 1/2. 110 M Hurdles—1, Cooper (SJS) 13.7 (New meet record); 2, Florant (C) 13.9; 3, Crittenden (C) 14.0; 4, Austin (SJS) 14.5. 400 M—1, Seal (BAS) 48.0; 2, Desmet (SJS) 48.0; 3, R. Brown (C) 48.4; 4, Marcheschi (C) 48.6. Long jump—1, P. Ruffield (C) 24-4 (New meet record); 2, F. (SJS) 23-8 1/2; 3, Canfield (C) 23-6 1/2; 4, Peyton (BAS) 23-5. 100 M—1, Petrus (BAS) 10.5; 2, Kirtman (SJS) 10.5; 3, H. Smith (C) 10.6; 4, Triplett (SJS) 10.6. Javelin—1, Dejak (SJS) 222-9; 2, Walker (Unat.) 220-0; 3, Staengel (SJS) 199-3; 4, Cooper (C) 199-3. 400 M IH—1, Finley (SJS) 53.3; 2, Roublick (SJS) 53.6; 3, Unat. (C) 54.9; 4, Unpingco (Sac) 55.9. 800 M—1, Schilling (SJS) 1:49.9 (New meet record); 2, Clifford (C) 1:50.1; 3, Barry (C) 1:53.1; 4, Kasser (SJS) 1:53.8. 200 M—1, Cooper (SJS) 21.3; 2, Rodgers (BAS) 21.5; 3, West (BAS) 21.6; 4, H. Smith (C) 22-2. Kirtman (SJS) 22-2.

February 25, Santa Maria. Allan Hancock College Track Meet

Table of track results for February 25 in Santa Maria. Events include 100m, 200m, 400m, 800m, 1500m, and 110m HH.

February 25, Santa Maria, Allan Hancock College Track Meet

100m:		
1) Williams (MC)	10.8	
2) Cliff Wilson (AHC)	10.9	
3) Britt (VC)	10.9	
200m:		
1) Wilson (AHC)	22.3	
2) Fisher (SBCC)	22.5	
400m:		
1) Har... (VC)	48.4	
2) Davis (AHC)	50.1	
800m:		
1) Brisbee (Cue)	1:55.8	
2) Hamilton (MC)	1:58.2	
1500m:		
1) Ramirez (OC)	3:56.5	
2) Blackburn (MC)	3:58.0	
110m HH:		
1) McDonald (MC)	15.3	
2) Solomon (AHC)	15.6	
400m IH:		
1) Shaffner (MC)	55.3	
2) Morris (Cue)	55.6	
4x110y:		
1) Ventura College	42.5	
2) Moorpark College	42.6	
4x440y:		
1) Ventura College	3:26.0	
2) Cuesta College	3:26.0	
Pole Vault:		
1) Harmon (SBCC)	14-6	
2) Shea (MC)	14-6	
High Jump:		
1) Pollidori (AHC)	6-3	
2) Wheeler (SBCC)	6-3	
Long Jump:		
1) Britt (VC)	22-7 1/2	
2) Winbush (VC)	20-4	
Triple Jump:		
1) Britt (VC)	45-2 1/2	
2) Horn (MC)	42-5	
Shot Put:		
1) Wollerman (VC)	46-9 1/2	
2) McIntyre (MC)	45-5	
Discus:		
1) Crowder (SBCC)	131-3	
2) O'Neill (OC)	128-11	
Javelin:		
1) Crowder (SBCC)	188-5	
2) Wheeler (SBCC)	156-9	

/Ray Krings/

February 27, 50 Mile Championship Race

1) Darryl Boardall	2:47:40	5:55:48
2) Don Choi	2:53:13	5:59:59
3) Bob Cooper	2:56:10	6:04:17
4) Dave Cortes	3:27:55	6:34:19
5) Ed Jerome	3:08:07	6:35:48
6) Mike Souza	3:02:55	6:45:23
7) Dean Metcalf	3:04:20	6:56:07
8) Mark Moschler	3:24:14	7:10:10
9) Dennis Letl	3:32:03	7:24:13
10) Art Waggoner	3:34:20	7:25:58
11) Ruth Anderson	3:21:27	7:35:40
12) Ralph Paffenbarger	3:21:27	7:39:42
13) Jon Brown	3:34:54	8:22:09
14) Phill Schaffner	4:11:00	9:30:49
15) John Ellison		9:50:50
16) Tommy Owen		9:50:53
17) Karin Stok		10:00:20
18) Peggy Stok		10:00:20
19) Dave Ellison		10:00:30
20) Brad Jacobs		10:00:30
21) Skip Swannack		10:06:55
22) Mike Ipsen		11:27:43

Banks, Sheats) 40.8; 2. San Jose 41.4; 3. Hayward 42.1; 4. San Francisco State 43.3.
 100—1. Clark (H) 9.7; 2. Triplett (SJ) 9.7; 3. Banks (S) 9.8; 4. Kirtman (SJ) 9.8.
 800—1. Schilling (SJ) 1:51.9; 2. Wells (S) 1:52.6; 3. Hadley (S) 1:54.4; 4. Hickman (S) 1:56.4.
 POLE VAULT—1. Woepse (SJ) 17-2; 2. Olsen (H) 16-2; 3. Robinson (H) 16-2; 4. Johnson (SJ) 15-2.
 440 IH—1. Finley (SJ) 52.9; 2. Shellworth (S) 53.0; 3. Roublick (SJ) 54.0; 4. Kirkpatrick (H) 55.8.
 220—1. Lofton (S) 21.0; 2. Banks (S) 21.1; 3. Triplett (SJ) 21.7; 4. Holmes (S) 21.7.
 LONG JUMP—1. Lofton (S) 26-2 1/2; 2. LeGrande (H) 23-10 3/4; 3. Wamble (H) 23-4 1/4; 4. Finley (SJ) 21-10.
 HIGH JUMP—1. R. Livers (SJ) 7-0; 2. Nelson (SJ) 6-10; 3. Haber (H) 6-10; 4. Insley (SJ) 6-8.
 TWO MILE—1. Kimball (SJ) 9:01.2; 2. Parieff (S) 9:01.6; 3. Harvey (SJ) 9:04.0; 4. Emory (S) 9:10.8.
 MILE RELAY—1. Stanford (Shellworth, Lofton, Gerfen, Sheats) 3:12.7; 2. San Jose 3:13.8; 3. Hayward 3:24.4; 4. San Francisco 3:30.2.
 DISCUS—1. Gummerson (SJ) 168-11 1/2; 2. Semkiw (SJ) 165-10; 3. Buss (S) 164-1 1/2; 4. Feuerbach (SJ) 159-6.
 TRIPLE JUMP—1. R. Livers (SJ) 52-2; 2. LeGrande (H) 48-11 1/2; 3. Wamble (H) 48-6 3/4; 4. Bullwinkel (S) 46-0.

/Darrel Cox/

High School Relay Meets in S. Cal.

FOOTHILL RELAYS
 At Citrus College
 RELAYS: 440—1. Monrovia, 42.5; 2. Duarte, 43.9; 3. Arcadia, 44.4. MILE RELAY—1. Monrovia, 3:29.6; 2. Arcadia, 3:30.9. TWO MILE—Arcadia, 8:22.3. FOUR MILE RELAY—1. Arcadia, 18:42.8; 2. Claremont, 18:47.1; 3. Duarte, 18:59.2. DISTANCE MEDLEY—Arcadia, 10:57.1.
 100—1. Brown (Monrovia), 9.7 (2.8 mph aiding wind); 2. Jones (Duarte), 9.8; 3. D. Britton (Claremont), 9.9. 120HH—Bullock (Duarte), 14.9. 330LH—Gholar (Monrovia), 40.6.
 HJ—Hull (Arcadia), 6-5. PV—Barbee (Azusa), 12-6. LJ—Brown (Monrovia), 21-3. TJ—Moore (Arcadia), 42.6. SP—Britton (Claremont), 51-6. DT—1. Godinez (Rosemead), 151-1; 2. Welfton (Monrovia), 147-2.
 TEAM SCORES—Arcadia, 71; Claremont, 51; Duarte, 47; Monrovia, 31; El Monte 12.
 FROSH—SOPH: 330LH—Blevins (Arroyo), 39.8. HJ—Blevins (Arroyo), 6-3 1/2.
 ALEMANY RELAYS
 RELAYS: 440—LA Lutheran, 44.0. 880—LA Lutheran, 1:33.1. MILE—LA Lutheran, 3:32.1.

/Vern Gambetta/

March 5, USC vs Arizona.

Southern Cal 110, Arizona 43
 Steeplechase—1. Fernandez, A, 9:35.2. 2. Willy, A, 9:58.8. 3. Reynolds, USC, 10:40.0.
 Long jump—Doubley, USC, 26-8. 2. Hardeman, USC, 24-11 3/4. 3. Henderson, A, 24-2 1/4.
 Pole vault—1. Distanislaw, USC, 17-1. 2. Jacobs, A, 15-0.
 Show put—1. T. Fruguglietti, USC, 59-4. 2. McKenzie, USC, 56-3. 3. Montgomery, USC, 54-5 1/2.
 Javelin—1. Paananen, USC, 233-10. 2. Englehard, A, 179-7. 3. Larsson, A, 174-9.
 400-meter relay—1. Southern California (Graybehl, Williams, Andrews, Edwards), 40.12. 2. Arizona, 40.61.
 1500-meters—1. Omwanza, USC, 3:54.8. 2. Cotton, A, 3:55.7. 3. Haifeh, A, 4:04.6.
 High jump—1. Walker, USC, 6-10. 2. Connors, USC, 6-6. 3. Hall, A, 6-4.
 100-meters—1. Edwards, USC, 10.25. 2. Evans, A, 10.36. 3. Andrews, USC, 10.43.
 Triple jump—1. Assef, USC, 51-9. 2. Jackson, USC, 49-8 1/2. 3. Henderson, A, 49-1 1/4.
 800-meters—1. Beaton, USC, 1:51.1. 2. Johnson, USC, 1:51.5. 3. Ariola, A, 1:52.5.
 Discus—1. R. Fruguglietti, USC, 180-7. 2. Elder, USC, 175-4. 3. Heckaman, A, 160-10.
 400-meter intermediate hurdles—1. Andrews, USC, 52.10. 2. Graybehl, USC, 52.34. 3. Johnson, USC, 53.34.
 110-meter high hurdles—1. Johnson, USC, 13.66. 2. Andrews, USC, 14.01. 3. Kennedy, A, 14.38.
 200-meters—1. Williams, USC, 20.00. 2. Andrews, USC, 20.03. 3. Evans, A, 20.04.

/Darrel Cox/

/Darrel Cox/

March 5, Fresno State at Stanford.

Hammer throw—1. Nick Catanesi, FSU; 2. Ron Lepow, Stanford; 3. Mike McMahon, FSU, 152-2.
 Pole vault—1. Ken Smith, FSU; 2. Bob Paffenberger, FSU; 3. Cleveland Ballard, FSU, 14-6.
 Long jump—1. James Lofton, Stanford; 2. William Sanchez, FSU; 3. Clay Bullwinkel, Stanford, 25-2.
 High jump—1. John Littleboy, Stanford; 2. Jeff Leach, FSU; 3. David Zizzo, FSU, 6-6.
 Shot put—1. Malt McNaughton, FSU; 2. Terry Albrinton, Stanford; 3. Mike McMahon, FSU, 51-7 1/4.
 Javelin—1. Dennis Morley, FSU; 2. Ricky Brown, Stanford; 3. Willy Robinson, FSU, 208-10.
 3,000-meter steeplechase—1. Rich Langford, FSU; 2. Bill Haldeman, Stanford; 3. Dave Haake, FSU, 9:11.4.
 400 relay—1. Stanford (Holmes, Lofton, Banks, Sheats), 40.4.
 1,500—1. Steve Crowley, Stanford; 2. Bob Deis, FSU; 3. Mark Hadley, Stanford, 3:49.7.
 110 hurdles—1. Mark Carley, FSU; 2. David Gaeta, FSU; 3. Mike Mince, FSU, 14.5.
 400—1. Steve Campbell, FSU; 2. Alan Sheats, Stanford; 3. Rick Monseth, FSU, 46.4.
 100—1. Gordon Banks, Stanford; 2. Marvin Holmes, Stanford; 3. Mark Carley, FSU, 10-6.
 800—1. Dave Wells, Stanford; 2. Gary McManus, FSU; 3. Scott Hickman, Stanford, 1:50.7.
 Triple jump—1. David Zizzo, FSU; 2. Clay Bullwinkel, Stanford; 3. William Sanchez, FSU, 47-11 3/4.
 Discus—1. Scott Endler, FSU; 2. Rick Buss, Stanford; 3. Malt McNaughton, FSU, 165-1.
 400 hurdles—1. Mike Mince, FSU; 2. Tom Shellworth, Stanford; 3. William Sanchez, FSU, 52.2.
 200—1. James Lofton, Stanford; 2. Gordon Banks, Stanford; 3. Marvin Holmes, Stanford, 21.1.
 Two-mile—1. Bob Deis, FSU; 2. Jeff Parieff, Stanford; 3. Mike Jurkovich, FSU, 8:53.4.
 Mile relay—1. Stanford (Shellworth, Gerfen, Sheats, Lofton) 3:11.2.
 Totals: FSU 85, Stanford 78.

/Darrel Cox/

March 5, Golden Gate Relays at West Valley.

GOLDEN GATE RELAYS
 3000 steeplechase: Hull (SM) 9:34.2, Smith (SM), Searls (DV), 5000: Mellow (SM) 15:13.3, Kingery (SM) 15:14.0, Plumber (C), Distance medley: San Mateo 10:17.1, De Anza 10:19.6, Chabot, 440 relay: CCSF 41.5, Diablo Valley,

meier (C) 14.0; 4. Austin (SJS) 14.5.
 400 M—1. Seal (BAS) 48.0; 2. Desmet (SJS) 48.0; 3. R. Brown (C) 48.4; 4. Marcheschi (C) 48.6.
 Long jump—1. [redacted] (C) 24-4 (New meet record); 2. [redacted] (SJS) 23-8 1/2; 3. Canfield (C) 23-6 1/2; 4. Peyton (BAS) 23-5.
 100 M—1. Pettus (BAS) 10.5; 2. Kirtman (SJS) 10.5; 3. H. Smith (C) 10.6; 4. Triplett (SJS) 10.6.
 Javelin—1. Dejak (SJS) 222-9; 2. Walker (Unat.) 220-0; 3. Staengel (SJS) 199-3; 4. Cooper (C) 199-3.
 400 M IH—1. [redacted] (SJS) 53.3; 2. Roublick (SJS) 53.6; 3. [redacted] (C) 54.9; 4. Unpingco (Sac) 55.9.
 800 M—1. Schilling (SJS) 1:49.9 (New meet record); 2. Clifford (C) 1:50.1; 3. Barry (C) 1:53.1; 4. Kasser (SJS) 1:53.8.
 200 M—1. Cooper (SJS) 21.3; 2. Rodgers (BAS) 21.5; 3. West (BAS) 21.6; 4. H. Smith (C) 22.2; 4. Kirtman (SJS) 22.2.
 High jump—1. Livers (SJS) 6-10; 2. Nelson (SJS) 6-8; 3. Tevis (SAC) 6-8; 4. Lane (C) 6-6.
 Pole vault—1. Bockmiller (SJS) 16-6 (New meet record); 2. Lewis (C) 15-0; 3. Snook (Sac) 14-0; 4. Philbert (C) 14-0.
 5,000 M—1. Duffey (C) 14:29.2 (New meet record); 2. Blume (C) 14:29.2; 3. Schulz (C) 14:29.2; 4. Gruber (SJS) 14:35.0.
 Mile relay—1. San Jose State (Desmet, Casenave, Triplett, Cooper) 3:13.4; 2. California 3:14.3; 3. Sacramento St. 3:21.6.
 Discus—1. Weeks (Unat.) 213-4; 2. Overton (Unat.) 187-11; 3. McCullom (BAS) 176-5; 4. Santiago (C) 173-7; 5. Gummerson (SJS) 167-3; 6. Simkew (SJS) 162-5.
 Triple jump—1. Livers (SJS) 54-0 1/2 (New meet record); 2. Dobbins (C) 49-11 3/4; 3. Taylor (Sac) 48-1 1/2; 4. Thorpe (C) 46-2 3/4.

/Darrel Cox/

Women's Track Meet

QUADRANGULAR MEET
 At Long Beach State
 100 METERS—1. Lynch (LB), 11.5w; 2. Van Wolvelaere (UCLA), 11.8; 3. Birt (USC), 12.5.
 200—1. Lynch (LB), 24.2; 2. Birt (USC), 26.0; 3. Weston (UCLA), 26.9.
 400—1. Weston (UCLA), 56.1; 2. Bottomley (LB), 58.3; 3. Venezia (UCLA), 1:04.5.
 800—1. Roberson (UCLA), 2:15.1; 2. Abare (SDS), 2:20.4; 3. P. Jewell (LB), 2:24.4.
 1,500—1. Florony (UCLA), 4:51.2; 2. Hallett (LB), 5:02.5; 3. P. Jewell (LB), 5:11.3.
 3,000—1. Broderick (UCLA), 9:48.3; 2. Jackson (UCLA), 10:15.3; 3. Byington (USC), 10:51.9.
 100 HURDLES—1. Van Wolvelaere (USC), 13.4w; 2. McMillan (USC), 14.0; 3. Schmock (SDS), 14.3.
 400 HURDLES—1. Crowder (UCLA), 1:03.0; 2. Murphy (UCLA), 1:04.1; 3. Lester (UCLA), 1:04.3.
 400 RELAY—1. Long Beach St., 48.2; 2. USC, 49.3; 3. UCLA, 50.8.
 MILE RELAY—1. UCLA, 3:55.5; 2. San Diego St., 4:11.5; 3. USC, 4:13.5.
 HIGH JUMP—1. Gilbert (UCLA), 5-8; 2. tie between Cook (LB) and Remling (UCLA), 5-6.

March 5, San Fernando 6.0 Mile Race.

LONG JUMP-1. McMillan (USC), 18-10; 2. Tyler (LB), 18-4 1/2; 3. Davis (USC), 17-6 1/4. SHOT PUT-1. Dole (LB), 45-6 1/4; 2. Kauti (UCLA), 39-9 1/2; 3. Morgan (USC), 39-2 1/2. DISCUS-1. Vogelsang (UCLA), 152-8; 2. Dole (LB), 131-9; 3. Brown (LB), 127-8. JAVELIN-1. Dei Acqua (SDS), 135-1; 2. Bruder (UCLA), 130-2; 3. Jepsen (USC), 129-6. TWO MILE RELAY-1. UCLA, 9:20.5; 2. USC, 10:37.7; 3. San Diego St., 11:15.5. 880 MEDLEY-1. UCLA, 1:48.7; 2. USC, 1:49.0; 3. San Diego, 1:52.3. TEAM SCORES-UCLA 184, Long Beach St., 132; USC, 118; San Diego St., 58.

/Vern Gambetta/

Table with 4 columns: Rank, Name, Club, Time. Lists athletes like HOWARD KING, JOSEPH MARINO, CHAPLIS SEEKINS, etc.

/Connie Rodewald/

March 12, Cal Poly (SLO) @ Hayward.

Table with 2 columns: Name, Time. Lists athletes like Long (CP), Williams (CP), Clark (Hay), etc.

51-5 1/2; 2. Taylor (unat.), 49-11; 3. Smith (CPP), 47-11 3/4. SHOT PUT-1. Budincich (Striders), 60-0 1/2; 2. Pagel (Maccabi TC), 58-11 1/2; 3. Kurrasch (Maccabi TC), 56-7. DISCUS-1. Gardner (Maccabi TC), 187-9; 2. Brown (LBS), 185-8; 3. Gordien (unat.), 183-0. JAVELIN-1. Gould (unat.), 244-3; 2. Stewart (unat.), 238-0; 3. Packer (San Diego St.), 230-5; 4. Keeling (LBS), 225-8. HAMMER THROW-1. Galle (Maccabi TC), 213-6; 2. Arcaro Maccabi TC), 194-5; 3. P. Fuller (Long Beach CC), 169-9.

/Vern Gambetta/

March 12, Encina Relays.

Varsity Team - Highlands 76, Elk Grove 64, Burbank 59. 440 Relay - 1. Highlands, 43.55; 280 SH - 1. Burbank, 34.93; 880 Relay - 1. Highlands, 1:31.33; Distance Medley - 1. Westmoor (Daly City), 10:58.10; 480 ISH - 1. Burbank, 56.19; Sprint Medley - 1. Highlands, 1:36.60; 2 Mile Relay - 1. Westmoor, 8:27.69; Mile Relay - Christian Brothers, 3:37.82. TJ - 1. San Juan, 116.9; Discus - 1. Highlands, 410.4; HJ - 1. Highlands, 17.6; PV - Mira Loma, 36.3; LJ - Burbank, 57.4 1/2; SP - 1. Highlands, 155-8. Girls Team - San Juan 42, Colfax 40, Yuba City 30, Galt 29, Elk Grove 27. 440 Relay - 1. Colfax, 54.11; Distance Medley - 1. Marin Catholic, 13:09.91; 480 LH - 1. Colfax, 1:09.99; Sprint Medley - 1. Galt, 1:58.33; Mile Relay - 1. San Juan, 4:22.91; HJ - Encina, 13.5; SP - Elk Grove, 101.6 1/2; LJ - 1. Colfax, 42:11 1/2; Discus - 1. Del Norte, 270-7. Sophomore Elk Grove 68, La Sierra 48, Norte Del Rio 48, Encina 43, McClatchy 42. Frosh Douglas JHS (Woodland) 90, San Juan 66, La Sierra 53, Lindhurst 38, Rudder JHS 26.

/Noel Hitchcock/

Long Beach St. @ UCLA.

100 METERS-1. Hampton (UCLA), 10.33 (2.5 m.p.h. aiding wind); 2. Williams (LBS), 10.55; 3. Jenkins (UCLA), 10.56. 200-1. Hampton (UCLA), 20.43 (4.0 m.p.h. aiding wind); 2. Jenkins (UCLA), 21.24; 3. Schaeffer (UCLA), 21.3. 400-1. Beasley (LBS), 46.7; 2. Myles (UCLA), 47.4; 3. Leeds (UCLA), 47.5. 800-1. Niederhaus (UCLA), 1:50.8; 2. Theriot (UCLA), 1:52.1; 3. Wingard (LBS), 1:52.3. Mile-1. Williams (UCLA), 4:05.3; 2. Cendejas (LBS), 4:08.1; 3. Luevano (UCLA), 4:09.4. Two Mile-1. McConnell (LBS), 8:56.4; 2. Rodriguez (LBS), 9:00.8; 3. James (UCLA), 9:01.0. 110 HH-1. Foster (UCLA), 13.68 (3.88 m.p.h. aiding wind); 2. Owens (UCLA), 13.73; 3. Mills (UCLA), 14.39. 400 H-1. Mills (UCLA), 50.49; 2. Mardis (UCLA), 53.29; 3. Carlin (LBS), 54.9.

Discus-1. Santiago, Cal., 164-3. 2. Baer, SDS, 152-7. 3. Costello, SDS, 148-3.

3,000 steeplechase-1. Wood, Cal., 9:12.6. 2. St. John, SDS, 9:20.2. 3. Lawson, SDS, 9:30.8. 400 relay-1. SDS, Hinton, Patrick, Newell, Perry, 41.7. 2. Cal, 41.9.

Long jump-1. Dangerfield, Cal., 24-1/2. 2. Canfield, Cal., 23-4. 3. McClendon, SDS, 22-2 3/4.

1,500-1. Clifford, Cal., 3:52.8. 2. Duffey, Cal., 3:53. 3. Smith, SDS, 3:54.

Shot put-1. Baudry, SDS, 57-2 3/4. 2. Santiago, Cal., 53-4 3/4. 3. Alexander, SDS, 49-10 1/2.

110 hurdles-1. Florant, Cal., 13.6. 2. Richardson, SDS, 14.2. 3. Crittenden, Cal., 14.2.

400-Madruga, SDS, 49.2. Walker, Cal., 49.4. 3. Stein, Cal., 51.

Javelin-1. Packer, SDS, 274-6. 2. Lewis, Cal., 214-1. 3. Hibner, Cal., 206-9.

100-1. Hinton, SDS, 10.4. 2. Newell, SDS, 10.4. 3. Perry, SDS, 10.6.

800-1. Donohue, SDS, 1:53.1. 2. Clifford, Cal., 1:53.5. 3. R. Brown, Cal., 1:54.6.

400 int. hurdles-1. Crittenden, Cal., 54.1. 2. Sheffield, SDS, 55.6. 3. Florant, Cal., 57.4.

High jump-1. Lane, Cal., 6-6. 2. Geddes, SDS, 6-4. 3. Young, SDS, 6-2.

Triple jump-1. Dobbins, Cal., 49-10 1/4. 2. Thorp, Cal., 48-10 1/4. 3. Holden, Cal., 45-9 1/4.

Pole vault-1. Lizotte, SDS, 15. 2. Lewis, Cal., 15. 3. Paton, Cal., 14-6.

200-1. Newell, SDS, 21.2. 2. Taylor, Cal., 21.5. 3. Smith, Cal., 21.6.

5,000-1. Pullen, SDS, 14:36.2. 2. Blume, Cal., 14:44.6. 3. Duffey, Cal., 14:55.2.

1600 relay-1. SDS, Patrick, Newell, Perry, Madruga, 3:18.9. 2. Cal., 3:24.4.

/Darrel Cox/

March 12, Women's meet at Berkeley.

UC Davis 88 1/2, UC Berkeley 85, UC Santa Barbara 64 1/2. 440 Relay - Berkeley, 52.0; SB: Davis. 3 mile - Mathear, B, 17:48.8; Uhler, SB; C. Mile - Kinane, SB, 5:31.0; Burger, D, B; D. 100 M Hurdles - Herigstad, D, 15.6 Bodinson, B; Muneka, SB. 440 - Lewis, B, 1:00.3; Valdez, SB; Capiti, D. Discus - Wagstaff, B, 142-3/4; Martin, D; Trimble, D. 100 - Nance, B, 11:7; Herigstad, D; Curry, SB. 880 - Silverman, B, 2:26.1; Mills, SB; Pardo. 440 Hurdles - Snyder, D, 1:07.3; Howell, B; Dutton, B. High Jump - Kinimaka, SB, 4-10; Russell, SB, and Herigstad, D. Long Jump - Kinimaka, SB, 16-3 3/4; McDaniel, D; Lenoir, SB. 220 - Hamel, B, 27.7; McDaniel, D; Thies, SB. Javelin - Freberg, SB, 111-11 1/2; Hammari, D; Northrup, B.

March 5, Palos Verdes, Palos Verdes Girls Relays

Table with 2 columns: Name, Time. Lists athletes like Shuttle Hurdles, Palos Verdes, Camarillo, Beverly Hills.

No water in pit.

32) Jim Webb (SLDC)	30:31
33) Primo Ramos (SLDC)	30:55
34) Jesse Arnold (SLDC)	30:58
35) David Tussing (SLO)	31:01
36) Rey Pena (MTC)	31:03
37) Mike Ver...	31:09
38) Terry Hanson (SLDC)	31:12
39) Steve Hall (CalPoly)	31:23
40) Keith Shoshone (Judkins)	31:29

/Stan Rosenfield/

89	YVETTE H IRONS	15	UNAT	1:05:11.8
111	KIT FAGAN	15	SRS	1:08:12.4
112	CATHY DUARTE	11	B A	1:09:12.4
114	NANCY PEARLMAN	28	SMT	1:09:10.2

/Connie Rodewald/

March 12, Cal Poly (SLO) @ Hayward.

March 5, Palos Verdes. Palos Verdes Girls Relays

440 Shuttle Hurdles:	
1) Palos Verdes	71.3
2) Camarillo	72.0
3) Beverly Hills	72.1
2 Mile Relay:	
1) Rolling Hills	10:03.8
2) Camarillo	10:05.3
3) Claremont	10:30.2
440 Relay:	
1) Rolling Hills	51.2
2) Pountain Valley	51.4
3) Santa Monica	52.0
Distance Medley Relay:	
1) Santa Monica	13:08.4
2) Beverly Hills	13:13.2
3) Rolling Hills	13:14.5
880 Medley Relay:	
1) Rolling Hills	1:54.3
2) Palos Verdes	1:54.7
3) Lutheran	1:56.9
2 Mile Team:	
1) Saugus	24
2) Santa Monica	25
3) Claremont	29
Mile Relay:	
1) Rolling Hills	4:05.9
2) Beverly Hills	4:06.7
3) Camarillo	4:14.8
Team Scores:	
1) Camarillo	56
Rolling Hills	
3) Beverly Hills	38
4) Fountain Valley Palos Verdes	32
2 Mile Times:	
1) Antoniewicz (SM)	12:05.8
2) Staller (Royal)	12:10.9
3) Ragan (Saugus)	12:16.6
High Jump:	
1) Rowe (Camarillo)	5-3 1/4
2) Schaffer (BH)	5-1/4
Anderson (Camarillo)	5-1/4
Long Jump:	
1) Loud (Lutheran)	17-3/4
2) Fish (RH)	16-2 1/2
3) Melton (FV)	16-1/2
SP:	
1) Green (FV)	37-9 1/4
2) Lynch (Camarillo)	35-2
3) Laughlin (Eisenhower)	32-11 1/4

/Brian Springer/

100-Long (CP) 10.5; Williams (CP) 10.6; Clark (Hay) 10.6.
200-Williams (CP) 21.3; Long (CP) 21.5; Clark (Hay) 21.8.
400-Lloyd (CP) 48.9; Weigel (CP) 50.3; Gomes (Hay) 51.5.
800-Nolte (Hay) 1:57.2; Americh (Hay) 1:57.7; Eaton (CP) 1:57.9.
1500-Raynos (CP) 3:59.7; Ringo (CP) 3:59.7p; Tracy (CP) 4:03.0.
5000-Warrick (CP) 15:09.7; Reynoso (CP) 15:24.9; Tracy (CP) 16:12.4.
3000 SC-Raynes (CP) 10:08.9; Moss (Hay) 10:13.6; Hurley (CP) 10:49.2.
10,000-Arreola (CP) 33:48.7; Lozano (CP) 34:43.2; Jensen (CP) 36:21.7.
110H-Koko (Hay) 14.8; Miller (CP) 14.9; Kirkpatrick (Hay) 15.4.
400H-Bardlett (CP) 55.9; Koko (Hay) 56.1; Kirkpatrick (Hay) 58.0.
400 Relay-Hayward (Simmons, Clark, LaGrande, Oravillo) 41.8; Cal Poly 41.9.
Mile Relay-Cal Poly (Metzger, Weigel, Eaton, Lloyd) 3:26.3; Hayward 3:27.7.
PV-Olsen (Hay) 16:0; Kruse (CP) 15:6; Nelson (Hay) 15:0.
HJ-Haber (Hay) 6-6; Wiley (Hay) 6-6; Roberts (CP) 6-6.
LJ-LaGrande (Hay) 22-9; Wamble (Hay) 23-3; Harder (CP) 22-9.
TJ-LaGrande (Hay) 30-11; Wamble (Hay) 48-0; Finn (CP) 47-7 1/2.
Shot Put-Toms (CP) 49-2; Blockinger (CP) 44-2; See (Hay) 40-9.
Discus-See (Hay) 155-11; Blockinger (CP) 150-6; Johnson (CP) 131-4.
Javelin-Gall (Hay) 196-10; Prymjak (Hay) 196-3; Rauker (CP) 176-9.
Hammer-Sawner (Hay) 186-0; Lee (Hay) 155-1; Johnson (CP) 124-2.

/James Day/

March 12

LONG BEACH RELAYS

At Long Beach St.
440 RELAY-1. Maccabi TC, 41.2; 2. San Diego St, 41.2; 3. Cal Poly Pomona, 41.3.
880 RELAY-1. Maccabi TC, 1:25.9; 2. San Diego St, 1:26.7; 3. Cal Poly Pomona, 1:27.3.
MILE RELAY-1. Long Beach St, 3:10.4 (Taylor, 46.8; Beasley, 46.7); 2. Cal Poly Pomona, 3:20.0; 3. Long Beach St. "B", 3:21.2.
TWO MILE RELAY-1. Long Beach St, 7:38.4; 2. Club Northridge, 7:44.7; 3. Maccabi TC, 7:48.8.
FOUR MILE RELAY-1. Santa Monica TC, 16:57.4; 2. Long Beach St, 17:10.0; 3. Fresno Pacific TC, 17:15.3.
SPRINT MEDLEY-1. Long Beach St, 3:26.4; 2. San Diego St, 3:27.2; 3. Cal Poly Pomona, 3:31.1.
DISTANCE MEDLEY-1. San Diego St, 10:00.7; 2. Long Beach St, 10:04.1; 3. Athletes in Action, 10:08.0.
400H-1. Guerrero (unat.), 50.9; 2. Cl Caselman (unat.), no time; 3. Lazar-di (Long Beach St.), 53.4.
5000 METER WALK-1. Walker (Striders), 20:54.1; 2. Boulden (unat.), 23:38.4; 3. Coots (unat.), 23:51.1.
HIGH JUMP-1. Miles (LBS), 7-0; 2. Franz (LBS), 7-0; 3. Owens (Jamul Toads), 6-10.
POLE VAULT-1. Baird 9LBS), 17-5; 2. Takanezawa (Japan), 16-6; 3. Hardison (AIA), 16-6.
LONG JUMP-1. Magee (LBS), 25-2w; 2. Taylor (unat.), 24-7 3/4; 3. Brewer (LBS), 24-6 1/4.
TRIPLE JUMP-1. Magee (LBS),

100-1. Hampton (UCLA), 20.43 (4.0 m.p.h. aiding wind); 2. Jenkins (UCLA), 21.24; 3. Schaeffer (UCLA), 21.3.

400-1. Beasley (LBS), 46.7; 2. Myles (UCLA), 47.4; 3. Leeds (UCLA), 47.5.

800-1. Niederhaus (UCLA), 1:50.8; 2. Theriot (UCLA), 1:52.1; 3. Wingard (LBS), 1:52.3.

MILE-1. Williams (UCLA), 4:05.3; 2. Cendejas (LBS), 4:08.1; 3. Luevano (UCLA), 4:09.4.

TWO MILE-1. McConnell (LBS), 8:56.4; 2. Rodriguez (LBS), 9:00.8; 3. James (UCLA), 9:01.0.

110 HH-1. Foster (UCLA), 13.68 (3.08 m.p.h. aiding wind); 2. Owens (UCLA), 13.73; 3. Mills (UCLA), 14.39.

400 IH-1. Mills (UCLA), 50.49; 2. Mardis (UCLA), 53.29; 3. Carlin (LBS), 54.9.

400 RELAY-1. Long Beach St. (Brewer, Williams, Tavie, County), 40.97; UCLA dropped baton and did not finish.

MILE RELAY-1. Long Beach St. (Ledet 49.4, Taylor 47.0, Saunders 47.0, Beasley 46.1), 3:09.5 (school record, old mark, 3:10.0, 1976); 2. UCLA (Suhr 50.5, Leeds 47.3, Myles 46.6, Niederhaus 47.8), 3:12.2.

SHOT PUT-1. Brown (LBS), 55-2; 2. Tosti (UCLA), 54-10 1/4; 3. Klein (UCLA), 53-11 1/4.

JAVELIN-1. O'Campo (UCLA), 203-2; 2. Keeling (LBS), 199-9; 3. Moore (UCLA), 199-0.

LONG JUMP-1. Banks (UCLA), 25-10 1/2; 2. Lancaster (UCLA), 25-0; 3. Brewer (LBS), 24-11.

DISCUS-1. Brown (LBS), 180-10; 2. Harvey (UCLA), 168-0; 3. Wells (UCLA), 163-0.

POLE VAULT-1. Tully (UCLA), 17-6; 2. Baird (LBS), 17-6; 3. Knaub (LBS), 16-0.

HIGH JUMP-1. Meisler (UCLA), 7-1; 2. LaRusch (LBS), 6-10; 3. Boyd (UCLA), 6-10.

TRIPLE JUMP-1. Banks (UCLA), 55-2 3/4 (school and stadium record, old school mark, 55-1, Banks, 1975; old stadium mark, 55-2 1/2, Butts, Striders) (4.2 m.p.h. aiding wind); 2. Magee (LBS), 53-2 1/2 (4.2 m.p.h. aiding wind); 3. McCarthy (UCLA), 49-9 1/2.

FINAL SCORE-UCLA 90, Long Beach St. 55

/Vern Gambetta/

March 12, San Diego State vs U.C. Berkeley.

San Diego St. 84, Cal 79 (Running Events in Meters)
 Hammer-1, Briski, SDS, 155-10
 2. Baudrv, SDS, 117-3. 3. Costello, SDS, 82-6.

UC Davis 88 1/2, UC Berkeley 85, UC Santa Barbara 64 1/2
 440 Relay - Berkeley, 52.0; SB, Davis, 3 mile - Mattear, B, 17:48.8; Uhler, SB; C Mile - Kinane, SB, 5:31.0; Burger, D, D; 100 M Hurdles - Herigstad, D, 15.6; Bostington, B; Muneka, SB.

440 - Lewis, B, 1:00.3; Valdez, SB; Capiti, D. Discus - Wagstaff, B, 142-3/4; Martin, D; Trimble, D. 100 - Nance B, 11.7; Herigstad, D; Curry, SB. 880 - Silverman, B, 2:26.1; Mills, SB; Pardo, 440 Hurdles - Snyder, D, 1:07.3; Howell, D; buton, B.

High Jump - Kinimaka, SB, 4-10; Russell, SB, and Herigstad, D. Long Jump - Kinimaka, SB, 16-3 3/4; McDaniel, D; Lenoir, SB.

220 - Hamel, B, 27.7; McDaniel, D; Thies, SB. Javelin - Freberg, SB, 111-11 1/2; Hammari, D; Northrup, B.

Shot Put - Wagstaff, B, 38-11 3/4; Trimble, D; Kinimaka, SB. 2 Mile - Craig, B, 12:19.5; Cowan, D; Thalkin, D. 2 Mile Relay - SB, 10:10.0; Davis, Berkeley. 1 Mile Relay - Berkeley, 4:12.1; SB; Davis.

/Noel Hitchcock/

March 12, Lunada Bay SPA 25 Kilo Run.

1 BOB HAYES	22 AIA	1:21:14.6
2 DAVE FRICKEL	22 SFVT	1:22:13.6
3 CHUCK SHEAD	25 AIA	1:23:10.0
4 PHIL FRYAN	32 GWAA	1:23:10.0
5 MIKE CHAMBLISS	27 B B	1:23:14.8
6 RONALD KURRLE	28 SFVT	1:24:11.0
7 MARK DULANEY	23 AIA	1:24:11.5
8 JIM AFQUILLA	26 AIA	1:26:01.0
9 PAUL COOK	24 AIA	1:26:13.5
10 JOHN FRENAND	41 SBAA	1:26:13.9
11 DON OCANA	CCAC	1:27:11.5
12 PATRICK MALLY	20	1:27:11.9
13 WALT HALTHIRE	23 AZPC	1:27:15.4
14 BEN MARTINEZ	26 AIA	1:29:11.7
15 LARRY PONTINEN	35 SBAA	1:29:11.7
16 THOM LACIE	25 STC	1:29:14.2
17 JOHN FUPP	30 STC	1:30:07.0
18 MAPVIN ROWLFY	37 CCAC	1:30:11.0
19 KEN BLAKELY	22 B B	1:30:13.5
20 JCF BURGASSER	38 STC	1:30:14.8
21 RON WISF	38 SBAA	1:31:10.9
22 DENNIS STANSAUK	20 SFVT	1:31:13.5
23 KEN KENDALL	26 OXY	1:31:14.9
24 ANDREW LEVINSON	28 STC	1:31:15.9
25 BAPT J COVENTRY	36 STC	1:32:00.6
26 JOHN RUDBEFG	42 STC	1:32:11.2
27 JOHN HELLMAN	20	1:32:13.0
28 DICK WEFKS	33 B B	1:32:14.0
29 JIM DAVIS	41 MSTR	1:34:00.0
30 GEGGIE MARSHALL	22	1:34:12.7
31 JAMES VAN MANEN	44 SBAA	1:34:12.9
32 JUAN TORRES	23	1:34:14.6
33 ED AVCL	25 B B	1:34:15.4
34 DAVE HOLLAND	36 STC	1:35:12.4
35 ART BOETTCHER	42 UCLA	1:35:15.4
36 JIM FLANIGAN	27 9HS	1:35:15.5
37 DARTY CRONIN	49 STC	1:36:11.0
38 KEN GANEZER	23 STC	1:36:11.5
39 TOM STURAK	45 MSTR	1:36:13.2
40 JOHN FAGLIANO	37 GWAA	1:36:14.6

March 19, Stanford Relays.

Summaries of Saturday's Stanford Relays (distances in meters except where yards listed):

High jump—1, Haber, Hayward State, 7-0. 2, Lane, California, 6-10. 3, Wiley, HS, 6-8. 4, Powell, Idaho State, 6-8. Long jump—1, Lofton, Stanford, 25-11 1/4. 2, Dangerfield, Cal, 23-6 1/2. 3, Wamble, HS, 23-3/4. 4, Finley, San Jose, 23-1 1/2. Pole vault—1, Woepse, San Jose, 17-0. 2, Bockmiller, SJ, 16-6. 3, Olson, HS, 15-6. 4, Hintz, Cal, 15-6. Javelin—1, Brown, Stan, 213-1. 2, McMullen, Sacramento State, 207-6. 3, Myers, SS, 207-3. 4, Lewis, Cal, 206-1. Hammer throw—1, Sawyer, HS, 185-3. 2, Congi, SJ, 180-7. 3, Kennon, Chico State, 167-6. 4, Smith, CS, 167-2. Triple jump—1, Livers, SJ, 52-1/4. 2, LeGrande, HS, 49-2. 3, Zizzo, Fresno State, 48-4/4. 4, Dobbins, Cal, 48-4. Discus—1, Gummerson, SJ, 169-0. 2, Ender, FS, 168-2. 3, McNaughton, FS, 162. 4, Buss, Stan, 157-1. 5,000—1, Murphy, Nevada-Reno, 14:13.6. 2, Heath, IS, 14:13.8. 3, Fultz, unattached, 14:13.9. 4, Clark, West Valley Track Club, 14:31.6. 3,000 steeplechase—1, Hurst, SJ, 9:05.2. 2, Langford, FS, 9:06.8. 3, Schaechterle, CS, 9:15.2. 4, Bellah, WVTC, 9:19.8. 110 hurdles—1, Carlev, FS, 14.4. 2, Rbublick, SJ, 14.5. 3, Frugoli, Nev, 14.6. 4, Austin, SJ, 14.6. 400 relay—1, San Jose State (Livers, Kirtman, Triplett, Cooper), 39.9. 2, Stanford, 40.0. 3, Idaho State, 40.6. 4, Fresno State, 41.2. 800—1, Boit, Kenya, 1:46.1. 2, Robinson, Bay Cities, 1:47.5. 3, Brown, unatt, 1:49.3. 4, McManus, FS, 1:50.5. 100—1, Amarticcio, IS, 10.6. 2, Simmons, HS, 10.7. 3, Williams, Cal Poly, SLO, 10.7. 4, Smith, Cal, 10.8. Distance medley relay—1, Idaho State (Wilson, Kemmel, English, Mell), 9:51.4. 2, California, 9:51.8. 3, Stanford, 9:53.6. 4, Cal Poly, SLO, 10:11.4. 880-yard relay—1, Stanford (Holmes, Lofton, Banks, Sheats), 1:23.7. 2, Idaho State, 1:25.1. 3, San Jose State, 1:25.4. 4, California, 1:26.0. Shot put—1, Weeks, unatt, 63-3/4. 2, Albritton, Stan, 62-11 1/2. 3, Gummerson, SJ, 55-0. Only competitors. Two-mile relay—1, Stanford (Hickman, Wells, Holly, McArthur), 7:35.8. 2, California, 7:36.0. 3, Hayward State, 7:43.4. 4, Cal Poly, SLO, 7:45.4. Two-mile—1, Macdonald, Hawaii, 8:42.6. 2, Duffey, Cal, 8:45.6. 3, Kardong, Club Northwest, 8:46.4. 4, Bob Deis, FS, 8:47.4. Mile relay—1, Stanford (Hickman, Wellworth, Sheats, Banks, Lofton) 3:16. 2, Fresno State, 3:11.5. 3, Idaho State, 3:11.5. 4, San Jose State, 3:16.0.

/Darrel Cox/

UCLA vs Tennessee @ UCLA

880 - 1. Lopez, D, 2:21.9; 2. Muller, WB, 2:27.3; 3. Ortiz, TW, 2:29.2. Long jump - 1. Haynes, Mad, 17-10; 2. Brothers, B, 17-1; 3. Flenory, Red, 16-9 1/2. Mile relay - 1. South (Frye, Gupton, McMillon, Wong) 4:10.6; 2. Bakersfield 4:15.3; 3. Madera 4:16.2.

/Ron Blackwood/

March 16, Lemoore Invitational.

Boys Discus - Torosian, Sanger, 165-3; 2. Buck, H, 157-10; 3. D. Smith, Hanford, 150-1. 330 LH - J. Smith, Hanford, 39.4; 2. O'Neill, SJM, 39.5; 3. Cleaves, Lem, 39.6. 440 relay - Lemoore 43.8; 2. Sierra 44.6; 3. Tie, Washington and Riverdale, 44.7. 2-mile - Valdez, Corcoran 9:41.1; 2. Elming, Sierra, 9:41.7; 3. Rhoden, Hanford, 9:48.0. 120 HH - Perryman, Lem, 16.0; 2. J. Smith Hanf, 15.4; 3. Moore, Car, 15.9. 880 - Wiasichuk, MW, 1:58.9; 2. Perez, Cor, 2:00.5; 3. Puente, Hanf, 2:00.9. 100 - Thomas, Hanf, 10.0; 2. Wharry, Hanf, 10.1; 3. O'Neill, SJM, 10.4. SP - Tatarian, SJM, 54-0 1/2; 2. Merlo, Sang, 53-2; 3. D. Smith, H, 49-7 1/2. Mile - Van Matre, Coal, 4:25.2; 2. Knox, Was, 4:25.4; 3. Valdez, Cor, 4:31.4. 440 - Puente, Hanf, 51.6; 2. Jones, L, 52.2; 3. Brady, Sierra, 52.4. HJ - Rosendahl, Wash, 6-6 (tie meet record); 2. McClanahan, Sierra, 6-4; 3. Marable, L, 6-3. 220 - Thomas, H, 22.6; 2. Billingsley, L, 22.8; 3. Wharry, H, 23.3. PV - Pierce, S, 15-3 (meet record); 2. Sula, Lem, 14-8; 3. tie) Brown, Lem, Avila, Coal, 13-0. LJ - Johnson, Tran, 22-0 1/2; 2. R. Smith, Han, 21-0; 3. Gaffney, Lem, 21-0. TJ - Lewis, Lem, 45-10 1/2. 2. Torosian, San, 45-5; 3. Chatman, Fow, 44-11. Mile relay - Hanford 3:29.3; 2. Sierra, 3:30.5; 3. Mt. Whitney, 3:33.0. Team Scoring - Hanford 124, Lemoore 116, Sierra 43, Sanger 38, Corcoran 33, Memorial 24, Mt. Whitney 22, Washington 16, Tranquillity 15, Coalinga 15, Wasco 14, Cahuthers 11, Riverdale 9, Reedley 6, Fowler 6, Selma 3, Central 2, Chowchilla 2, Parlier 2.

Fresh-soph 2-mile - Pickereil, Mt. Whitney, 9:55.6; 330 LH - Messick, Wasco, 41.5; HJ - Miller, Sanger, 6-2; TJ - Swensen, Hanford, 43.5; PV - Fast, Mt. Whitney, 13-0; 440 relay - Mt. Whitney 44.8; Discus - Perley, Reedley, 146-3; SP - Fansett, Hanford, 54-2 1/2 (meet record); LJ - N. Smith - Washington, 20-11 1/2; 70 HH - Keltley, Lemoore, 9-1. Girls HJ - Fraley, Lemoore, 5-3; 2. Feese, Lemoore, 5.3; 3. Brown, Lemoore, 5-0. Discus - Kasparian, Selma, 121-2; 2. Stocum, Hanford, 104-1; 3. Miller, Sanger, 103-5. SP - Martin, Sanger, 37-2 1/2; 2. Green, Mt. Whitney, 36-11 3/4; 3. Kasparian, Selma, 35-0 1/2. LJ - Gaffney, Lemoore, 17-8 3/4; 2. Horn, Hanford, 16-4 1/2; 3. Tappin, Wasco, 16-4 1/4. 440 relay - Mt. Whitney 50.9; 2. Lemoore 51.0; 3. Sanger 51.4. Mile - 1. Trumbly, Coal, 5:21.5; 2. Stout, MW, 5:43.8; 3. Elliot, MW, 5:45.5. Mile Rel - Mt. Whitney 4:12; Sanger 4:14.4; 3. Lemoore 4:15.0. Team Scoring - Lemoore 108, Mt. Whitney 92, Sanger 66, Wasco 32, Hanford 24, Selma 20, Coalinga 20, Corcoran 7, Fowler 1. 110 LH - 1. M... Fow, 15.5; 2. Feese, L, 15.9; 3. Feehan, L, 17.9. M... S - San 880 - 1. Trumbly, Coal, 2:14.2; 2. Stout, MW, 2:25.7; 3. Kent, Was, 2:29.1.

Table with 3 columns: Rank, Name, and Time/Score. Includes entries for 41-100 across various events like 100m, 200m, 400m, 800m, 1000m, 1500m, 2000m, 3000m, 4000m, 5000m, 8000m, 10000m, 15000m, 20000m, 30000m, 40000m, 50000m, 60000m, 70000m, 80000m, 90000m, 100000m.

/John Brennan/

March 12, Carmel Valley, Garland Park 6.19 Mile Race

Table with 3 columns: Rank, Name, and Time. Includes entries for 1-14 in the 6.19 Mile Race.

Shot Put: 1) Sacramento City 147-11 1/2 1) Dave Herbert (SCC) 51-8 1/2 2) Tony Williams (FCC) 50-9 1/2 3) Dave Michelmore (AmR) 50-1 3/4

Javelin: 1) College of the Sequoias 3:36.7 1) Norm Finke (Modesto) 206-2 2) Greg Peterson (AmRiv) 196-2 3) Gary Raymond (COS) 192-0

Sprint Medley: 1) College of the Sequoias 3:36.7 2) American River 3:38.0 3) Cosumnes River 3:39.3

100m Dash: 1) Ron Malone (Fresno) 10.5 2) Greg Flenory (COS) 10.6 3) Calvin Mason (Cosumnes) 10.6

2 Mile Relay: 1) Fresno City 8:16.0 2) American River 8:20.4 3) SJ Delta 8:21.6

880 Yd Relay: 1) Sacramento City 1:32.3 2) Fresno City 1:32.9 3) College of the Sequoias 1:33.3

Long Jump: 1) Sacramento City 66-11 1/2 1) Ed Taylor (Modesto) 23-11 3/4 2) Mike Morrow (AmRiv) 23-8 1/2 3) Bruce Harris (SCC) 22-10

3,000m Steeplechase: 1) Bill Weed (AmerRiv) 9:49.0 2) Jon Higley (Cosumnes) 10:01.4 3) Jack Betschart (SCC) 10:08.0

480 Yd Shuttle Hurdles Relay: 1) College of the Sequoias 58.5 2) Delta 58.9 3) Fresno 59.3

Triple Jump: 1) Cosumnes River 142-3/4 1) Eddie Tate (FCC) 50-9 3/4 2) Anthony Frazier 50-7 1/2 3) Norm Miller (CosRiv) 46-5 3/4

Discus: 1) Modesto 442-11 1) Norm Finke (Modesto) 154-8 2) Al Just (Sacramento) 150-10 3) Dave Kaser (Reedley) 147-0

Pole Vault: 1) Fresno City 45-0 Stan Reyes (FCC) 15-6 Mike Thornton (FCC) 15-6

High Jump: 1) Fresno City 19-0 1) Gil Jenkins (FCC) 6-6 2) Ron Horn (FCC) 6-4 Joe Radan (Sac) 6-4 John Kelson (Sac) 6-4

One Mile Relay: 1) Delta 3:26.7 2) Cosumnes River 3:27.7 3) Sacramento 3:29.3

Fresno 91, Sequoias 75, Amer River 74, Sacramento 70, Cosumnes 64, Modesto 54, Delta 48, Reedley 14. /Ken Dose/

March 12, Carmel Valley, Garland Park
6.19 Mile Race

1) Bill Park (WVTC)	36:36
2) Richard Guilfooy	36:50
3) Craig Bushenbure (Buff)	37:00 1hs
4) Joseph Day (ShreveportTC)	37:33
5) Jim Herman (NITC)	37:37
6) Don ... (WVTC)	37:55
7) Lloyd Ampson	38:41
8) Mark Briscoell	38:42
9) Craig Powell (BuffChps)	38:44 2hs
10) Robert Growther	39:04
11) James Kee	39:22
12) Bruce Campbell	39:25
13) Haywood Norton	39:35
14) David Garcia	39:39
15) Ted Wilson (KJC)	39:57
16) Marco Martin (Pama)	40:15
17) Don Dordale	40:30
18) Jay Cook	40:49
19) Mark Mondragon 3-hs	41:07
20) Ann Trason 1st OW	41:09
21) John Brazinsky (MPAC)	41:17
22) Bill Flodberg (WVJS) MM	41:27
23) Bud Christian	41:38
24) Jerry Costa (MVS)	41:52
25) Sharon Furtado(WVTC) 2 OW	41:58
26) Thomas Freeman	42:25
27) Richard Lawcom 2-MM	42:32
28) Dave ...	42:42
29) Sean Flavin (Pacheco) 3-MM	42:47
30) Scott Hill	42:48
31) Farnz Brazil 4-MM	42:50
32) Keith Campbell (LVRC)	42:53
33) John McTrillis (TRAC)	42:55
34) Mark Rottman (MPAC)	43:07
35) Phil Wilder	43:11
36) Mike Jones (Soquel)	43:17
37) Art Riggs	43:25
38) Jan Senecal	43:26
39) Ron Scellato (TRAC)	43:32
40) Frank Dice	43:39

/Gary Goettelmann/

March 12, Fresno, 15th Annual Valley
Conference Relays at Ratcliffe
Stadium

Distance Medley Relay:

1) Fresno City College	10:21.4
2) American River	10:23.0
3) College of the Sequoias	10:29.2

440 Yard Relay:

1) College of the Sequoias	42.4
2) Fresno City College	42.7
3) Sacramento City College	43.7

Open 2 Mile:

1) Bob Colson (Amer River)	9:53.0
Earl Lagomarsino (AmRiv)	9:53.0
Chuck Kohtal (AmerRiv)	9:53.0

Open 120 Yd High Hurdles:

1) Gary Ellis (Fresno)	14.8
2) Chuck Smith (S-Delta)	14.9
3) Steve Pritchett (COS)	15.1

1) Fresno City 45-0
Stan Reyes(FCC) 15-6
Mike Thornton(FCC) 15-6

High Jump:

1) Fresno City 19-0
1) Gil Jenkins(FCC) 6-6
2) Ron Horn(FCC) 6-4
Joe Radan(Sac) 6-4
John Kelson(Sac) 6-4

One Mile Relay:

1) Delta 3:26.7
2) Cosumnes River 3:27.7
3) Sacramento 3:29.3

Fresno 91, Sequoias 75, Amer River 74, Sacramento 70, Cosumnes 64, Modesto 54, Delta 48, Reedley 14.
/Ken Dose/

March 16, Delano
Kiwanis Relays.

BOYS

120 HH - 1. Rodriguez, Tulare Western, 14.6; 2. Lonsinger, Highland, 15.4; 3. McGee, East Bakersfield, 15.5.
Shot Put - 1. Larson, West Bakersfield, 54.4 1/2; 2. Winter, Madera, 52.7 1/2; 3. Twitty, Taft, 52.3.
Long Jump - 1. Alexander, TW, 20-11 1/2; 2. Johnson, T, 20-11 1/4; 3. Pierrro, Delano, 20-4 3/4.
100 - Love, D, 10.1; 2. Foster, Mad, 10.3; 3. Walker, WB, 10.4.
4-Mile relay - 1. Bakersfield (Randolph, Lozano, Smith, Ursin) 18:35.4; 2. Redwood 18:38.5; 3. Shafter 18:40.5.
440 relay - 1. Delano (Harris, Roberts, Scott, Love) 43.9; 2. Bakersfield 44.8; 3. West 44.8.
2-Mile relay - 1. Bakersfield (Thomas, Lozano, Randolph, Ursin) 8:24.4; 2. Tulare Union 8:31.2; 3. North 8:40.0.
Discus - 1. Crow, Monache, 157.9; 2. Twitty, T, 147-11 1/2; 3. Perigo, D, 146-10 1/2.
Mile steeplechase - 1. Castillo, TW, 5:13.3; 2. Aguilar, Mad, 5:21.2; 3. Kerpela, WB, 5:24.0.
Sprint Medley relay - 1. West (Walker, Angelini, Green, Hislop) 3:35.6; 2. Foothill 3:37.2; 3. Delano 3:38.8.
Distance Medley relay - 1. Highland (Yurkas, Lonsinger, Lujan, Elieff) 10:41.8; 2. East 10:59.9; 3. Madera 11:17.1.
Pole Vault - 1. Barulich, B, 12-6; 2. Kuipers, B, 12-0; 3. Hundley, WB, 12-0.
Triple Jump - Torrence, TW, 47-2; 2. Nichols, EB, 44-9; 3. Jones, B, 44-5.
330 LH - 1. Love, D, 38.9; 2. Perkins, B, 39.2; 3. Jones, South Bakersfield 40.2.
Mile relay - 1. Foothill (Battles, Migsby, Gutierrez, Dorado) 3:28.1; 2. Delano 3:30.6; 3. Bakersfield 3:30.8.
High Jump - 1. Christinsson, B, 6-4; 2. Jones, B, 6-2; 3. Wicks, Sou, 6-2.

GIRLS

Discus - 1. Banks, D, 114-4 1/2; 2. Beurmann, B, 112-0; 3. Jennings, B, 109-9 1/2.
110 LH - 1. Haynes, Mad, 15.3; 2. Wong, SB, 15.6; 3. Clem, B, 15.6.
100 - 1. Ward, SB, 11.3; 2. Wilson, NB, 11.8; 3. Flenory, Redwood, 11.9.
440 relay - 1. South (Frye, McMillon, Haskins, Ward) 49.6; 2. Bakersfield 49.7; 3. Madera 50.8.
Shot Put - 1. Neldson, SB, 36-8 1/2; 2. Rivera, Mad, 35-8 3/4; 3. Crump, Mad, 35-1.
High Jump - 1. Roberts, TW, 4-10; 2. Russell, Red, 4-10; 3. Beurmann, B, 4-10.

Lemoore 91
HJ - Fraley, Lemoore, 5-3; 2. Feese, Lemoore, 5-3; 3. Brown, Lemoore, 5-0.
Discus - Kasparian, Selma, 121-2; 2. Stocum, Hanford, 104-1; 3. Miller, Sanger, 103-5.
SP - Martio, Sanger, 37-2 1/2; 2. Green, Mt. Whitney, 36-11 3/4; 3. Kasparian, Selma, 35-0 1/2.
LJ - Gaffney, Lemoore, 17-8 3/4; 2. Horn, Hanford, 16-4 1/2; 3. Tappin, Wasco, 16-4 1/4.
440 relay - Mt. Whitney 50.9; 2. Lemoore 51.0; 3. Sanger 51.4. Mile - 1. Trumbly, Coal, 5:21.5; 2. Stout, MW, 5:43.8; 3. Elliot, MW, 5:45.5.
Mile Rel - Mt. Whitney 4:12; Sanger 4:14.4; 3. Lemoore 4:15.0.
Team Scoring - Lemoore 108, Mt. Whitney 92, Sanger 66, Wasco 32, Hanford 24, Selma 20, Coalinga 20, Corcoran 7, Fowler 1.
110 LH - 1. ... 15.5; 2. Feese, L, 15.9; 3. Feehan, L, 17.9.
880 - 1. Trumbly, Coal, 2:14.2; 2. Stout, MW, 2:25.7; 3. Kent, Was, 2:29.1.
100 - 1. Gaffney, L, 11.5; 2. Fallis, MW, 11.6; 3. Roberts, Was, 11.6.
440 - 1. Partridge, L, 1:01.3; 2. Gerrard, 1:01.8; 3. Dillingham, Was, 1:03.8.
220 - Fallis, MW, 26.1; 2. Macias, Sang, 26.2; 3. Alitin, Lem, 26.9.
/Ron Blackwood/

March 18, Selma Invitational.

Varsity

SP - 1. Merlo, San, 51-10 1/2, meet record; 2. Tatarian, SJM, 55.0; 3. Bennett, Kingsb, 47-4.
2. PV - 1. Pierce, Sang, 14-0 1/2, meet record; 2. Harrison, Imm, 12-0; 3. Avila, Coal, 12-0;
120 HH - 1. Rodrigues, TW, 14.5, meet record; 2. Medina, Din, 15.9; 3. Reyes, Kingsb, 16.2.
Discus - 1. Bennett, Kingsb, 161-11 1/2; 2. Torosian, Sen, 158-6 3/4; 3. Merlo, San, 145-0 1/2.
200-mile - 1. Taylor, Red, 10:00.8; 2. Castillo, TW, 10:00.9; 3. Fleming, Sie, 10:06.0.
HJ - 1. Twalks, San, 6-2, meet record; 2. McClanahan, Sie, 6-2; 3. Brady, Sie, 6-0;
TJ - 1. Torosian, San, 43-11, meet record; 2. Tatmi, Reed, 41-7; 3. Jones, Cor, 40-10.
440 relay - 1. Sanger 45.6; 2. Redwood 45.7; 3. 146.2;
330 LH - 1. Rodriguez, TW, 40.8, meet record; 2. O'Neill, 41.3; 3. Warkentin, Imm, 42.4;
LJ - 1. Tatami, Reed, 20-10, meet record; 2. Torosian, San, 29 1/2; 3. Dunlap, SJM, 21-1 1/2; Distance medley - Redwood, 11:07.2; 2. Mt. Whitney 11:09.4; 3. Reedley 11:17.3.
100 - 1. Gonzales, Exe, 10.3, meet record; 2. Rodriguez, 10.4; 3. Burk, San, 10.4;
Sprint medley - 1. Reedley, 3:45.4; 2. Kingsburg 3:46.4; 3. Redwood 3:47.8.
Mile relay - 1. Mt. Whitney 3:55.0; 2. Sanger 3:36.2; 3. Sierra, 3:37.3;
Sanger 92, Reedley 54, Redwood 43, Western 41 Sierra 37, Kingsburg 35, Memorial 29, Corcoran 20, Mt. Whitney 19, Immanuel 18, Selma 11, Exeter 11, Dinuba 8, Coalinga

/Ron Blackwood/

7:36.0, 3. Hayward State, 7:43.4, 4. Cal Poly, SLO, 7:45.4.
Two-mile - 1. Macdonald, Hawaii, 8:42.6, 2. Duffey, Cal, 8:45.6, 3. Kardong, Club Northwest, 8:46.4, 4. Bob Deis, FS, 8:47.4.
Mile relay - 1. Stanford, 3:16.0; 2. Fresno State, 3:11.5, 3. Idaho State, 3:11.5, 4. San Jose State, 3:16.0.
/Darrel Cox/

UCLA vs Tennessee
@ UCLA

1976; meet record, old mark, 17-9, Tully, 1975); 2. Malone (T), 16-0; 3. Wodder (T), 15-4.
SHOT PUT - 1. McMahan (T), 56-4 1/2; 2. Klein (UCLA), 55-8 1/2; 3. Tosti (UCLA), 55-11 1/2.
JAVELIN - 1. Olsen (T), 256-7; 2. Tosti (UCLA), 203-1; 3. Ocampo (T), 185-7.
3,000-METER STEPPLECHASE - 1. Sam James (T), 8:55.0; 2. Shawn James (UCLA), 9:01.0; 3. Sonnenfeldt (UCLA), 9:05.2.
HIGH JUMP - 1. Meisler (UCLA), 7-0; 2. Boyd (UCLA), 6-8; 3. Riggs (UCLA), 6-6.
400-METER RELAY - 1. UCLA (Owens, Hampton, Schaeffer, Foster), 39.7; 2. Tennessee, 40.7.
MILE - 1. Lapp (T), 4:01.3 (meet record, old mark, 4:05.4, Zeller, Tennessee, 1972); 2. Williams (UCLA), 4:02.4; 3. Wright (T), 4:05.6.
110-METER HURDLES - 1. Owens (UCLA), 13.74 (3.6 m.p.h.); 2. Foster (UCLA), 13.90; 3. Darcus (T), 13.93.
400 METERS - 1. Myles (UCLA), 47.1; 2. Morgan (T), 47.8; 3. Thompson (UCLA), 47.8.
100 METERS - 1. Hampton (UCLA), 10.40 (2.5 m.p.h.); 2. Owens (UCLA), 10.47; 3. Gardner (T), 10.48.
DISCUS - 1. McMahan (T), 179-5; 2. Genther (T), 175-11; 3. Wells (UCLA), 151-0.
TRIPLE JUMP - 1. Banks (UCLA), 54-3 1/4 (9.2 m.p.h.); 2. Jordan (T), 51-6 1/4; 3. McCarthy (UCLA), 47-11 1/4.
800 METERS - 1. Niederhaus (UCLA), 1:50.4; 2. Theriot (UCLA), 1:52.3; 3. Suhr (UCLA), 1:52.3.
400 METER HURDLES - 1. Mills (UCLA), 50.94; 2. Barlow (T), 52.91; 3. Mardis (UCLA), 53.12.
200 METERS - 1. Hampton (UCLA), 20.60 (3.7 m.p.h.) (meet record, old mark, 20.7, J. Smith, UCLA, 1971, Edmonson, UCLA, 1972 and R. Jones, Tennessee, 1974); 2. Jenkins (UCLA), 21.08; 3. Mardis (UCLA), 21.25.
3-MILE - 1. Davey (T), 13:29.8 (meet record, old mark, 13:38.0, Davey, 1975); 2. Wafts (T), 13:49.6; 3. Simonian (UCLA), 14:02.2.
MILE RELAY - 1. UCLA (Thompson, 48.1; Leeds, 48.7; Niederhaus, 47.9; Myles, 47.5), 3:11.3; 2. Tennessee, 3:18.8.
FINAL SCORE - UCLA 99, Tennessee 55.
ATTENDANCE - 5,719.
LONG JUMP - 1. Banks (UCLA), 25-4 1/4 (5.6 m.p.h.); 2. Lancaster (UCLA), 24-8 1/2 (24-0, legal); 3. Jordan (T), 24-8 1/4.
POLE VAULT - 1. Tully (UCLA), 18-2 1/2 (stadium record, old mark, 18-2, Kelli Isaksson, Sweden, 1972; school record, old mark, 17-10 1/4, Tully,

/Vern Gambetta/

March 16, San Jose vs Idaho St.

San Jose State 90 1/2, Idaho State 54 1/2 Hammer (exhib.)-1. Congi (SJ) 187.5; 2. Miller (SJ) 163.8; 3. Kells (SJ) 163.0 (non scored). 400 meter relay-1. San Jose State (Kirtman-Desmct-Triplett-D. Livers) 41.0; 2. IS 41.8. Shot Put-1. Semkiw (SJ) 61-1; 2. Feuerbach (SJ) 55-9; 3. Cummerson (SJ) 54-4. 1500 meters-1. Nahirney (SJ) 3:54.7; 2. Bell (IS) 3:55.6; 3. Green (SJ) 3:59.0. Javelin-1. Dejak (SJ) 221-7; 2. Staengel (SJ) 190-2; 3. Wright (SJ) 112-8. Long jump-1. Finley (SJ) 24-3w; 2. Richardson (IS) 22-8; 3. Bacon (SJ) 21-0 3/4. 110 meter hurdles-1. Cooper (SJ) 13.8; 2. Austin (SJ) 14.0; 3. Bolden (IS) 14.2. 400 meter dash-1. Austin (IS) 47.8; 2. Yizar (IS) 48.5; 3. Triplett (SJ) 49.2. 100 meter dash-1. Amarteijo (IS) 10.2; 2. Kirtman (SJ) 10.2; 3. D. Livers (SJ) 10.4. 800 meter run-1. Kasser (SJ) 1:53.3; 2. Wilson (IS) 1:54.1; 3. Glaser (IS) 1:54.1. 400 meter hurdles-1. Cooper (SJ) 51.7; 2. Lundy (IS) 52.7; 3. Finley (SJ) 52.7. High jump-1. Nelson (SJ) 6-8; 2. Lemee (IS) 6-8; 3. (tie) Inley (SJ) and Powell (IS) 6-4. Discus-1. Feuerbach (SJ) 167-9; 2. Gummerson (SJ) 163-9; 3. Miller (SJ) 153. Triple Jump-1. Richardson (IS) 46-6; 2. Jelks (SJ) 45-5 1/2; 3. Purce (IS) 43-0. Pole Vault-1. Woosepe (SJ) 17-2 (MR, Old 16-0); 2. Tolley (IS) 15-6. 3. Lee (IS) 14-0. 200 meter dash-1. Amarteijo (IS) 21.0; 2. Craner (IS) 21.3; 3. Desmet (SJ) 21.6. Two Mile Run-1. Kimball (SJ) 9:04.6; 2. Gruber (SJ) 9:04.3; 3. Heath (IS) 9:07.0. One mile Relay-1. IS (Kimmell-Bolden-T. Kimmell-Wilson 3:16.5; 2. SJ 3:20.0. /James Day/

March 18, McFarland Lions Invitational.

Boys Varsity 440 REL - 1. Riverdale 45.4; 2. Strathmore 46.4; 3. Taft 47.5. 2 MILE - 1. Haro, W. 10:14.5; 2. Gonzales, St. 10:18.6; 3. Masiel, L. 10:32.0. 1200 HH - 1. Esquivel 16.3; 2. Davis, Av. 16.8; 3. Atherton, W. 16.9. 880 - 1. Balderos, St. 2:05.2; 2. Hernandez, Av. 2:06.0; 3. Rodriguez, P. 2:06.6. DISC - 1. Twitty, Taft, 149-6; 2. Bramer, St. 132-5 1/2; 3. Maloney, Av. 129-11. PV - 1. Bonner, R. 11-6; 2. Booker, R. 11-0; 3. David, Av. 9-6. SP - 1. Twitty, Taft, 111-1; 2. Bramer, St. 45-9; 3. Foster, Taft, 45-1. 100 - 1. Rayford, Av. 10.0; 2. Bonner, R. 10.4; 3. Sanchez, R. 10.5. MILE - 1. Rodriguez, Par. 4:47 1/2; 2. Gonzales, S. 4:47.6; 3. Haro, W. 4:57.6. HJ - 1. Esquivel, O. 5:10; 2. Briones, L. 5-6; 3. Juire, St. 5-4. 100 - 1. Estévez, St. 52.0; 2. Johnson, P. 52.2; 3. Gomez

March 18 Tranquillity Invitational.

Varsity 2-Mile - 1. Lopez, T. 10:35; 2. Sanchez, DP. 10:36; 3. Gonzales, T. 10:43. 440 relay - 1. Chowchilla 45.7; 2. Tranquillity 46.0; 3. Hilmar 46.3. Discus - 1. Purewal, Car. 140-6; 2. Dockweiler, Ker. 129-4; 2. Mora, Hil, 126-2. High jump - 1. Moore, Car. 6-0; 2. Johnson, T. 5-10; 3. Eberlien, Car. 5-9. 1200 HH - 1. Guzman, T. 16-1; 2. Moore, Car. 16-7; 3. Eberlien, Car. 16-7. 100 - 1. Gains, Chow. 10-0; 2. Mallone, Car. 10-2; 3. Johnson, T. 10-3. 880 - 1. Criado, T. 2:07.2; 2. Fagundez, Hil. 2:08; 3. Allison, Yos. 2:09. Triple jump - 1. Guzman, T. 44-5 1/2; 2. Purewal, T. 409 3/4; 3. Fisher, Hil. 40-0. Mile - 1. Castillo, DP. 4:58.2; 2. Sanchez, DP. 4:58.2; 3. Lopez, T. 5:05.6. 440 - Ratcliff, Car. 53.3; 2. Mattamourio, Hil. 54.8; 3. Brandenberg, DP. 54.9. 220 - 1. Mallone, Car. 23.3; 2. Garcia, T. 23.4; 3. Allen, Chow. 23.8. 330 LH - 1. Guzman, T. 42.6; 2. Williams, Chow. 42.7; 3. Machado, Hil. 43.2. Shot put - 1. Pruewal, Car. 48-4; 2. Roberof, Hil. 45-1; 3. Dockweiler, Kerman. 43-4. Pole vault - 1. Todd, DP. 10-9; 2. Groomer, Car. 10-6; 3. Ransier, Car. 10-6. Long jump - 1. Johnson, T. 20-9; 2. Guzman, 19-8; 3. Pena, Kerman. 19-3. Mile relay - 1. Tranquillity (Lopez, Criado, Purewal, Aroz) 3:42.4; 2. Hilmar 3:48.8; 3. Chowchilla 3:50.0. Team scoring - Tranquillity 138, Caruthers 112, Hilmar 78.56, Dos Palos 70 1/2, Chowchilla 51 1/2, Kerman 30, Yosemite 10. /Ron Blackwood/

March 19, Fresno, Woodward Park 25 Kilo Run

- 1) Fred Carnahan (FPTC) 1:22:33
2) Gary Goettelman (WVTC) 1:26:20
3) Wayne Van Dellen (HSTC) 1:31:26
4) Len Thornton (HSTC) 1:33:16
5) Frank Delgado (FJ) 1:38:25
6) Al Lomeli (FPTC) 1:39:14
7) Lloyd Dennis 1:40:52
8) Joe Delgado 1:41:57
9) Bert Woodruff (FJ) 1:45:53
10) Will Mathews 1:49:21
11) John Whatstone 1:50:43
12) Dan Seamount 1:51:36
13) Mario Tejada (FJ) 1:53:11
14) John Valencia 1:53:46
15) Don Zarin 1:54:22
24) Margie Timberlake (FJ) 2:10:02 /Gene Lynch/

March 19, Los Angeles, 1977 Los Angeles Marathon

- Open Division 1) Ken Moffitt 2:29:38
2) Carlos Alfaro 2:33:21
3) Stewart Boden 2:36:55
4) Dennis Stansuk 2:36:59
5) Gary Cohen 2:44:45
6) Ronald Russell 2:45:42
7) Juan Torres 2:48:06
8) Enrique Serratos 2:48:28
9) Jim Hinami 2:48:28
10) Gary Seeger 2:48:46
11) Norman Sandstrom 2:51:25
12) Gerald Bernsen 2:52:54

- 21) Doug Butt (WVTC) 2-30+ 55:27
22) Keith M. Crowder (WVTC) 55:34
23) Greg Jewett (Panakids) 30+ 55:48
24) Rudy Dressendorfer (Aggie) 55:50 30+
25) Jim O'Neil (Olympic) 1-50+ 55:55
26) John Kleinbach (Excel) 56:00
27) Joseph G. Day (Shrvprt) 56:04
28) Doug Rennie (Buff) 5-30+ 56:10
29) David Colbert (un) 1st 19u 56:18
30) Brian Bonner (LVRC) 56:30
31) David Mineau (Chico) 6-30+ 56:34
32) Edward Kelley (Chico) 2-19u 56:42
33) Ron Holloway (un) 56:51
34) Doug Essary (US Army) 7-30+ 57:01
35) Kevin Hanson (Heink) 57:05
36) Walt Schafer (Chico) 8-30+ 57:11
37) Bob Coleman (E.Hall) 57:16
38) Robert Bourbeau (WVJS) 2-40+ 57:18
39) Michael Garrett (un) 57:29
40) Jim Holben (WVJS) 57:39
41) Rick Rockwell (Excel) 57:42
42) Ray Menzie (WVJS) 3-40+ 57:45
43) Tim Rostage (WVJS) 9-30+ 57:46
44) Rick Edson (BuffChps) 10-30+ 57:46
45) Ed Stromberg (BuffChps) 30+ 57:49
46) Mike Eash (Excel) 12-30+ 58:03
47) Gary Alderman (Pama) 13-30+ 58:18
48) Paul Holmes (Buff) 4-40+ 58:29
49) Bill Fiarwell (un) 14-30+ 58:30
50) Jesus A. Garza (un) 58:36
107) Marill Gray (Chico) 1-1W 65:43
135) Ruth Anderson (WCS) 1W 40+ 68:03
139) Karen Diekmeyer (Sun) 2-W 68:31
149) Madeline Rose (Agg) 3-W 69:30
183) Call Campbell (WVJS) 4-W 72:33
190) Bettina Bromstein (BC) 5-W 74:08
197) Daryl Elijah (TR) 6-W 74:37
204) Karen Gallagher (Emp) 7-W 76:19
210) Sue Schnell (Sun) 8-W 77:38
218) Sally Edwards (un) 9-W 78:15
221) Ellen Coleman (un) 10-W 78:49 /Abe Underwood/

March 19, Sacramento, Buffalo Stampedo (10 mile)

- 1) Brian Maxwell (Nike TC) 50:18
2) Jim Buccio (WVTC) 50:18
3) Dave Hoyet (Aggie RC) 51:48
4) Dave Proteau (Aggie RC) 51:48
5) Peter Swenney (Aggie RC) 51:48
6) Adam Forreiva (Heineken) 52:10
7) Ed Schelevic (Aggie RC) 52:14
8) David Wood (Chico RC) 52:44
9) Jon K. Higley (WVTC) 53:11
10) Ron Elijah (un) 53:19
11) Jim Howard (Golden West) 53:37
12) Frank Krebs (BuffCh) 1-30+ 53:44
13) Russell Jones (ShoreAC) 53:49
14) Kent Guthrie (WVTC) 1-40+ 53:51
15) Harry Elliot (Aggie RC) 53:55
16) Fred Veliz (un) 54:16
17) Bruce J. Rider II (WVTC) 54:22
18) Bob Cooper (Woodside) 54:53
19) Garry Green (Buff Chps) 55:08
20) Tom Burns (Heineken) 55:14
21) Doug Butt (WVTC) 2-30+ 55:27
22) Keith M. Crowder (WVTC) 55:34
23) Greg Jewett (Panakids) 30+ 55:48
24) Rudy Dressendorfer (Aggie) 55:50 30+
25) Jim O'Neil (Olympic) 1-50+ 55:55
26) John Kleinbach (Excel) 56:00
27) Joseph G. Day (Shrvprt) 56:04
28) Doug Rennie (Buff) 5-30+ 56:10
29) David Colbert (un) 1st 19u 56:18
30) Brian Bonner (LVRC) 56:30
31) David Mineau (Chico) 6-30+ 56:34
32) Edward Kelley (Chico) 2-19u 56:42
33) Ron Holloway (un) 56:51
34) Doug Essary (US Army) 7-30+ 57:01
35) Kevin Hanson (Heink) 57:05
36) Walt Schafer (Chico) 8-30+ 57:11
37) Bob Coleman (E.Hall) 57:16
38) Robert Bourbeau (WVJS) 2-40+ 57:18
39) Michael Garrett (un) 57:29
40) Jim Holben (WVJS) 57:39
41) Rick Rockwell (Excel) 57:42
42) Ray Menzie (WVJS) 3-40+ 57:45
43) Tim Rostage (WVJS) 9-30+ 57:46
44) Rick Edson (BuffChps) 10-30+ 57:46
45) Ed Stromberg (BuffChps) 30+ 57:49
46) Mike Eash (Excel) 12-30+ 58:03
47) Gary Alderman (Pama) 13-30+ 58:18
48) Paul Holmes (Buff) 4-40+ 58:29
49) Bill Fiarwell (un) 14-30+ 58:30
50) Jesus A. Garza (un) 58:36

March 15, Double Dual @ CSU Hayward.

HAYWARD 95, BOISE STATE 64, U.C. DAVIS 56 HAYWARD 102, U.C. DAVIS 69 HAYWARD 96, BOISE STATE 48 100 - Clark (Hay) 10.5; Reid (BS) 10.6; Simmons (Hay) 10.8; Mayes (BS) 11.0; James (Hay) 11.1; Rourke (UCD) 11.6. 200 - Simmons (Hay) 21.9; Oravilo (Hay) 22.2; Reid (BS) 22.3; James (Hay) 22.6; Mayes (BS) 23.2; Jordan 23.4. 400 - Jordan (UCD) 49.5; Gomes (Hay) 50.7; Barclay (BS) 50.9; Sutton (BS) 51.1; Brown (Hay) 51.1; Wickliff (Hay) 51.6. 800 - Arnerich (Hay) 1:54.2; Nolte (Hay) 1:54.4; Pratt (UCD) 1:55.1; Mitchell (BS) 1:56.6; Seoney (UCD) 1:56.9; Orsvis (UCD) 1:57.7. 1500 - Collier (BS) 3:57.5; Esparza (BS) 4:00.0; Rohloff (UCD) 4:01.0; Martinez (UCD) 4:02.4; Ketter (Hay) 4:02.6; Ellis (UCD) 4:02.8. 3000 SC - Knapp (BS) 9:45.4; Hogland (UCD) 9:47.2; Moss (Hay) 9:57.6; Everest (UCD) 9:58.1; Muehner (BS) 10:07.0. 5000 - Tappan (BS) 14:49.8; Lorenson (BS) 14:55.7; Martinez (UCD) 15:10.5; Hogland (UCD) 15:17.9; Clark (UCD) 15:20.9; Everest (UCD) 16:04. 10,000 - Emery (UCD) 31:03.6; van Dine (BS) 31:05.0; Leeper (UCD) 32:16.2; Romiguere (Hay) 36:50.6. 110 HH - Koko (Hay), 14.9; Campbell (UCD) 14.9; Chatterton (BS) 15.2; Masson (BS) 15.2; Kirkpatrick (Hay) 15.3; Andrews (Hay) 15.6. 400 IH - Masson (BS) 53.4; Kirkpatrick (Hay) 54.4; Giblin (UCD) 55.4; Koko (Hay) 55.5; Chatterton (BS) 55.6; Anziotti (Hay) 57.0. 400 relay - Hayward (Simmons, Clark, LeGrande, Corker) 41.3; Boise State 42.4; Hayward B 43.3; U.C. Davis 43.5. 1600 relay - Hayward (Koko, Nolte, James, Kirkpatrick) 3:19.2; 3:19.2; Boise State 3:22.7; U.C. Davis 3:27.7; Hayward B 3:29.8. PV - Olsen (Hay) 16-0; Nelson (Hay) 15-6; Collier (BS) 15-0; Wilson (BS) 14-0. HJ - Haber (Hay) 7-0; Wiley (Hay) 6-6; Picarella (UCD) 6-6; Slaten (BS) 6-6; Arcidiacono (Hay) 6-4; Harris (BS) 6-4. LJ - LeGrande (Hay) 22-8; Wamble (Hay) 22-0; Gomes (Hay) 20-9 1/4; Wasson (UCD) 20-4 1/2; Rourke (UCD) 19-11 1/2; Slaten (BS) 19-11. TJ - LeGrande (Hay) 50-1 1/4; Wamble (Hay) 47-6 1/2; Wasson (UCD) 46-9; Hawkins (BS) 46-1; Taylor (UCD) 45-9; Slaten (BS) 44-2. Shot put - Gorrell (BS) 50-4; Parish (UCD) 46-5; Strickland (BS) 45-2 1/2; Wilson (UCD) 44-10 1/2; Griffin (UCD) 42-10. Discus - Abbott (UCD) 154-5; Perich (UCD) 153-2; Borrell (BS) 151-8; Brodine (BS) 146-9; Wilson (UCD) 131-11; Mielke (Hay) 127-7. Javelin - Schwall (UCD) 203-5; Prynjak (Hay) 200-3; Versino (Hay) 185-11; Richards (UCD) 170-0; Tedesco (Hay) 168-1; Gall (Hay) 165-4. Hammer - Sawyer (Hay) 192-0 (new school record, old mark 191-10 by Don Dyer); Lee (Hay) 156-3; Wilson (UCD) 120-0. /James Day/

March 19, 15 Mile San Onofre Run.

Table with 3 columns: Top Ten, Unit, Times. Lists names of runners and their respective units and times.

Table with 3 columns: Top Three, 35-39, Unit, Times. Lists names of runners and their respective units and times.

LIONS INVITATIONAL

Boys Varsity
440 REL - 1. Riverdale 45.4; 2. Strathmore 46.4; 3. Taft 47.5.
2 MILE - 1. Haro, W. 10:14.5; 2. Gonzales, St. 10:18.6; 3. Masiel, L. 10:32.0.

Girls
440 REL - 1. Taft 52.9; 2. Strathmore 53.5; 3. Orosi 55.7.
2 MILE - 1. Towery, Sh. 13:41.6; 2. Gonzales, St. 14:05.5; 3. Flores, Lind. 14:26.2.

March 19. Los Angeles. 1977 Los Angeles Marathon
Open Division
1) Ken Moffitt 2:29:38
2) Carlos Alfaro 2:33:21
3) Stewart Boden 2:36:55

March 19. Sacramento. Buffalo Stampede (10 mile)
1) Brian Maxwell (Nike TC) 50:18
2) Jim Nuccio (WVTC) 50:18
3) Dave Boyet (Aggie RC) 51:48

1) Joe Delgado 1:41:57
2) Bert Woodruff (FJ) 1:45:53
3) Will Mathews 1:49:21
4) John Whetstone 1:50:43

March 20. Sacramento. PA-AAU 50 Kilo
1) Howard Labrie (6 Rivers) 3:10:20
2) Roger Bryan (TRAC) 41 3:14:03
3) Darryl Beardall (MH) 40 3:19:19

March 20. Dusseldorf, West Germany. World Cross Country Championships
Men (12,300m course)
1) Leon Schots (Belgium) 37:43.0
2) Carlos Lopes (Portugal) 37:48.2

March 19. Sacramento. Buffalo Stampede (10 mile)
1) Judy Milkie 3:02:34
2) Susan Peterson 3:12:21
3) Kathy Martin 3:16:46

March 20. Sacramento. PA-AAU 50 Kilo
1) Howard Labrie (6 Rivers) 3:10:20
2) Roger Bryan (TRAC) 41 3:14:03
3) Darryl Beardall (MH) 40 3:19:19

March 20. Dusseldorf, West Germany. World Cross Country Championships
Men (12,300m course)
1) Leon Schots (Belgium) 37:43.0
2) Carlos Lopes (Portugal) 37:48.2

March 19. Sacramento. Buffalo Stampede (10 mile)
1) Judy Milkie 3:02:34
2) Susan Peterson 3:12:21
3) Kathy Martin 3:16:46

March 20. Sacramento. PA-AAU 50 Kilo
1) Howard Labrie (6 Rivers) 3:10:20
2) Roger Bryan (TRAC) 41 3:14:03
3) Darryl Beardall (MH) 40 3:19:19

March 20. Dusseldorf, West Germany. World Cross Country Championships
Men (12,300m course)
1) Leon Schots (Belgium) 37:43.0
2) Carlos Lopes (Portugal) 37:48.2

23) Rudy Drossendorfer (Aggie) 55:50
24) Jim O'Neil (Olympic) 55:55
25) John Kleinbach (Excel) 56:00
26) Joseph G. Day (Shrvprt) 56:04

March 20. Sacramento. PA-AAU 50 Kilo
1) Howard Labrie (6 Rivers) 3:10:20
2) Roger Bryan (TRAC) 41 3:14:03
3) Darryl Beardall (MH) 40 3:19:19

March 20. Dusseldorf, West Germany. World Cross Country Championships
Men (12,300m course)
1) Leon Schots (Belgium) 37:43.0
2) Carlos Lopes (Portugal) 37:48.2

March 19. Sacramento. Buffalo Stampede (10 mile)
1) Judy Milkie 3:02:34
2) Susan Peterson 3:12:21
3) Kathy Martin 3:16:46

March 20. Sacramento. PA-AAU 50 Kilo
1) Howard Labrie (6 Rivers) 3:10:20
2) Roger Bryan (TRAC) 41 3:14:03
3) Darryl Beardall (MH) 40 3:19:19

March 20. Dusseldorf, West Germany. World Cross Country Championships
Men (12,300m course)
1) Leon Schots (Belgium) 37:43.0
2) Carlos Lopes (Portugal) 37:48.2

March 19. Sacramento. Buffalo Stampede (10 mile)
1) Judy Milkie 3:02:34
2) Susan Peterson 3:12:21
3) Kathy Martin 3:16:46

March 20. Sacramento. PA-AAU 50 Kilo
1) Howard Labrie (6 Rivers) 3:10:20
2) Roger Bryan (TRAC) 41 3:14:03
3) Darryl Beardall (MH) 40 3:19:19

March 20. Dusseldorf, West Germany. World Cross Country Championships
Men (12,300m course)
1) Leon Schots (Belgium) 37:43.0
2) Carlos Lopes (Portugal) 37:48.2

Top Ten
1. Juan A. Garza
2. Frank Bozanich
3. Thomas McKewon
4. Michael Nichols
5. Terry Snyder
6. Brad Benam
7. Paul O'Toole
8. Ward Scott
9. Tom Scanlon
10. Ronald Johnson

Top Three, 35-39
1. David Pound
2. William McIntyre
3. Richard Barnes

Top Three, 40 and over
1. Marshall Haraden
2. John Lafferty
3. Donald Visnick

Top Three Women
1. Nancy McIntyre
2. Terry Ancellotti
3. Debby Warner

Unit
Base Special Services, CamPen 1:20:13
2nd RT Bn., RTR 1:21:11
Base Special Services, CamPen 1:22:01
USS England 1:27:54
H&S Bn., MCRD 1:29:06
Base Special Services, CamPen 1:29:20
3rd Bn., RTR 1:29:33
Maint. Bn., 1st FSSG 1:30:15
NRMC, Balboa 1:31:24
7th Marines 1:32:36

Unit
DI School, MCRD 1:33:57
El Toro 1:35:29
WT Bn., MCRD 1:43:10

Unit
BTU, 12-8 1:36:09
Retired Navy 1:36:16
NFTC, Coronado 1:44:35

Times
2:01:39
2:03:39
2:08:15

/Juan Garza/

99) Tom Wysocki (USA) 41:01.6
104) Anthony Sandoval (USA) 40:05.0
106) Jon Anderson (USA) 40:11.0
111) Ricardo Rojas (USA) 41:16.0
112) Steve Planigan (USA) 40:17.0
151) Vince Engel (USA) 41:31.0

Team Standings:
USSR 15, USA 48, New Zealand 76, Poland 101, Great Britain 118, West Germany 126, Spain 128, Finland 136, Canada 139, Italy 162.

Women (5,100 Meter Course)
1) Carmen Valero Omedas (Spn) 17:26.0
2) Lyudmila Bragina (USSR) 17:28.0
3) Giana Romanova (USSR) 17:35.0

Team Standings:
USA 36, Spain 40, Canada 67, Great Britain 80, Belgium 91, Finland 98, Scotland 136, Italy 137, West Germany 142, Wales 147.

Junior Men (7,500 meter course)
1) Thom Hunt (USA) 23:15.0
2) Santiago Llorente (Spain) 23:28.0
3) Ari Paunonen (Finland) 23:39.0
4) Pierre Deize (Switzerland) 23:43.0
5) Mark Spilsbury (USA) 23:44.0
6) N. Lees (Gt Britain) 23:48.0
7) Peter Butler (Canada) 23:49.0
8) Nat Muir (Scotland) 23:55.0
9) Jose M. Abascal (Spain) 23:56.0
10) Tommy Ekblom (Finland) 23:57.0

Team Standings:
USA 36, Spain 40, Canada 67, Great Britain 80, Belgium 91, Finland 98, Scotland 136, Italy 137, West Germany 142, Wales 147.

Team Standings:
USA 36, Spain 40, Canada 67, Great Britain 80, Belgium 91, Finland 98, Scotland 136, Italy 137, West Germany 142, Wales 147.

/Pete Cava/

/Ron Blackwood/

March 19, Women's Meet at CSU Hayward.

Team Scoring: UCLA 180, Cal State Hayward 87, California 74, Oregon State 58, Chico State 48, U.C. Davis 44, Humboldt State 18, Sacramento State 15.
All events yards except hurdles
100—Ashford (UCLA) 11.1; Nickson (Hay) 11.2; Winlock (Hay) 11.6.

/James Day/

March 23, Oregon State, SF State @ CSU Hayward.

100 — Jordan (OSU) 10.5; Clark (Hay) 10.6; Simmons (Hay) 10.6; Hall (OSU) 10.7.
200 — Jordan (OSU) 21.4; Hall (OSU) 21.9; Simmons (Hay) 22.0; Oravillo (Hay) 22.3.
400 — Barnes (OSU) 48.0; Fields (OSU) 48.4; McLaurin (SFS) 49.3; James (Hay) 49.6.

March 20, East Bakersfield Inv

VARSITY
480 HHSR—GHS, 1:02.5; Lemoore, 1:06.4; Lompoc, 1:06.9.
2-mile relay—BHS, 8:08.4; Lemoore, 8:19.9; West, 8:27.0.
330 IGTR—BHS, 40.25 (meet record, old record 40.65 by West, 1975); Lompoc, 42.9; tie West and Delano, 43.0.
LJ—West, 20-11; Lemoore, 20-6; BHS, 20-12.
2-mile team race—Shaffer, 9:42.2 (meet record, old record 9:43.0 by Shaffer, 1976); Highland, 10:05.0; North, 10:10.8.
Discus—Delano, 125-3; South, 133-0; Highland, 130-0.
SP—South, 46-11; Lompoc, 46-9; West, 46-4.
PV—BHS, 13-8; Lemoore, 12-4; Highland 12-2.
440 relay—Lemoore, 43.7; Delano, 44.2; Foothill, 44.7.
800 relay—Lemoore, 1:32.8; Delano, 1:32.3; Foothill, 1:32.7.
4-mile relay—Shaffer, 18:26.9 (meet record, old record 18:30.8 by East, 1969); Lompoc, 18:45.4; BHS, 18:55.1.
HJ—Lemoore, 5-10 1/2; West, 5-10; Shaffer, 5-8 1/2.
1-mile relay—BHS, 3:25.7; Foothill, 3:29.8; Highland, 3:30.4.
TJ—Lemoore, 43-8 1/2; West, 41-2 3/4; Delano, 41-2 1/2.
Team scores: Lemoore 77, Bakersfield 62 1/2, West 47, Foothill 35 1/2, Delano 33 1/2, Shaffer 27 1/2, Lompoc 24, South 21 1/2, Highland 19 1/2, North 12.

GIRLS
330 LHSR—BHS, 48.6; South, 49.5; Lemoore, 51.2.
1 1/2-mile relay—BHS, 7:28.8 (meet record, old record 7:47.5 by BHS, 1976); West, 7:35.9; South, 8:00.0.
SP—Delano, 33-4; BHS, 32-3; South, 30-11.
HJ—North, 5-11 1/2 (meet record, old record 5-1 by Lemoore, 1975); Foothill, 4-11; Lemoore, 4-10 1/2.
440 relay—BHS, 49.5; South, 49.7; Lemoore, 51.3.
800 medley relay—North, 1:50.4 (meet record, old record 1:51.2 by Foothill, 1976); BHS, 1:43.6; South, 1:53.9.
LJ—Lemoore, 16-1; BHS, 15-9; North, 15-8 1/2.
Discus—BHS, 106-2 1/4; Delano, 97 1/4; North, 90-3 1/4.
1-mile relay—North, 4:09.1; South, 4:13.2; Foothill, 4:21.3.
Team scores: Bakersfield 60, North 47 1/2, South 33 1/2, Lemoore 31 1/2, Delano 15, Foothill 13 1/2, West 13, Highland 3, Garces 1.

VARSITY
3-mile—Shaffer (Carrillo, Burns, White), Quartz Hill, Corcoran; 13:34.1 (meet record, old record 13:39.0 by Shaffer, 1976).
Discus—Tulare West (Jacoby, Nelson, Hernandez), Monache, Lemoore; 403-3.
330 LH—Rodriguez (TW), Brown (QH), Loflin (Mon.); 39.2.
TJ—Tulare West (Brown, Meadows, Torrance), Monache, Lemoore; 130-6 1/2.
210 SH hurdles—Quartz Hill (Brown, Wells, Nipper), Tulare West, Lemoore; 29-0.
100—Smith (Wasco), Billingsley (Lem.), Bradford (Lem.); 10-1.
1 1/2 mile—Shaffer (Carrillo, Burns, White), Quartz Hill, Wasco; 6:07.6.
PV—Lemoore (Brown, Evans, Sula), Quartz Hill, Lemoore No. 2; 36-6.
330—Lemoore (Bradford, Gaffney, Billingsley), Quartz Hill, Paso Robles; 32-6.
SP—Taft (Foster, Wilson, Twitty), San Luis, Lemoore; 141-7.
LJ—Monache (Booker, Loflin, Goodson), Lemoore, Tulare West; 58-7.
1,320—Monache (Goodson, Hopson, Booker), Wasco, Lemoore; 2:38-1.
HJ—San Luis (McCune, Jones, McCracken), Tulare West, Shaffer; 18-0.
Team scores: Lemoore 92, Quartz Hill 58, Tulare Western 57, Monache 47, San Luis Obispo 37 1/2, Wasco 35, Shaffer 26, Taft 22, Corcoran 11 1/2, Porterville 7, Paso Robles 6, Reedley 4.

/Ron Blackwood/

March 25, UCSB Invitational.

Teams: UC Santa Barbara, Westmont, Fresno State, Los Angeles State, Occidental, Redlands

March 26, Wasco Relays.

VARSITY
3-mile—Shaffer (Carrillo, Burns, White), Quartz Hill, Corcoran; 13:34.1 (meet record, old record 13:39.0 by Shaffer, 1976).
Discus—Tulare West (Jacoby, Nelson, Hernandez), Monache, Lemoore; 403-3.
330 LH—Rodriguez (TW), Brown (QH), Loflin (Mon.); 39.2.
TJ—Tulare West (Brown, Meadows, Torrance), Monache, Lemoore; 130-6 1/2.
210 SH hurdles—Quartz Hill (Brown, Wells, Nipper), Tulare West, Lemoore; 29-0.
100—Smith (Wasco), Billingsley (Lem.), Bradford (Lem.); 10-1.
1 1/2 mile—Shaffer (Carrillo, Burns, White), Quartz Hill, Wasco; 6:07.6.
PV—Lemoore (Brown, Evans, Sula), Quartz Hill, Lemoore No. 2; 36-6.
330—Lemoore (Bradford, Gaffney, Billingsley), Quartz Hill, Paso Robles; 32-6.
SP—Taft (Foster, Wilson, Twitty), San Luis, Lemoore; 141-7.
LJ—Monache (Booker, Loflin, Goodson), Lemoore, Tulare West; 58-7.
1,320—Monache (Goodson, Hopson, Booker), Wasco, Lemoore; 2:38-1.
HJ—San Luis (McCune, Jones, McCracken), Tulare West, Shaffer; 18-0.
Team scores: Lemoore 92, Quartz Hill 58, Tulare Western 57, Monache 47, San Luis Obispo 37 1/2, Wasco 35, Shaffer 26, Taft 22, Corcoran 11 1/2, Porterville 7, Paso Robles 6, Reedley 4.

GIRLS
3-mile — Quartz Hill (Reese, Daugherty, Wells), Shaffer, Tulare West; 17:24.1.
SP—Taft (Scott, Henderson, Burks), Quartz Hill, Tulare West; 99-11.
Discus—Lemoore (Torres, Wede, Waldrop), Taft, Lemoore; 262-8 1/2.
100—Gaffney (Lem.), Roberts (Wasco), Tillman (Wasco); 11.5.
1 1/2 mile—Laguna Jr. High (Ronney, Barrows, Webb), Quartz Hill, Tulare West; 7:42.9.
LJ—Lemoore (Westwood, Hall, Gaffney), Taft, Tulare West; 48-4 1/2.
HJ—Lemoore (Feese, Fraley, Brown), Taft, Quartz Hill; 13-11.
330—West (T. Tappin, S. Tappin, Roberts), Lemoore, Wasco No. 2; 38.0.
1,320—Lemoore (Westwood, Meyers, Partridge), Laguna Jr. High, Wasco; 3:10.2.
Team scores: Lemoore 74, Wasco 44, Taft 42, Quartz Hill 34, Tulare Western 31 1/2, Laguna Jr. High 18, Shaffer 13, Paso Robles 7 1/2, Porterville 7, Monache 4, San Luis Obispo 3, Atascadero 1.

/Mike Miles/

March 26, Redlands Redlands Invitational @ Redlands

March 26, Redlands Redlands Invitational @ Redlands

1500:
1) John Armstrong (PP) 3:51.8
2) Rich Nance (PL) 3:53.5
3) Tam Kuang-Chia (UR) 3:57.1
5000:
1) Maikie Garcia (UCR) 14:50.8
2) Jerry Harnett (PP) 14:54.7
3) John Coots (PL) 15:02.8
3000 Steeplechase:
1) Ted Van Arsdale (PL) 9:28.0
2) Mike Mueller (UCR) 9:40.4
3) Rudi Munoz (UNR) 9:45.0
110H:
1) Paul White (CSLB) 14.1
2) T. G. Parker (USAP) 14.2
3) Jeff Kennedy (CL) 14.8
400H:
1) Mark Webster (USAP) 53.1
2) Phil Bouchetour (CSLA) 54.3
3) Brian DeRoos (UR) 55.3
440 Yd Relay:
1) UC Riverside 42.3
2) CS Bakersfield 42.4
3) UN Reno 42.5
1 Mile Relay:
1) USAP 3:15.7
2) CS Bakersfield 3:20.4
3) CS Los Angeles 3:22.8
Two Mile Relay:
1) Pomona-Pitzer 7:54.6
2) US Air Force 7:57.8
3) Point Loma 7:59.8
HJ:
1) Gregg Oliver (UNLV) 6-10
2) Steve LaRusch (CSLB) 6-10
3) Larry Flynn (UCR) 6-9
LJ:
1) John Turek (CSLA) 23-4 3/4
2) Newman Osobor (PL) 23-1 1/2
3) Frank Christensen (Mont) 22-9 3/4
TJ:
1) Steve Smith (CP-P) 46-4 1/2
2) Dan Luna (CSLA) 45-10 1/2
3) Andre Jackson (CSB) 46-10 1/2
PV:
1) Steve Lawry (CSLB) 15-0
2) Keith Adams (CSLA) 15-0
3) Jeff Ferguson (CSLA) 14-6
SP:
1) Carr (CP-P) 54-4 1/2
2) Marcus Gordien (CP-P) 53-4 1/2
3) Don Baxter (CSLA) 52-1 1/2
DT:
1) Robert Axelsson (PL) 157-9
2) Kal Knab (CSLA) 145-1
3) Mike Estrada (USIU) 140-9
JT:
1) Mikalsson (UCR) 227-9
2) Dave Eppley (USAP) 223-1
3) Don Myles (CL) 211-4
HT:
1) Kenny Edwins (CL) 142-7
2) John Hartman (CSB) 134-0
3) Greg Harper (UR) 126-6
/Vince Reel/

March 25, Olson Invitational @Coalinga.

Boys
100 — 1. Art Bradford, Lemoore, 10.1; 2. Gene Billingsley, Lem, 10.2; 3. John Rayford, Avenal, 10.23.
1 Mile — 1. Tom Van Matre, Coalinga, 4:34.5; 2. Mike Fowler, Lem, 4:42.24; 3. Nate Dowers, Lem, 4:48.87.
400 — 1. Willie Johnson, Riverdale, 53.5; 2. Dave Meeks, Lem, 53.92; 3. Dave Jones, Lem, 54.95.
220 — 1. Gene Billingsley, Lem, 22.9; 2. Art Bradford, Lem, 23.14; 3. John Rayford, Av, 23.66.
330 LH — 1. Dave Barnett, Lem, 41.6; 2. Doug Luis, Lem, 42.38; 3. Danny Razcon, Firebaugh, 42.82.
120 HH — 1. Fred Perryman, Lem, 16.0; 2. Doug Luis, Lem, 16.5; 3. Margarito Guzman, Tranquility, 16.57.
880 — 1. Dave Meeks, Lem, 2:07.67; 2. Robert Hernandez, Av, 2:09.26; 3. Dave Barnett, Lem, 22.9; 2. Art Bradford, Lem, 23.14; 3. John Rayford, Av, 23.66.
440 relay — 1. Lemoore (Art Bradford, David Barnett, David Jones, Gene Billingsley) 44.7; 2. Riverdale 45.4; 3. Coalinga 46.27.

March 26: Long Beach, Mike/Long Beach Grand Prix 10,000m Road Run
1) John Gregorio (ColoTC) 27:13
2) Don Kardong (Club NW) 27:22
3) Ric Rojas (Colo TC) 27:45
4) Dave Babaracki (SPVTC) 28:33
5) Mike Ruffato (Colo TC) 28:49
6) Brian Maxwell (Canada) 28:49
7) Ron Wayne (Nike TC) 29:12
8) Mark Covert (Maccabi TC) 29:26
9) Steve McCauley (SPVTC) 29:33
10) Mike Burke (Boston AA) 29:42
11) Frederico Buitron (USMC) 29:48
12) Ron Kurrle (SPVTC) 29:57
13) Simon Langer (SMTTC) 30:11
14) Juan Garza (USMC) 30:26
15) Dave Prichel (SPVTC) 30:38
16) Al Siddons (Macc TC) 30:43
17) Frank Bosanich (USMC) 31:07
18) Bob Benham (MaccabiTC) 31:26
19) John Rudberg (STC) 32:51
20) Tom Sturak (So Cal Str) 33:07
21) John Emerson (un) 33:15
22) Miki Gorman (SPVTC) 33:19
23) Vickie Cook (RRR) 33:26
24) Tom Fitzpatrick (Macc TC) 33:53
25) Gaylord Kalschmidt (SPVTC) 35:29
26) Judy Ikenberry (RRR) 36:50
27) Tina Moran (SPVTC) 37:16

March 26, Fresno, Muscular Dystrophy 4 Mile Run:

1) Dave Corda 19:36
2) Michael Lennemann 20:32
3) Craig Elia 20:33
4) Art Meyer 20:39
5) Keith Jeffers 21:19
6) Dave Bronsan 21:25
7) Jim Hartig 21:32
8) Greg Gawlik 21:33
9) Elmer McPhail 21:48
10) Len Thornton 21:57
11) Mike Alfaro 22:02
12) Greg Lyon 22:13
13) Michael McLain 22:21
14) Rick Jensen 22:28
15) Frank Delgado 22:34
16) Robert Lindsey 22:38
17) Genaro Salazar 22:45
18) Ricky Hernandez 22:50
19) Rich Peterson 22:54
20) Ron Hall 23:07
21) Larry Martin 23:08
22) Dean Espitallier 23:13
23) Tom Bowen 23:18
24) Mark Pagundes 23:35
25) Jeff Clarkson 24:01
/JoEllen Howard/

March 27, San Francisco, Lake Merced Masters Race (5 Mile):

1) Kent Guthre (40) 26:49
2) Jerry Lewis (41) 27:00
3) Ralph Bowles (40) 27:15
4) Jim O'Neil (51) 27:18
5) Ulrich Kaempff (46) 28:09
6) Ken Napier (44) 28:17
7) Don MacDonald (41) 28:26
8) Pat Cunneen (43) 29:02
9) Norm McAffee (44) 29:08
10) Jack Jami (43) 29:18
11) Bob Cushman (46) 29:21
12) Paul Weggeman (42) 29:28
13) Bull Eugler (41) 29:35
14) Carl Martin (50) 29:49
15) James W. Jacobs (43) 29:53
16) Don Carpenter (49) 29:55
17) Mike Stafford (41) 30:00
18) Mike Murphy (45) 30:07
19) Tim Treanor (43) 30:15
20) Mike Korba (40) 30:20
21) Jim Nicholson (46) 30:21
22) Don Huff (40) 30:22
23) Stu Ruth (40) 30:30
24) Bryan Holmes (42) 30:32
25) R. P. Mueller (51) 30:34
26) Ed Preston (60) 30:35
27) Phil Paulson (50) 30:36

- 400-1, Gary Barnes, OSU, 48.0. 2, Andrew Fields, OSU, 48.4. 3, Ron Brown, Cal, 48.4.
 100-1, Jerry Jordan, OSU, 10.4 (wind aided). 2, Keith Taylor, Cal, 10.4. 3, Holden Smith, Cal, 10.4.
 Pole vault-1, Ryan Paton, Cal, 15-6. 2, Tori Lewis, Cal, 15-6.
 3, Larry Hintz, Cal, 15-6.
 800-1, Jake Groth, OSU, 2:01.1. 2, Rod Lewis, Cal, 1:53.0.
 3, Dan Berry, Cal, 1:53.3.
 Javelin-1, Bill Hibner, Cal, 215-1. 2, Tori Lewis, Cal, 208-4.
 3, Jerry Grant, OSU, 206-4.
 400 IH-1, Gary Susac, OSU, 53.0. 2, Mark Uribe, Cal, 53.7.
 3, Bow Seltzer, OSU, 54.8.
 200-1, Jerry Jordan, OSU, 21.2. 2, Holden Smith, Cal, 21.4.
 3, Keith Taylor, Cal, 21.4.
 Triple jump-1, Steve Jim, OSU, 50-7½. 2, John Okoro, OSU, 50-3½. 3, Mark Thorp, Cal, 50-3.
 High jump-1, John Lane, OSU, 6-10. 2, Glen Stone, OSU, 6-8.
 3, Phil McNab, OSU, 6-0.
 Two-mile-1, Brad Duffey, Cal, 8:58.2. 2, Gary Blume, Cal, 9:02.4. 3, Damon Wood, Cal, 9:19.8.
 Mile relay-1, Cal (R. Lewis, Marcheschi, Walker, Brown), 3:18.5. 2, OSU, no finish.
 Final score-1, California, 93. 2, OSU, 61.

/James Day/

March 26. Morro Bay. 4th Annual Morro Bay State Park Road Run, 5 Mile:

- 1) Anthony Reynoso (CalPoly) 23:50
 2) Eddy Cadenz (SLDC) 23:50
 3) Jim Warrick (CalPoly) 24:13
 4) Fred Carnahan (FPTC) 24:16
 5) Bryan Tracy (CalPoly) 24:19
 6) Joe Dabill (SCH) 25:32
 7) Marty Higginbotham (Winds) 25:35
 8) Luis Arreola (SLDC) 25:46
 9) John Capriotti (CalPoly) 25:56
 10) John Beaton (SLDC) 26:18
 11) Bob Naninga (WVTC) 26:18
 12) John Rupp (STC) 26:23
 13) Joe Lozano (CalPoly) 26:37
 14) Ron Holloway (CalPoly) 26:42
 15) Joe Burgasser (STC) 26:47
 16) Robert Ridley (CCAC) 26:56
 17) Mike Raynes (CalPoly) 27:27
 18) Richard Welch (SLDC) 27:49
 19) Jon Healey (LVDC) 27:52
 20) Frank Hutchinson (CalPoly) 28:05
 21) Walter Thompson (SLDC) 28:14
 22) Bruce Greenway (VTC) 28:21
 23) Greg Baxter (AHS) 28:25
 24) Jim Casper (SLDC) 28:36
 26) Norm Pillsbury (SLDC) 29:00
 27) Unidentified 29:04
 28) Jeff Funk (CalPoly) 29:26
 29) John Perkins (LVDC) 29:27
 30) Unidentified 29:42

/Stan Rosenfield/

March 27. Oakland. 1980 Women's Season Opener at Laney College

- 5000m Walk:
 1) C. Sakelarios (RCF) 26:59.0
 2) S. McPherson (WV) 27:00.0
 3) L. Spencer (CY) 28:40.0
 400m Hurdles:
 1) A. Souza (WS) 64.00
 2) C. Snyder (CN) 64.00
 3) S. Duncan (CSUC) 67.04

- 880 Relay (youth):
 1) Cupertino Yearlings 1:49.4
 2) 1980 TC 1:50.5
 3) Orinda "A" 1:50.7

- Mile Relay (Women):
 1) San Jose Cindergals 4:09.6
 2) Club North 4:11.4
 3) Orinda TC 4:15.6

- Shot Put:
 1) L. Cannon (MLTC) 12.31
 2) K. Hilton (BETC) 10.00
 3) Blankenship (CS) 9.39

- Javelin:
 1) L. Cannon (MLTC) 56.16
 2) L. Brandt (CS) 42.26
 3) Adams (CS) 34.52

- High Jump:
 1) L. Birkel (ATC) 1.55
 2) A. Phifer (CY) 1.55
 3) W. Craig (CY) 1.55

- Long Jump:
 1) A. Phifer (CY) 5.4
 2) Schweickardt (SJC) 5.25
 3) Mahoney (MPTC) 5.24

- Discus:
 1) Langford (MLTC) 51.22
 2) K. Hilton (BETC) 36.06
 3) K. York (un) 32.00

- 12-13 Pentathlon:
 1) S. Sanders (1980 TC) 3120
 2) L. Simmons (STS) 2441
 3) M. Rose (STS) 2392

- Women's Pentathlon:
 1) D. Cornell (SV) 3808
 2) G. Hurley (MLTC) 3055
 3) K. McQuillan (CS) 2933

/Ellis Jones/

March 27. Kentfield. Northern California Seniors Track Club Meet at the College of Marin

- Masters Women
 100 Yd (40-49):
 1) Almeta Parish (NCSTC) 12.3
 100 Yd (50-59):
 1) Shirley Dietderich (NCSTC) 15.6
 2) Josephine Kelda (NCSTC) 16.1
 220 Yd (40-49):
 1) Irene Obera (NCSTC) 29.4
 2) Almeta Parish (NCSTC) 30.3
 3) Sally Frederickson (NCSTC) 33.0
 220 Yd (50-59):
 1) Shirley Dietderich (NCSTC) 39.0
 440 Yd (40-49):
 1) Irene Obera (NCSTC) 67.5
 2) Almeta Parish (NCSTC) 68.3
 /Katharine Brieger/

March 27, Meet of Champions @ UC Irvine.

- 100 METERS—1. Frierson (Cal Poly Pomona), 10.4w; 2. Kemp (Maccabi TC), 10.4; 3. Simmons (USC), 10.4; 4. Greybehl (USC), 10.5.
 200—1. Frierson (CP Pomona), 21.2w; 2. Vernon Furgerson (West Coast Jets), 21.5; 3. Vernell Furgerson (WC Jets), 22.0; 4. Brownstein (unat), 22.4.

- Paananen (USC), 222-9; 4. Carpenter (Athletes in Action), 215-11.
 HAMMER—1. Farmer (Maccabi TC), 216-7; 2. Galle (Maccabi TC), 191-2; 3. Arcaro (Maccabi TC), 191-2; 4. Schrader (UCI), 169-2.
 POLE VAULT—1. Pullard (Maccabi TC), 17-0; 2. Brown (El Camino), 16-6; 3. Hardison (Athletes in Action), 16-6; 4. DiStanislao (USC), 16-0.
 DECATHLON (final standings)—1. Bardales (UCI), 7,592; 2. Harvey (U.S. Air Force), 7,468; 3. Waters (unat), 7,200; 4. McGeagh (unat), 6,854.

/Vern Gambetta/

March 26, Santa Barbara Relays.

- Boys Varsity
 120 High Hurdles (Heat 1)—Sawyer (Lompoc) 15.4, Barmer (Cabrillo) 15.9, Stephens (Arcadia) 16.7. (Heat 2)—Anderson (Lompoc) 15.1, Harrison (Dos Pueblos) 15.3, Hendy (Crescenta Valley) 15.6. (Heat 3)—Conway (Santa Barbara) 15.8, Yakel (Camarillo) 15.4, Locher (San Marcos) 15.6n New event.
 Distance Medley—Notre Dame (Shirley, Pecina, Macauley, Shirley) 10:29.8, Dos Pueblos 10:32.8, Santa Barbara 10:37, Lakewood 10:43.8, LB Wilson 10:50.2.
 Triple Jump—Quigley (Santa Barbara) 43-7¼, Vilaubi (El Rancho) 43.7, Jones (Lompoc) 42-3¼, Moore (Arcadia) 42-2¼, Farrall (Arcadia) 41-1¼.
 Long Jump—Vilaubi (El Rancho) 22¼, Conway (Santa Barbara) 21-10¼, Langley (Cabrillo) 21-3¼, Ertel (Arcadia) 21-2, Fiacco (Camarillo) 21-1.
 Pole Vault—Foss (Santa Ynez) 15-3, Snyder (Cabrillo) 14-6, Hill (LB Wilson) 14-0, Rosecrance (Santa Barbara) tied Cox (LB Wilson) 13-6.
 440 Relay—Rolling Hills (Mayen, Jolpicelli, Anderson, Bush) 43.5, Cabrillo 43.5, LB Wilson 43.9, Crescenta Valley 44.4, Arcadia 44.6.

- High Jump—Bell (Crescenta Valley) 6-4, Vilaubi (El Rancho) 6-4, Spainhour (San Marcos) 6-4, Jones (Lompoc) 6-4, Adams (St. Joseph) 6-2.

- Discus—Thomson (Santa Ynez) 181-1 New Meet Record, Orr (Canyon) 153-10, Arellano (Santa Ynez) 145-5 White (Dos Pueblos) 138-11, Rosecrance (Santa Barbara) 132-2, Old Record: Fuller (Hart) 172-10, 1975.
 100—Truvillion (Santa Maria) 10.1, Mayem (Rolling Hills) 10.3, Johnson (San Marcos) 10.3, Doig (Cabrillo) 10.3.
 Sprint Medley—Cabrillo (Doig, Brown, Ingram, Tapia) 3:33 New Meet Record, Notre Dame 3:36.1, San Marcos tied Dos Pueblos 3:38.9, Rolling Hills, Santa Ynez, Old Record: San Marcos 3:33.5, 1975.
 Sprint Medley (Heat 2)—Canyon (Orr, Boilean, Stearns, Coyle) 3:43.1, El Rancho 3:46.1, Covina 3:51, Santa Maria 3:44.6, Righetti 3:58.

- Shot Put—McKenzie (San Marcos) 55-11, Walker (Lompoc) 54-6½, Mirch (Crescenta Valley) 55-10¼, Nelson (Crescenta Valley) 51-3½, Rivera (Righetti) 49-4.
 Two-Mile—Heithmon (Canyon) 9:23.5, Morales (Camarillo) 9:24.6, B. Shirley (Notre Dame) 9:26.5, Coffman (Dos Pueblos) 9:34.6, P. Shirley (Notre Dame) 9:39.6.

4. Rolling Hills 49, San Marcos 17, Santa Ana Valley 26, Santa Barbara 42, Santa Ynez 27, La Colina Junior High 4, Oxnard 2, Crescenta Valley 3.

- Junior College
 Distance Medley—LA Valley (Bassman, Burkin, Messer, Silva) 17, San Mateo 10:27, Glendale 10:33, Pierce 10:37.8, Canyons 10:40.8.
 Shot Put—Stuart (DeAnza) 51.1, Robinson (Chabot) no measurement listed, Gough (DeAnza) 50-1¼, Foss (DeAnza) 49-8, Tiferails (San Mateo) 6.
 Long Jump—McRae (Chabot) 53, Briff (Ventura) 23-3¼, Spencer (Lompoc) 23-2¼, Peterson (San Mateo) 22-1½, Bisciglia (Pierce) 21-7½.

- Shuffle Hurdles—Chabot (Veatch, Jackson, Martin, McRae) 1:00.3, Sequoias 1:01.2, Compton 1:02.6, Bakersfield 1:02.8, San Mateo 1:03.3.

- Sprint Medley—San Mateo (Greggans, Peterson, Foulke, Hurdal) 3:31.8, Foothill 3:32, Laney 3:32.2, Bakersfield 3:32.5, Antelope Valley 3:33.3.

- Javelin—Giltner (Phoenix) 223-4, Andrews (West LA) 215-8, Carl (Canyons) Jadwin (Bakersfield) 198-4, Johnson (Phoenix) 197-0. New Meet Record. Old Record: Gail (DeAnza) 208-5, 1976.

- High Jump—Coleman (Pierce) 6-9, Ward (Bakersfield) 6-9, Boller (Glendale) tied Curtis (Phoenix) 6-9, Turner (San Francisco) 6-7.

- Pole Vault—Omvavets (West Valley) 15-6, Black (San Mateo) 15-3, Stevenson (San Mateo) 15-3, Vasquez (West Valley) 15-3, Smith (Sequoias) 14-8.

- 440 Relay—San Francisco (Haynes, Willis, Haynes, Cody) 42.0, West LA 42.0, Los Angeles City College 42.2.

- Discus—John (Skyline) 158-10, Gough (DeAnza) 156-3, McCauley (Glendale) 156-0, Jackson (Phoenix) 115-10, Nevells (San Francisco) 154-10.

- Triple Jump—De France (Bakersfield) 51-1, McRae (Chabot) 51-1, Jackson (Chabot) 48-0, Haynes (San Francisco) 46-9¼, Scot (Foothill) 46-8½. New Meet Record, Old Record: LeGrande (West Valley) 50-9¼, 1975.

- Mile Relay—Skyline 3:16.6, Compton 3:17.2, West LA 3:19.4, San Francisco 3:20.5, Hancock 3:21.7.

- 2-Mile Run—Kingley (San Mateo) 9:06.5, Blackburn (Moorpark) 9:09.7, T. Smith (Chabot) 9:13.5, Zinger (Moorpark) 9:14, M. Smith (Chabot) 9:15.8.

- 880 Relay—Compton (Holder, Carr, Spencer, Carhee) 1:28.8, Laney 1:28.9, Skyline 1:28.9, San Francisco 1:29.1, Chabot 1:30.8, Oxnard 1:33.3.

- Unofficial Team Scores: San Mateo 42, Chabot 40, Compton 27, Skyline 21, San Francisco 18, West Los Angeles 18, Bakerfield 17, Phoenix 16½, Laney 16, DeAnza 12, Foothill 12, Canyons 11, Pierce 10, Hartnell 10, Sequoias 9, Glendale 8½, LA City 8, West Valley 7, Moorpark 6, Ventura 4, Hancock 2, Antelope Valley 2.

- JC Women
 Mile Relay—Santa Barbara (Sharp, Banks, Smith, King) 4:05.1. New Event, Compton 4:09.5, El Camino 4:19.6.
 100—Douglas (Compton) 10.8, Hunter (Compton) 11.3, Elmore (Compton) 11.5. New Event.
 440 Relay—Compton (Douglas, Elmore, Justice, Hunter) 48.5, El Camino 49.2, Santa Barbara 50.2. New Event.

/Les Stevens/

March 27, SPA-AAU 15 Kilo XC Championship @ Tapia Park.

Table of results for March 27, SPA-AAU 15 Kilo XC Championship. Columns include rank, name, age, and time.

/John Brennan/

March 27, National AAU Masters 15 Kilo at Tapia Park

Table of results for March 27, National AAU Masters 15 Kilo at Tapia Park. Columns include rank, name, age, and time.

Table of results for 100 Yd (50-59) and other events. Columns include rank, name, age, and time.

April 2, Fresno, 4th Annual Reading Park 6-Mile Run

Table of results for April 2, Fresno, 4th Annual Reading Park 6-Mile Run. Columns include rank, name, and time.

April 1 & 2, Chico, Chico Decathlon

Table of results for April 1 & 2, Chico, Chico Decathlon. Columns include rank, name, and score.

April 5 & 6, Fresno, USTFF Decathlon

Table of results for April 5 & 6, Fresno, USTFF Decathlon. Columns include rank, name, and score.

April 2, Santa Maria, Hancock Metric Meet

Table of results for April 2, Santa Maria, Hancock Metric Meet. Columns include rank, name, and time.

April 2, Menlo Park, Herbert Hoover Relays--Masters/Sub-masters Women

Table of results for April 2, Menlo Park, Herbert Hoover Relays. Columns include rank, name, and time.

April 2, Senior TC 2 Man 14 Mile Relay(10x1.4)

Table of results for April 2, Senior TC 2 Man 14 Mile Relay. Columns include rank, name, and time.

April 2, Santa Maria, Hancock Metric Meet

Table of results for April 2, Santa Maria, Hancock Metric Meet. Columns include rank, name, and time.

April 1. Santa Maria. Hancock Metric Meet (Men's Division)

4x100m: 1) Antelope Valley 42.4 2) Porterville JC 42.5
1500m: 1) Leano (Port) 4:02.2 2) Lowmiller (Hart) 4:03.0
110m HH: 1) Wright (Port) 14.6 2) Worth (Reed) 14.7
400m: 1) Bisbee (Cue) 48.9 2) S. Conaway (Ox) 49.0
100m: 1) Davis (AHC) 10.5 2) Fisher (SBCC) 10.6
High Jump: 1) Collins (MPC) 2.0 2) Boller (Glen) 1.75
Pole Vault: 1) Johnson (Glen) 4.43 2) Harmon (SBCC) 4.28
800m: 1) Martin (AVC) 1:54.7 2) Torres (Hart) 1:57.3
400m IH: 1) Wright (Port) 55.5 2) Jones (WHC) 55.9
Long Jump: 1) C. Britt (Ven) 7.2 2) Johnson (MPC) 7.2
200m: 1) Davis (AHC) 21.2 2) Fisher (SBCC) 21.6
Triple Jump: 1) Salazar (Reed) 14.65 2) DeCaro (Glen) 14.0
Javelin: 1) Jewell (Glen) 57.76 2) Wahl (AHC) 55.75
5000m: 1) E. Leano (Port) 14:48.5 2) Henry (Glen) 15:18.9
Mile Relay: 1) Glendale 3:22.7 2) Cuesta 3:24.2
Discus: 1) Turton (Port) 46.84 2) Gida (MPC) 43.70

Women's Division

4x100m: 1) Santa Barbara City 50.4 2) Reedley 50.9
1500m: 1) Sharp (SBCC) 4:54.2 2) DeCaro (AHC) 4:55.3
100m H: 1) Cornell (Hart) 15.0 2) Harmon (SBCC) 15.9
High Jump: 1) Collins (MPC) 1.65 2) Boller (Glen) 1.5
400m: 1) Quicke (Ven) 57.1 2) Revere (Cab) 59.2
100m: 1) Turner (AHC) 12.2 2) Cornell (Hart) 12.4
Peters (Cue) 12.4 Cordova (Reed) 12.4
Javelin: 1) Parizo (Ven) 39.40

April 1, Reedley Invitational.

Boys
440 relay - Lemoore 44.2; 2. Sierra 44.5; 3. Reedley 44.8.
2-mile - Van Matre, Coalinga, 9:39.8; 2. Elming, Sierra, 9:41.1; 3. Martinez, Madera, 9:44.5.
120 HH - Warkentin, Immanuel, 14.7; 2. Coffee, Madera, 15.0; 3. Perryman, Lemoore, 15.5.
880 - Knox, Wasco, 2:00.8; 2. Fowler, Lemoore, 2:01.2; 3. Wilson, Kingsburg, 2:03.0.
100 - Foster, Madera, 10.5; 2. Billingsly, Lemoore, 10.5; 3. Winter, Madera, 10.6.
Mile - Van Matre, Coalinga, 4:34.9; 2. Elming, Sierra, 4:36.1; 3. Valdez, Corcoran, 4:39.1.
440 - Foster, Madera, 50.8; 2. Flores, Coalinga, 51.5; 3. Brady, Sierra, 53.0.
220 - Billingsly, Lemoore, 23.0; 2. Whitmire, Sierra, 23.1; 3. Kiarczyk, Reedley, 23.3.
330 LH - O'Neill, SJM, 39.9; 2. Cleaves, Lemoore, 40.0; 3. Isaac, Wasco, 40.2.
Discus - Bennett, Kingsburg, 171-8; 2. Torosian, Sanger, 157-8; 3. Ring, Madera, 144-8.
TJ - Torosian, Sanger, 44-7 1/4; 2. Lewis, Lemoore, 44-1 3/4; 3. Chatman, Fowler, 42-11 1/4.
PV - Balderas, Reedley, 13-6; 2. Sula, Lemoore, 12-6; 3. Schnieder, Clovis, 12-6.
HJ - McClanahan, Sierra, 6-6 (meet record); 2. Marable, Lemoore, 6-4; 3. Rosendahl, Washington Union, 6-2.
SP - Winter, Madera, 54-3 3/4; 2. Tatarian, SJM, 52-9 1/2; 3. Sciacqua, Central, 50-4.
LJ - Tatami, Reedley, 21-3; 2. Frost, Clovis, 21-2 3/4; 3. Anthony, Sierra, 21-1.
Mile relay - Lemoore 3:29.4; 2. Madera 3:29.5; 3. Sierra 3:30.0.
Team scoring - Lemoore 95, Madera 70, Sierra 68, Reedley 39 1/2, Coalinga 31 1/2, Sanger 27 1/2, Kingsburg 25, Clovis 21 1/2, Corcoran 20, Immanuel 17, Wasco 17, Selma 12, Fowler 7, Central 7, Washington Union 6.
Girls
440 relay - Madera 49.8; 2. Lemoore 50.6; 3. Reedley 51.3.
2-mile - Stafford, Madera, 11:38.0; 2. Mesta, Sanger, 12:58; Martinez, Sanger, 13:01.6.
110 LH - Haynes, Madera, 15.9; 2. Nishida, Reedley, 16.0; 3. Feese, Lemoore, 17.1.
880 - McPherson, Clovis, 2:22.8r 2. Cox, Clovis, 2:24.4; 3. Garza, Reedley, 2:26.7.
100 - Arnold, Chowchilla, 11.5; 2. Gaffney, Lemoore, 11.6; 3. Decker, Reedley, 11.9.
440 - Johans, Clovis, 59.4; 2. Macias, Sanger, 1:00.3; 3. Partidge, Lemoore, 1:00.4.
220 - 1. Arnold, Chowchilla 26.2; 2. tie: Decker, Reedley; Jones, Lemoore and Little, Sanger, 27.0.
Mile - McPherson, Clovis, 5:33.1; 2. Stafford, Madera 5:39.4; 3. Crosson, Madera, 5:41.1.
SP - Hanson, Reedley, 39-2; 2. Martin, Sanger, 36-10 1/4; 3. Rivera, Madera, 36-1 1/2.
Discus - Miller, Sanger, 108-5; 2. Stearns, Sanger, 108-4; 3. Torres, Lemoore, 105-11.
LJ - Gaffney, Lemoore, 18-5; 2. Haynes, Madera, 17-1 1/2; 3. Westwood, Lemoore, 16-3 1/2.
HJ - Feese, Lemoore, 5-1; 2. Gobby, Reedley, 5-0; 3. Capelli, SJM, 4-10.
Team scoring - Tie Lemoore, Madera 86; Reedley 63; Sanger 62, Clovis 57, Chowchilla 21, Sierra 10, Memorial 8, Fowler 2, Central 1.

April 4, Fresno Girl's Holiday Invitational.

High jump - 1. Kathy Bolin, Fresno, 4-11; 2. tie: Bonnie Hoskins, Clovis, and Janet Yarbrough, Clovis, 4-10.
Long jump - 1. Kathy Haynes, Madera, 17-8 3/4; 2. Daryl Nelson, Bullard, 17-8 1/2; 3. Roxanne Wright, Edison, 17-7 1/2.
Shot put 1/2 1. Cary Hansen, Reedley, 38-1; 2. Natalie Crump, Madera, 35-10 3/4; 3. Dorothy Rivera, Madera, 35-6.
Discus 1/2 1. Dwella Dees, Bullard, 107-3; 2. Annette Wade, McLane, 91-3; 3. Dorothy Howard, Madera, 90-9.
Mile relay 1/2 1. Bullard (Dees, Gullans, Nelson,

April 1, Washington Invitational @Easton.

BOYS Varsity
440 relay - Roosevelt 43.7; 2. Fresno 44.4; 3. Washington 45.3.
2-mile - Elming, Sierra, 9:51.4; 2. Meyer, Roosevelt, 9:58.0; 3. Valentin, Roosevelt, 9:59.7.
120 HH - Bell, Sanger, 15.0; 2. Jones, Roosevelt, 15.2; 3. Walker, Roosevelt, 15.3.
TJ - Alexander, Roosevelt, 47-11 1/4 (meet record); 2. Edgings, Roosevelt, 46-10; 3. Alston, Fresno, 46-1.
Discus - Torosian, Sanger, 150-10; 2. Merlo, Sanger, 149-11; 3. Huckaby, Fresno 149-9.
PV - Talamino, Fresno, 12-6; 2. Rosendahl, Washington, 12-0; 3. Adair, Sierra, 11-6.
100 - Thorne, Roosevelt, 10.2; 2. Spencer, Fresno, 10.3; 3. Arrington, Roosevelt, 10.3.
440 - Jones, Roosevelt, 52.4; 2. Valverde, Sanger, 54.5; 3. Sepulveda, Selma, 54.6.
Mile - Van Matre, Coalinga, 4:31.8; 2. Hall, Fresno, 4:36.0; 3. Rodrigues, Fresno, 4:41.0.
TJ - Arrington, Roosevelt, 23.2; Spencer, Fresno, 23.3; 3. Thorne, Roosevelt, 23.5.
880 - Goerzen, Fresno, 2:01.4; 2. Kalmata, Roosevelt, 2:01.4; 3. Garcia, Central, 2:05.9.
SP - Merlo, Sanger, 52-1 1/4; 2. Tartarian, Memorial, 51-11 1/4; 3. Scaquira, Central, 50-8 1/4.
LJ - Walker, Roosevelt, 21-9; 2. Alexander, Roosevelt, 21-7 1/4; 3. Alston, Fresno, 20-7 1/4.
HJ - Goehs, Fresno, 6-6; 2. Rosendahl, Washington, 6-4 1/4; 3. Bell, Sanger, 6-4 1/4.
330 LH - Dunklau, Roosevelt, 41.9; 2. Tie, Kepner, Roosevelt, and Cussinero, Memorial, 42.2.
Mile relay - Roosevelt 3:35.3; 2. Fresno 3:37.3; 3. Sanger 3:39.2.
Team scoring - Roosevelt 163, Fresno 117, Sanger 69, Washington 32, Sierra 28, Memorial 24, Selma 20, Coalinga 19, Central 12, Riverdale 8, Dos Palos 4, Fowler 2.

HJ - K. Bolln, Fresno, 4-10; 2. Cappilli, Memorial, 4-6; 3. C. Bolin, Fresno, won by forfeit.
110 LH - Hanson, Chowchilla, 16.6; 2. Dominguez, Selma, 17.0; 3. Macias, Sanger, 17.4.
LJ - Schwabenland, Fresno, 16-6 1/4; 2. Carter, Chowchilla, 15-4; 3. Alson, Fresno, 15-3 1/4.
200 - Ester, Chowchilla, 2:30.5; 2. Reynago, Fresno, 2:32.7; 3. Cano, Sanger, 2:33.4.
100 - Marcias, Sanger, 11.6; 2. Arnold, Chowchilla, 11.8; 3. Little, Sanger, 11.8.
220 - Arnold, Chowchilla, 27.0; 2. Little, Sanger, 27.3; 3. Carr, Washington 29.2.
440 - O'Reilly, Sanger, 1:04.5; 2. Calyeian, Fresno, 1:05.3; 3. Ogowa, Sanger, 1:05.4.
Mile - Egster, Chowchilla, 5:39.7; 2. Teska, Fresno, 5:45.8; 3. Renaga, Fresno, 5:51.0.
Mile relay - Sanger 4:24.6; 2. Fresno 4:32.0; 3. Selma 4:32.0.
Team scoring - Sanger 119, Fresno 89, Chowchilla 76, Stema 40, Memorial 31, Washington 20, Sierra 12, Roosevelt 4, Dinuba 2.

GIRLS

Varsity
SP - Kapparian, Selma, 47-3 1/4; 2. Martin, Sanger, 36-11 1/4; 3. Higalover, Chowchilla, 31-9.
Discus - Kapparian, Selma, 121-1; 2. Miller, Sanger, 123-3; 3. Adams, Sanger, 123.
440 relay - Sanger, 52.4; 2. Fresno 53.1; 3. Chowchilla 53.6.
2-mile - Kamrs, Fresno, 12:32.4; 2. Mesta, Sanger, 12:33.1; 3. Moreno, Memorial, 14:42.1.

April 2, Tulare Relays.

Boys Varsity
Long jump - 1. Smith, Han 22-1/2; 2. Tatami, Reed,

April 9, Oregon State at San Jose State.

Long jump-1. Bruce Smith, OSU, 24-1. 2. John Okoro, OSU, 23-9. 3. Don Finley, SJS, 23-5 1/2.
400-meter relay-1. SJS (Mike Kirtman, Bob Triplett, Paul Dusmet, Pete Austin), 40.8. 2. OSU, 41.2.
Shotput-1. Bob Fuebach, SJS, 57-5. 2. Bob Gummerson, SJS, 54-11. 3. Jim Miller, OSU, 50.0.
1,500 meters-1. Rus Nahirny, SJS, 3:56.49. 2. Mark Schilling, SJS, 3:56.49. 3. Kim Grist, OSU, 3:58.91.
Javelin-1. Bruce Alexander, OSU, 224-3. 2. Jerry Grant, OSU, 211-1. 3. Dennis Boyd, OSU, 200-0.
110-meter HH-1. Pete Austin, SJS, 14.43. 2. Frank Roublick, SJS, 14.74. 3. Ken Spearing, OSU, 14.79.
400 meters-1. Paul Desmet, SJS, 48.07. 2. Martin Rochee, SJS, 48.44. 3. Andrew Fields, OSU, 48.49.
100 meters-1. Jerry Jordan, OSU, 10.69. 2. Mike Kirtman, SJS, 10.77. 3. Bob Triplett, SJS, 10.83.
800 meters-1. Mark Schilling, SJS, 1:51.96. 2. Russ Nahirny, SJS, 1:52.45. 3. Mike Kasser, SJS, 1:53.14.
400-meter IH-1. Gary Susac, OSU, 53.10. 2. Frank Roublick, SJS, 53.49. 3. Don Finley, SJS, 53.94.
Discus-1. Jim Miller, OSU, 183-5 (meet record, old mark of 179-6 set by Mike Weeks, SJS, 1976). 2. Bob Feuerbach, SJS, 172-3. 3. Tim Fox, OSU, 171-11.
200 meters-1. Jerry Jordan, OSU, 21:26. 2. Dwayne Hall, OSU, 21:53. 3. Bob Triplett, SJS, 21:89.
Triple jump-1. Ron Livers, SJS, 51-2 1/2. 2. Steve Rim, OSU, 49-0 1/2. 3. John Okoro, OSU, 45-0.
High jump-1. Len Stone, OSU, 6-8 (fewer misses). 2. John Edward, OSU, 6-8. 3. Keith Nelson, SJS, 6-8.
5,000 meters-1. Dan Gruber, SJS, 14:46.1. 2. Dan Harvey, SJS, 14:47.9. 3. Lucas Oloo, OSU, 14:53.2.
Pole vault-1. Greg Wospse, SJS, 16-6 (meet record, old mark of 16-0 set by Frank Rock, SJS, 1973). 2. Doug Bockmiller, SJS, 15-6. 3. Dave Gable, OSU, 15-0.
1,600-meter relay-1. OSU (Steve Anderson, Gary Susac, Mark Bailey, Gary Barnes), 3:20.7. 2. SJS, 3:15.9 (disqualified for lane violation).
Team scores—SJS 81, OSU 64.

/James Day/

April 9, Stanford vs Occidental

Stanford 90, Occidental 64
Pole vault—John Bell (O) 14-6. Kevin Cuervo (O) 13-6. Dave Okaura (O) 13-6.
Long jump—James Lofton (S) 25-4 1/2. Clay Bullwinkel (S) 22-6 1/4. Larry Mondragon (O) 22-4 1/4.
High jump—Hall (O) 6-8. Rudy Beaver (O) 6-6. Cuervo (O) 6-6.
Shot Put—Terry Albritton (S) 64-4 (meet record, old mark 59-9 by Albritton, 1973. Stanford outdoor record, old mark 64-0 by Albritton, 1977). Doug Greenwood (S) 49-8. Mark Madison (O) 48-6.
Javelin—Ricky Brown (S) 202-1. Cuervo (O) 184-9. Ross Buchanan (O), 176-10.
3,000-meter steeplechase—Phil Sweeney (O) 9:14.0. Bill Halldeman (S) 9:12.0. Greg Corey (O) 9:26.4.
400-meter relay-1. Stanford (Holmes, Lofton, Banks, Sheets), 40.8 (meet record, old mark 41.2 by Stanford, 1975). (Occidental dropped baton).
1,500-meter—Tom Colley (O) 3:50.2. Gilbert Acedo (O) 3:51.2. Jeff Parietti (S) 3:51.4.
110 HH—Larry David (O) 14.74. Ted Knighten (O) 14.6. Carl Johnk (S) 14.6.
Discus—Rick Buss (S) 166-7. Albritton (S) 158-9. Doug Greenwood (S) 146-10.
Triple jump—Danny Williams (O) 48-9 1/2. Knighten (O) 47-3 3/4. Bullwinkel (S) 46-7 1/4.
400-meter—Alan Sheets (S) 47-3. Gordon Banks (S) 49-9. Earl Gerfen (S) 50.6.
100-meter—Lofton (S) 10.7. Marvin Holmes (S) 11.0. Mondragon (O) 11.3.

/Ron Blackwood/

4x100m:	
1) Santa Barbara City	50.4
2) Reedley	50.9
1500m:	
1) Sharp (SBCC)	4:54.2
2) De Anza (AHC)	4:55.3
100m H:	
1) Cornell (Hart)	15.0
2) Sharp (SBCC)	15.9
High Jump:	
1) Cornell (Hart)	1.65
2) Matthews (Ven)	1.5
400m:	
1) Quicke (Ven)	57.1
2) Revere (Cab)	59.2
100m:	
1) Turner (AHC)	12.2
2) Cornell (Hart)	12.4
Peters (Cue)	12.4
Cordova (Reed)	12.4
Javelin:	
1) Parizo (Ven)	39.40
2) Matthews (Ven)	38.00
800m:	
1) Sharp (SBCC)	2:18.0
2) Revere (Cab)	2:25.5
Long Jump:	
1) Cornell (Hart)	5.22
2) Banks (SBCC)	5.13
Discus:	
1) Banks (SBCC)	34.66
2) Brown (Cue)	34.81
200m:	
1) Quicke (Ven)	25.1
2) Turner (AHC)	25.4
Shot Put:	
1) Kuchta (Hart)	12.85
2) Banks (SBCC)	10.94
3000m:	
1) Dendo (AHC)	11:00.4
2) Rameriz (Ven)	11:17.5
Mile Relay:	
1) Santa Barbara City	4:12.7
2) Ventura	4:16.9

100m: 1. Gaffney, Lemoore, 18.5; 2. Haynes, Madera, 17-1/2; 3. Westwood, Lemoore, 16-3/4.
 HJ - Feese, Lemoore, 5-1; 2. Gobby, Reedley, 5-0; 3. Capelli, SJM, 4-10.
 Team scoring - Tie Lemoore, Madera 86; Reedley 63; Sanger 62, Clovis 57, Chowchilla 21, Sierra 10, Memorial 8, Fowler 2, Central 1.

April 4, Fresno Girl's Holiday Invitational.

High jump - 1. Kathy Bolin, Fresno, 4-11; 2. tie: Bonnie Hoskins, Clovis, and Janet Yarbrough, Clovis, 4-10.
 Long jump - 1. Kathy Haynes, Madera, 17-8 3/4; 2. Daryl Nelson, Bullard, 17-8 1/2; 3. Roxanne Wright, Edison, 17-7 1/2.
 Shot put 7/8 1. Cary Hansen, Reedley, 38-1; 2. Natalie Crump, Madera, 35-10 3/4; 3. Dorothy Rivera, Madera, 35-6.
 Discus 7/8 1. Dwella Dees, Bullard, 107-3; 2. Annette Wade, McLane, 91-3; 3. Dorothy Howard, Madera, 90-9.
 Mile relay 7/8 1. Bullard (Dees, Gullans, Nelson, Vaughan) 4:11.0; 2. Madera (Crosson, Haynes, Hensen, M. Kennedy) 4:13.7; 3. Clovis (Cox, Goodman, Hohans, Marshall) 4:19.9.
 440 relay 7/8 1. Edison (Battle, Tanner, Wright, Yates) 49.7; 2. Bullard (Dees, Gullans, Nelson, Vaughan) 50.1; 3. Madera (Brown, Haynes, M. Kennedy, Mattingly) 51.0.
 880 - 1. Ann Cox, Clovis, 2:27.5; 2. Cleo Garza, Reedley, 2:30.7; 3. Sue Bibeau, Bullard, 2:36.6.
 Mile - 1. Diane Barrett, Hoover, 5:30.1; 2. Connie Hester, Chowchilla, 5:37.5; 3. Toni Reynaga, Fresno, 5:40.0.
 220 - 1. Roxanne Wright, Edison, 26.2; 2. Kim Edmunds, McLane, 26.8; 3. Cecilia Brown, Madera, 27.4.
 440 - 1. Leslie Hensen, Madera, 61.4; 2. Carrie Johans, Clovis, 61.8; 3. Mona Yates, Edison, 62.8.
 110 H - 1. Kathy Haynes, Madera, 15.4; 2. Daryl Nelson, Bullard, 15.5; 3. Phyllis Nishida, Reedley, 15.9.
 100 - 1. Roxanne Wright, Edison, 11.3; 2. Mona Yates, Edison, 11.4; 3. Kim Edmunds, McLane, 11.6.
 2 mile - 1. Dianne Barrett, Hoover, 11:25.5; 2. Sand Sandy McPherson, Clovis, 12:53.4; 3. Sheryl Avants, Woodlake, 13:13.2.
 Team totals - 1. Madera 89; 2. Clovis 71; 3. Bullard 58; 4. Edison 57 1/2; 5. Reedley 33; 6. McLane 27.

/Ron Blackwood/

April 9, Women's Triangular Meet @ CSU Hayward.

CAL STATE HAYWARD 122, HUMBOLDT STATE 85
CAL STATE HAYWARD 118, HUMBOLDT ST. 63, DeANZA 51
 100 - Benford (Hay) 12.4; Compagnin (Hay) 12.6; Holleback (Hum) 13.9.
 200 - Winlock (Hay) 26.1; Holleback (Hum) 27.9; Moore (Hay) 30.0.
 400 - Winlock (Hay) 58.2; Santa Maria (Hay) 1:05.0; Brovelli (Hay) 1:08.4.
 800 - Grigsby (Hum) 2:15.4; Mears (D) 2:20.1; Stohr (Hay) 2:26.0.
 1500 - Rutherford (Hum) 5:22.8; Talley (Hum) 5:39.3.
 100 hurdles - Holleback (Hum) 18.9; McElvaney (D) 19.0.
 400 hurdles - McElvaney (D) 1:15.9; Bailey (Hay) 1:16.9; Barton (Hum) 1:19.0.
 3000 - Grigsby (Hum) 10:48.6; Garafy (Hay) 11:21.0; McIntyre (D) 13:51.0.
 5000 - Rodriguez (Hum) 20:16.3; McIntyre (D) 23:32.0.
 440 relay - Hayward (Winlock, Benford, Stohr, Santa Maria), 50.4; DeAnza, 51.5; Humboldt, 57.4.
 Sprint medley relay - Humboldt, 2:08.7; Hayward 2:19.2; no third.
 Mile relay - DeAnza, 4:15.1; Humboldt, 5:01.2; Hayward, 5:02.2.
 Two-mile relay - Humboldt, 11:21.5; Hayward, 11:34.6; no third.
 LJ - Compagnin (Hay) 16-11 1/4; Blackburn (Hay) 16-8; McKenzie (D) 16-6 1/4.
 HJ - Blackburn (Hay) 5-4 1/4; Bailey (Hay) 5-0; Compagnin (Hay) 5-0.
 Dis - Lane (Hay) 118-6 1/2; Lloyd (D) 116-10; Grab (Hay) 98-8.
 SP - Lane (Hay) 36-1 1/2; Moore (Hay) 31-11 1/2; Grab (Hay) 30-10 1/2.
 Jav - Sulinski (Hay) 143-7; Mears (D) 128-0 1/2; Williams (Hay) 97-2.

/James Day/

Roosevelt 4, Dinuba 2.
GIRLS Varsity
 SP - Karparian, Selma, 37-3 1/2; 2. Martin, Sanger, 36-1 1/2; 3. Higdon, Chowchilla, 31-0.
 Discus - Karparian, Selma, 121-1; 2. Miller, Sanger, 123-3; 3. Karparian, Selma, 118-4.
 440 relay - Sanger, 52.4; 2. Fresno 53.1; 3. Chowchilla 53.6.
 2-mile - Kamrs, Fresno, 12:32.4; 2. Mesta, Sanger, 12:33.1; 3. Moreno, Memorial, 14:22.1.

/Ron Blackwood/

April 2, Tulare Relays.

Boys Varsity
 Long Jump - 1. Smith, Han, 22-1/2; 2. Tatami, Reed, 21-1/2; 3. Harris, Del, 20-8 1/4.
 Pole Vault - 1. Balderns, Reed, 12-0; 2. (tie) Chapman, Han; Clark, Han, 11-6.
 Discus - 1. Crow, Mon, 157-1/2; 2. Ring, Mad, 154-9; 3. Igara, Han, 151-4.
 330 LH - 1. Love, Del, 40.0; 2. Rodriguez, TW, 40.5; 3. Smith, Han, 41.4.
 Shot - 1. Winter, Mad, 53-4; 2. Pendleton, TU, 51-0; 3. Jensen, S, 50-8 1/2.
 120 MH - 1. Rodriguez, TW, 14.4; 2. Coffee, Mad, 15.6; 3. Barker, Port, 16.9.
 Triple Jump - 1. Torrence, TW, 46-5 3/4; 2. Goodson, Mon, 23-5 1/4; 3. Smith, Han, 43-4 3/4.
 440 relay - 1. Hanford 44.2; 2. Delano 44.4; 3. Madera 44.5.
 Distance Medley - 1. Redwood 10:59.4; 2. Mt Whitney 11:05.0; 3. Tulare Union 11:09.0.
 High Jump - 1. Clarke, W, 6-2; 2. Thoroddsen, Del, 6-2; 3. Bass, Mad, 6-2.
 880 relay - Delano 1:32.7; 2. (tie) Madera, Hanford 1:32.9.
 Mile relay - 1. Madera 3:33.7; 2. Hanford 3:35.5; 3. Mt. Whitney 3:36.4.
 Team Scoring - Hanford 55 1/2, Madera 42, Delano 40, Tulare Western 29, Monache 24, Reedley 16, Tulare Union 15 1/2, Mt. Whitney 14, Redwood 10, Porterville 7, West 6, South 5, Firebaugh 0, Garces 0.
Girls Varsity
 High Jump - 1. Russell, Red, 4-11; 2. Roberts, TM, 4-11; 3. Major, Del, 4-10.
 110 LH - 1. Kobliska, Gar, 15.4; 2. McMullen, S, 15.2; 3. Wong, S, 16.4.
 Shot - 1. Meldon, S, 37-8 1/2; 2. Duncan, Red, 36-0; 3. Crump, Mad, 35-1 1/2.
 440 relay - 1. South 50.6; 2. Madera 51.3; 3. Mt. Whitney 51.7.
 Long Jump - 1. Haynes, Mad, 10-4; 2. Smith, Del, 10-2 3/4; 3. Kemp, S, 16-7.
 100 - 1. Ward, S, 11.3; 2. Fattis, MW, 11.4; 3. Braman, MW, 11.4.
 890 relay - 1. South 1:48.0; 2. Mt. Whitney 1:49.0; 3. Madera 1:52.2.
 Mile relay - 1. South 4:16.3; 2. Mt. Whitney 4:12.0; 3. Madera 4:23.8.
 Discus - 1. Banks, Del, 114-6 1/2; 2. Armendarez, Del, 105-8; 3. Russell, Red, 101-0.
 Team Scoring - South 53, Mt. Whitney 31, Madera 31, Redwood 28, Delano 19, Tulare Western 10, Garces 0, Tulare Union 5, Porterville 1, Hanford 0.

/Ron Blackwood/

Stanford outdoor record, old mark 64-0 by Albritton, 1977). Doug Greenwood (S) 49-8. Mark Madison (O) 48-6.
 Javelin—Ricky Brown (S) 202-1. Cuervo (O) 184-9. Ross Buchanan (O), 176-10.
 3,000-meter steeplechase—Phil Sweeney (O) 9:14.0. Bill Haldeman (S) 9:14.0. Greg Corey (O) 9:26.4.
 400-meter relay—1, Stanford (Holmes, Lofton, Banks, Sheets), 40.8 (meet record, old mark 41.2 by Stanford, 1975). (Occidental dropped baton).
 1,500-meter—Tom Colley (O) 3:50.2. Gilbert Acedo (O) 3:51.2. Jeff Parietti (S) 3:51.4.
 110 HH—Larry David (O) 14.4. Red Knights (O) 14.6. Carl Johnk (S) 14.4.
 Discus—Rick Buss (S) 166-7. Albritton (S) 158-9. Doug Greenwood (S) 146-10.
 Triple jump—Danny Williams (O) 48-9 1/2. Knighten (O) 47-3 3/4. Bullwinkel (S) 46-7 1/4.
 400-meter—Alan Sheets (S) 47.3. Gordon Banks (S) 49.9. Earl Gerfen (S) 50.6.
 100-meter—Lofton (S) 10.7. Marvin Holmes (S) 11.0. Mondragon (O) 11.3.
 800-meter—Malcolm Cleary (O) 1:52.7. Scott Hickman (S) 1:53.6. Greg Partomian (O) 1:53.7.
 400-meter IM—Tom Shellworth (S) 52.7. Larry David (O) 54.1. Eric Hirschberg (S) 55.0.
 200-meter—Lofton (S) 21.0. Holmes (S) 21.8. Hall (O) 23.6.
 Two-mile—Steve Crowley (S) 9:06.8. Roy Kissin (S) 9:09.0. Parietti (S) 9:09.4.
 Mile relay—Stanford (Banks, Gerfen, McCarthy, Sheets), 3:17.0. Occidental, 3:20.2.

/Darrel Cox/

April 3, Northridge. Pentathlon/Triathlon at CSU Northridge

9 & Under (100m, BT, HJ):	
1) Kim Walulik (BA)	1074
2) Isaline Mashburn (Ojai)	906
10-11 Div. (50YH, Shot, HJ):	
1) Kim Tanabe (BA)	1471
2) Kathy Lavering (AA)	1126
3) Mary McNally (Ojai)	1069
4) Marcy Parks (Ojai)	963
5) Karen Knight (Blazers)	734
6) Jennifer Fuller (Ojai)	697
12-13 Div. (80MH, Shot, HJ, LJ, 800m):	
1) Dana Dahlke (SBS)	2740
2) Wynde Grey (PasaRose)	2655
3) Michele Castille (un)	2331
4) Karen Neblett (un)	2274
14-15 Div. (100MH, Shot, HJ, LJ, 800m):	
1) Kerry Zwart (LATC)	3723
2) Tonie Scott (Rosebuds)	2434
3) Terri Yancey (Rosebuds)	1888
14+ Div. (100MH, Shot, HJ, LJ, 800m):	
1) Jane Frederick (LATC)	4438
2) Julia Monteforte (LATC)	3783
3) Mitzi McMillin (USC)	3739
4) Jenny Stary (PP)	3456
5) Syd Brown (CSULB)	2988
6) Carey Hill (USC)	2852
7) Brenda Bruce (USC)	2830

/Chuck Debus/

April 9, San Joaquin Valley Relays @Lemoore.

April 16, Woody Wilson Relays at UC Davis.

Boys
330 LH - Lowe, McLane, 39.0; 2. Love, Delano, 39.1; 3. Russell, Bakersfield, 39.4.
440 relay - Edison (Shelly, Williams, Quarles, B. Bradley) 43.2; 2. Hanford 43.3; 3. McLane 43.6.
2-mile relay - Bakersfield (Thomas, Lozano, Randolph, Ursin) 8:05.2; 2. Bullard 8:09.3; 3. Shaffer 8:11.1.
120 MH - Rodrigues, Tulare Western, 14.7; 2. Warkentin, Immanuel, 14.8; 3. Washington, Fresno, 14.9.
100 - K. Thomas, Hanford, 10.0; 2. B. Bradley, Edison, 10.2; 3. Wharry, Hanford, 10.2.

2-mile - Thompson, East, 9:39.2; 2. Van Matre, Coalinga, 9:40.6; 3. Valdez, Corcoran, 9:42.0.
Sprint medley relay - Foothill (Dourado, Magsby, Valdez, Gutierrez) 3:35.8; 2. McLane 3:38.3; 3. Hanford 3:39.2.
1760 relay - Edison (Lewis, Sears, S. Bradley, Thompson, Shelly, Williams, Quarles, B. Bradley) 3:03.3; 2. Roosevelt 3:04.1; 3. Bakersfield 3:04.3.
4-mile relay - Shaffer (Carillo, Burns, Poplin, White) 18:30.8; 2. Bullard 18:36.1; 3. Redwood 18:42.2.
5-mile relay - Bakersfield (Russell, Christensen, Thomas, Cox) 3:28.3; 2. Hanford 3:29.7; 3. Hoover 3:30.7.
PV - Pierce, Sanger, 15.2 (meet record); 2. Sula, Lemoore 14.0; 3. Bloomquist, Bakersfield, 13.6.
LJ - Alexander, Roosevelt, 22.3 1/2; 2. Walker, Roosevelt, 21.4; 3. Palmer, Vacaville, 20.11.
SP - Merio, Sanger, 53.7 1/2; 2. Winter, Madera, 52.10 1/2; 3. Tatarian, Memorial, 51.3 1/2.
HJ - Rosendahl, Washington, 6.6; 2. Christensen, Bakersfield, 6.6; 3. Bell, Sanger, 6.4.
TJ - Torrance, Tulare Western, 44.8 1/2; 2. Zimmerman, Vacaville, 44.5 1/2; 3. Walker, Roosevelt, 44.4.
Discus - Crow, Monache, 172.4; 2. Torosian, Sanger, 166.9; 3. Powell, Vacaville, 163.5.

Girls
440 relay - Edison (Baffle, Wright, Neal, Yates) 49.3; 2. South 49.9; 3. Bakersfield 51.0.
100 - Ward, South, 11.3; 2. Yates, Edison, 11.5; 3. Wright, 11.6.
1-mile - Lopez, Delano, 5:21.4; 2. Walker, Bakersfield, 5:25.4; 3. Muller, West, 5:26.2.
110 LH - Haynes, Madera, 15.3; 2. Macias, Sanger, 15.9; 3. Wong, South, 16.0.
1-mile relay - South (Wong, Gupta, McMillon, Frye) 4:09.5; 2. Clovis 4:10.6; 3. Madsen 4:15.7.
HJ - Kaiser, North, 5.2; 2. Feese, Lemoore, 5.0; 3. Russell, Redwood, 5.0.
Discus - Kasparian, Selma, 125.10; 2. Jennings, Bakersfield, 123.2; 3. Stearns, Sanger, 122.1.
LJ - Gaffney, Lemoore, 17.7 1/2; 2. Brothers, Bakersfield, 17.5 3/4; 3. Haynes, Madera, 17.2 1/4.
SP - Kasparian, Selma, 37.0 3/4; 2. Martin, Sanger, 37.0; 3. Banks, Delano, 36.6 1/2.

/Ron Blackwood/

April 9, San Jose Relays.

OPEN
100 METERS-1. McTear (Santa Monica CC), 10.18 (wind 5.75 m.p.h.); 2. D. Quarrie (Tobias Striders), 10.29; 3. Farmer (Inter City AC), 10.50; 4. Wells (Philadelphia Pioneer), 10.55; 5. Jackson (Alameda), 10.58.
200-1. Harris (Los Angeles College), 20.01 (wind 5.6 m.p.h.); 2. McCullough (Striders), 20.9; 3. McTear (SMCC), 21.04; 4. Abrahams (Phil. Pioneer), 21.25; 5. Farmer (Inter City AC), 21.40.
SHOT PUT-1. Weeks (San Jose Stars), 64.1; 2. Wilkins (Pacific Coast Club), 64.0; 3. Feuerbach (PCC), 63.2.
DISCUS-1. Powell (San Jose Stars),

DISCUS-1. John (Skyline), 162.7; 2. Turton (Porterville), 162.1; 3. Vonagus (Foothill), 159.6; 4. Taffalis (San Mateo), 157.1.
SHOT PUT-1. Laut (SJ), 60.3 1/2; 2. Summers (Pas), 58.10 1/2; 3. Logston (Full), 53.10; 4. Johnson (Consumers River), 52.5.
JAVELIN-1. Carli (Canyons), 211.4; 2. Booth (Mt. Sac), 208.10; 3. Johnson (Mt. Sac), 204.10; 4. Jodwin (Bak), 200.5.

HIGH SCHOOL Boys

100 METERS-1. Burrell (Piner), 10.69; 2. Wright (Johnson, Sac.), 10.80; 3. Stewart (Camden, SJ), 10.88.
200-1. Burrell (Piner), 21.60; 2. Washington (Burbank, Sac.), 21.65; 3. Bradley (Johnson, Sac.), 21.67; 4. Green (Laver, SJ), 21.76; 4.1-Porter (High-

April 9, Conejo 10 Kilo Run.

Table with 3 columns: Rank, Name, Time. 1. BILL SCOBEY 32 UNAT 32:16, 2. DAVE WHITE 25 OF 31:07, 3. JIM LORDE 20 33:38, 4. PAT MILLER 26 CCAC 33:50, 5. RON YOUNG 22 34:11, 6. BARRY FOOSE 29 SVT 34:22, 7. JOE BURGASSER 38 STC 34:37, 8. RICK BALLESTERO 17 35:05, 9. JIM FALANIER 27 BHS 35:11, 10. DAVID CARRILLO 17 35:29, 11. FRANK FREY 37 CCAC 35:47, 12. RICK AHLMAN 31 UNAT 35:57

WOODY WILSON RELAYS

College Division
TEAM SCORING: Hayward State, 138 1/2; Fresno State, 136.9; Northridge State, 101.4; Sacramento State, 59.4; UC Davis, 51.4; Humboldt State, 37.4; San Francisco State, 17; Stanislaus State, 12.

HAMMER - Sawyer (Hay), 57.89m (189-11 1/2 feet) (stadium and meet record); Blankenship (Chico), 53.68; Mizuki (Sac), 50.57. JAVELIN - Kibbee (North), 67.63m (221-10 1/2 feet); Richards (UCD), 65.03; Morely (Fres), 64.90. SHOT PUT - Gorbet (Sac), 16.45m (53-11 3/4 feet); McNaughton (Fres), 16.00; Gebbs (Northridge), 15.79. LONG JUMP - Wamble (Hay), 7.23m (23-8 3/4) (new meet record); Hicks (Sac), 6.74; Gomes (Hay), 6.68. HIGH JUMP - Haber (Hay), 2.20m (7-2 3/4 feet) (new stadium and meet record); Yund (Sac), 2.03; Wiley (Hay), 2.03. POLE VAULT - Robinson (Hay), 5.08m (16-8 feet) (meet and stadium record); Nelson (Hay), 4.78; Olson (Hay), 4.78; DISCUS - Ender (Fres), 49.99m (164-1/2 feet), Gebbs (North), 46.98; Picher (UCD), 46.22. TRIPLE JUMP - Zizzo (Fres), 14.41m (47-3/4 feet); Taylor (UCD), 14.03; Wamble (Hay), 13.87.

110 HURDLES - Carley (Fres), 14.2; (tie) Goeta (Fres) and Mince (Fres) and Allmond (San Fran), each 14.7. 3000 STEEPLECHASE - Munoz (North), 9:25.0; Hiede (Hum), 9:27.3; Peters (Hum), 9:09.4; Sacramento, 9:11.5. 400 HURDLES - Mince (Fres), 52.6; Johnson (North), 53.8; Goeta (Fres), 54.2.

SPRINT MEDLEY RELAY - Fresno State (Thompson, Kariuki, Campbell, McManus), 3:24.9; Sacramento State, 3:27.3; Northridge State, 3:29.4. DISTANCE MEDLEY RELAY - Northridge State (Cohen, Wulf, Hellebrand, Ayon), 10:07.5; Fresno State, 10:10.4; Hayward State, 10:10.8. 800 RELAY - Stanislaus State (Seale, Nelson, Remple, Hope), 1:27.1; Hayward State, 1:27.1; Northridge State, 1:28.2. 400 RELAY - Hayward State (Simmons, Clark, James, Corker), 40.7 (meet record); Fresno State, 41.1; Northridge State, 42.1. 1600 RELAY - Fresno State (Monseth, Mince, Carley, Campbell), 3:13.4 (meet record); Northridge State, 3:17.4; Hayward State, 3:17.8.

Junior College Division

TEAM SCORING: Chabot, 111; Sacramento City, 77; Santa Rosa, 74; Butte, 61; Los Medanos, 47; Shasta, 33; Merritt, 31; Solano, 27; Marin, 25; Foothill 22; Sierra 18; Siskiyou, 10.

JAVELIN - Cole (Butte), 62.05m (203-6 1/4 feet) (Meet record); Fritzheimer (Sac), 55.98; Colfeaux (Marin), 53.12; SHOT PUT - McDonald (Shasta), 15.76m (51-8 1/2 feet); Lingi (Sac), 15.64; Herbert (Sac), 15.48. LONG JUMP - Martin (Chab), 6.95m (22-9 1/2) (meet record); Dorvall (Butte), 6.90; McRae (Chab), 6.88; HIGH JUMP - Peterson (Chab), 2.13m (7-0 feet) (new meet, school record); Dimes, (Solano), 2.13; Kelso (Sac), 2.03; DISCUS - Albritton (Santa Rosa), 45.69m (149-10 1/2 feet); Stableton (Los Medanos), 45.57; Diregolo (Chab), 44.91. TRIPLE JUMP - McRae (Chab), 14.65m (48- 3/4 feet); Jackson (Chab), 14.39; Woods (Los Medanos), 14.17. 110 HURDLES - McDonald (Santa Rosa), 14.6w; Dorvall (Butte), 14.7; Veatch (Chab), 14.7; 3000 STEEPLECHASE - Baez (Marin), 9:37.9; Betchart (Sac), 9:47.9; Noonan (Santa Rosa), 9:45.5. TWO MILE - Henson (Sisk), 9:38.7; Black (Foot), 9:47.8; Acosta (Merritt), 9:48.8. 400 HURDLES - Starmer (Butte), 54.4 (meet record); Dorvall (Butte), 55.0; Smith (Merritt), 55.2.

SPRINT MEDLEY RELAY - Santa Rosa (Buckner, Batten, Campbell, Aldrich), 3:27.3 (meet record); Los Medanos, 3:31.5; Merritt, 3:31.6; DISTANCE MEDLEY RELAY - Solano (Swift, Vineyard, Sudero, Wright), 10:23.4; Chabot, 10:24.9; Shasta, 10:30.9. 800 RELAY - Los Medanos (Walker, Dunne, Woods, Harris), 1:28.2 (meet record); Chabot, 1:29.0; Sacramento, 1:29.1. TWO MILE RELAY - Chabot (Judy, Molina, Smith, Emery), 8:03.1; Solano, 8:06.1; Marin, 8:13.6. 400 RELAY - Chabot (Mundy, McRae, Smith, Holmes), 41.7 (meet record); Los Medanos, 42.1; Sacramento, 42.1. 1600 RELAY - Santa Rosa (McDonald, Aldridge, Richardson, Patton), 3:16.8 (meet record), Sacramento, 3:19.1; Merritt, 3:20.7.

TEAM SCORING: Hayward State, 98; Chico State 57; UC Davis, 54; Hawaii, 51; DeAnza, 34; Sacramento State, 18; Humboldt State 14; San Joaquin Delta 7; Shasta 5; Stanislaus State 1; Los Medanos 1/2; Butte 1/2.

James Day

April 16, Masters Meet at Santa Ana College

Table with 3 columns: Event, Name, Time. 100 Yd (30-39): 1) Williard Sumner 9.6, 2) Ken Dennis 9.8. 100 Yd (40-49) 1st: 1) Skip Loera (30-39) 10.9, 2) Bob Radford 10.9. 100 Yd (40-49) 2nd: 1) Nick Newton 10.7, 2) Ted Vick 10.8. 100 Yd (50-59): 1) Pete Patter 11.6, 2) Tom Clayton 11.9. 100 Yd (women): 1) Lynne Wohlars 13.3. Mile (30-39): 1) William Kel 4:31.2, 2) Joe Purgas 5:00.9. Mile (50-59): 1) Jack Noble 5:32.4. Mile (women): 1) Lynne Wohlars 6:14.1, 2) Bob Radford 6:14.1. 880 Yd (30-39): 1) Willard Kelly 2:03.8, 2) Ron Spicer 2:07.0. 88 Yd (50-59): 1) Jack 2:30.7, 2) Dave 2:34.0. 500m: 1) Willard Kelly 5:21.0, 2) Willard Kelly 5:26.5. 220 Yd (30-39): 1) Williard Sumner 21.7, 2) Ken Dennis 22.9. 220 Yd (40-49): 1) Nick Newton 4.6, 2) Bob Radford 4.5. 220 Yd (50-59): 1) Pete Patter 6.3, 2) Tom Clayton 26.9. 440 Relay: 1) Corona del Mar 44.8, 2) Striders 45.0. 120 MH (30-39): 1) Larry Sallinger 14.3, 2) Al Henry 15.2. 120 MH (40-49): 1) Hal Smith 15.4, 2) Ray Fitzhugh 17.9. 440 Yd Dash:

April 15 & 16, Salinas, Ed Adams

Table with 3 columns: Event, Name, Time. Men: 100m: 1) Cliff Wilson (AHC) 10.9, 200m: 1) Wilson (AHC) 21.7, 400m: 1) Bisbee (Que) 48.3, 800m: 1) Bisbee (Que) 1:52.1, 1500m: 1) Jones (MPC) 4:01.5, 3000m Steeplechase: 1) Leano (Porterville) 10:0.1, 5000m: 1) Ivano (Porterville) 14:4.9, 10m MH: 1) Thomas (MPC) 14.9, 400m IH: 1) Wright (Port) 59.0, 4x110y Relay: 1) Hartnell 4:1.0, 4x440y Relay: 1) Cuesta 3:55.4, Pole Vault: 1) Kring (AHC) 13.0, High Jump: 1) Vaughner (MPC) 6.0, Long Jump: 1) Johnson (MPC) 21.1, Triple Jump: 1) Johnson (MPC) 46.1, Shot Put: 1) Turton (Port) 50.6, Discus: 1) Turton (Port) 164.10, Javelin: 1) Root (Hart) 178.4, Monterey Peninsula College 113, Porterville College 78, Allan Hancock College 69, Bartnell College 68, Santa Clara College 57, Yuba College 42, West Hills College 34, Lassen College 34, Corvallis College 29, Redwood College 24, Mendocino College 14. Women: 100m:

April 9, San Jose Relays.

OPEN

100 METERS--1. McTear (Santa Monica CC), 10.18 (wind 5.75 m.p.h.)...

200--1. Harris (Los Angeles College), 20.01 (wind 5.6 m.p.h.)...

SHOT PUT--1. Weeks (San Jose Stars), 64-1/2; 2. Wilkins (Pacific Coast Club)...

DISCUS--1. Powell (San Jose Stars), 208-3/4; 2. McGoldrick (unat), 206-11/16...

JUNIOR COLLEGE

100--1. Jackson (Pasadena), 10.56w (10.69 in heat); 2. Jones (San Jose)...

110HH--1. Turner (Fullerton), 14.45 (14.40 in heat); 2. Kaberline (Mt. San Antonio)...

440IH--1. Hicks (Skyline), 52.00; 2. Richardson (Santa Rosa), 52.78; 3. Pratt (Bakersfield)...

3,000 STEEPLECHASE--1. Leano (Porterville), 9:03.4; 2. Brenneman (Canyons)...

440 RELAY--1. San Jose, 40.60; 2. Pasadena, 40.96; 3. Los Medanos, 41.09; 4. Santa Monica, 41.32.

MILE RELAY (Race 1)--1. Alameda, 3:14.41; 2. San Jose, 3:14.98; 3. Skyline, 3:15.35; 4. San Mateo, 3:18.88...

TWO MILE RELAY--1. Fullerton, 7:41.1; 2. San Jose, 7:44.2; 3. Hartnell, 7:49.4; 4. Marin, 7:52.1.

SPRINT MEDLEY RELAY--1. Alameda, 3:23.18; 2. Santa Rosa, 3:24.82; 3. Mt. San Antonio, 3:25.81; 4. Pasadena, 3:32.20.

DISTANCE MEDLEY RELAY--1. Fullerton, 10:10.41; 2. Pasadena, 10:15.39; 3. American River, 10:16.74; 4. Fresno, 10:18.05.

HGH JUMP--1. Ward (Bak), 6-11; 2. Gibbs (SJ), 6-11; 3. Pritchett (Santa Ana), 6-9; 4. Anderson (Mt. Sac), 6-9.

POLE VAULT--1. Brown (Eki Camino), 17-0; 2. tie between Jokivardio (Pas) and Oravetex (West Valley), 16-7; 4. Reyes (Fresno), 16-0.

LONG JUMP--1. Jones (East LA), 25-13/4w; 2. Peterson (San Mateo), 24-63/4w; 3. Mitchell (Pas), 24-31/2; 4. Spencer (Compton), 24-03/4w; 5. Morgan (Pas), 23-11/2w.

TRIPLE JUMP--1. McRae (Chabot), 53-4w (52-81/2 legal); 2. DeFrance (Bak), 51-11/2w; 3. Tate (Fresno), 51-8w; 4. Frazier (Consummes River), 50-53/4w; 5. Jackson (Chabot), 49-101/2w; 6. Rojas (SJ), 49-9.

DISCUS--1. John (Skyline), 162-7/8; 2. Turton (Porterville), 162-1; 3. Vonaga (Foothill), 159-6; 4. Tafrales (San Mateo), 157-1.

SHOT PUT--1. Laut (SJ), 60-31/2; 2. Summers (Pas), 58-101/4; 3. Logston (Full), 53-10; 4. Johnson (Consummes River), 52-5.

JAVELIN--1. Carl (Canyons), 211-4; 2. Booth (Mt. Sac), 208-10; 3. Johnson (Mt. Sac), 204-10; 4. Jodwin (Bak), 200-5.

HIGH SCHOOL Boys

100 METERS--1. Burrell (Piner), 10.69; 2. Wright (Johnson, Sac.), 10.80; 3. Stewart (Camden, SJ), 10.88...

MILE--1. Stillman (Willow Glen), 4:11.54; 2. Ross (Serra, SA), 4:12.04; 3. Berry (Redwood), 4:12.19...

2 MILE--1. F. Assuma (Eisenhower), 9:11.69; 2. Berry (Redwood), 9:12.54; 3. Love (Carlmont), 9:15.04...

440 RELAY--1. Pittsburg, 42:77; 2. Johnson, Sacramento, 3:23.08; 3. Highlands, 3:23.94; 4. Serramonte, 3:24.55...

MILE RELAY--1. Johnson, Sacramento, 4:26.8; 2. Mt. Pleasant, 4:30.0; 3. Johnson, Sacramento, 3:23.08; 4. Highlands, 3:23.94; 5. Serramonte, 3:24.55...

2 MILE--1. Johnson, Sacramento, 8:56.6; 2. Highlands, 8:58.8; 3. Serramonte, 9:01.0; 4. Woodward, 9:03.0...

4 MILE--1. Johnson, Sacramento, 18:15.0; 2. Highlands, 18:17.0; 3. Serramonte, 18:19.0; 4. Woodward, 18:21.0...

8 MILE--1. Johnson, Sacramento, 37:30.0; 2. Highlands, 37:32.0; 3. Serramonte, 37:34.0; 4. Woodward, 37:36.0...

12 MILE--1. Johnson, Sacramento, 56:45.0; 2. Highlands, 56:47.0; 3. Serramonte, 56:49.0; 4. Woodward, 56:51.0...

16 MILE--1. Johnson, Sacramento, 75:00.0; 2. Highlands, 75:02.0; 3. Serramonte, 75:04.0; 4. Woodward, 75:06.0...

20 MILE--1. Johnson, Sacramento, 94:15.0; 2. Highlands, 94:17.0; 3. Serramonte, 94:19.0; 4. Woodward, 94:21.0...

24 MILE--1. Johnson, Sacramento, 113:30.0; 2. Highlands, 113:32.0; 3. Serramonte, 113:34.0; 4. Woodward, 113:36.0...

28 MILE--1. Johnson, Sacramento, 132:45.0; 2. Highlands, 132:47.0; 3. Serramonte, 132:49.0; 4. Woodward, 132:51.0...

April 9, Conejo 10 Kilo Run.

Table with columns: Rank, Name, School, Time. Includes runners like BILL SCOBIE, DAVE WHITE, JIM LORDE, PAT MILLER, RON YOUNG, BARRY FOOSE, JOE BURGASSER, RICK BALLESTERO, JIM FLANIGAN, DAVID CARRILLO, FRANK FREYNE, RICK AHLMAN, MARSHALL MATYE, REED FINFROCK, GLENN HATTOKI, ROBERT TYRRELL, JOSEPH MARINO, SAM NICHOLSON, ALAN DIRKIN, MIKE REINHART, KEN LUCCI, DENNIS STANSAUK, RICHARD DURAND, F. NAGELSCHMIDT, RICK VASQUEZ, MARC CARRILLO, RICHARD MCFARLAND, FRED LINTCH, BOB KING, VIC GONZALEZ, DENNIS ROBINSON, STEVE CARRICK, JON W ARENBERG, ERNIE PORTILLO, JOE HAMPTON, SEPO NIEMI, JOHN DUHIG, BOBBIE DAVIS, DEMETRIO MILLER, SANDY DORBIN, GEORGE GIBSON, JOHN HOGGERHEIDEN, KATHY MARTIN, MIKE FISHER, JOHN REEVE, BRUCE WARDER, KEN VANROY, VIRGIL P STOKES, GREG LABADIE, JAMES MC GINN, MICHAEL OLEARY, ELISEO ROSALES, AL HROMJAK, BETH MILEWSKI, BOB PETERSON, DENNIS OLIVER, JIM EIMEN, ED STOTSENBERG, DENIS ROBSON, WILLIAM CADY, GARY FARNHAM, JIM BUTLER, DAVE BIEDERMAN, FRANK MILES, MARGARET MILLER.

/Connie Rodewald/

/Vern Gambetta/

Table with columns: Rank, Name, School, Time. Includes women's and boys' events like 100m, 200m, 400m, 800m, 1500m, 3000m, 100m Hurdles, 400m Relay, 4x400y Relay, High Jump, Long Jump, Shot Put, Discus, Javelin, Pole Vault, and 440 Yd Dash.

April 3, 2-Hour Track National Championships 1977, Southern Pacific Assn. Preliminary Results (Jan-April)

Table with columns: Rank, Name, School, Time. Includes athletes like Ken Moffitt, Jim Perez, Joe Burgasser, Truman Clark, Michael Woodson, Carlos Alfaro, Michael Sayward, Dennis Roy Parrish, Dennis Stansauk, David Parker, Enrique Serretros, Bob King, Joseph Marino, Ray Gil, Fred Nagelschmidt, Avery Bryant, Michael Harrie, Rick Vasquez, Charles Seekins, Al Hromjak.

/Connie Rodewald/

Table with columns: Rank, Name, School, Time. Continuation of track and field events and national championship results.

CALIFORNIA TRACK NEWS

A publication devoted to California track. Help make your sport number one.

PROFILES

HIGH SCHOOL

OPEN - COLLEGE

SCHEDULES

CROSS COUNTRY

RESULTS


ROAD RACING

RANKINGS

PICTURES

JUNIOR COLLEGE

TRACK



Get in on All the Action _____ Subscribe Today!

Name: _____

Address: _____
number and street

_____ city state zip

For your 1 year sub-
scription (bimonthly)
Send with \$3.50 to:

CALIFORNIA TRACK NEWS
1717 South Chestnut
Fresno, California 93702