

**Stanford**

vs.

**California**

Forty-second Annual

**"Big Meet"**

**Saturday, April 20**

**1935**

**EDWARDS STADIUM**

University of California

**OFFICIAL PROGRAM**

Price 15 Cents



## CALIFORNIA-STANFORD TRACK RECORDS

Event	Record	Made by	Year
100-yard dash	:09.6	Kiesel (California)	1932
220-yard dash	:21.1	Kiesel (California)	1932
440-yard dash	:48.0	Spencer (Stanford)	1928
880-yard run	1:53.8	Richardson (Stanford)	1926
One-mile run	4:20.2	Wilson (Stanford)	1914
Two-mile run	9:38.2	Coe (Stanford)	1928
		Mossman (California)	1931
120-yard hurdles	:14.5	Klopstock (Stanford)	1934
220-yard hurdles	:23.5	Smith (Stanford)	1931
Mile relay	3:15.5	Deere, Burris, Dellinger and Blackman (Stanford)	1934
High Jump	6 ft. 5 $\frac{1}{8}$ in.	King (Stanford)	1928
Broad Jump	24 ft. 4 $\frac{1}{8}$ in.	Clark (California)	1934
Pole Vault	13 ft. 9 $\frac{3}{4}$ in.	Miller (Stanford) and Deacon (Stanford)	1933
Shot Put	54 ft. 1 in.	Lyman (Stanford)	1934
Discus Throw	161 ft. 11 $\frac{1}{2}$ in.	Krenz (Stanford)	1930
Javelin Throw	220 ft. 9 in.	Churchill (California)	1931

## CALIFORNIA-STANFORD "BIG MEETS"

Year	Points Won		Year	Points Won	
	California	Stanford		California	Stanford
1893	91	35	1914	55 1/6	66 5/6
1894	90	36	1915	60	62
1895	67	45	1916	53	69
1896	56	56	1917	55	67
1897	62 1/2	49 1/2	1918	52	70
1898	88	38	1919	66 1/2	73 1/2
1899	74	43	1920	70	61
1900	84	33	1921	85 2/3	45 1/3
1901	85	32	1922	65 1/2	65 1/2
1902	78 1/2	43 1/2	1923	82 1/2	48 1/2
1903	58 1/2	63 1/2	1924	49	82
1904	53	69	1925	64 1/2	66 1/2
1905	72 1/3	49 2/3	1926	62	69
1906	No Meet		1927	40 1/3	90 2/3
1907	57	65	1928	40 1/2	90 1/2
1908	63 2/5	58 3/5	1929	36 1/3	94 2/3
1909	56	66	1930	47 14/15	83 1/15
1910	55 2/5	66 3/5	1931	29 1/3	101 2/3
1911	87 2/3	34 1/3	1932	51 5/6	79 1/6
1912	80 5/21	41 16/21	1933	36	95
1913	60 4/5	61 1/5	1934	50	81

Meets Won: By California, 16; by Stanford, 23; tied, 2.

**THE COVER:** Captain Al Blackman, *Stanford*

# "BIG MEET"

By KEN PRIESTLEY

California and Stanford track teams meet today for the forty-second time since 1893, with California favored by the slightest of slight edges to come through with a victory for the first time since 1923.

To win, the Golden Bears must rise to the heights; on the other hand, to stave off the Bear challenge, the Indians must come through with "super" performances in doubtful events. Unless the dope is far wide of the mark, today's meet may be decided by the margin of a few points, one point, or even a fraction of a point.

To date the Bears have marched through a series of dual meets, losing a hotly contested skirmish with Southern California's great aggregation of champions by a com-



**R. L. "DINK" TEMPLETON**  
Stanford Track Coach

paratively slight margin, and counting as their victims U. S. F., the Olympic Club, U. C. L. A., Washington State and University of Michigan, indoor champions of the "Big Ten." The Michigan victory definitely established California as one of the strong dual meet teams of the nation.

Stanford, rained out of early meets, lost to Washington in an indoor meet at Seattle by the margin of the relay, and came through with brilliant performances last week at Los Angeles to defeat U. C. L. A. in a dual meet. The U. C. L. A. victory completely changed the complexion of today's classic, and there are now few critics willing to concede either California or Stanford a "cinch" victory.

Pre-meet dope gives the Bears a definite edge in five events, the 100, 220, 880, two-mile and pole vault. Five other events, the 440, relay, shot put, javelin and high jump, have an equally definite Cardinal tinge, while the remaining five events should set the stage for the hottest contests of the day. These include the opening track event, the mile run, and the high and low hurdles, discus and broad jump.



**BRUTUS HAMILTON**  
California Track Coach

# I N D I A N S

**HUMBERT SMITH**  
High Jump




**JIM REYNOLDS**  
Shot Put



**LLOYD SCHWEEN**  
High Jump




**DAVE DEVLIN**  
Two Mile



**SAM KLOPSTOCK**  
Hurdles

**"RUSTY" MARCH**  
380



# I N D I A N S

**PHIL LEVY**  
Discus Throw



**JOHN MOTTRAM**  
Javelin Throw



**DUD SALES**  
Javelin Throw



**"CHUCK" NIMMO**  
Mile, 880

**BROWER DELLINGER**  
440. Relay



**WARREN DIXON**  
Mile, 880

# OFFICIAL ENTRIES

(SUBJECT TO CHANGE BY COACHES)

## No. 1 Pole Vault 1:45 P. M.

CALIFORNIA		STANFORD	
1—Jack Mauger	4—Dave Rogers	69—Arne Anderson	70—Charles Jonas
2—George Haskell	5—Bob Hunter	71—Van Rensselaer Ginn	
3—Alex Doran	6—Sidney Cochran		

## No. 2 One-Mile Run 2:00 P. M.

CALIFORNIA		STANFORD	
9—Bob Heavey	10—Anthony Vieira	83—Morton D'Evelyn	84—Charles Nimmo
16—Clark Hickerson	11—John Baldwin	85—Warren Dixon	
8—Joe Bagnassaco	12—Harry Anderson		

## No. 3 Broad Jump 2:00 P. M.

CALIFORNIA		STANFORD	
14—Morris Pollock	18—John Costello	78—James Moscrip	80—Charles Voigt
15—John Wood	19—Joe Cooper	79—Raymond Dean	81—George Tharp
17—Frank Wilson	20—Eddie Vallejo		

## No. 4 Shot Put 2:00 P. M.

CALIFORNIA		STANFORD	
21—Dave Meek	22—George Mackey	62—Aldus Hershey	65—Philip Levy
		63—Melvin Hurley	66—James Reynolds
		64—Jackson King	68—Howard Buller

## No. 5 High Jump 2:00 P. M.

CALIFORNIA		STANFORD	
13—Hugh Thompson	25—William Mackey	72—Lloyd Schween	75—Rodell Johnson
23—Paul Jacques	22—George Mackey	73—Humbert Smith	76—M. Tupper Anthony
24—Eugene Reid	21—Dave Meek	74—Albert Davies	77—Kenneth Nobs
27—Stanley Nobs			

## No. 6 Javelin 2:00 P. M.

CALIFORNIA		STANFORD	
28—Norman Fitzgerald	30—Stanley Crooks	56—John Beatty	59—John Mottram
29—George Fink	22—George Mackey	57—John Carlson	60—Dudley Sales
		58—Dale Dodds	61—R. Lee McNitt

## No. 7 100-Yard Dash 2:10 P. M.

CALIFORNIA		STANFORD	
7—George Anderson	20—Eddie Vallejo	79—Raymond Dean	80—Charles Voigt
14—Morris Pollock	29—Jim Helmer	78—James Moscrip	86—Alexander Faye
28—Cal Burpee	18—John Costello		

## No. 8 440-Yard Dash 2:16 P. M.

CALIFORNIA		STANFORD	
30—Everett Leek	31—Gregory Stout	87—Allan Blackman (C)	91—Alan Cranston
29—Jim Helmer	32—William Bawcombe	88—Brower Dellinger	92—Paul Greene
33—John Landon			

## No. 9 120-Yard High Hurdles 2:24 P. M.

CALIFORNIA		STANFORD	
15—John Wood	34—Tom Moore	93—Samuel Klopstock	95—Ralph Kingsbury
35—Dick Coe (C)		94—Huntington Kingsbury	96—Rodell Johnson

## No. 10 Two-Mile Run 2:32 P. M.

CALIFORNIA		STANFORD	
36—Bob Fowler	11—John Baldwin	97—David Devlin	108—William McCurdy
37—Les Voorhees	10—Anthony Vieira	98—Edgar Wasem	109—Robert Alexander
38—Frank Lucas	12—Henry Anderson		
39—Dana Raymond	45—Torrey Lyons		

(Continued on page eight)

# SCORE CARD

EVENT	FIRST PLACE 5	SECOND PLACE 3	THIRD PLACE 1	Time Distance Height	POINTS	
					C	S
Mile	Dixon ✓	Keane	Nimmo	4:23.4	3	6
100 Yds.	Anderson	3	Dean	9.8	5	4
440 Yds.	Blackman	Sheep	Dellinger	48:3	3	6
120 H. H.	Blodgett	Moore	Wood	14.0	4	5
2 Mile	Fowler	Devlin	Tombles	9:59.0	6	3
880 Yds.	Bruce		Ward	15:5	8	1
220 Yds.	Anderson	Dean	Elmer	21.6	6	3
220 L. H.	Fishback	Moore	Blodgett	23.8	8	1
Shot	Reynolds	Mackey	Sheep	51.2	4	5
Javelin	Fitzgerald	Mottom	Mackey		6	3
H. Jump	Mackey	<del>Dean</del>	Strain	6'1"	8	1
Pole Vault	Mayoe	Hasted	C-S- 1/2 1/2	13.10	8 1/2	1/2
Discus	<del>Ward</del>	Randall	Hershey	58	3	6
Bd. Jump	Valley	Dean	Widner	24	5	4
Relay	Stanford	1st		3-17.0	0	5
TOTALS						

First Place—5 points; Second Place—3 points; Third Place—1 point; Relay—5 points. Total Points in Meet—131.

## SCORE CARD

EVENT	FIRST PLACE 5	SECOND PLACE 3	THIRD PLACE 1	Time Distance Height	POINTS	
					C	S
Mile	Dixon	Harvey	Nimrod	4:23.7	3	6
100 Yds.	Anderson	3	Dean	9.8	5	4
440 Yds.	Blackman	Heck	Dellinger	48:3	3	6
120 H. H.	Bluffstock	More	Wood	14.4	4	5
2 Mile	Fowler	Dealin	Tombes	9:39.0	6	3
880 Yds.	Bruce		Truel	15:56	8	1
220 Yds.	Anderson	Dean	Cliver	21.6	6	3
220 L. H.	Fishback	More	Bluffstock	23.8	8	1
Shot	Reynolds	Mackey	Heck	51.25	4	5
Javelin	Fitzgerald	Mottom	Mackey		6	3
H. Jump	Mackey	<del>5</del>	Swain	6'1"	8	1
Pole Vault	Major	Washed	1/2	13.107	8 1/2	1/2
Discus	<del>Heck</del>	Randall	Thershey	55	3	6
Bd. Jump	Valley	Deans	Wulver	24	5	4
Relay	Stauffer	1st		3-17.5	0	5
TOTALS		77 1/2	53 1/2	77	-	131

First Place—5 points; Second Place—3 points; Third Place—1 point; Relay—5 points. Total Points in Meet—131.



# I E S

## SCORE CARD

EVENT	FIRST PLACE	SECOND PLACE	THIRD PLACE	Time Distance Height	POINTS	
					C	S
1:45 P. M. Mile	Dixon <sup>5</sup>	Turney <sup>3</sup>	Nimmo <sup>1</sup>	4:23.0	3	6
2:00 P. M. 100 Yds.	Anderson <sup>5</sup>	Dean <sup>3</sup>	Dean <sup>1</sup>	9.8	5	4
2:00 P. M. 440 Yds.	Blackman <sup>5</sup>	Heck <sup>3</sup>	Dellinger <sup>1</sup>	48:3	3	6
2:00 P. M. 120 H. H.	Blafstich <sup>5</sup>	Moree <sup>3</sup>	Wood <sup>1</sup>	14:05	4	5
2:00 P. M. 2 Mile	Fowler <sup>5</sup>	Devlin <sup>3</sup>	Torres <sup>1</sup>	9:39.0	6	3
2:00 P. M. 880 Yds.	Bruce <sup>5</sup>		Trull <sup>1</sup>	15:5	8	1
2:00 P. M. 220 Yds.	Anderson <sup>5</sup>	Dean <sup>3</sup>	Elmer <sup>1</sup>	21.6	6	3
2:00 P. M. 220 L. H.	Fishback <sup>5</sup>	Moree <sup>3</sup>	Blafstich <sup>1</sup>	23.8	8	1
2:00 P. M. Shot	Reynolds <sup>5</sup>	Mackey <sup>3</sup>	Heck <sup>1</sup>	51.25	4	5
2:10 P. M. Javelin	Ritzgall <sup>5</sup>	Mottstrom <sup>3</sup>	Mackey <sup>1</sup>		6	3
2:16 P. M. H. Jump	Mackey <sup>5</sup>	Strain <sup>3</sup>	Strain <sup>1</sup>	6'1"	8	1
2:16 P. M. Pole Vault	Mayoe <sup>5</sup>	Wastell <sup>3</sup>	Strain <sup>1</sup>	13.10	8 1/2	1/2
2:24 P. M. Discus	Thompson <sup>5</sup>	Randall <sup>3</sup>	Hershey <sup>1</sup>	55	3	6
2:32 P. M. Bd. Jump	Valley <sup>5</sup>	Deans <sup>3</sup>	Wulver <sup>1</sup>	24	5	4
2:32 P. M. Relay	Stanfel <sup>5</sup>			3:17.0	0	5
TOTALS					77	131

First Place—5 points; Second Place—3 points; Third Place—1 point; Relay—5 points. Total Points in Meet—131.

# GOLDEN BEARS

**GLENN RANDELL**  
Discus Throw




**JACK MAUGER**  
Pole Vault



**DELL FISHBACK**  
220 Hurdles



**RICHARD BRACE**  
880



**HUGH THOMPSON**  
High Jump



**EVERETT LEEK**  
440, Relay

# GOLDEN BEARS


GEORGE ANDERSON : MORRIS POLLOCK  
100, 220



ROBERT HEAVEY  
880, Mile




GEORGE MACKEY  
Shot Put, Discus Throw, Javelin Throw



PAUL JACQUES  
High Jump

ROBERT FOWLER  
Two Mile



TOM MOORE : JOHN WOOD : CAPTAIN RICHARD COE  
Hurdles

## OFFICIAL ENTRIES (Continued)

**No. 11**

**Discus Throw**

**2:45 P. M.**

CALIFORNIA

40—Glenn Randell      22—George Mackey  
41—Warren Wood

STANFORD

68—Howard Buller      64—Jackson King  
62—Aldus Hershey      82—George Leedy  
63—Melvin Hurley      65—Philip Levy  
66—James Reynolds

**No. 12**

**880-Yard Run**

**2:47 P. M.**

CALIFORNIA

42—Dick Brace      33—John Landon  
16—Clark Hickerson      9—Bob Heavey  
43—Marc Johnson      32—William Bawcombe  
46—John Eshleman

STANFORD

110—Joseph Burris      85—Warren Dixon  
111—Royal Sorensen      84—Charles Nimmo  
112—Marion March      113—Lloyd Davis  
114—George Downing

**No. 13**

**220-Yard Dash**

**2:55 P. M.**

CALIFORNIA

7—George Anderson      29—Jim Helmer  
14—Morris Pollock      35—Dick Coe (C)  
28—Cal Burpee      15—John Wood

STANFORD

79—Raymond Dean      78—James Moscrip  
80—Charles Voigt      86—Alexander Faye  
87—Allan Blackman (C)

**No. 14**

**220-Yard Low Hurdles**

**3:02 P. M.**

CALIFORNIA

44—Dell Fishback      35—Dick Coe (C)  
34—Tom Moore      15—John Wood

STANFORD

93—Samuel Klopstock      94—Huntington Kingsbury  
95—Ralph Kingsbury

**No. 15**

**Mile Relay**

**3:13 P. M.**

CALIFORNIA

28—Cal Burpee      30—Everett Leek  
44—Dell Fishback      31—Gregory Stout  
29—Jim Helmer

STANFORD

87—Allan Blackman (C)      91—Alan Cranston  
88—Brower Dellinger      92—Paul Greene

## OFFICIALS

REFEREE ..... John Elliot  
STARTER ..... W. M. Kelley  
HEAD JUDGE OF FIELD ..... Walter Christie  
HEAD TIMER ..... Jo Mills  
HEAD JUDGE OF FINISH ..... Dr. Robert Gordon Sproul

### TIMERS

Snort Winstead      W. D. Kant  
Al Katchinski      Will Brandt  
E. F. Peckham (alternate)

### JUDGES OF FINISH

E. C. Goldsworthy      Lloyd Rogers  
Al Roth      James Corley  
Harlow Rothert      Jack Melville  
Judge Norris      J. B. Lauritzen

### INSPECTORS

H. T. Carter      Robert Mulvany  
A. B. Sprott      Frank Geis

### FIELD MARSHALLS

Dr. Ray Lyman Wilbur      Dr. E. I. Beeson  
C. J. Morris

### SHOT PUT

Emil Lamar      Everitt Mossman  
L. Jolly

### JAVELIN

Dr. H. P. Muller      John Stroud

### DISCUS

Irvine Phillips      Elwyn Letendre  
J. H. Todd

### HIGH JUMP

F. L. Maker      J. W. Kerrigan

### BROAD JUMP

E. F. Peckham      Roy Cowles  
T. B. Smith

### POLE VAULT

M. H. Roach      George Pool

### CLERKS OF COURSE

Frank Boek      Bud Becker

### RECORDERS

Hal Boles      Henry Todd

### PUBLIC ADDRESS ANNOUNCER

Sid Goodwin

## WORLD TRACK AND FIELD RECORDS

Accepted by the International Amateur Athletic Federation Congress at Stockholm, August 28-29, 1934

Event	Record	Holder	Where made	Date
100 yards	:09.4	Frank Wykoff (U. S. A.)	Los Angeles	May 10, 1930
220 yards	:20.6	Roland A. Locke (U. S. A.)	Lincoln, Neb.	May 1, 1926
440 yards	:46.4	Ben Eastman (U. S. A.)	Palo Alto	Mar. 26, 1932
880 yards	1:49.7	Ben Eastman (U. S. A.)	Princeton, N. J.	June 16, 1934
1 mile	4:06.8	Glenn Cunningham (U. S. A.)	Princeton, N. J.	June 16, 1934
2 miles	8:59.6	Paavo Nurmi (Finland)	Helsinki	July 24, 1931
120 yard hurdles	:14.2	Percy Beard (U. S. A.)	Lincoln, Neb.	July 4, 1931
220 yard hurdles	:23.0	C. R. Brookins (U. S. A.)	Ames, Iowa	May 17, 1924
		Norman Paul (U. S. A.)	Los Angeles	May 6, 1933
Running high jump 6 ft. 9 $\frac{1}{8}$ in.		Walter Marty (U. S. A.)	Palo Alto	April 28, 1934
Running broad jump 26 ft. 2 $\frac{1}{8}$ in.		Chuhei Nambu (Japan)	Tokio	Oct. 27, 1931
Pole Vault 14 ft. 4 $\frac{3}{8}$ in.		William Graber (U. S. A.)	Palo Alto	July 16, 1932
Shot put 57 ft. 1 in.		Jack Torrance (U. S. A.)	Oslo	Aug. 5, 1934
Discus throw 171 ft. 11 $\frac{1}{4}$ in.		Harald Andersson (Sweden)	Oslo	Aug. 25, 1934
Javelin 249 ft. 8 in.		Matti Jarvinen (Finland)	Helsinki	June 15, 1933
Mile Relay 3:12.6		Stanford University (U. S. A.)	Fresno	May 8, 1931
		(Maynor Shove, Alvin Hables, Leslie Hables, Ben Eastman)		

## EDWARDS TRACK STADIUM RECORDS

Includes best records made in competition since completion of Edwards Track.

Event	Record	Made by	Meet	Date
100-yard Dash	:09.5	Robert Kiesel (Calif.)	So. Cal. J. C.	April 9, 1932
			Cal. Intercollegiates	May 21, 1932
			U. S. C.	April 7, 1934
220-yard Dash	:20.8	Robert Kiesel (Calif.)	Olympic Club	Mar. 17, 1934
		Foy Draper (U. S. C.)	Far Western A. A. U.	June 9, 1934
440-yard Dash	:46.5	Ben Eastman (Stanford)	Cal. Intercollegiates	May 21, 1932
880-yard Dash	1:51.9	Ben Eastman (Stanford)	I. C. A. A. A. A.	July 2, 1932
Mile	4:14.8	Joe Mangan (Cornell)	I. C. A. A. A. A.	July 2, 1932
Two-Mile	9:22.2	Joe McCluskey (Fordham)	I. C. A. A. A. A.	July 2, 1932
120 Hurdles	:14.5	Tom H. Moore (Calif.)	Washington St.	March 30, 1935
220 Hurdles	:23.7	Vincent Reel (Occidental)	Far Western A. A. U.	June 9, 1934
		Dell Fishback (Calif.)	Washington St.	March 30, 1935
Relay	3:18.0	McGeagh, Dow, Ablowich and Woessner (U. S. C.)	Cal. Intercollegiates	May 21, 1932
High Jump 6 ft. 6 in.		Cornelius Johnson (Compt. J.C.)	So. Calif. J. C.	April 14, 1934
Broad Jump 24 ft. 7 $\frac{3}{4}$ in.		Al Olson (U. S. C.)	Far Western A. A. U.	June 9, 1934
Pole Vault 13 ft. 10 in.		George Pool (Calif.)	Cal. Intercollegiates	May 21, 1932
		William Graber (U. S. C.)	Cal. Intercollegiates	May 21, 1932
		William Miller (Stanford)		and I. C. A. A. A.
		Wirt Thompson (Yale)	I. C. A. A. A. A.	July 2, 1932
Shot Put 52 ft. 0 $\frac{1}{2}$ in.		John Lyman (Stanford)	Far Western A. A. U.	June 9, 1934
Discus Throw 161 ft. 8 in.		Henri Laborde (Olympic Club)	Olympic Club	March 16, 1935
Javelin Throw 221 ft. 7 $\frac{1}{2}$ in.		Ed Waterbury (Olympic Club)	Olympic Club	March 16, 1935

BASEBALL

*Today!*

348/1  
Pine  
CALIFORNIA

VS.

STANFORD



Edwards Baseball Field

(Immediately Following Track Meet)

Admission, 50 Cents

Students With Cards, 25 Cents

---

FINAL GAME OF 1935 C. I. B. A. SEASON