

1977 TRACK & FIELD



1977 TRACK & FIELD SCHEDULE

Date	Opponent	Place	Time
February 26	Intra-Squad & All Comers	Laney College	1:15 p.m.
March 5	San Jose State & Sacramento State	Laney College	1:15 p.m.
March 12	San Diego State	Laney College	1:15 p.m.
March 19	Stanford Relays	at Stanford	
March 26	Oregon State	Edwards Stadium	1:15 p.m.
April 2	Double Dual: Cal vs. USC Stanford vs. UCLA	at UCLA	1:15 p.m.
April 9	Arizona State	at Tempe	1:15 p.m.
April 16	Double Dual: Cal vs. UCLA Stanford vs. USC	Edwards Stadium	1:15 p.m.
April 23	Fresno State	at Fresno	1:15 p.m.
April 30	Stanford	at Stanford	1:15 p.m.
May 6-7	West Coast Relays	at Fresno	11:00 p.m.
May 13-14	Pac-8 Championships	at UCLA	
May 21	California Relays	at Modesto	12 Noon
May 31- June 4	NCAA Championships	at Champaign, Illinois	

L
A
C

C
A
L

UNIVERSITY OF CALIFORNIA
DEPARTMENT OF INTERCOLLEGIATE
ATHLETICS

TRACK OFFICE (415) 642-3158
Head Coach: Erv Hunt 642-3158
Assistant Coach: John Wedel 642-1649
Assistant Coach: Brian Maxwell 642-1649

SPORTS INFORMATION OFFICE: (415) 642-5363
Director: John McCassey home: 278-4252
Assistant: Tobin Spiner home: 465-4497
Student Assistant: Kevin Reneau home: 548-0729
Student Assistant: Mike Matthews home: 568-0073

ATHLETIC DEPARTMENT: (415) 642-0580
Athletic Director: Dave Maggard 642-5316
Faculty Representative: Dr. Robert Steidel 642-1338
Assistant Athletic Director: Bob Milano 642-4740
Assistant Athletic Director: Bob DiGrazia 642-5916
Business Manager: Lauren Moore 642-5821
Program Coordinator: Margot Smith 642-2427
Head Trainer: Bob Orr 642-3868
Team Physician: Dr. Jerome Patmont 845-3766
Ticket Manager: Joan Hauser 642-5150

COACHES:
Football: Mike White (415) 642-3851
Baseball: Jackie Jensen 642-0383
Assistant Baseball Coach: Bob Milano 642-4740
Basketball: Dick Edwards 642-3836
Gymnastics: Hal Frey 642-6350
Golf: Bob Boldt 787-2193
Swimming: Nort Thornton 642-5917
Tennis: Bill Wright 642-5916
Track and Field: Erv Hunt 642-3158
Wrestling: Bill Martell 642-0876
Crew: Steve Gladstone 642-3701
Water Polo: Pete Cutino 642-2248
Rugby: Ned Anderson 642-0580
Soccer: Bob DiGrazia 642-5916

PRESS INFORMATION

All requests for press and photo credentials should be made through the Sports Information Office, University of California, Department of Intercollegiate Athletics, Harmon Gym, Berkeley, CA 94720.

Copies of this guide are available for \$2.00 (includes postage) from the Sports Information Office, University of California, Dept. of Intercollegiate Athletics, Harmon Gym, Berkeley, CA 94720.

TABLE OF CONTENTS



Larry Hintz

CAL RECORD HOLDERS:

(Above) Junior Larry Hintz set a new school record in the pole vault by becoming the first Bear to ever clear the 17' barrier. (Below) Senior Carl Florant broke his own school record last year with a time of 13.6 in the 110 meter hurdles.



Carl Florant

CAL STAFF DIRECTORY . . . Inside	
Front Cover	
CAL GOES METRIC	2
PRESS INFORMATION	3
1977 CAL TRACK SCHEDULE . . .	3
TRACK OUTLOOK	5
COACHES	
Erv Hunt	7
John Wedel	8
Brian Maxwell	8
Al Ragan	9
CAL PROFILES	10
DUAL MEET OPPONENTS	18
'77 CAL ROSTER	24-25
EVENT-BY-EVENT SUMMARY . . .	26
CAL TRACK RECORDS	26
CAL TOP 10 BEST	27
PAC-8 CHAMPIONSHIPS	29
PCC Championships	30
Pac-8 Champions	31
PCC Champions	32
NCAA CHAMPIONSHIPS	33
NCAA Champions	34
Cal Scoring at NCAA Meet. . . .	35
NCAA Championship Story . . .	37
CAL TRACK ALL-AMERICANS . . .	38
OUTSTANDING	
CAL PERFORMERS	39
World Record Holders	40
Olympic Members	40
Olympic Gold Medalists	40
CAL TRACK HISTORY	41
EDWARDS STADIUM HISTORY . . .	42
Records in Edwards Stadium . .	43
FROSH & INDOOR RECORDS . . .	44
CALIFORNIA	
INFORMATION	Back
Inside Cover	

ON THE COVER: Cal's 45 year old Edwards Stadium will have a new look in '77. The 22,000 seat track stadium will have a Tartan All-Weather Surface. At the same time, the track was converted to the more conventional metric distance.

CAL GOES METRIC IN '77

With the installation of a new track surface Edwards stadium will be converted to a metric distance. Consequently all of Cal's home track meets will be recorded in metric times.

The conversion of Edward's track oval from 440 yards to 400 meters will reduce the distance by some 32.56 yards. There is a precise conversion factor that has been formulated by the International Association Track Federation (IAFF). That conversion table appears at the bottom of this page.

Since Cal is going to a metric distance ALL CAL RECORDS IN THIS BOOK HAVE BEEN CONVERTED AND SO APPEAR IN THAT MANNER IN THIS PUBLICATION.

IAFF CONVERSION TABLE

100 Yards to 100 Meters	add .09 hand timing	add .85 auto timing
120 Yard IH to 110 Meter IH	add .00 hand timing	add .03 auto timing
220 Yards to 200 Meters	sub .10 hand timing	sub .12 auto timing
440 Yards to 400 Meters	sub .30 hand timing	sub .26 auto timing
440 Yard IH to 400 Meter IH	sub .30 hand timing	sub .26 auto timing
440 Yard Relay to 400 Meter Relay	sub .30 hand timing	sub .23 auto timing
1,500 Meters to Mile Run	add 8.0%	the same
Mile Run to 1,500 Meters	sub 7.4%	the same
3-Mile Run to 5,000 Meters	add 3.6%	the same
5,000 Meters to 3-Mile Run	sub 3.5%	the same
6-Mile Run to 10,000 Meters	add 3.6%	the same
10,000 Meters to 6-Mile Run	sub 3.5%	the same
Mile Relay to 1,600 Meter Relay	sub 1.1 hand timing	the same

In the 100 meters, 200 meters and 110 meter HH use .24 to find the difference in races that are run in meets that use hand timing. In the 400 meters, 400 meter IH and the 400 meter relay use .14 in meets that use hand timing.

Records will be accepted in 1/100's with full auto timing only for 100 meters, 200 meters, 110 meter HH, 400 meters, 400 meter IH and the 400 meter relay. Events above 400 meters can be hand timed, but only 1/10's will be used for record purposes.

QUALIFYING STANDARDS

Event	PAC-8 MEET	NCAA MEET
100 Meter Dash	10.5	10.22
200 Meter Dash	21.3	21.0
400 Meter Dash	47.7	46.6
800 Meter Run	1:51.3	1:49.1
1,500 Meter Run	3:51.0	3:45.2
5,000 Meter Run	14:30.0	14:15.7
10,000 Meter Run	No Standard	29:56.1
3,000 Meter SC	9:05.0	8:55
110 Meter HH	14.4	13.9
400 Meter IH	52.7	51.4
400 Meter Relay	No Standard	40.6
1,600 Meter Relay	No Standard	3:09.6
High Jump	6'10"	7'0"
Long Jump	24'6"	25'0"
Triple Jump	49'6"	52'0"
Pole Vault	15'9"	16'6"
Shot Put	57'0"	59'0"
Discus	170'0"	177'0"
Hammer	160'0"	190'0"
Javelin	230'0"	240'0"
Decathlon	6,800 pts.	7,100 pts.

TRACK PRESS INFORMATION

PRESS CREDENTIALS — All requests for working press credentials, photo passes and parking permits for California track and field meets should be directed to John McCassey, Sports Information Director, University of California, Berkeley, Calif., 94720. Photo requests will be limited to daily newspapers, wire services, network and local television and national sports publications. Requests should be made well in advance of meets to allow time for credentials to be mailed.

PRESS BOX — The working press box is located on the West side of Edwards field. No elevators are available; for easiest access to the working area it is recommended to take the stairs leading through the stands.

TELECOPIERS — Due to the increasing use of Xerox Telecopiers and other copying devices, the Sports Information Office cannot provide telephones on press row for such devices. Persons planning to use such devices at the Edwards Stadium press box should make their own arrangements with Pacific Bell Telephone representative Dennis Rozelle (415) 645-7488. Phones will be available in the Sports Information office located in Harmon Gym.

SERVICES — Working press will receive a program and scorecard and complete summaries of all Intercollegiate Men's track meets at Edwards Stadium.

TICKET INFORMATION

UNIVERSITY OF CALIFORNIA

Date	Event	Time	Adult	High School	Child
Feb. 26	Intra-Squad & All-Comers	1:15 p.m.		NO CHARGE	
Mar. 5	San Jose St. & Sacramento St.	1:15 p.m.	\$2.50	\$1.50	\$1.00
Mar. 12	San Diego State	1:15 p.m.	\$2.50	\$1.50	\$1.00
Mar. 26	Oregon St. & Bay Area Striders	1:15 p.m.	\$2.50	\$1.50	\$1.00
Apr. 16	Double Dual - Cal vs. UCLA Stanford vs. USC	1:15 p.m.	\$3.50	\$2.50	\$1.00

NOTE: All seating at Edwards Stadium is general admission. There is no reserved seating.

TRACK & FIELD SCHEDULE

1977 CALIFORNIA

Date	Opponent	Place	Time
Feb. 26	Intra-Squad & All Comers	Laney College	1:15 p.m.
Mar. 5	San Jose St. & Sacramento St.	Laney College	1:15 p.m.
Mar. 12	San Diego State	Laney College	1:15 p.m.
Mar. 19	Stanford Relays	at Stanford	
Mar. 26	Oregon State	Edwards Stadium	1:15 p.m.
Apr. 2	Double Dual: Cal vs. USC Stanford vs. UCLA	at UCLA at Tempe	1:15 p.m. 1:15 p.m.
Apr. 9	Arizona State		
Apr. 16	Double Dual: Cal vs. UCLA Stanford vs. USC	Edwards Stadium	1:15 p.m.
Apr. 23	Fresno State	at Fresno	1:15 p.m.
Apr. 30	Stanford	at Stanford	1:15 p.m.
May 6-7	West Coast Relays	at Fresno	11 p.m.
May 13-14	Pac-8 Championships	at UCLA	
May 21	California Relays	at Modesto	12 Noon
May 31-Jun. 4	NCAA Championships	at Champaign, Ill.	

1977 CALIFORNIA TRACK OUTLOOK

Head Coach Erv Hunt feels that this University of California track team is "the best I have had since coming to Cal. It has more quality and depth and the entire team has a new outlook for the season."

For anyone that knows the usually reserved Hunt, that is a somewhat bold statement. But it is based on the fifth year coach's philosophy of starting slow and steadily improving through the season.

"It is our philosophy that Pac-8 and NCAA champions are much more important than dual-meet champions."

Hunt further noted that this team is expected to come into full stride in April after the opening of spring quarter when several late comers will join the squad. And Hunt hopes that sprinter Wesley Walker will be in peak form by then.

"We will have some excellent performances by that time, but, as a squad the times and distances will start falling into place in mid-season."

The coach's optimism is based on a much stronger nucleus throughout the field and running events, despite the loss of AAU and Olympian James Robinson in the 800 meters and NCAA Champion Ed Miller in the decathlon. The depth is much stronger in that the team will be interchangeable. In most events, the personal best of the people providing depth is better than the previous year's top performers.

This year's Cal squad will be deep with talent in nearly every running event from the sprints to the distances. Hunt terms the distance runners the finest in the school's history; the half-milers a very outstanding bunch, "despite the loss of the best collegiate half-miler in the nation;" and the sprinters beginning with the 400 meters down, "the most talented, . . . strongest in terms of depth, quality, and experience, especially the 400 meter talent, than any group I've had."

The field events will get a big boost from several newcomers of high esteem, added to a couple of decathletes that will provide better depth than ever before.

"Furthermore," adds Hunt, "those people that have returned have gained from experience and I expect that they will improve in their specialties."

Hunt broke down his entire track and field squad in areas this way:

TRACK EVENTS

100-200 METERS — "We return our top two sprinters, Wesley Walker (10.1w, 20.7) and Paul Wallace (10.42w, 21.1). Both have proven their abilities, however, we will have as many as five people to choose from in these events. Eric Brown from Contra Costa JC (9.5, 21.5) has been plagued by injuries in the past but I consider him an excellent addition to our squad. Freshmen Keith Taylor (9.4w, 21.1) and Holden Smith (9.6) are going to be very exciting and could find spots on the relay teams. When we settle on our relay team for the 400 meters, I feel with excellent passes and hard work that they can break the school mark of 39.1 electric and 38.8 hand-timed."

400 METERS — "This may be our single strongest area on the squad in terms of depth, quality, and experience. I predict that they will break the school record in the 400 meter run. Wallace and Walker, both mean competitors, could open some eyes in this event. Wallace has run a block start relay time of 46.1 and will see a lot more action in this event than in the past. I know he will be a good one. Walker has a 45.4 relay leg in this event and this should be a good event for him. Taylor is something else. He is big and strong and has run a 46.8r and 47.5 as a prep. JC transfer Ron Brown had a 47.6 mark early last year before hurting his ankle. Freshman Scott Stine has run a 48.5. Wyatt Bishop was

TRACK EVENTS (Continued)

primarily a quartermiler (47.2r) before switching to the 800 meters and Domenic Marcheski has a 46.8 relay leg best. Freshman Holden Smith whom I feel has tremendous ability will also give the 400 meters a try."

800 METERS — "As I mentioned, we lost the finest collegiate half-miler in the nation, and despite that I feel that this group is outstanding. Last year we had the fourth best time in the nation (7:22.4) and won the West Coast Relays. In the two mile relay, we have six guys who have run 1:52.7 or better. John Bay (1:50.9) showed great improvement and Andy Clifford (1:50.4) could easily step down from the mile. Dan Barry who was hurt much of last season has a 1:50.4 lifetime best. Newcomers Rod Lewis of Laney JC has a 1:50.0 and 47.8r along with Domenic Marcheski of Chabot JC who has a 1:52.7. And watch last year's California State High School champ Wyatt Bishop (1:52.7, 47.2r) who had only eight previous races when he won the title. He is a converted quarter miler."

1500 METERS — "Three of our best milers from last year return. Andy Clifford will be a sophomore and I know he is capable of running under a four-minute mile. John Bay and Damon Wood are both excellent milers and capable of running in the 4:02-4:04 range along with Brad Duffey. This group is capable of stepping down if necessary and if we ran into problems our long distance people could step down and do a very fine job. I feel very fortunate that we have such flexibility in these events."

DISTANCES — "Everyone returns from last year and I think we have the best distance runners in the school's history. We have outstanding quality in Gary Blume (13:47.2) and Brad Duffey (13:45.8). We will also have Hal Schultz joining us and he has a 13:52.0 time while in high school. All three of these runners can run either the mile or steeple-chase."

HURDLES — "Carl Florant is our best hurdler and was outstanding last year. He broke the school record on a couple of occasions (13.6) and I feel he will go 13.5 this year. He is a dedicated athlete and a hard worker. Mike Crittenden will join us this year and I feel that he is capable of reaching Carl's level with hard work. He is blessed with sprinter's speed. He is the type of hurdler that can run with Florant and I've been looking for, with time and experience. We will have sophomore Mark Uribe back this year and I feel he will improve greatly on last year's performance. Despite being sick much of last year, Mark broke the freshman record with a 53.1 time. Both Florant and Crittenden will enter this event because it will help their 110 meter performances and give us added depth."

RELAYS

1600 METERS — "We had the second fastest Pac-8 relay time ever last year at the NCAA's with a 3:03.9 which broke the school record and I think we have a nucleus to run faster this year. Our relay teams have had the fastest times in the past two years among California schools in this event (3:04.5 in 1975 and 3:03.9 in 1976). Wallace (46.1), Walker (45.4r), Taylor (46.8r), Braun (47.0r), Bishop (47.2r), and Marcheski (46.8r) form the nucleus of this group."

400 METERS — "Like the 1600 meters, we have recorded the second fastest time ever among Pac-8 schools (39.1e in 1975), and with the nucleus that returns and the newcomers they could very well challenge that mark. We will not be searching for people to fill in this year and it will be very hard to choose the relay foursome. I feel they can break the school record; I feel very confident of that."

FIELD EVENTS

DECATHLON — "It will be very hard to replace Ed Miller who won the NCAA championship last year. But I feel we have a couple of newcomers who can see what rewards Ed received from

FIELD EVENTS (Continued)

that hard work. Potentially we should be stronger. State JC champion Tori Lewis is big like Miller (6-4, 200), and he enters with a PR of 16' in the pole vault which placed him third in the state meet. Lewis has also thrown the javelin over 200 feet. Craig Canfield from Chabot JC is relatively new to the event but has great potential. He has gone 6'6" in the HJ and 24'4" in the long jump and has fine times in the sprints. Bill Hibner also returns and will concentrate on the decathlon where he has personal bests of 15.0 in the hurdles, 23'6" in the LJ, 54.0 in the IH, and over 200 feet in the javelin."

HIGH JUMP — "Well, of course, John Lane, the State High School champ was one of our finest additions. He is a consistent 7'0" jumper and we feel he was definitely one of the top preps in the nation. He should continue to improve with work, combining that with his excellent ability to expect big things out of him. Canfield could give us some depth. And we expect Mark Maxhan a 6'11" high jumper from Fullerton to enroll in the spring. We should be solid in the high jump."

POLE VAULT — "This, we feel, is a real strong event for us based on a lot of experience. Larry Hintz set the school record thus becoming the first 17'0" pole vaulter in Cal history last year. He has proven to be a consistent 16'6" to 16'10" vaulter and based on his big meet competition experience we feel confident that he will be a consistent 17 footer. Ryon Payton will show big improvement over last year. Tori Lewis could be expected to contribute since he has gone 16'0" which placed 3rd in the state meet last year. Field event coach Wedel feels he could possibly be a 16'8" to 17 footer. Tom Philbert, third in the high school state meet in 1976 (15'1") gives depth."

LONG JUMP — "This was not a very strong event for us last year but we are going to improve. Canfield has jumped 24'4" which is better than anybody did last year. Ralph Dangerfield is an excellent prospect and has a best of 23'10" (9.7-100 and 48.7-400 meters). Both Mark Thorp and Mike Dobbins return and should improve over last year."

TRIPLE JUMP — "We are looking for development through experience and work. Both Dobbins (49'3") and Thorp 50'1¾") show signs of big improvement over last year. They will carry the burden again this year. Brent Holden will add depth here."

SHOT PUT/DISCUS — "These two events will be vastly improved over last year. Scott Overton returns after redshirting last year. He has thrown the discus 185'. In 1975 he lost only one dual meet. He was an NCAA finalist as well. He has a shot put best of 53'6". State JC champ Paul Santiago will be our main shot putter with a career best of 57'¾". He was undefeated last year in JC competition. He also threw the discus 181'2". Both discus throwers are well above any performance we received last year. Also out is Craig Watkins who had a prep best of 181' in the discus and a 19'6" shot put two years ago at Mitty High School. Tom Carr of Ventura JC is another candidate with a seasonal best of 150'. This will certainly be one of our most improved areas."

JAVELIN — "We are expecting a lot of improvement in this area as well. We have three people who enter with personal bests that match last year's performances. Tori Lewis has a best of 205', Bill Hibner has a throw of 203', and freshman Doug Cooper has a throw of 199'. However, we feel very confident that this trio alone is a considerable improvement over last year. But Tom Walker of Chabot JC will enroll in the spring and he took third in the state JC meet last year. His best is 247'9". He will give us a high-caliber javelin thrower that we have been missing for some time."

STEEPLECHASE — "Mark Llwellyn and Dave Vellequette are our top performers as of right now. I expect to try our distance runners along the way to see how they do in this event."

ERV HUNT

HEAD COACH
UNIVERSITY OF CALIFORNIA

Hunt is entering his fifth season as the California track coach. He is only the sixth man to hold the position in the school's 76 years of track and field history.

At the time of his appointment by former track coach and currently athletic director Dave Maggard, Hunt was the youngest coach ever named to a head position at the University of California.

Hunt has accomplished many things in his short four year span as head coach including an impressive 24-11 dual meet record which includes four consecutive victories over Oregon St. Previously Cal had only beaten OSU once in dual meet competition.



Born and raised in Fresno, Calif., Hunt enjoyed both an outstanding prep and collegiate career in his hometown. He was a three sport athlete at Edison H.S. where he was a standout defensive back in football; played guard in basketball and ran the hurdles in track.

His 14.0 time in the 120 high hurdles was the fastest JC time in the United States in 1969. He finished second in the State JC meet that year. He also ran a 37.7 in the 330 intermediate hurdles that same year. Hunt also "toiled" with several field events, most notably his 49'8" triple jump.

He transferred to Fresno St. on a football-track scholarship following his two years at Fresno CC. Hunt played defensive back under Darrell Rogers, now at Michigan St. He won Little All-American honors as the Bulldogs won two conference titles.

At the conclusion of his college football he was chosen in the sixth round by the Green Bay Packers. He suffered a back injury in his second season as a pro which forced an early retirement.

Following his brief pro stint, Hunt returned to Fresno and taught elementary school for a brief time before teaching at Clovis H.S.

In 1972, Cal's head track coach Dave Maggard hired Hunt to handle the runners.

Hunt's accomplishments went beyond the playing field. In 1968 he was chosen by the Fellowship of Christian Athletes as the "Scholar-Athlete of the Year".

Erv and his lovely wife Jackie make their home in Richmond with their two children, Jamie, 5, and newly born Ericka.

JOHN WEDEL

ASSISTANT TRACK COACH
UNIVERSITY OF CALIFORNIA

Wedel returns for his second season with Erv Hunt, handling the Cal field event performers, something that he had done very successfully prior to coming to Cal and something that he continued to do once at Cal.

After three successful seasons under head track Ted Banks at the University of Texas-El Paso, Wedel returned to his native California in the fall of 1975.

Working closely with the field event people at Cal last year, the Golden Bears' field event performances were impressive in many areas. The most notable was the NCAA title won by decathlete Ed Miller, Larry Hintz's becoming the first 17' pole vaulter in the school's history, and numerous personal bests including Tom Murphy's 7'0" high jump and his qualifying as a finalist in the NCAA meet.



While at UTEP in a similar capacity, the Miners won two consecutive NCAA outdoor titles and one indoor title. In the indoor meet the field event performers accounted for 30 of the 38 championship points.

Wedel was born and raised in the Los Angeles area. He attended Lynwood HS where he graduated in 1965. He developed into a fine high jumper at Compton JC

where he had a leap of 6'8".

His junior year he moved on to the University of Arizona where he high jumped 7'0", which marked him as the second man in that school's history to clear that barrier.

Wedel was offered a position of working under Jack Rose at Long Beach St. It was his association with another of Rose's assistants, Ted Banks, that led to the El Paso move, because in 1973, Banks was appointed the head track coach at the University.

BRIAN MAXWELL

ASSISTANT TRACK COACH
DISTANCE RUNNERS



Maxwell returns for his second season helping Hunt with the Cal distance runners. He also coached the cross-country team this past fall. Two years ago, Maxwell was one of Cal's top two and three milers. He narrowly missed earning a berth on Canada's Olympic team this past summer as a marathoner.

Born in London, England, he attended Victoria Park High School in Toronto, Canada. As a Canadian prep, Maxwell was the Canadian junior 5000 meters champion and later ran the fourth fastest Canadian national 10,000 meters time (28:58.4). While at Cal, he established the fifth fastest two and three mile times as well as the school's fourth fastest 3000 meters time.

50 Years At CAL

AL RAGAN

"THE SPECIAL COACH"

Al Ragan assumes the title of "Special Assignments" coach and the title could not be more appropriate as he is a special man with a very special California association.

Ragan begins his Golden Anniversary with the University of California track dating back to 1928. It is unprecedented in coaching ranks at Cal and should undoubtedly rank among the longest associations in sports anywhere.

Ragan first came to Cal as a sophomore in 1925 where he was to win three letters as a hurdler for the Golden Bears before graduating in 1927.



However, he served as both Walter Christie's and Brutus Hamilton's assistant during a period that spanned from 1928 until Hamilton retired in 1965. Ragan himself was near retirement at the time and stayed on as new coach Sam Bell's assistant.

Despite an announced retirement in 1968 when he reached the mandatory retirement age, the quiet gentleman continued to serve Cal as an assistant to current athletic director Dave Maggard during his tenure as track coach and current coach Erv Hunt.

It keeps intact his incredible streak of having served every head track coach in Cal history dating back to Walter Christie through Hunt.

Ragan himself served as head track coach for three years during World War II, 1943-45, in Hamilton's absence.

His 1943 Cal team beat USC, the last time a Gold Bear team has accomplished this feat. That same team also went on to take second place in the NCAA Championship later in the season.


Migrating from Missouri as a youngster, Ragan was brought up in the Modesto area where he attended high school and later Modesto Junior College.

Al and his lovely wife, Fern, make their home in Berkeley and will be celebrating their 47th wedding anniversary this year. They have three children and four grandchildren.



Brutus Hamilton and Al Ragan

DAN BARRY 800-MILE SENIOR 1:50.4



Returns this season healthy following a minor leg injury last season which limited his participation. One of Cal's top half-milers. Transferred to Cal in '76 after taking second in the Metro Conference while attending LA Pierce JC. Has a lifetime best in the 800 meters of 1:50.4 and a mile best of 4:14.9. Won the L.A. city high school 660 titles in the B and C divisions while attending Taft High School. Also took a third in the 800

meters at the California State JC meet in 1975.

JOHN BAY 800-MILE SENIOR 1:50.9



Ran his lifetime best 1:50.9 against Fresno State last year. His best 1500 meters 3:49.7 against Stanford ranks as the seventh best in Cal record books. Member of the two-mile relay team that won the West Coast Relays in Fresno last year with a time of 7:22.4, fourth best time in the U.S. last season. He will alternate between the 800 meters and the 1500 meters again this season. Attended Palo Altos Gunn High School where he

also performed in the long jump and triple jump (46'5/2"). Pursuing an individual major with his sights on law school, maintaining a 3.5 GPA. Married, wife's name is Beth.

GARY BLUME DISTANCES JUNIOR 14:16.4/30:19.8



Developed into a fine distance runner last year. Currently holds the third best 5000 meter time at Cal 14:16.4 and the second best 10,000 meter time of 30:19.8. Hunt feels that he and Brad Duffey might be "the two finest distance runners in Cal history". Finished eighth in the Pac-8 Cross Country Championships this past fall with a time of 30:54.0. Could step down to the mile if needed. Last year ran a 3:53.5 in the 1500 meters. Graduate


of Marina High School in San Diego.

ERIC BROWN SPRINTER JUNIOR 10.4/20.5



Enters Cal after spending two years at Contra Costa JC in Richmond. Hunt feels that he is potentially a great sprinter. Hampered last year with injuries. As a freshman he finished third in California State Junior College meet in the 200 meters. Prepped at DeAnza High School in Richmond, where he finished third in the Central North Coast Section meet two consecutive years. Should compete strongly for a spot on the 400 meter relay team.

RON BROWN 400 METERS SOPHOMORE 47.5



Transfer from Diablo Valley College. He also suffered some minor injuries last season after recording a 47.5 mark early in the season. Hunt thinks that he will be a consistent performer in the 400 meters and strong candidate for a relay leg in the 1600 meters. Prepped at Kennedy High School in Richmond. Ran 1:54.5 in the 880. Hunt thinks he has a lot of quality and potential. Finished sixth at California JC Meet in the 400 as a freshman.

GREG CANFIELD DECATHLON JUNIOR 6817



Recorded his personal best of 6817 early this February at Cal All-Comers Decathlon. Finished third in last year's JC meet with 6710 behind Tori Lewis now at Cal. Canfield could also give Cal a big lift in the long jump, taking 7th in the State meet with a jump of 24'4". Prepped at Dublin High School where he won the East Bay Athletic League LJ, LH and was a member of the 400 meter relay. Coaches also feel that he could add some depth to

the high jump and triple jump events.

ANDY CLIFFORD 800-1500 SOPHOMORE 3:47.7



Enjoyed a fine freshman year in 1976. Recorded his best time at UCLA with a winning performance of 3:47.8. Ran a 800 meter best of 1:51.1 last year. Hunt figures to use him in both events although he should be Cal's top 1500 meter runner. Runner-up in the State high school meet in 1974 while attending Sunnyside High School in Fullerton. Has a lifetime best of 4:06.7 in the mile and 1:50.4 in the 880. Majoring in

Physical Education while maintaining a 3.5 GPA.

MIKE CRITTENDEN**110 HH JUNIOR 13.9w**

Hunt feels that he is more of a sprinter type hurdler because of his fine speed. Finished sixth in the California JC meet last year while participating for Contra Costa JC, despite some minor leg injuries. Prepped at John F. Kennedy High School in nearby Richmond. Has run a 48.4 400 meters, 21.8 220 and performed on both relay teams. Coach feels that with hard work and time he could be up with Florant in terms of time.


RALPH DANGERFIELD LONG JUMP JUNIOR 23'10"

Transfer from Lancy Junior College in Oakland. Hunt looks for him to be a big help for the Bears. His lifetime best of 23'10" surpasses any performance by a Bear last season. Prepped at Oakland Tech. Placed in the Golden Gate Conference meet in the long jump with teammate Greg Canfield.

MIKE DOBBINS TRIPLE JUMP SOPHOMORE 49'3"

to the All-Northern California prep football team while at Merced.

Suffered through a disappointing freshman year with a seasonal best jump of 48'10½". Entered Cal after winning the State High School meet with a lifetime best of 49'3" while attending Merced High School. Finished second in the West Coast Relays in 1975. Doubled in the long jump where he was a consistent 23' plus performer. Coaches expect him to regain his form after an off-season in '76. Named

BRAD DUFFEY DISTANCES SENIOR 13:45.8

Duffey ranks as the University of California's second best 5000 meter runner ever and he could well improve that this season. Very versatile in that he can drop to the 1500 meters where he ran a '76 best 3:53.0 in a winning time against USC. Has run a '76 best 8:58.0 in the two-mile early last year. In 1974, he set the Cal's second best mark in the two-mile of 8:52.8. He twice won the SF City cross-country and mile titles while at Lowell

High School. Comes from Cal family where both parents, brother and sister attended the Berkeley campus.

CARL FLORANT**110 HH SENIOR 13.6**

best of 13.6 while at Palo Alto High School where he twice won SPAL titles.

Came on late last season to break the school record for the second year in a row as he ran a 13.6 at the West Coast Relays. Qualified for the Olympic Trials where he had a fine heat and qualified for the semi finals. Hunt feels strongly that he will lower the school record again in '77. Incredibly hard and dedicated worker. Finished fourth in the Pac-8 Championships in '75 and scored points with his sixth place finish last year. Had a prep

BILL HIBNER DECATHLON SENIOR 6817

and performed two years at Fresno JC.

Provided the Bears with scoring depth in dual meet competition in the long jump and javelin. Hibner was a consistent 22' plus long jumper including a 23¾" best in '76. Javelin might be his best event as he was a consistent 190' javelin thrower which includes his '76 and lifetime best of 200¼" against USC. Scored 6817 points in the decathlon early this year at the Cal All-Comers Meet held in February. Prepped at McLane High School in Fresno

LARRY HINTZ POLE VAULT JUNIOR 17¼"

be considered a consistent 16'6" to 16'10" vaulter and should emerge into a consistent 17 footer this year. Prepped at Buscher High School in San Jose.

Developed into Cal's first ever 17' pole vaulter as a sophomore. Coaches credit his improvement to hard work. Finished third in the Pac-8 meet based on fewer misses where he cleared the 17' barrier. The first Cal pole vault finisher in the Pac-8 meet since Larry Anderson in 1954. Consistently improved his marks in 1976 setting the school record on three different occasions before reaching the 17' zenith. Coaches feel that he is now to

JOHN LANE HIGH JUMP FRESHMAN 7'0"



Considered one of the finest preps in the nation last year. His lifetime best of 7' ranks as the fifth best leap by a prep in 1976. Cal coaches feel that with hard work he is capable of going 7'2" as a freshman. Incredible natural ability and the lack of high school basketball will give him the benefit of early track training. Won the California High School State title with another 7'0" leap and finished second in the Nationals while attending

American High School in nearby Fremont, California.

TORI LEWIS DECATHLON JUNIOR 6941



Lewis enters Cal with more potential than last year's NCAA champ Ed Miller, according to field events coach John Wedel. Won the California State Junior College decathlon championships last year with a 6859 point total. He finished third in the pole vault with a 16'1" leap, and a javelin throw of 200 feet. His 6941 came early this season at the Cal-All-Comers meet held in early February. Was a top hurdler and pole vaulter

as a prep in the Idaho State High School meet. Later transferred to Hancock JC where he won recognition as a decathlete.

SCOTT OVERTON DISCUS/SHOTPUT SENIOR 180'4"



Returns for his senior season with the Bears after redshirt year in 1976. As a junior in 1975, he had his California best discus throw of 177'10", which ranks as the third best in the Cal record books. Also has a Cal throw of 168'10", which ranks as the tenth best. Qualified at the finals of the 1975 NCAA meet. Earlier this year at an All-Comers meet he had a toss of 180'4". He had a prep best of 204'4" which was not recognized for a national record. Won the high school State Meet while at Los Altos High School.

RYAN PATON POLE VAULT SENIOR 16'



Returns for his second season with the Bears. Gave the Bears a strong one-two punch in the pole vault along with Hintz. Proved to be a consistent 16 footer last year and coaches feel that he will improve this season. Won the Golden Gate Conference meet while at San Mateo JC. Had a personal best of 16'1½". Finished sixth in the state JC meet in '75.


PAUL SANTIAGO SHOTPUT/DISCUS JUNIOR 57¾"



One of the Bears top newcomers. Won the California State JC meet last year with a 56'9" throw; also took fifth in the discus while competing at American River JC. Has a junior college discus best of 181'6", which should give Cal strong depth along with Overton in that event. Figures to be an immediate threat to break Dave Maggard's 15 year old school record of 59'8¾" in the shot put. Attended High-


land High School in Sacramento, where he had a shot put best of 57" and a discus best of 154'.

HAROLD SCHULZ DISTANCES FRESHMAN 14:22.0




Very impressive freshman distance runner. Finished third in the AAU junior Cross-Country Championships at San Diego. His time of 23:14 over the 7000 meter course earned him a right to represent the U.S. in March at the World Championships in Dusseldorf, Germany. Ran the third fastest three-mile time (13:52) in the nation last year among preps. Prepped at Redwood High School in Greenbrae. A pre-Optometry major with a 3.8 GPA.

HOLDEN SMITH SPRINTS FRESHMAN 9.6



Starting wide receiver on the varsity football this last fall. Never participated in track prior to last summer. Outstanding baseball player in high school. After being coaxed into trying track he won the opportunity to advance to the National Junior Olympics in Nashville, Tenn. Took second with a 9.7 while not using starting blocks. Hunt thinks he will be a strong member of the relay teams. Could run in any event from 100 to 400 meters. Prepped at Los Gatos High School.

KEITH TAYLOR **SPRINTS** **FRESHMAN** **9.4/21.1/47.8**



Impressive athlete, 6-5, 180 pounds with tremendous speed. Plays on the JV basketball team at Cal. Prepped at Piedmont Hills High School in San Jose. Thrice ran 9.4 100's, ran relay legs of 46.8, 20.8 and a two-mile relay leg of 1:55.8. Won the 400 meters title in his conference, regional and sectional meets. Beat the state 400 meters champ in semi finals but was disqualified for stepping on the lane marker. Broke the Central Coast

Section meet record with a 9.5 time. Won the West Coast Relays as a junior with a 9.6 time.

MARK THORP **LJ/TJ** **SENIOR** **24'2"/50'1 1/4"**



Showed tremendous improvement with his performances in both the triple and long jumps. Broke 50' barrier for the first time in his life against Oregon State. Showed consistency in both events as he scored points in both events in nearly every '76 meet. Beat Stanford's James Lofton in dual meet competition last year. Had a personal long jump best of 23'1 1/4" against Arizona State. Back for his third season with the Bear varsity.

Prepped at Cupertino High School in San Jose.

MARK URIBE **400 IH** **SOPHOMORE** **53.1**



Broke the frosh school record last year with his 53.1 late last season. He was sick much of last season which slowed him up early in the year. Hunt thinks he is a promising performer. Entered Cal as a very talented and versatile prep at Roseville High School. Had personal best of 14.0 in the 120 HH; 18.9 in the 180 LH; 49.5 in the 440; 21'0" in the LJ; and 43" in the triple jump. He won four conference titles in both hurdle events.

WESLEY WALKER **SPRINTER** **SENIOR** **10.1w/20.7w**



Back for his fourth season on the Bear varsity. Walker will be slow in coming into full form after undergoing knee surgery in November when he was injured in the USC game. Recorded a 10.1 wind aided time in the Brotherhood Games at Laney last year. He has scored points in nine different events over the past three years at the Pac-8 Championships. He has finished third in each of first three years in the 200 meters; placed each of those

years in the 100 meters and has been a member of Cal's 400 meter relay team. Was a member of Cal's school record breaking 1600 meter relay team (3:03.9) which finished third in the NCAA meet. Hunt feels that he is potentially a great 400 meter man as well. He is also a member of the school record breaking 400 meter relay team (39.), which took second in the NCAA meet. Expected to be a No.1 NFL draft pick this season. Broke Cal, Pac-8 and NCAA records as a wide receiver. Broke the NCAA mark for average game per catch - career - 25.7 yards per catch. Prepped at Carson High School in Torrance. Won the LA City track titles in the 100 and 220.

PAUL WALLACE **SPRINTER** **SENIOR** **10.4w/21.1**



Like Walker, Wallace was an integral part of the Cal relay team's success last year. Hunt also likes Wallace's potential as a 400 meter participant. His best performance in the 200 meters in '76 came against UCLA when he beat Bennie Myles with a winning time of 21.2. Hunt states, "that he runs the third leg of the 400 relay as well as anyone in the country. He is a tough competitor." Ran a 46.1 leg in the third place 1600 meter relay

finish. Prepped at Hamilton High School in Los Angeles where he was a member of the State champion relay team in 1973.

DAMON WOOD **1500 METERS** **SENIOR** **3:49.8**



One of the Bears top three milers from last year. Has the ability to step up, led a Cal sweep in the 5000 meters against USC last year with a 14:58.8. Should give the Bears a formidable trio with Clifford and Bay in the 1500 meters. Prepped at Woodside High School before entering College of San Mateo, where he won the Golden Gate Conference two mile. Has a lifetime best of 9:25 in that event.

DUAL MEETS

CALIFORNIA vs. SACRAMENTO STATE

March 5th at Laney College

Event	Record	Name, School, Year
3000SC	9:31.0	Steve Carroll (Cal)1971
400 M	40.4	Smith, Curtis, Masters, Hart (Cal). . .1971
1500	3:51.3	Cliff West (Cal)1970
110HH	14.0	McKinley Mosley (Cal).1976
400	47.1	Dave Archibald (Cal).1964
100	10.4	Eddie Hart (Cal).1971
800	1:50.9	Marty Ziebarth (Cal).1964
200	21.3	Issac Curtis (Cal)1971
		Ralph Ligons (SSC).1972
400IH	52.4	Bob McLennan (Cal)1969
2-Mile	8:55.8	Wolfgang Schmulewicz (Cal). . . .1974
1600 M	3:11.0	Courchesne, Fishback, Beaty, Archibald (Cal)1964
		Terry Lewis (Cal)1971
Shot Put	57'4"	Jim Penrose (Cal).1972
Discus	177'9"	Bruce Kennedy (Cal).1970
Javelin	240'8"	Tom Murphy (Cal)1976
High Jump	6'10"	Mal MacFarlane (Cal).1972
		Larry Hintz (Cal)1976
Pole Vault	16'6½"	Dave Chen (SSC)1969
Long Jump	23'11½"	Jim Fraser (Cal).1970
Triple Jump	50'6½"	

PREVIOUS SCORES

1964—Nonscoring	1971—Cal 122, SSC 30
1969—Cal 123, SSC 29	1972—Cal 103, SSC 42
1970—Cal 140, SSC 14	1974—Cal 100, SSC 35

CALIFORNIA vs. SAN DIEGO STATE

March 12th at Edwards Stadium

Event	Record	Name, School, Year
3000 SC	9:27.6	Skip Crowley (SDS)1968
400 Relay	40.3	Ferguson, Wheeler, Williams, Miller (SDS)1976
1500 M	3:49.8	John Colson (SDS)1968
110HH	14.0	Carl Florant (Cal).1976
400	47.1	James Robinson (Cal)1975, 76
100	10.4	Eddie Hart (Cal).1970
800	1:50.1	Jerry Tallon (Cal).1968
220	21.1	Don Miller (SDS)1976
400 IH	51.0	Wes Williams (SDS).1970
5000	14:31.3	Bob Waldon (Cal).1969
1600 M	3:11.5	McCrary, Hengl, Jackson, D. Smith (Cal).1968
		Terry Lewis (Cal)1970
Shot Put	55'10½"	Jim Penrose (Cal)1970
Discus	179'9"	Gary Pennington (Cal)1969
Javelin	248'7"	Clarence Johnson (Cal).1968
High Jump	7'1"	Dennis Drew, Larry Hintz (Cal). . .1975
Pole Vault	15'6"	Larry Hintz, Ryon Payton (Cal). . .1976
		Arnie Robinson (SDS)1970
Long Jump	23'8"	Tom Bush (SDS)1976
Triple Jump	48'9¼"	

PREVIOUS SCORES

1968—Cal 109, SDS 36	1975—Cal 96, SDS 49
1969—Cal 95, SDS 59	1976—Cal 78, SDS 67
1970—Cal 97, SDS 52	

CALIFORNIA vs. SAN JOSE STATE

March 5th at Laney College

Event	Record	Name, School, Year
3000 SC	9:20.6	Steve Carroll (Cal).1971
400 Relay	39.6	Couser, Masters, Curtis, Hart (Cal) .1970
1500	3:49.8	Pete Santos (SJS)1966
110HH	14.1	George Carty (SJS)1970
400	46.2	Lee Evans (SJS)1967
100	10.2	Kirk Clayton (SJS)1970
800	1:50.1	Devone Smith (Cal).1968
200	20.5	Tommie Smith (SJS)1965
400IH	51.4	Paddy McCrary (Cal).1968
5000	14:38.1	Bob Waldon (Cal).1970
1600 M	3:08.0	Courchesne, Fishback, Beaty, Archibald1965
		Greg Born (SJS).1972
Shot Put	59'2"	Jim Penrose (Cal)1972
Discus	182'1"	Bruce Kennedy (Cal).1970
Javelin	249'10"	Clarence Johnson (Cal).1968
High Jump	7'1"	Chris Papanicolaou (SJS).1967
Pole Vault	16'5"	Cebron Russ (Cal).1959
Long Jump	25'1"	Rich Dunn (Cal).1971
Triple Jump	50'2¼"	

PREVIOUS SCORES

1934—Cal 111 2/3, SJS 19 1/3	1963—SJS 81, Cal 64
1943—Cal 107, SJS 24	1964—SJS 98, Cal 47
1955—SJS 72, Cal 59	1965—SJS 98, Cal 46
1956—Cal 80, SJS 50	1966—SJS 85, Cal 60
1957—Cal 73½, SJS 45	1967—Cal 82, SJS 63
1958—SJS 76 1/3, Cal 69 2/3	1968—SJS 87, Cal 58
1959—SJS 66, Cal 65	1970—Cal 84, SJS 70
1960—SJS 84, Cal 47	1971—Cal 93, SJS 61
1961—SJS 76½, Cal 54½	1972—Cal 83, SJS 62
1962—SJS 100 1/3, Cal 30 2/3	

CALIFORNIA vs. OREGON STATE

March 26th at Edwards Stadium

Event	Record	Name, School, Year
3000SC	9:09.3	Jim Barkley (OSU)1969
400 Relay	39.7	Smith, Parish, Mayes, Turner (OSU)1968
1500	3:41.6	Hailu Ebba (OSU).1972
110HH	13.9	Carl Florant (Cal).1976
400	46.4	Steve Pencoast (OSU)1967
100	10.2	Willie Turner (OSU)1968
800	1:48.6	James Robinson (Cal)1975
200	20.9	Willie Turner (OSU)1968
400IH	51.7	Paddy McCrary (Cal).1967
5000	14:10.5	Randy Brown (OSU).1976
1600	3:11.5	Diehl, Hengl, Weddle, D. Smith (Cal).1968
		Terry Lewis (Cal)1971
Shot Put	59'5½"	Jim Penrose (Cal)1972
Discus	187'5"	Jim Judd (OSU).1973
Javelin	247'10"	Mike Fleer (OSU).1975
High Jump	7'½"	Larry Hintz (Cal)1976
Pole Vault	16'10"	Darrell Horn (OSU).1961
Long Jump	25'6½"	Craig Conway (Cal).1972
Triple Jump	51'2½"	

1960—Cal 76½, OSU 54½	1968—OSU 76, Cal 69
1961—OSU 98 6/10, Cal 32 4/10	1969—OSU 84, Cal 70
1962—OSU 93, Cal 38	1971—Cal 85, OSU 60
1964—OSU 82, Cal 63	1972—OSU 73, Cal 72
1965—OSU 82, Cal 63	1973—Cal 84½, OSU 60½
1966—OSU 75, Cal 70	1975—Cal 76, OSU 69
1967—OSU 84½, Cal 60½	1976—Cal 89, OSU 56

CALIFORNIA vs. SOUTHERN CAL

April 2nd at UCLA

Event	Record	Name, School, Year
3000SC	9:16.2	Curtis Jones (SC)1969
400 Relay	39.2	McCullough, Kuller, Simpson, Miller (SC)1968
		Brown, Garrison, Pharris, Deckard (SC)1971
1500	3:47.0	John Link (SC)1968
		Neil Duggan (SC)1968
110HH	13.3	Earl McCullough (SC)1968
400	46.6	Edesel Garrison (SC)1971
		Ken Randle (SC)1973
100	10.3	Lennox Miller (SC)1968
		Eddie Hart (Cal)1971
800 M	1:46.9	Don Quarrie (SC)1972
		James Robinson (Cal)1976
200	20.4	Willie Deckard (SC)1971
400IH	51.3	Rick Graybehl (SC)1976
5000	14:34.8	Wolfgang Schmulewicz (Cal)1973
1600 Relay	3:08.8	Andrews, Baxter, Campbell, Jones (SC)1974
		Dave Murphy (SC)1970
Shot Put	63'3½"	Darrell Elder (SC)1976
Discus	195'0"	Bob Sbordone (SC)1960
Javelin	256'10"	Dean Owens (SC)1973
High Jump	7'2¼"	Russ Rogers (SC)1975
Pole Vault	17'1½"	Henry Hines (SC)1971
Long Jump	25'3¾"	Don Bryson (SC)1975
Triple Jump	53'2"	

PREVIOUS SCORES

1907—California 89-33	1942—USC 81 2/3-49 1/3
1908—California 65½-56½	1943—California 89½-40½
1909—California 92-30	1944—USC 83-48
1910—California 91-31	1945—USC 73-58
1911—California 80-42	1945—USC 69-49
1912—California 66 1/3-55 2/3	1946—USC 75½-55½
1913—USC 67-55	1947—USC 77½-53½
1914—USC 67 1/3-54 2/3	1948—USC 73-58
1915—California 84 2/3-37 1/3	1949—USC 84½-46½
1916—California 83 2/5-38 3/5	1950—USC 88-43
1917—California 86½-44½	1951—USC 102½-28½
1920—California 75½-42½	1952—USC 76 1/6-54 5/6
1920—California 93-31	1953—USC 78-53
1921—California 88½-41½	1954—USC 86 2/3-44 1/3
1921—California 105-26	1955—USC 107¼-23¾
1922—California 93-38	1956—USC 96-35
1922—California 92-34	1957—USC 86-45
1923—California 73-58	1958—USC 91½-39½
1923—California 81-50	1959—USC 80 2/3-50 1/3
1924—California 69 5/12-61 7/12	1960—USC 85-46
1926—USC 82-49	1961—USC 101½-29½
1927—USC 76½-54½	1962—USC 88-43
1928—USC 72½-58½	1963—USC 97-48
1929—USC 96-35	1964—USC 75-70
1930—USC 105-26	1965—USC 86-64
1931—USC 103-28	1966—USC 102-43
1932—USC 102 1/3-28 2/3	1967—USC 85-60
1933—USC 94½-36½	1968—USC 102-43
1934—USC 69-62	1969—USC 106-47
1935—USC 70 5/6-60 1/6	1970—USC 77-76
1936—USC 93-38	1971—USC 101-43
1937—USC 79-52	1972—USC 93-52
1938—USC 74½-56½	1973—USC 91-54
1939—USC 81-50	1974—USC 93½-51½
1940—USC 72½-58½	1975—USC 75½-50½
1941—USC 74-57	1976—USC 100-45

CALIFORNIA vs. ARIZONA STATE

April 9th at Tempe, Arizona

Event	Record	Name, School, Year
3000SC	9:04.0	Emerson Davis (Cal)1974
400 Relay	39.1	Wells, Williams, McCollough, Frazier (ASU)1975
1500	3:49.8	Cliff West (Cal)1971
110HH	14.0	Gary Burl (ASU)1975
400	45.5	Herm Frazier (ASU)1975
100	10.4	Eddie Hart (Cal)1971
		Steve Williams (ASU)1975
800	1:49.8	John Drew (Cal)1971
400HH	51.0	Rich Walker (ASU)1975
200	20.6	Steve Williams (ASU)1975
		Bob Boglione (ASU)1971
5000	14:20.7	Wolfgang Schmulewicz (Cal)1975
1600 Relay	3:08.3	Fletcher, McKinze, McCullough, Frazier (ASU)1975
		Ron Semkiw (ASU)1973
Shot Put	61'4¾"	Jim Penrose (Cal)1972
Discus	186'4"	Mark Murro (ASU)1969
Javelin	261'9"	Clarence Johnson (Cal)1969
High Jump	7'0"	Paul Underwood1976
		Mark Herman (ASU)1975
Pole Vault	16'9¼"	Darryl Hughes (ASU)1975
Long Jump	25'7½"	Trevor Hall (ASU)1975
Triple Jump	51'1½"	

PREVIOUS SCORES

1963—Cal 88-57	1973—ASU 81-73
1965—ASU 80-64	1974—Cal 80-72
1969—Cal 74-66	1975—ASU 89½-63½
1971—Cal 105-43	1976—ASU 80-65
1972—Cal 92-48	

CALIFORNIA vs. UCLA

April 16th at Edwards Stadium

Event	Record	Name, School, Year
3000SC	9:14.6	Rueben Mejia (UCLA)1971
400 Relay	39.5	Wilson, Parks, Brown, Pepper (UCLA)1974
Mile	3:40.0	Bob Day (UCLA)1966
110HH	13.6	James Owens (UCLA)1976
400	46.3	Clim Jackson (UCLA)1973
		Don Domansky (UCLA)1967
100	10.3	Reggie Robinson (UCLA)1970
800	1:48.1	Rick Brown (Cal)1974
200	20.4	Reggie Robinson (UCLA)1970
400IH	50.1	Wayne Collett (UCLA)1970
5000	14:17.8	Brad Duffy (Cal)1976
1600 Relay	3:09.4	Guerrero, Walters, Gaddis, Brown (UCLA)1973
		Steve Marcus (UCLA)1968
Shot Put	63'3¾"	Jim Penrose (Cal)1972
Discus	192'2"	Bruce Kennedy (Cal)1973
Javelin	259'8"	Jay Meisler (UCLA)1975
High Jump	7'1"	Ron Mooers (UCLA)1975
Pole Vault	17'1¼"	Johnny Johnson (UCLA)1970
Long Jump	25'7¼"	James Butts (UCLA)1972
Triple Jump	53'5¾"	

UCLA (Cont.)

PREVIOUS SCORES

1928—California 109 1/3-21 2/3	1955—UCLA 80½-50½
1933—California 72½-58½	1956—UCLA 84½-46½
1934—California 89 2/3-41 1/3	1957—UCLA 78-53
1935—California 104 2/3-26 1/3	1958—UCLA 77-54
1936—California 97-34	1959—California 77-54
1937—California 93-38	1960—UCLA 68-63
1938—California 95-36	1961—UCLA 87-43
1939—California 104 1/3-26 2/3	1962—UCLA 99-32
1940—California 92-39	1963—California 86-59
1942—California 100-31	1964—California 92-53
1943—California 112-19	1965—UCLA 75½-69½
1944—California 68-63	1966—UCLA 111-34
1945—UCLA 66-65	1967—UCLA 99½-45½
1945—California 72½-58½	1968—California 76-68
1946—UCLA 67-64	1969—UCLA 85-68
1947—UCLA 73-58	1970—UCLA 80-74
1948—UCLA 71-60	1971—UCLA 78-76
1949—California 67½-63½	1972—UCLA 95-50
1950—California 101-30	1973—UCLA 114-31
1951—UCLA 77-54	1974—UCLA 92-52
1952—California 76-55	1975—UCLA 88-57
1953—California 83½-47½	1976—UCLA 79-65
1954—California 91-40	

CALIFORNIA vs. STANFORD

April 30th at Stanford

Event	Record	Name, School, Year
3000SC	9:11.0	Emerson Davis (Cal)1973
400 Relay	39.7	Couser, Curtis, Masters, Hart (Cal) . .1970
1500	3:45.3	Don Kardong (Stanford)1971
110HH	13.9	Carl Florant (Cal)1976
400	46.6	Dave Archibald (Cal)1964
100	10.4	Don Anderson (Cal)1950
		Willie White (Cal)1958
		Larry Questad (Stanford)1965
800	1:47.8	Ernie Cunliffe (Stanford)1960
200	21.1	Larry Questad (Stanford)1965
		Dave Masters (Cal)1970
		John Nichols (Cal)1973
400IH	50.7	Randy White (Stanford)1971
5000	14:30.0	Brad Duffy (Cal)1976
1600 Relay	3:08.7	Glenn, D. Smith, Hengl, Beaty, (Cal)1966
Shot Put	61'6½"	Terry Albritton (Stanford)1973
Discus	193'2"	Dave Weill (Stanford)1963
Javelin	265'8"	Tom Colby (Stanford)1969
High Jump	7'0"	Peter Boyce (Stanford)1967
Pole Vault	16'5"	Ed Otter (Cal)1972
Long Jump	25'2½"	Gay Bryan (Stanford)1950
Triple Jump	50'8¾"	Rich Dunn (Cal)1970

PREVIOUS SCORES

1893—California 91-35	1935—California 77½-53½
1894—California 90-36	1936—Stanford 75 3/8-55 5/8
1895—California 67-45	1937—Stanford 77 1/3-53 2/3
1896—Tie 56-56	1938—California 75-56
1897—California 62½-49½	1939—California 74½-56½
1898—California 88-38	1940—Stanford 80½-50½
1899—California 74-43	1941—California 97¼-33¾
1900—California 84-34	1942—California 91-40
1901—California 85-32	1943—California 85-46
1902—California 78½-43½	1944—California 81-50
1903—Stanford 63½-58½	1947—California 81 ¼-49¼
1904—Stanford 69-53	1948—California 76-55
1905—California 72 1/3-49 2/3	1949—Stanford 74-57
1907—Stanford 65-57	1950—Stanford 80-51
1908—California 63 2/5-58 3/5	1951—Stanford 74-57
1909—Stanford 66-56	1952—Stanford 70-61
1910—Stanford 66 3/5-55 2/5	1953—California 68-63
1911—California 87 2/3-34 1/3	1954—California 80-51
1912—California 80 5/21-41 16/21	1955—Stanford 87-44
1913—Stanford 61 1/5-60 4/5	1956—Stanford 85-46
1914—Stanford 66 5/6-55 1/6	1957—California 72-59
1915—Stanford 62-60	1958—California 85-46
1916—Stanford 69-53	1959—California 78-53
1917—Stanford 67-55	1960—California 72 1/3-58 2/3
1918—Stanford 72-52	1961—California 66-65
1919—Stanford 73½-66½	1962—Stanford 88 1/3-42 2/3
1920—California 70-61	1963—Stanford 92-53
1921—California 85 2/3-45 1/3	1964—Stanford 80-65
1922—Tie 65½-65½	1965—Stanford 87-58
1923—California 82½-48½	1966—Stanford 83-62
1924—Stanford 82-49	1966—Stanford 80-65
1925—Stanford 66-65	1967—California 76-69
1926—Stanford 69-62	1968—California 100-45
1927—Stanford 90 2/3-40 1/3	1969—Stanford 87-67
1928—Stanford 90½-40½	1970—California 95-59
1929—Stanford 94 2/3-36 1/3	1971—Stanford 76-69
1930—Stanford 83 1/15-47 14/15	1972—California 92-53
1931—Stanford 101 2/3-29 1/3	1973—California 84-70
1932—Stanford 79 1/6-51 5/6	1974—California 100-44
1933—Stanford 95-36	1975—California 103-42
1934—Stanford 81-50	1976—California 95-50

CALIFORNIA vs. FRESNO STATE

April 23rd at Fresno

Event	Record	Name, School, Year
3000SC	9:35.0	Mark Llewellyn (Cal)1976
400 Relay	40.6	Strickland, Burns, Nichols, Walker (Cal)1975
1500	3:53.1	Bob House (Cal)1957
110HH	14.0	McKinley Mosley (Cal)1976
400	47.0	Steve Campbell (FSC)1976
100	10.5	Hal Davis (Cal)1943
		Leamon King (Cal)1957
800	1:48.8	Jerry Seibert (Cal)1960
200	21.1	Hal Davis (Cal)1943
400IH	53.4	Rick Roesky (Cal)1976
5000	15:03.8	Richard Aguirre (FSC)1976
1600 Relay	3:12.8	Karlsrud, Epstein, Seibert, Yerman (Cal)1960
Shot Put	56'11½"	Dave Maggard (Cal)1962
Discus	173'10"	Scott Overton (Cal)1975
Javelin	223'0"	Vic Johnson (Cal)1959
High Jump	6'10"	Jeral Richardson (FSC)1975
Pole Vault	16'4"	Dennis Drew (Cal)1975
Long Jump	24'3¾"	Gene Smith (Cal)1975
Triple Jump	48'3½"	David Zizzo (FSC)1976

PREVIOUS SCORES

1932—Cal 70 2/3, FSC 60 1/3	1958—Cal 85½, FSC 45½
1943—Cal 111, FSC 20	1959—Cal 92 2/3, FSC 38 1/3
1945—Cal 89½, FSC 41½	1960—Cal 87, FSC 44
1946—Cal 71 2/3, FSC 59 1/3	1961—Cal 73 1/3, FSC 57 2/3
1955—Cal 75 1/6, FSC 55 5/6	1962—Cal 92, FSC 39
1956—Cal 66, FSC 65	1975—Cal 105, FSC 54
1957—Cal 79, FSC 63	1976—Cal 89, FSC 62

1977 CALIFORNIA TRACK AND FIELD ROSTER

NAME	EVENTS	HT.	WT.	BIRTHDATE	CLASS	EXP.	HOMETOWN (HIGH SCHOOL-JC)
Barry, Dan	800-Mile	5-10	155	12- 3-55	SR.	1V	Canoga Park (L.A. Pierce JC)
Bay, John	800-Mile	6-0	145	2-16-54	SR.	1V	Palo Alto (Gunn HS)
Bishop, Wyatt	400-800	5-10	150	1- 6-58	FR.	HS	E. Palo Alto (Carlmont HS)
Blume, Gary	Distances	5-6	124	6- 2-56	JR.	2V	San Diego (Marina HS)
Brown, Eric	Sprints	5-9	150	4-26-55	JR.	JC	Richmond (Contra Costa JC)
Brown, Ron	400	5-10	152	9-26-57	SO.	JC	Richmond (Kennedy HS)
Burrell, Bill	Sprints	5-9	150	7- 4-58	FR.	HS	Hayward (Tennyson HS)
Canfield, Greg	LJ/Decathlon	6-4	185	9-15-55	JR.	JC	Auburn (Chabot JC)
Carr, Tom	Discus/SP	6-2	200	8-22-56	JR.	JC	Ventura (Ventura JC)
Churney, Peter	Distances	6-2	170	7-16-55	JR.	JC	Woodside (Foothill JC)
Clifford, Andy	800-Mile	5-9	150	3-27-56	SO.	1V	Fullerton (Sunnyhills HS)
Cooper, Doug	Javelin	6-0	190	10- 6-58	FR.	HS	Portland, Ore. (Jesusit HS)
Crittenden, Mike	110 HH	5-11	170	6-22-56	JR.	JC	Richmond (Contra Costa JC)
Dangerfield, Ralph	LJ	5-9	150	5- 2-55	JR.	JC	Oakland (Laney JC)
Dobbins, Mike	LJ/TJ	5-10	160	2-10-59	SO.	1V	Merced (Merced HS)
Duffey, Brad	Distances	6-1	150	7-31-54	SR.	3V	San Francisco (Lowell HS)
Florant, Carl	110 HH	6-2	175	6- 1-55	SR.	3V	Palo Alto (Palo Alto HS)
Hibner, Bill	Decathlon	6-2	175	3-16-54	SR.	1V	Fresno (Fresno JC)
Hintz, Larry	Pole Vault	6-0	170	3-20-55	JR.	2V	San Jose (Buscher HS)
Holden, Brent	TJ	6-2	180	10-12-56	JR.	JC	Los Altos (Foothill JC)
Lane, John	High Jump	6-2	180	4-11-58	FR.	HS	Fremont (American HS)
Lewis, Rod	400-800	5-10	145	12-22-56	JR.	JC	Oakland (Laney JC)
Lewis, Tori	Decathlon	6-3	195	5-11-56	JR.	JC	Caldwell, Idaho (Ventura JC)
Llewellyn, Mark	SC	5-10	140	7- 3-56	SO.	1V	Menlo Park
Marcheschi, Domenic	400-800	5-9	150	2-13-56	JR.	JC	Hayward (Chabot College)

NAME	EVENTS	HT.	WT.	BIRTHDATE	CLASS	EXP.	HOMETOWN (HIGH SCHOOL-JC)
Nelson, Arnie	Distances	5-11	145	8-19-55	JR.	1V	Palo Alto
Overton, Scott	Discus/SP	6-3	240	4-15-54	SR.	3V	Los Altos (Los Altos HS)
Paton, Ryan	Pole Vault	6-4	180	1-26-55	SR.	1V	Hillsborough (San Mateo JC)
Philbert, Tom	Pole Vault	6-0	170	1- 8-58	FR.	HS	Lafayette (Acalanes HS)
Santiago, Paul	SP/Discus	6-1	220	5-11-54	JR.	JC	Marysville (American River JC)
Schulz, Harold	Distances	5-11	150	5-10-58	FR.	HS	Greenbrae (Redwood SH)
Smith, Holden	Sprints	6-2	190	11- 5-58	FR.	HS	Los Gatos (Los Gatos HS)
Stein, Scott	400	5-11	140	4-12-58	FR.	HS	Poway (Poway HS)
Sutherland, Steve	High Jump	6-2	180	3-14-58	FR.	HS	Lafayette (Acalanes HS)
Taylor, Keith	Sprints	6-5	180	1- 3-58	FR.	HS	San Jose (Piedmont Hills)
Thorp, Mark	LJ/TJ	6-1	170	6- 2-55	SR.	3V	San Jose (Cupertino HS)
Uribe, Mark	400 IH	6-0	155	10-29-56	SO.	1V	Roseville (Roseville HS)
Vellequette, Dave	SC/3-Mile	6-0	160	4-23-56	JR.	JC	Los Altos (DeAnza JC)
Villarreal, Ed	200-400	5-11	160	4-29-55	JR.	JC	Mountain View (Mt. View HS)
Wallace, Paul	Sprints	5-9	155	3-11-54	SR.	1V	Los Angeles (LA City College)
Walker, Wes	Sprints	6-1	180	6- 1-55	SR.	3V	Torrance (Carson HS)
Wood, Damon	Mile	5-10	135	5-10-56	JR.	1V	Woodside (College of San Mateo)

CAL EVENT SUMMARY ROSTER

100	*76 Best	Lifetime	DECATHLON	*76 Best	Lifetime
Wes Walker	10.4	10.3	Tori Lewis	6.941	6.941
Paul Wallace	10.4w	10.4	Greg Canfield	6.817	6.817
Keith Taylor	10.3w	10.3w	Bill Hibner	6.404	6.404
Eric Brown	10.4	10.4			
Holden Smith	10.5	10.5			
Bill Burrell	10.7	10.7			
200	*76 Best	Lifetime	JAVELIN	*76 Best	Lifetime
Wes Walker	20.9	20.9	Tom Walker	247'9"	247'9"
Paul Wallace	21.1	21.1	Tori Lewis	205'	205'
Keith Taylor	21.1	21.1	Bill Hibner	203'	203'
Eric Brown	21.4	21.4	Doug Cooper	199'	199'
Bill Burrell	21.6	21.6			
Holden Smith	No Time				
400	*76 Best	Lifetime	110 HIGH HURDLES	*76 Best	Lifetime
Wes Walker	45.4r	45.4r	Carl Florant	13.6	13.6
Paul Wallace	46.1r	46.1r	Mike Crittenden	14.0	14.0
Keith Taylor	47.5	46.8r			
Ron Brown	47.6	47.6			
Wyatt Bishop	47.2r	47.2r			
Domenic Marcheschi	46.8r	46.8r			
Scott Stein	48.5	48.5			
Holden Smith	No Time				
Peter Churney	48.7	48.7			
800	*76 Best	Lifetime	400 INTERMEDIATE HURDLES		
Andy Clifford	1:50.4	1:50.4	Mark Uribe	53.1	53.1
Dan Barry	1:52.4	1:50.4	Carl Florant	No Time	
John Bay	1:50.9	1:50.9	Mike Crittenden	No Time	
Rod Lewis	1:50.0	1:50.0			
Domenic Marcheschi	1:52.7	1:52.7			
Wyatt Bishop	1:52.7	1:52.7			
Peter Churney	1:54.1	1:54.1			
1500	*76 Best	Lifetime	LONG JUMP	*76 Best	Lifetime
Andy Clifford	3:47.8	3:47.8	Greg Canfield	24'4" ^w	24'4" ^w
John Bay	3:49.7	3:49.7	Ralph Dangerfield	23'10"	23'10"
Damon Wood	3:49.8	3:49.8	Mark Thorp	24'2"	24'2"
Brad Duffey	3:52.0	3:52.0	Mike Dobbins	23'0"	23'0"
Dan Barry	3:53.1	3:53.1			
5000	*76 Best	Lifetime	TRIPLE JUMP	*76 Best	Lifetime
Brad Duffey	14:13.8	14:13.8	Mark Thorp	50'13/4"	50'13/4"
Gary Blume	14:15.2	14:13.2	Mike Dobbins	48'10/4"	49'3"
Hal Schulz	14:22.0	14:22.0	Brent Holden	46'11/4"	46'11/4"
STEEPLECHASE	*76 Best	Lifetime	HIGH JUMP	*76 Best	Lifetime
Dave Llewellyn	No Time		John Lane	7'0"	7'0"
Mark Velewlyn	9:35.0	9:35.0	Mark Maxhan	6'11"	6'11"
Brad Duffey	No Time		Greg Canfield	6'6"	6'6"
Gary Blume	No Time				
Hal Schulz	No Time				

OUTSTANDING CALIFORNIA PERFORMERS

(TOP 10 IN EACH EVENT)

100 METER DASH		3000 STEEPLECHASE	
10.2 Leamon King	1956	8:44.8 Bob Price	1967
10.2 Eddie Hart	1970-71	9:00.8 Emerson Davis	1973
10.2 Issac Curtis	1970	9:15.0 Steve Carroll	1971
10.3 Wesley Walker	1975	9:21.0 Brian Maxwell	1976
10.3 Harold Davis	1942	9:22.0 Andrew Betschart	1973
10.3 George Anderson	1935	9:25.2 George Linn	1964
10.4 Howard Strickland	1975	9:32.4 Steve Byers	1969
10.4 Don Anderson	1950	9:35.0 Martin Dean	1975
10.4 Guy Blackburn	1953	9:36.1 Mark Llewellyn	1976
10.4 Willie White	1958	9:38.2 Chuck Harris	1976
10.4 Bob Brinkworth	1964		
10.4 Dave Masters	1969		
200 METER DASH		110 METER HIGH HURDLES	
20.4 Eddie Hart	1970	13.6 Carl Florant	1976
20.5 Dave Masters	1970	13.8 McKinley Mosley	1974
20.7 Issac Curtis	1970	14.0 John Alexander	1975
20.8 Wesley Walker	1975	14.0 Lou Kirtman	1968
20.9 Sammy Burns	1974	14.1 Bob McClennan	1970
20.9 Forrest Beaty	1965	14.1 Roddy Lee	1971
21.1 Leamon King	1957	14.2 Tom Moore	1935
21.1 Willie White	1958	14.2 Kerry Hampton	1970
21.1 Bob Brinkworth	1965	14.3 Walt Briant	1949
21.1 Dave Archibald	1965		
21.1 Don Couser	1970		
21.1 John Nichols	1973		
400 METER DASH		400 METER INTERMEDIATE HURDLES	
46.0 Dave Archibald	1962-64	50.3 Paddy McCrary	1967
46.0 Forrest Beaty	1965	51.3 Ross Brosius	1971
46.0 Grover Klemmer	1941	51.4 Bob McClennan	1970
46.0 Jack Yerman	1958	51.5 Roddy Lee	1971
46.1 Archie Williams	1936	51.9 Jim Petralia	1973
46.3 James Robinson	1975	51.9 Steve Fullerton	1975
46.4 Larry Hengl	1966	52.3 Rich Roesky	1975
46.7 Don Watts	1939	52.5 McKinley Mosley	1974
46.7 Pat Weddle	1968		
46.7 Dave Fishback	1965		
800 METER RUN		LONG JUMP	
1:45.4 Rick Brown	1972	25'3" Arnold Nutting	1937
1:45.9 James Robinson	1976	25'2 3/4" Stan Royster	1968
1:46.5 Don Bowden	1957	25'2" Jim Fraser	1971
1:46.8 Lon Spurrier	1955	25'1 1/8" Guy Manuel	1938
1:47.9 John Drew	1971	25'1" Cebron Russ	1959
1:48.1 Cliff West	1972	24'11 3/4" Robert Clark	1934
1:48.3 Jerry Siebert	1960	24'11 3/4" Steve Rogaway	1971
1:48.5 Dave Fishback	1965	24'9 3/4" Monte Upshaw	1955
1:48.7 Devone Smith	1966	24'9" Jim Jurkovich	1941
1:48.9 Cirilio Morgan	1975	24'7 1/2" Craig Conway	1972
1500 METER RUN		TRIPLE JUMP	
3:41.3 Don Bowden	1957	53'3/4" Jim Fraser	1971
3:45.3 Cliff West	1972	51'9" Craig Conway	1972
3:46.3 John Drew	1971	50'11 1/4" Rich Dunn	1970
3:46.6 Bob Price	1966	50'3" Dale Krebs	1974
3:47.2 Chuck Harris	1976	50'1 3/4" Mark Thorp	1976
3:47.8 Andy Clifford	1976	49'11 3/4" Todd Gaskill	1963
3:47.9 Jack Bentz	1973	49'4 1/2" Ernie Lopez	1968
3:49.7 John Bay	1976	48'11" Jim Kiefer	1968
3:49.8 Damon Wood	1976	48'6 3/4" Allen Meredith	1968
3:52.3 Randy Hansen	1972		1964
3,000 METER RUN		HIGH JUMP	
8:51.6 Bob Waldon	1968	7'3 3/4" Clarence Johnson	1967
8:52.8 Brad Duffey	1974	7'1" Tom Murphy	1976
8:54.0 Wolfgang Schmulewicz	1975	7'1/2" Gene Johnson	1962
8:54.1 Bob Price	1966	7'1" Roger Olsen	1963
8:54.4 Gary Blume	1975	6'11" Bill Carter	1965
8:56.4 Brian Maxwell	1974	6'10" Mal McFarlane	1972
8:59.8 Bob House	1957	6'10" Eric Ritterrath	1975
9:00.8 Steve Carroll	1971	6'10" Mark Ridge	1975
9:01.4 Cliff West	1971	6'10" Ed Miller	1976
9:02.2 Eugenio Amaya	1971		

CALIFORNIA TRACK & FIELD RECORDS

3,000 Meter SC	8:44.8	Bob Price	1967
400 Meter Relay	38.8	(Strickland, Burns, Nichols, Walker)	1975
1,500 Meters	3:41.3	Don Bowden	1957
110 Hurdles	13.6	Carl Florant	1976
400 Meters	46.0	Dave Archibald	1962-64*
		Forest Beaty	1965
		Grover Klemmer	1941
		Jack Yerman	1958
		Issac Curtis	1956
100 Meters	10.2	Paddy McCrary	1967
400 IH	50.3	Eddie Hart	1970
200 Meters	20.4	Bob Waldon	1968
3,000 Meters	8:51.6	Wolfgang Schmulewicz	1975
5,000 Meters	13:42.8		
10,000 Meters			
1,600 Meter Relay	3:03.9	(Wallace, Walker, Mosley, Robinson)	1976
Shot Put	59'8 3/4"	Dave Maggard	1962
Javelin	267'4"	Bruce Kennedy	1970
Long Jump	25'3"	Arnold Nutting	1937
Pole Vault	17'3/4"	Larry Hintz	1976
High Jump	7'3 3/4"	Clarence Johnson	1967
Discus	201'3"	Jim Penrose	1972
Triple Jump	53'3/4"	Jim Fraser	1971
Decathlon	7,443	Ed Miller	1976

OUTSTANDING CALIFORNIA PERFORMERS (Cont.)

5000 METER RUN		POLE VAULT			
14:12.4	Wolfgang Schmulewicz	1975	17'¾"	Larry Hintz	1976
14:15.4	Brad Duffey	1976	16'7"	Mike Weidig	1973
14:16.4	Gary Blume	1975	16'6½"	Greg Miguel	1967
14:16.9	Brian Maxwell	1975	16'5"	Ed Otter	1972
14:18.1	Bob Waldon	1969	16'4"	Dennis Drew	1975
14:20.5	Emerson Davis	1974	16'0"	Ryan Paton	1976
14:33.4	Eugenio Amaya	1972	16'0"	Mike Robinson	1967
14:39.4	Bob Price	1970	15'9"	Mike Bartel	1973
14:39.4	Bob Grow	1961	15'6¼"	Steve Schwartz	1973
14:40.6	Damon Wood	1976	15'1"	Marc Savage	1964

DISCUS		SHOT PUT			
201'3"	Jim Penrose	1972	59'8¾"	Dave Maggard	1962
180'10"	Don Schmidt	1964	59'5½"	Terry Lewis	1971
177'10"	Scott Overton	1975	59'2½"	Rolin Luka	1973
177'8"	Randy Schneider	1966	58'7½"	Bob Hargraves	1968
177'5"	Chris Adams	1972	57'11¾"	Jim Penrose	1972
176'1"	Steve Wilson	1969	57'8'7/8"	Charley Butt	1956
175'9"	Tom Lester	1968	57'3½"	Brent Mannon	1976
174'6"	Charley Butt	1956	56'9½"	Matthew Baggett	1963
172'7"	Ron Miller	1968	56'4¼"	Jerry Woods	1968
167'7"	John Gledhill	1971	56'¾"	Ed White	1967

JAVELIN		DECATHLON			
267'4"	Bruce Kennedy	1970	7,443	Ed Miller	1976
248'7"	Gary Pennington	1969	7,353	Bob Clark	1934
231'10"	Jorge Pena	1968	6,481	Sam Adams	1952
229'11¼"	George Roseme	1950	6,008	Joe Anderson	1965
227'11"	Martin Biles	1941	6,069	Francis Friedenbach	1948
227'1½"	Vic Johnson	1959			
224'5"	John White	1951			
221'8"	Roger Olsen	1963			
220'11¼"	Kenneth Churchill	1931			
220'4"	Barry Ryan	1975			

1,600 RELAY

1.	3:03.9	Wallace, Walker, Mosley, Robinson	1976
2.	3:04.5	Grasha, Burns, Walker, Robinson	1975
3.	3:06.3	Courchene, Fishback, Beaty, Archibald	1964
4.	3:06.4	Glenn, Fishback, Beaty, Archibald	1965
5.	3:06.4	J. Smith, Hengl, D. Smith, Weddle	1968
6.	3:06.8	Glenn, Shafer, Hengl, Beaty	1966
7.	3:06.9	Glenn, Diehl, D. Smith, Hengl	1967
8.	3:08.0	Glenn, D. Smith, Hengl, Beaty	1966
9.	3:08.1	Epstein, Karlsrud, Siebert, Yerman	1960
10.	3:08.3	Reese, Froom, Barnes, Klemmer	1941

400 RELAY

1.	38.8	Strickland, Burns, Nichols, Walker	1975
2.	39.5	Smuth, Richards, Smith, Masters	1969
3.	39.5	Couser, Curtis, Masters, Hart	1970
4.	39.7	Walker, Mosley, Strickland, Burns	1974
5.	39.9	Strickland, Burns, Wallace, Walker	1975
6.	40.0	Butler, Smith, Nichols, Burns	1973
7.	40.0	Adams, Archibald, Brinkworth, Beaty	1965
8.	40.0	Smyth, Richards, Smith, Baron	1968
9.	40.0	Smuth, Richards, Smith, Weddle	1968

TWO MILE RELAY

1.	7:20.9	Orme (1:52.2), Siebert (1:49.7), Yerman (1:49.4), Bowden (1:49.5)	1958
2.	7:22.4	(Bay (1:54.0), Clifford (1:50.5), Morgan (1:51.0), Robinson (1:46.9))	1976
3.	7:28.5n	Byers (1:52.3), Diehl (1:52.8), McCrary (1:53.8), D. Smith (1:50.1)	1954
4.	7:29.0	(3) Baeta (1:55.4), Wilson (1:51.5), Simpson (1:52.1), Spurrier (1:49.5)	1967
5.	7:30.8	Orme (1:54.5), Siebert (1:52.5), Yerman (1:53.8), Bowden (1:50.0)	1958
6.	7:30.8	Foster (1:55.1), West (1:52.4), Drew (1:52.4), Brown (1:59.9)	1971

DISTANCE MEDLEY

1.	9:42.3	Stewart (48.3), Orme (1:52.9), House (2:59.6), Bowden (4:01.5)	1957
2.	9:46.0	Pruitt (49.8), Drew (1:49.4), Barley (3:02.5), West (4:04.3)	1969

All times have been converted to metric times. A conversion table is located on page 2.

PACIFIC-8 CHAMPIONSHIPS MEET

May 13-14 at UCLA
Friday, 2:30 p.m.; Saturday, 1:15 p.m.

Host—UCLA SID—Vic Kelly (AC 415-825-3732)

MEET RECORDS

Steeplechase	8:40.4	Steve Savage, Oregon	1971
400 Relay	39.0	Todd Lathers, Oregon	1971
1500	3:40.3	(McCullough, Kuller, Simpson, Miller), USC	1968
110 HH	13.4	Hailu Ebba, OSU	1973
400	45.0	Earl McCullough, USC	1968
100	10.2	Wayne Collett, UCLA	1971
800	1:46.0	Lennox Miller, USC	1967
400 IH	49.9	RICK BROWN, CALIFORNIA	1973
200	20.1	Tom Andrews, USC	1976
5,000	13:38.9	Don Quarrie, USC	1973
10,000	29:24.9	Steve Prefontaine, Oregon	1973
16,000	3:06.7	John Ngeno, WSU	1973
Shot Put	66-11¼	(Echols, Williams, Gaddis, Brown), UCLA	1972
Discus	199.9	Doug Lane, USC	1972
Javelin	265-3	Mac Wilkins, Oregon	1963
Hammer	209-6	Rod Ewaliko, Washington	1976
High Jump	7-3	Scott Neilson, Washington	1976
Pole Vault	17-6¼	Rory Kotinek, UCLA	1975
Long Jump	26-9¼	Dick Railsback, UCLA	1969
Triple Jump	54-4¾	Randy Williams, USC	1973
Decathlon	7,827	James Butts, UCLA	1972
		Craig Brigham, Oregon	1975

PACIFIC-8 MEET TEAM SCORING

1960	—1-USC 83½; 2-UCLA, 51; 3-CALIFORNIA, 46½; 4-Washington, 32½; 5-Stanford, 26½.
1961	—1-USC, 101; 2-UCLA, 55; 3-CALIFORNIA, 34½; 4-Stanford, 28½; 5-Washington, 21.
1962	—1-USC, 78½; 2-UCLA, 73; 3-Stanford, 50; 4-CALIFORNIA, 21½; 5-Washington, 17.
1963	—1-USC, 74; 2-Stanford, 64; 3-CALIFORNIA, 28½; 4-Washington State, 26; 5-UCLA, 25½; 6-Washington, 24.
1964	—1-USC, 73; 2-CALIFORNIA, 41; 3-Washington State, 40; 4-Stanford, 37; 5-Washington, 33; 6-UCLA, 16.
1965	—1-Oregon, 52; 2-Washington State, 41; 3-CALIFORNIA, 40; 4-Stanford, 34; 5-USC, 34; 6-UCLA, 27; 7-Oregon State, 25; 8-Washington, 16.
1966	—1-UCLA, 80; 2-USC, 44; 3-Oregon, 37; 4-Stanford, 32; 5-Oregon State, 21; 6-CALIFORNIA, 21; 7-Washington State, 20; 8-Washington, 20.
1967	—1-Oregon, 129; USC, 107; 3-UCLA, 87; 4-Oregon State, 84; 5-CALIFORNIA, 48; 6-Washington, 43; 7-Stanford, 32; 8-Washington State, 28.
1968	—1-USC, 128; 2-Oregon, 82; 3-Oregon State, 79; 4-CALIFORNIA, 77; 5-UCLA, 74; 6-Washington State, 66; 7-Washington, 31; 8-Stanford, 18.
1969	—1-UCLA, 98; 2-Oregon, 96; 3-Washington State, 87½; 4-USC, 84; 5-Oregon State, 70½; 6-Stanford, 50½; 7-CALIFORNIA, 37; 8-Washington, 24.
1970	—1-UCLA, 111; 2-Oregon, 102; 3-CALIFORNIA, 79; 4-USC, 77; 5-Washington State, 72; 6-Oregon State, 54; 7-Washington, 33; 8-Stanford, 30.
1971	—1-UCLA, 126; 2-Oregon, 117; 3-USC, 102; 4-CALIFORNIA, 77; 5-Washington, 45; 6-Stanford, 36; 7-Oregon State, 29; 8-Washington, 26.
1972	—1-USC, 140; 2-UCLA, 124; 3-Oregon, 86; 4-Washington, 64; 5-CALIFORNIA, 63; 6-Oregon State, 43; 7-Stanford, 23; 8-Washington State, 14.
1973	—1-UCLA, 156; 2-USC, 111; 3-Oregon, 100; 4-Washington State, 88; 5-Oregon State, 78; 6-Washington, 34; 7-CALIFORNIA, 26; 8-Stanford, 25.
1974	—1-USC, 134½; 2-UCLA, 130½; 3-Oregon, 94; 4-Washington State, 76; 5-Oregon State, 64; 6-CALIFORNIA, 53½; 7-Washington, 50½; 8-Stanford, 17.
1975	—1-USC, 152; 2-UCLA, 115; 3-Washington State, 96; 4-Oregon, 94; 5-Oregon State, 72; 6-Washington, 67; 7-CALIFORNIA, 41; 8-Stanford, 12.

PAST PCC STANDINGS

- 1919—1-CALIFORNIA, 53%; 2-Stanford, 38; 3-WSU, 30%; 4-OSU, 24%; 5-Washington, 19%; 6-Oregon, 9%.
- 1920—1-CALIFORNIA, 51%; 2-Stanford, 46; 3-OSU, 25; 4-WSU, 19%; 5-Washington, 12%; 6-Oregon, 11.
- 1921—1-Washington, 60; 2-Oregon, 36%; 3-OSU, 33; 4-WSU, 18%.
- 1922—1-Washington, 56-2/3; 2-OSU, 49-1/3, 3-Oregon, 28; 4-Montana, 12; 4-WSU, 9; 6-Idaho, 6.
- 1923—1-CALIFORNIA, 43%; 2-Washington, 40; 3-OSU, 28%; 4-Oregon, 24; 5-Montana, 12; 6-WSU, 11; 7-Idaho, 6.
- 1924—1-Oregon, 37; 2-Washington, 36; 3-Tie between OSU and Stanford, 27; 5-Idaho, 17; 6-WSU, 16; 7-Montana, 5.
- 1925—1-Stanford, 16-1/3; 2-Washington, 46%; 3-Montana, 15%; 4-OSU, 15; 5-Oregon, 13; 6-WSU, 8%; 7-Idaho, 3.
- 1926—1-Stanford, 49-1/3; 2-USC, 41; 3-CALIFORNIA, 27%; 4-Montana, 15; 5-Washington, 14; 6-WSU, 9-5/6; 7-OSU, 5; 8-Oregon, 3-1/3; 9-Idaho, 0.
- 1927—1-Stanford, 55%; 2-USC, 53%; 3-CALIFORNIA, 30; 4-Tie between OSU and Washington, 26; 6-Oregon, 10; 7-WSU, 9; 8-Idaho, 8; 9-Montana, 4; 10-UCLA, 1.
- 1928—1-Washington, 42%; 2-WSU, 30%; 3-OSU, 30%; 4-USC, 24; 5-Montana, 16; 6-Oregon, 12%; 7-Idaho, 6.
- 1929—1-USC, 71%; 2-Washington, 59; 3-Stanford, 46; 4-Oregon, 37; 5-WSU, 36; 6-CALIFORNIA, 30; 7-OSU, 20%; 8-UCLA, 8%; 9-Idaho, 5; 10-Montana, 3%.
- 1930—1-USC, 78-13/15; 2-Stanford, 62-1/15; 3-Washington, 56-2/5; 4-Oregon, 48-8/15; 6-WSU, 37-8/10; 6-CALIFORNIA, 17-1/30; 7-OSU, 16-1/6; 8-Idaho, 10; 9-UCLA, 7-1/15; 10-Montana, 4.
- 1931—1-USC, 93; 2-Washington, 60%; 3-Stanford, 49; 4-Oregon, 39; 5-WSU, 30; 6-OSU, 22%; 7-CALIFORNIA, 19; 8-Montana, 9; 9-Idaho, 4; 10-UCLA, 2.
- 1932—1-USC, 85-1/6; 2-WSU, 46; 3-Stanford, 43-1/3; 4-Oregon, 41; 5-Washington, 40; 5-CALIFORNIA, 23-2/3; 7-OSU, 21; 8-Idaho, 11; 9-UCLA, 8-1/3; 10-Montana, 6.
- 1933—1-WSU, 54; 2-Oregon, 45-1/3; 3-Washington, 24-1/3; 4-OSU, 13; 5-Montana, 10-1/3; 6-Idaho, 8.
- 1934—1-Oregon, 38; 2-WSU, 36; 3-Washington, 34; 4-OSU, 19; 5-Montana, 12; 6-Idaho, 2.
- 1935—1-USC, 68-5/6; 2-WSU, 50%; 3-Oregon, 48%; 4-Washington, 42%; 5-CALIFORNIA, 40-1/6; 6-Stanford, 36; 7-UCLA, 19; 8-OSU, 12%; 9-Tie between Idaho and Montana, 3%.
- 1936—1-USC, 53%; 2-Stanford, 41; 3-CALIFORNIA, 39; 4-Oregon, 11%; 5-WSU, 11%; 6-Washington, 7%; 7-Tie between UCLA and Idaho, 3%; 7-OSU, 2; 8-Montana, 0.
- 1937—1-USC, 55; 2-Stanford, 54; 3-WSU, 37; 4-CALIFORNIA, 25; 5-Washington, 19%; 6-UCLA, 16%; 7-Oregon, 10; 8-Idaho, 6; 9-Tie between OSU and Montana, 1.
- 1938—1-USC, 63-3/5; 2-Stanford, 40-7/10; 3-CALIFORNIA, 36-1/10; 4-WSU, 28; 5-Tie between Oregon and UCLA, 23; 7-Washington, 9; 8-Idaho, 1-3/5; 9-Tie between OSU and Montana, 0.
- 1939—1-USC, 67; 2-Stanford, 45; 3-CALIFORNIA, 38; 4-WSU, 30; 5-Oregon, 15%; 6-UCLA, 13; 7-Montana, 7; 8-OSU, 5; 9-Washington, 2%; 10-Idaho, 2.
- 1940—1-USC, 55; 2-Stanford, 53, 3-CALIFORNIA, 36; 4-UCLA, 26; 5-WSU, 22; 6-Oregon, 16; 7-Washington, 9; 8-Idaho, 7; 9-OSU, 1; 10-Montana, 0.
- 1941—1-USC, 72; 2-CALIFORNIA, 49%; 3-WSU, 27; 4-Stanford, 22; 5-Idaho, 14; 6-UCLA, 12%; 7-Tie between Oregon and Washington, 8; 9-Tie between OSU and Montana, 6.
- 1942—1-USC, 79; 2-CALIFORNIA, 43%; 3-Stanford, 25%; 4-Washington, 21-1/3; 5-Idaho, 14%; 6-OSU, 10%; 7-WSU, 9; 8-UCLA, 7%; 9-Oregon, 5-1/3; 10-Montana, 0.
- 1943—1-Washington, 54-1/3; 2-OSU, 32; 3-Oregon, 31; 4-WSU, 30-1/3; 5-Idaho, 15-1/3.
- 1944—1-USC, 76; 2-CALIFORNIA, 45; 3-UCLA, 42.
- 1945—1-USC, 69; 2-Washington, 61; 3-CALIFORNIA, 49; 4-UCLA, 45; 5-Whitman, 38%; 6-WSU, 35; 7-Idaho, 27%.
- 1946—1-OSU, 32; 2-Washington, 31%; 3-Oregon, 31-1/10; 4-WSU, 27-4/5; 5-Montana, 22-3/5; 6-Idaho, 20.
- 1947—1-Washington, 52; 2-WSU, 35%; 3-Oregon, 33; 4-OSU, 20; 5-Montana, 17%; 6-Idaho, 7.
- 1948—1-USC, 47%; 2-Stanford, 38%; 3-CALIFORNIA, 35%; 4-Tie between Washington and WSU; 21; 6-Oregon, 9%; 7-Montana, 5; 8-OSU, 3%; Tie between Idaho and UCLA, 1.
- 1949—1-USC, 71%; 2-Stanford, 42; 3-UCLA, 32; 4-CALIFORNIA, 28%; 5-WSU, 14%; 6-Oregon, 10%; 7-OSU, 10; 8-Washington, 7; 9-Montana, 5; 10-Idaho, 4.
- 1950—1-USC, 61-1/5; 2-Stanford, 42-1/5; 3-CALIFORNIA, 35; 4-Oregon, 35-1/5; 5-WSU, 13; 6-Washington, 12; 7-OSU, 11-1/5; 9-Idaho, 6; Montana, 5.

PAST PCC STANDINGS (Continued)

- 1951—1-USC, 84%; 2-UCLA, 40%; 3-Stanford, 27; 4-WSU, 17; 5-CALIFORNIA, 16; 6-Idaho, 11%; 7-Oregon, 11; 8-OSU; 10-1/5; 9-Washington, 7.
- 1952—1-USC, 62-1/3; 2-Stanford, 35; 3-CALIFORNIA, 30-5/6; 4-UCLA, 20; 5-WSU, 19%; 6-Oregon, 19; 7-OSU, 18-1/3; 8-Washington, 14; 9-Idaho, 6.
- 1953—1-USC, 59%; 2-CALIFORNIA, 37-1/3; 3-Stanford, 30%; 4-WSU, 27%; 5-UCLA, 24%; 6-Tie between Oregon and Washington, 14; 8-Idaho, 10%; 9-OSU, 7.
- 1954—1-USC, 70; 2-CALIFORNIA, 49; 3-Stanford, 35%; 4-WSU, 16; 5-UCLA, 15; 6-Oregon, 13%; 7-Washington, 13; 8-OSU, 7; 9-Idaho, 6.
- 1955—1-USC, 65; 2-UCLA, 44%; 3-Stanford, 43; 4-Oregon, 25; 5-Washington, 13%; 6-WSU, 12; 7-CALIFORNIA, 11; 8-Idaho, 7; 9-OSU, 4.
- 1956—1-UCLA, 69%; 2-USC, 67; 3-Stanford, 29%; 4-Oregon, 21; 5-CALIFORNIA, 17%; 6-Washington, 6%; 7-Tie between WSU and OSU, 6; 9-Idaho, 2.
- 1957—1-USC, 67; 2-Oregon, 39%; 3-UCLA, 38, 4-Stanford, 29; 5-CALIFORNIA, 22; 6-Washington, 16; 7-Idaho, 7; 8-OSU, 3%; 9-WSU, 3.
- 1958—1-USC, 60%; 2-CALIFORNIA, 43%; 3-UCLA, 40; 4-Stanford, 26%; 5-Oregon, 20%; 6-Tie between WSU and Washington, 13%; 8-OSU, 0.
- 1959—1-USC, 54, 2-UCLA, 37-1/3; 3-Oregon, 35; 4-Washington, 30; 5-CALIFORNIA, 27-1/3; 6-WSU, 24; 7-Stanford, 17%; 8-OSU, 9-5/6; 9-Idaho, 5.

PACIFIC-8 CHAMPIONS

Year	Name	Event	Record
1960	Willie White	100	9.8
	Jack Yerman	440	47.3
	Jerry Siebert	880	1:49.0
	Tom Colton	Pole Vault	14'0"
	Terry Kelley	Pole Vault	14'0"
1961	Al Gaylord	3-Mile Run	14:11.0
1963	Matt Baggett	Shot Put	56'8 3/4"
1964	Dave Archibald	440	46.3
	Al Courchesne, Dave Fishback, Forrest Beaty, Dave Archibald, Gene Johnson	Mile Relay	3:11.0
1965	Forrest Beaty	High Jump	6'7 3/4"
	Forrest Beaty	220	21.3
	Forrest Beaty	440	46.5
	Bill Caldwell, Dave Archibald, Bob Brinkworth, Forrest Beaty	440 Relay	40.9
	Chuck Glenn, Dave Fishback, Forrest Beaty, Dave Archibald, Bill Carter	Mile Relay	3:09.3
1967	Paddy McCrary	High Jump	6'9 3/4"
	Paddy McCrary	440 IH	50.9
1968	Gary Pennington	Javelin	239'2"
	Eddie Hart	100	9.4
1970	Don Couser, Issac Curtis, Dave Masters, Eddie Hart	440 Relay	39.8
	Rick Brown	880	1:49.1
1972	Jim Penrose	Discus	185'6"
	Bruce Kennedy	Javelin	249'5"
1973	Rick Brown	880	1:47.7
	Rick Brown	880	1:46.7
1974	Rick Brown	880	1:48.1
	Wesley Walker, McKinley Mosely, Howard Strickland, Sammy Burns	440 Relay	40.1
1975	James Robinson	880	1:49.1
1976	James Robinson	800 Meters	1:49.1

PACIFIC COAST CONFERENCE CHAMPIONS

Year	Name	Event	Record
1919	H.W. Waltz	880-Yard Run	2:00.0
	Jack Merchant	Javelin Throw	157'1"
		Hammer Throw	140'8½"
1920	John Jackson	High Jump	6'1- 3/8"
	John Merchant	Long Jump	22'4¾"
	O.O. Hendrickson	440-Yard Dash	49.6
1923	Pesky Sprott	880-Yard Run	1:58.2
	John Merchant	Long Jump	22'9½"
	Harry Becker	120 High Hurdles	16.5
1926	Jack Witter	Shot Put	44'6½"
	Bill Neufeldt	Discus Throw	138'3/8"
	S.S. Sorrenti	Javelin Throw	174'10"
1927	Paul Boren	Long Jump	22'5"
	Phil Barber	220-Yard Dash	22.0
	Elmer Bondschu	Long Jump	24'2¾"
1936	Oather Hampton	High Jump	6'1"
	Archie Williams	440-Yard Dash	46.8
	Del Fishback	220-Low Hurdles	23.7
1937	Greg Stout	440 M Hurdles	53.3
	Les Voorhees	2-Mile Run	9:33.6
	Guy Manuel	Long Jump	24'3-3/8"
1938	Bob Law	High Jump	6'4"
	Guy Manuel	Long Jump	24'2"
	Herb Michael	Shot Put	52'4½"
1939	Mel Long	High Jump	6'2"
	Grover Klemmer	440-Yard Dash	46.4
	Barney Wolf	Discus Throw	159'3-7/8"
1941	Guinn Smith	Pole Vault	13'6"
	Luther Nichols	Pole Vault	13'6"
	Harold Davis	100-Yard Dash	9.6
1942	Ralph Dewey	220-Yard Dash	21.6
	Bob Biles	2-Mile Run	9:20.3
	Luther Nichols	Javelin Throw	205'10 5/8"
1948	Don Anderson	Pole Vault	13'6"
		100-Yard Dash	9.6
		220-Yard Dash	21.1
1949	Chuck Hanger	High Jump	6'4"
	Paul Mello	1-Mile Run	4:19.4
	Don Anderson	220-Yard Dash	21.9
1953	Lon Spurrier	880-Yard Run	1:52.7
	John Stellern	Shot Put	53'3½"
	Larry Anderson	Pole Vault	13'9"
1956	Charlie Butt	Shot Put	57'8¾"
	Leamon King	100-Yard Dash	9.6
		220-Yard Dash	21.5
1958	Don Bowden	880-Yard Run	1:47.8
	Willie White	100-Yard Dash	9.6
		220-Yard Dash	21.4
1959	Jerry Siebert	880-Yard Run	1:51.0
	Don Bowden	1-Mile Run	4:03.7
	Willie White	220 Low Hurdles	23.0



Leamon King



Willie White

CALIFORNIA NCAA CHAMPIONSHIPS

May 31 - June 4 at Champaign, Illinois

Site—University of Illinois
SID—Tab Bennett (AC-217-333-1390)

MEET RECORDS

Event	Record	Champion	Year
3,000-Meter SC	8:30.2	Joe Lucas, Georgetown	1972
440 Relay	38.6	USC (Earl McCullouch, Fred Kuller, O.J. Simpson, Lennox Miller)	1967
Mile	3:57.1	Dave Wottle, Bowling Green	1973
120-HH	13.1	Rod Milburn, Southern U.	1973
440	44.7	Curtis Mills, Texas A&M	1969
100	9.1	Charlie Green, Nebraska	1967
880	1:45.9	Byron Dyce, NYU	1969
440-IH	48.8	Ralph Mann, Brigham Young	1970
220 Turn	20.2	Tommie Smith, San Jose State	1967
2-Mile	8:46.4	John Carlos, San Jose State	1969
3-Mile	13:05.3	Alex Henderson, Arizona State	1958
6-Mile	27:43.2	Steve Prefontaine, Oregon	1973
Mile Relay	3:03.4	Garry Bjorklund, Minnesota	1971
100 Meters	10.0	UCLA (John Smith, Len Van Hofwegen, Andy Young, Wayne Collett)	1969
200 Meters	20.2	Cliff Branch, Colorado	1972
400 Meters	44.5	Warren Edmonson, UCLA	1972
800 Meters	1:45.9	Tommie Smith, San Jose State	1967
1500 Meters	3:37.0	John Carlos, San Jose State	1969
5000 Meters	13:31.4	John Smith, UCLA	1972
10,000 Meters	28:22.6	Byron Dyce, NYU	1969
3,000 Meter Steeplechase	8:24.8	Eamonn Coghlan, Villanova	1976
110 Meter HH	13.3	Steve Prefontaine, Oregon	1972
400 Meter IH	48.5	John Ngeno, Washington State	1976
Hammer	231-3	James Munala, UTEP	1976
Shot Put	70-0	Thomas Hill, Arkansas State	1972
Javelin	279-9	Quentin Wheeler, San Diego State	1976
Long Jump	26-11	Al Schoterman, Kent State	1972
Pole Vault	18-1¼	Han Hoglund, UTEP	1975
High Jump	7-7	Sam Colson, Kansas	1973
Discus	204-6	Charlton Ehizuelen, Illinois	1975
Triple Jump	54-10¼	Earl Bell, Arkansas State	1976
Decathlon	8079	Dan Ripley, San Jose State	1975
		Dwight Stones, Long Beach State	1976
		Mac Wilkins, Oregon	1973
		Phil Robins, Southern Illinois	1976
		Raimo Pihl, BYU	1975

CALIFORNIA SCORING IN NCAA MEETS

Year	Champion (Pts.)	Cal Pts. (Pl.)	Year	Champion (Pts.)	Cal Pts. (Pl.)
1922	California (28½)	Champion	1959	Kansas (73)	1 (46th)
1925	Stanford (31)	16 (3rd)	1960	Kansas (50)	13 (15th)
1930	USC (55)	10 (14th)	1961	USC (65)	2
1931	USC (77)	10 (10th)	1962	Oregon (85)	19 (7th)
1934	Stanford (63)	10-3/5 (9th)	1963	USC (61)	15 (11th)
1935	USC (74)	20 (3rd)	1964	Oregon (70)	30 (3rd)
1936	USC (103)	17 (7th)	1965	USC (32)	25½ (4th)
1938	USC (67)	9 (15th)	1966	UCLA (81)	9
1939	USC (86)	11 (10th)	1967	USC (86)	9 (25th)
1940	USC (47)	24 (3rd)	1968	USC (58)	14 (10th)
1941	USC (81)	49½ (3rd)	1969	S. Jose St. (48)	0
1942	USC (85)	30-2/3 (3rd)	1970	Oregon (35)	
1943	USC (46)	39 (2nd)		Kansas (35)	
1946	Illinois (78)	6¼ (23rd)	1968	USC (58)	14 (10th)
1948	Minnesota (46)	19¼ (5th)	1969	S. Jose St. (48)	0
1949	USC (55)		1970	California (40)	Champion*
1950	USC (49)	20 (4th)	1971	UCLA (52)	22 (7th)
1951	USC (56)	8 (19th)	1972	UCLA (82)	(Ineligible)
1952	USC (66)	17¼ (11th)	1973	UCLA (52)	10 (19th)
1953	USC (80)	13 (9th)	1974	Tennessee (60)	6 (15th)
1954	USC (66)	27 (3)	1975	Texas-El Paso (55)	10 (15th)
1955	USC (42)		1976		16 (12th)
1956	UCLA (57)	14 (11th)			
1957	Villanova (47)	32 (2nd)			
1958	USC (48)	13 (10th)			

CALIFORNIA NCAA CHAMPIONS

Year	Name	Event	Record
1922	John Merchant	Hammer	161'4"
		Shot Put	44'6½"
		Pole Vault	12'6"
1925	Oather Hampton	High Jump	6'2"
1930	Ken Churchill	Javelin	204'2"
1931	Ken Churchill	Javelin	215'0"
1936	Archie Williams	400 Meters	47.0
1940	Marty Biles	Javelin	204'10"
1941	Marty Biles	Javelin	220'1"
		Pole Vault	14'2"
1942	Harold Davis	100	9.6
		200	21.2
		Javelin	213'9¾"
1943	Harold Davis	100	10.0
		220	21.4
		Javelin	228'8¾"
1952	George Roseme	Pole Vault	14'2"
1954	Larry Anderson	880	1:47.2
1957	Don Bowden	High Jump	6'10"
1962	Roger Olsen	Mile Relay	3:07.4
1964		Mile Relay	3:07.5
1970	Eddie Hart	100	9.4
		440 Relay	40.3
1976	Ed Miller	Decathlon	7,443

NCAA CHAMPIONS BY EVENTS (23)

(Numbers in parenthesis indicates total number of place finished)

Javelin-6 (18)	Shot Put-1 (9)	2-Mile-(3)
100-3 (13)	Hammer-1	Discus-(3)
220-2 (8)	Mile Relay-2 (5)	Triple Jump-(2)
High Jump-2 (8)	440 Relay-1 (2)	120 HH-(2)
Decathlon-1	880-1 (12)	Steeplechase-(1)
440-1 (14)	Long Jump-(10)	400 IH-(1)
Pole Vault-2 (13)	Mile-(6)	

CAL TRACK BESTS AT THE NCAA MEET

Most points scored by team: 49½ (1941).
 Most points scored in one meet by individual: 20, Hal Davis (1942-43); 20, John Merchant (1922).
 Most performers to score in meet: 9 (1941).
 Most points by individual in a career: 40, Hal Davis (1942-43).
 Most first place finished by team in one meet: 3 (1942).
 Most first place finishes by individual in a meet: 2, Hal Davis (1942-43); John Merchant (1922).
 Most first place finishes by individual in a career: 4, Hal Davis (1942-43).
 Most double winners in one meet: 2, Hal Davis (1942-43); John Merchant (1922).
 Most first place finishes in a single event: 6, javelin.
 Most two time champions: Ken Churchill (1930-31); Marty Biles (1940-41); Hal Davis (1942-43); Mile Relay (1964-65).



Ed Miller - 1976 NCAA Champ

CALIFORNIA'S INDIVIDUAL SCORING

NCAA MEET

(Since 1934)

(Winning times-marks in parenthesis)

- 1934—CALIFORNIA, 10 3/5 points for 12th, Bob Clark, 2nd long jump; Charles Van Tress, 3rd tie pole vault.
- 1935—CALIFORNIA, 20 points, tied for 3rd, George Anderson, 2nd in 100 and 3rd in 220; Jack Mauger, 3rd tie pole vault (13'9¾"); Glenn Randell, 6th javelin (168'8 7/8").
- 1936—CALIFORNIA, 17 points, 7th place, Archie Williams, 1st, 440 (47.0); George Mackey, 3rd, SP, Dell Fishback, 6th javelin (168'8 7/8").
- 1937—CALIFORNIA, 10 points, 12th place, Arnold Nutting, 2nd long jump, (25'3"); Guy Manuel, 6th, long jump (24'5"); Les Voorhees, 6th, 2-mile, (9:18.9).
- 1938—CALIFORNIA, 9 points, 18th place, George Anderson, 4th low hurdles, Arnold Nutting, 4th, long jump (24'8½"); Guy Manuel, 6th, long jump, (24'6½"); Leonard Spencer, 6th, mile.
- 1939—CALIFORNIA, 11 points, 11th place, Don Watts, 2nd, 440; Guy Manuel, 5th, long jump, Keither Monroe, 5th, pole vault, (13'10").
- 1940—CALIFORNIA, 24 points, 3rd place, Marty Biles, 1st, javelin, (204'10"); Guinn Smith, 2nd, pole vault, (13'6"); Herb Michael, 3rd, shot put, (52'10"); Denzil Widel, 4th, 880.
- 1941—CALIFORNIA, 49½ points, 3rd place, Marty Biles, 1st, javelin, (220'1"); Bob Biles, 3rd, javelin, (208'4"); Grover Klemmer, 3rd, 440, (46.8); Guinn Smith, 1st, tie, pole vault, (14'2"); Luther Nichols, 3rd, tie, pole vault, (13'6"); Clarence Barnes, 3rd, mile, (1:52.0); Barney Wolf, 3rd, discus, (159'11¾"); Dick Peter, 5th, mile, (4:11.9).
- 1942—CALIFORNIA, 30½ points, 3rd place, Harold Davis, 1st, 100, (9.6), 1st, 220, (21.2); Bob Biles, 1st, javelin, (213'9¾"); Keith Grosward, 6th, pole vault, (13'0"); Luther Nichols, 6th, pole vault, (13'0").
- 1943—CALIFORNIA, 39 points, 2nd place, Harold Davis, 1st, 100, (10.0), 1st, 220, (21.4); Ralph Dewey, 2nd, mile; Lee Angelich, 5th, low hurdles, 6th, high hurdles; Keith Grosward, 2nd, pole vault, (13'10").
- 1944—NO COMPETITION
- 1945—NO COMPETITION
- 1946—CALIFORNIA, 6¾ points, 23rd place, Chuck Hanger, 5th, high jump, (6'4"); Max Yerxa, 3rd, javelin, (188'9 5/8").
- 1947—CALIFORNIA, 4 points, 31st place, Richard Millington, 4th, discus (148'3").
- 1948—CALIFORNIA, 19¼ points, 5th place, Francis Friedenbach, 2nd, javelin, (204'5½"); Chuck Hanger, 3rd, tie, high jump, (6'6"); Don Anderson, 2nd, 100m.
- 1949—CALIFORNIA, 6 points, 23rd place, George Roseme, 4th, javelin, (204'2½"); Rod Grant, 5th, long jump, (23'3").
- 1950—CALIFORNIA, 20 points, 6th place, Don Anderson, 2nd, 100, 220; George Roseme, 4th, javelin, (199'2½").
- 1951—CALIFORNIA, 8 points, 20th place, John White, 2nd, javelin, (212'10½").
- 1952—CALIFORNIA, 17¼ points, 11th place, George Roseme, 1st, javelin, (228'8¾"); Lon Spurrier, 3rd, tie, 800m, (1:50.6); Sam Adams, 6th, javelin, (203'1 7/8"); John George, 6th, 100m, (10.8); Dave Seed, 6th, pole vault, (13'6").
- 1953—CALIFORNIA, 13 points, 9th place, Len Simpson, 3rd, mile, (4:11.5); Guy Blackburn, 5th, 100, (10.0); Lon Spurrier, 5th, 880, (1:53.5); Sam Adams, 5th, javelin, (206'5/8"); Phil Greenwood, 6th, long jump, (23'10"w).

INDIVIDUAL SCORING IN NCAA MEETS (Continued)

- 1954—CALIFORNIA, 27 points, 3rd place, Larry Anderson, 1st, pole vault, (14'2"); John Stellern; 2nd, shot put, (53'7 1/8"); Charlie Butt, 3rd, shot put, (53'6 1/2"); Dick Richter, 5th, javelin, (197'6"); Lon Spurrier, 5th, 880.
- 1956—CALIFORNIA, 14 points, 11th place, Bob House, 2nd, 6-mile, (31:46.0); Leamon King, 4th, 100, (10.7); John Kahnert, 5th, shot put, (54'11 1/2").
- 1957—CALIFORNIA, 32 points, 2nd place, Don Bowden, 1st, 880, (1:47.2); Leamon King, 2nd, 220, (21.2), 3rd, 100; Bob House, 2nd, 2-mile, (8:59.8).
- 1958—CALIFORNIA, 13 points, 10th place, Jack Yerman, 3rd, 440, (46.6); Don Bowden, 4th, mile, (4:06.9); Maynard Orme, 5th, 880, (1:50.4); Willie White, 6th, 100, (9.8).
- 1959—CALIFORNIA, 1 point, no place, Bob Karlsrud, 6th, 440, (54.7); ed. note: Jack Yerman was disqualified after winning the 1st and 2nd heats of 440.
- 1960—CALIFORNIA, 13 points, 16th place, Jerry Siebert, 2nd, 800m, (1:46.9); Willie White, 4th, 100m, (10.4); Jack Yerman, 6th, 400m, (46.8).
- 1961—CALIFORNIA, 2 points, 40th place, Dave Maggard, 5th, shot put, (56'6 1/2").
- 1962—CALIFORNIA, 19 points, 7th place, Robert Olsen, 1st, high jump, 6'10"; Gene Johnson, 2nd, tie, high hump, (6'9"); Dave Maggard, 4th, shot put, (59'8 3/4").
- 1963—CALIFORNIA, 15 points, 11th place, Roger Olsen, 2nd, high jump, (6'9 1/4"); Todd Gaskill, 3rd, triple jump, (49'3"); Matt Baggett, 6th, shot put, (56'8").
- 1964—CALIFORNIA, 30 points, tie for 3rd place, mile relay, (Courchesne, Fishback, Beaty, Archibald), 1st, (3:07.4); Gene Johnson, 2nd, high jump, (6'10"); Don Schmidt, 3rd, discus, (175'0"); Dave Archibald, 4th, 400m, (46.0); Roger Olsen, 5th, high jump, (6'9").
- 1965—CALIFORNIA, 25 1/2 points, 4th place, mile relay, (Glenn, Fishback, Beaty, Archibald), 1st, (3:07.5); Forrest Beaty, 2nd, 440, (46.3); Dave Archibald, 3rd, 440, (46.4); Bill Carter, 5th, high jump, (6'8").
- 1966—CALIFORNIA, 9 points, no place, mile relay, (Glenn, Shafer, Hengl, Beaty), 2nd, (3:07.9); Larry Hengl, 6th, (46.9); Paddy McCrary, 3rd, (later disqualified), (51.4).
- 1967—CALIFORNIA, 9 points, 25th place, mile relay, (Glenn, Diehl, D. Smith, Hengl), 4th, (3:08.0); Bob Price, 5th, SC, (9:09.5); Greg Miguel, 5th, pole vault, (16'4"); Stan Royster, 6th, long jump, (24'1").
- 1968—CALIFORNIA, 14 points, tie for 10th place, mile relay, (Glenn, D. Smith, Hengl, Beaty), 4th, (3:09.4); Stan Royster, 4th, long jump, (25'2 3/4") Paddy McCrary, 4th, 440, (50.7).
- 1969—CALIFORNIA scored no points.
- 1970—CALIFORNIA, 40 points, CHAMPIONS, 440 relay, 1st, (Couser, Curtis, Masters, Hart), 1st, (40.3); Eddie Hart, 1st, 100, (9.4); Issac Curtis, 2nd, 100, (9.4), 3rd, 220, (20.8); Rich Dunn, 2nd, triple jump, (50'11 3/4"). Cal later disqualified because of ineligible performer resulting in a loss of 18 points.
- 1971—CALIFORNIA, 22 points, 7th place, Rich Brown, 2nd, 880, (1:49.5); Eddie Hart, 2nd, 100 (9.5), 3rd, 220 (20.9).
- 1972—CALIFORNIA did not compete.
- 1973—CALIFORNIA, 10 points, 19th place, Bruce Kennedy, 2nd, javelin, (266'5"); Rich Brown, 5th, 880, (1:48.3).
- 1974—CALIFORNIA, 6 points, tie for 15th place, Rich Brown, 3rd, 880, (1:49.1).
- 1975—CALIFORNIA, 10 points, tie for 15th place, 440 relay, 2nd, (Strickland, Burns, Nichols, Walker), (39.4); mile relay, 5th, (Grasha, Burns, Walker, Robinson), (3:08.0).
- 1976—CALIFORNIA, 16 points, tie for 12 place, Ed Miller, Decathlon, 1st, (7,443 pts.); 1600 meter relay, 3rd, (Wallace, Walker, Mosley, Robinson), (3:03.9).

NCAA CHAMPIONSHIP STORY

YEAR CHAMPION (COACH)

- 1921 Illinois (Harry Gill)
 1922 CALIFORNIA (WALTER CHRISTIE)
 1923 Michigan (Steve Farrell)
 1925 Stanford (R.L. Templeton)
 1926 USC (Dean Cromwell)
 1927 Illinois (Harry Gill)
 1928 Stanford (R.L. Templeton)
 1929 Ohio State (Frank Castleman)
 1930 USC (Dean Cromwell)
 1931 USC (Dean Cromwell)
 1932 Indiana (Billy Hayes)
 1933 LSU (Bernie Moore)
 1934 Stanford (R.L. Templeton)
 1935 USC (Dean Cromwell)
 1936 USC (Dean Cromwell)
 1937 USC (Dean Cromwell)
 1938 USC (Dean Cromwell)
 1939 USC (Dean Cromwell)
 1940 USC (Dean Cromwell)
 1941 USC (Dean Cromwell)
 1942 USC (Dean Cromwell)
 1943 USC (Dean Cromwell)
 1944 Illinois (Leo Johnson)
 1945 Navy (E.J. Thomson)
 1946 Illinois (Leo Johnson)
 1947 Illinois (Leo Johnson)
 1948 Minnesota (James Kelly)
 1949 USC (Jess Hill)
 1950 USC (Jess Hill)
 1951 USC (Jess Mortensen)
 1952 USC (Jess Mortensen)
 1953 USC (Jess Mortensen)
 1954 USC (Jess Mortensen)
 1955 USC (Jess Mortensen)
 1956 UCLA (Ducky Drake)
 1957 Villanova (James Elliott)
 1958 USC (Jess Mortensen)
 1959 Kansas (M.E. Easton)
 1960 Kansas (M.E. Easton)
 1961 USC (Jess Mortensen)
 1962 Oregon (Bill Bowerman)
 1963 USC (Vern Wolfe)
 1964 Oregon (Bill Bowerman)
 1965 Oregon (Bill Bowerman)
 USC (Verne Wolfe)
 1966 UCLA (Jim Bush)
 1967 USC (Vern Wolfe)
 1968 USC (Vern Wolfe)
 1969 San Jose State (Bud Winter)
 1970 Oregon (Bill Bowerman)
 BYU (Clarence Robison)
 Kansas (Bib Timmons)
 1971 UCLA (Jim Bush)
 1972 UCLA (Jim Bush)
 1973 UCLA (Jim Bush)
 1974 Tennessee (Stan Huntsman)
 1975 Texas-El Paso (Ted Banks)

RUNNER-UP

- Notre Dame
 Penn State
 Mississipi St.
 Ohio State
 Washington
 Washington
 Ohio State
 Ohio State
 USC
 USC
 Ohio State
 Ohio State
 Stanford
 Stanford
 Stanford
 Stanford
 Indiana
 Ohio State
 CALIFORNIA
 Notre Dame
 Illinois
 USC
 USC
 USC
 UCLA
 Stanford
 Cornell
 San Jose State
 Illinois
 Illinois
 UCLA
 Kansas
 CALIFORNIA
 Kansas
 San Jose State
 USC
 Oregon
 Villanova
 Stanford
 San Jose State
 Brigham Young
 Oregon
 Washington State
 Kansas
 USC
 USC
 Oregon
 UCLA
 UCLA
 Washington
 Chicago
 Chicago
 Chicago
 Chicago
 Chicago
 Chicago
 USC
 Chicago
 CALIFORNIA
 Minnesota
 USC
 Minnesota
 Stanford
 Nebraska
 Northwestern
 Marquette
 Marquette
 Minnesota
 Utah
 Minnesota
 USC
 Minnesota
 Minnesota
 Washington
 CALIFORNIA
 Nebraska
 CALIFORNIA
 Pennsylvania
 Oregon
 New Mexico
 Oregon
 CALIFORNIA
 Indiana
 Brigham Young
 CALIFORNIA
 Tennessee
 Drake
 Washington
 Oregon
 Louisiana State
 Texas
 Brigham Young

SITE-HOST

NUMBER OF NCAA TEAM CHAMPIONSHIPS

- USC—26
 Illinois—5
 UCLA—5
 Oregon—4
 Stanford—3
 Kansas—2

- CALIFORNIA—1
 Michigan—1
 Ohio State—1
 Indiana—1
 LSU—1
 Navy—1

- Minnesota—1
 Villanova—1
 San Jose State—1
 Brigham Young—1
 Tennessee—1
 Texas—El Paso—1

CALIFORNIA TRACK ALL-AMERICANS

1922	1954
John Merchant, Hammer	Larry Anderson, Pole Vault
John Merchant, Shot Put	John Stelling, Shot Put
Allen Norris, Pole Vault	Charlie Butt, Shot Put
1925	1956
Oather Hampton, High Jump	Bob House, 6-Mile
1930	1957
Ken Churchill, Javelin	Don Bowden, 880
1931	Leamon King, 100, 220
Ken Churchill, Javelin	Bob House, 2-Mile
1934	1958
Bob Clark, Long Jump	Jack Yerman, 440
Charles Van Tress, Pole Vault	1960
1935	Jerry Siebert, 880
George Anderson, 100, 220	1962
Jack Mauger, Pole Vault	Roger Olsen, High Jump
1936	Gene Johnson, High Jump
Archie Williams, 440	1963
George Mackey, Shot Put	Roger Olsen, High Jump
1937	Todd Gaskill, Triple Jump
Arnold Nutting, Long Jump	1964
1939	Al Courchesne, Dave Fishback,
Don Watts, 440	Forest Beaty, Dave Archibald,
1940	Mile Relay
Marty Biles, Javelin	Gene Johnson, High Jump
Guinn Smith, Pole Vault	Don Schmidt, Discus
Herb Michael, Shot Put	1965
1941	Chuck Glenn, Dave Fishback,
Marty Biles, Javelin	Forrest Beaty, Dave Archibald,
Bob Biles, Javelin	Mile Relay
Grover Klemmer, 440	Forrest Beaty, 440
Guinn Smith, Pole Vault	Dave Archibald, 440
Luther Nichols, Pole Vault	1966
Clarence Barnes, Mile	Chuck Glenn, John Diehl,
Barney Wolf, Discus	Devon Smith, Pat Weddle,
1942	Mile Relay
Harold Davis, 100	1970
Harold Davis, 220	Don Couser, Issac Curtis,
Bob Biles, Javelin	David Masters, Eddie Hart,
1943	440 Relay
Harold Davis, 100	Eddie Hart, 100
Harold Davis, 220	Issac Curtis, 100, 220
Ralph Dewey, Mile	Rich Dunn, Triple Jump
Keither Grosward, Pole Vault	1971
1946	Rick Brown, 880
Max Yerxa, Javelin	Eddie Hart, 100, 220
1948	1973
Francis Friedenbach, Javelin	Bruce Kennedy, Javelin
Chuck Hanger, High Jump	1974
Don Anderson, 100	Rick Brown, 880
1950	1975
Don Anderson, 100	Howard Strickland, Sammy
Don Anderson, 220	Burns, John Nichols, Lesley
1951	Walker, 440 Relay
John White, Javelin	1976
1952	Ed Miller, Decathlon
George Roseme, Javelin	Paul Wallace, Wesley Walker,
Lon Spurrier, 880	Mckinley Mosely, James
1953	Robinson, 1600 Meter Relay
Len Simpson, Mile	

OUTSTANDING CAL PERFORMERS

CALIFORNIA WORLD RECORD HOLDERS

Year	Name	Event	Record
1914	Eddie Beeson	High Jump	6'7 $\frac{1}{4}$ "
1932	Bob Kiesel	400 Meter Relay	
1935	Tom Moore	120 HH	14.2*
1936	Archie Williams	400 Meters	46.1*
1941	Grover Klemmer	400 Meters	46.0
1941	Grover Klemmer	440 Yards	46.4
1941	Hal Davis	100 Meters	10.2
1941	Reese, Froom, Barnes, Klemmer	Mile Relay	3:09.4
1941	Reese, Klemmer, Peter, Barnes	2-Mile Relay	7:34.5
1942	Hal Davis	100 Yards	9.4*
1955	Lon Spurrier	880 Yards	1:47.5
1956	Leamon King	100 Yards	9.3*
1956	Leamon King	100 Meters	10.1
1956	Leamon King	400 Meter Relay Team	
1956	Lon Spurrier	Mile Relay Team	
1958	Orme, Siebert, Yerman, Bowden	2-Mile	7:20.9
1958	Yerman, Orme, White, Bowden	Sprint Medley	3:19.8
1958	Yerman, Upshaw, White, Bowden	Sprint Medley	3:18.8
1960	Jack Yerman	2-Mile Relay	
1960	Jerry Siebert	2-Mile Relay	
1960	Jack Yerman	Mile Relay	
1960	Jack Yerman	1600 Meter Relay	
1972	Eddie Hart	100 Meters	9.9
1972	Eddie Hart	400 Meter Relay	

OLYMPIC TEAM MEMBERS

Year	Name	Event	Record
1912	Fred Allen	Long Jump	6th
1920	Pesky Sprott	800 Meters	6th
1920	Brick Muller	High Jump	2nd
1920	Harry Liversedge	Shot Put	
1920	John Merchant	Long Jump	12th
1924	Bill Neufeldt	Javelin	5th
1924	Harry Liversedge	Shot Put	
1924	Paul Boren	Long Jump	
1924	John Merchant	Hammer Throw	
1932	Ken Churchill	Javelin	
1936	Bob Clark	Decathlon	2nd
1936	Bob Clark	Long Jump	6th
1948	Marty Biles	Javelin	6th
1948	Kaare Vefling (Norway)	1500 meters	
1952	Price King	10K Walk	
1956	Lon Spurrier	800 Meters	6th
1956	Don Bowden	1500 Meters	
1960	Jerry Siebert	800 Meters	
1964	Jerry Siebert	800 Meters	6th
1968	Dave Maggard	Shot Put	5th
1972	Roddy Lee (Taiwan)	Hurdles	
1972	Rick Brown	800 Meters	
1976	James Robinson	800 Meters	

OLYMPIC CHAMPIONS

GOLD MEDALISTS

Year	Name	Event
1928	Walter Christie	Coach
1932	Bob Kiesel	400 Meter Relay
1936	Archie Williams	400 Meter Dash
1948	Guinn Smith	Pole Vault
1952	Brutus Hamilton	Coach
1956	Leamon King	400 Meter Relay
1960	Jack Yerman	1600 Meter Relay
1972	Eddie Hart	400 Meter Relay

NATIONAL AAU CHAMPIONS

Year	Name	Event	Record
1904	A.D. Plaw	Hammer Throw	162'
1905	A.D. Plaw	Hammer Throw	163'4"
1911	O.F. Snedigar	Javelin Throw	165' 1/5"
1921	S.S. Sorrenti	Javelin Throw	154'10 3/4"
1927	Jack Merchant	Hammer Throw	170'7 1/2"
1929	Jack Merchant	Hammer Throw	170'6"
1935	Tom Moore	400M Hurdles	53.5
1940	Grover Klemmer	440-Yard Dash	47.0m
1941	Grover Klemmer	440-Yard Dash	46.0m
1942	Harold Davis	100-Yard Dash	10.5m
		220-Yard Dash	20.9m
1943	Harold Davis	100-Yard Dash	10.3m
		220-Yard Dash	20.2wm
1943	Martin Biles	Javelin Throw	202'5"
1944	Martin Biles	Javelin Throw	211'
1945	Les Howe	High Jump	6'5 3/4"
1957	Leamon King	100-Yard Dash	9.7
1960	Willie White	100-Yard Dash	9.8
1962	Jerry Siebert	880-Yard Run	1:47.1
1963	Gene Johnson	High Jump	7'
1965	Forest Beaty	220-Yard Dash	21.3
1976	James Robinson	800 Meters	1:46.9



James Robinson



Grover Klemmer

CALIFORNIA TRACK HISTORY

YEAR	COACH	W	L	T
1901	Walter Christie	3	0	0
1902	Walter Christie	2	2	0
1903	Walter Christie	0	1	0
1904	Walter Christie	0	1	0
1905	Walter Christie	1	0	0
1906	Walter Christie	1	0	0
1907	Walter Christie	1	1	0
1908	Walter Christie	3	0	0
1909	Walter Christie	2	1	0
1910	Walter Christie	2	2	0
1911	Walter Christie	1	0	0
1912	Walter Christie	2	0	0
1913	Walter Christie	2	2	0
1914	Walter Christie	2	2	0
1915	Walter Christie	4	1	0
1916	Walter Christie	3	1	0
1917	Walter Christie	4	1	0
1918	Walter Christie	1	2	0
1919	Walter Christie	3	1	0
1920	Walter Christie	6	0	0
1921	Walter Christie	6	0	0
1922	Walter Christie	5	0	1
1923	Walter Christie	6	0	0
1924	Walter Christie	3	1	0
1925	Walter Christie	4	1	0
1926	Walter Christie	4	2	0
1927	Walter Christie	3	2	0
1928	Walter Christie	1	4	0
1929	Walter Christie	1	3	0
1930	Walter Christie	1	4	0
1931	Walter Christie	3	3	0
1932	Walter Christie	1	4	0
1933	Brutus Hamilton	5	2	0
1934	Brutus Hamilton	5	4	0
1935	Brutus Hamilton	6	1	0
1936	Brutus Hamilton	4	3	0
1937	Brutus Hamilton	2	4	0
1938	Brutus Hamilton	4	1	0
1939	Brutus Hamilton	4	2	0
1940	Brutus Hamilton	3	3	0
1941	Brutus Hamilton	4	1	0
1942	Brutus Hamilton	3	1	0
1943	Al Ragan	5	0	0
1944	Al Ragan	3	2	0
1945	Al Ragan	2	4	0
1946	Brutus Hamilton	6	3	0
1947	Brutus Hamilton	3	3	0
1948	Brutus Hamilton	3	2	0
1949	Brutus Hamilton	6	2	0
1950	Brutus Hamilton	7	3	0
1951	Brutus Hamilton	5	4	0
1952	Brutus Hamilton	4	2	0
1953	Brutus Hamilton	7	2	0
1954	Brutus Hamilton	6	2	0
1955	Brutus Hamilton	2	5	0
1956	Brutus Hamilton	4	4	0
1957	Brutus Hamilton	6	2	0
1958	Brutus Hamilton	4	3	0
1959	Brutus Hamilton	6	2	0
1960	Brutus Hamilton	4	4	0
1961	Brutus Hamilton	2	5	0
1962	Brutus Hamilton	1	6	0
1963	Brutus Hamilton	3	4	0
1964	Brutus Hamilton	4	4	0
1965	Brutus Hamilton	2	8	0
1966	Sam Bell	2	10	0
1967	Sam Bell	3	5	0
1968	Sam Bell	5	4	0
1969	Sam Bell	6	5	0
1970	Dave Maggard	5	4	0
1971	Dave Maggard	6	4	0
1972	Dave Maggard	5	3	0
1973	Erv Hunt	8	3	0
1974	Erv Hunt	5	3	0
1975	Erv Hunt	6	3	0
1976	Erv Hunt	5	3	0

EDWARDS STADIUM'S NEW LOOK

After 45 years of one of the richest track traditions in the world, Cal's Edwards Stadium will get a new track surface after an exhausting fund raising drive.

Long considered the finest track facility in the world, the 22,000 seat stadium has received a face lift with the installation of a Tartan Surface not only on the oval but on all the infield runways as well.

The track oval will also be changed to a metric distance thus changing from 440 yard to the more contemporary 400 meter distance.

Edwards was originally finished in 1932 and at the time it was the only, "pure track" stadium in the world. Edwards stadium has been the site of seven NCAA Championship meets, one National AAU Championship, an All-American Invitational in 1966, the 1971 US vs. USSR meet, and six Kennedy Games Meets.

The stadium is named after Col. George C. Edwards, as is the field adjoining it to the east.

In 1957 the oval itself was dedicated in the name of Walter Christie, California's first track coach, 1900-32, and in the early sixties "friends of California track", raised funds to build the Walter Christie bench which stands just outside the running track on the west side of the field.


With funds that remained after the bench was built, the electric clock that stands atop the scoreboard to the north was purchased.

Prior to this year the track was last redone in 1965 with Fresno clay and cinders. The site of 10 world records and 16 American records and at least 18 collegiate records the new surface will once again upgrade Cal's Edwards Stadium to one of the finest track facilities in the world.

The bid for construction and installation of the Tartan surface was awarded to West Coast Surfacing of Redwood City, California at an estimate cost of \$240,000.

WORLD RECORDS SET IN EDWARDS STADIUM

220t (20.6) Ray Norton (SCYV) 1959	880 (1:47.5) Lon Spurrier (Oly. Club) 1955
440 (46.4) Grover Klemmer (Cal) 1941	Mile (3:51.3) Jim Ryun (Kansas Fr.) 1966
440 ((46.3) Herb McKenley (Jamaica) 1947	PV (15'0") Cornelius Wamerdam (OC) 1940
440 (46.0) Herb McKenley (Jamaica) 1948	PV (15'6 7/8) Cornelius Wamerdam (OC) 1942
440 (45.7) Glenn Davis (Ohio St.) 1958	HJ (7'6 1/4") Pat Matzdorf (Wisconsin) 1971



EDWARDS STADIUM RECORDS

YARDS

Year	Name	Event	Record
1970	Kirk Clifton	100	9.3
1970	Isaac Curtis	100	9.3
1972	Eddie Hart	100	9.3
1973	Steve Williams	100	9.3
1970	John Carlos	220	20.4
1958	Glenn Davis	440	45.7
1972	Wayne Collett	440	45.7
1955	Lon Spurrier	880	1:47.5
1966	Jim Ryun	Mile	3:51.3
1971	Bob Boglione	2-Mile	8:45.8
1971	Steve Prefontaine	3-Mile	13:05.2
1971	Frank Shorter	6-Mile	27:50.0
1968	McCullouch, Kuller, Simpson, Miller	440 Relay	39.3
1966	Evans, Smith, Frey, Lewis	Mile Relay	3:04.7

METERS

1968	Lennox Miller	100m	10.1
1968	Jerry Bright	100m	10.1
1970	John Carlos	200m	20.4
1968	Lee Evans	400 m	45.0
1960	George Kerr	800 m	1:46.4
1966	Jim Ryun	1500m	3:36.1
1971	Steve Prefontaine	5000m	13:30.4
1971	Rashid Sharafytdinov	10,000m	28:38.6
1972	Steve Savage	3000m	8:39.2
1968	Earl McCullouch	110m	13.3
1972	Rod Milburn	110m	13.3
1958	Charlie Tidwell	220LH	22.7
1965	Mike Douglas	330IH	37.5
1972	Dick Bruggeman	440IH	50.4
1968	Dave Hemery	400mIH	49.8
1971	Dave Roberts	Pole Vault	17'5"
1971	Dave Roberts	Pole Vault	17'5"
1971	Pat Matzdorf	High Jump	7'6 1/4"
1969	Stan Whitley	Long Jump	26'1 1/2"
1966	Art Walker	Triple Jump	54'7 3/4"
1970	Randy Matson	Shot Put	71' 1/4"
1973	Tim Vollmer	Discus	209'4"
1971	Janis Donins	Javelin	293'1"
1971	Tom Gage	Hammer	233'6"
1971	Russ Hodge	Decathlon	7698
1966	Anderson, Busby, Jones, Hines	400 Relay	39.1
1971	Daley, Lawson, Quarrie, Miller	400 Relay	39.1
1971	Garrison, Newhouse, Turner, Bond	1600 Relay	3:02.9

COLLEGIATE RECORDS

EDWARDS STADIUM

1965	Tommie Smith	220	20.6
1965	Tom Farrell	880	1:48.1
1965	Doug Brown	6-Mile	27:59.2
1971	Sid Sink	3000 SC	8:41.4
1968	Lennox Burgher	Triple Jump	53'1 1/4"
1966	Randy Matson	Shot Put	67' 2/4"
1973	Ken Stadel	Discus	200'7"
1970	Mark Murro	Javelin	278'6"

CALIFORNIA FROSH TRACK RECORDS

3,000 -Meter SC	9:08.2	Emerson Davis	1973
400 Meters Relay	41.1	(Adams, Brinkworth, Gould, Beaty)	1963
1,500 Meters	3:46.9	Cliff West	1969
110 Meter Hurdles	13.8	Carl Florant	1974
400 Meters	46.0	Dave Archibald	1962
100 Meters	10.3	Issac Curtis	1970
800 Meters	1:48.2	Rick Brown	1971
400 IH	53.2	Mark Uribe	1976
200 Meters	20.7	Issac Curtis	1970
3,000 Meters	8:17.4	Gary Blume	1975
5,000 Meters	14:16.4	Gary Blume	1975
1600 Meters Relay	3:09.1	(Coursheesne, Fishback, Brown, Archibald)	1962
Shot Put	56-1	Rolin Luka	1969
Javelin	249-10	Bruce Kennedy	1970
Long Jump	24-9 3/4	Monte Upshaw	1955
Pole Vault	15-6	Larry Hintz	1974
High Jump	7-3 1/4	Clarence Johnson	1967
Discus	176-11	Chris Adams	1971
Triple Jump	51-9	Craig Conway	1972

CALIFORNIA INDOOR RECORDS

60	6.1	Eddie Hart, Oakland	1971
440	49.5	Larry Hengl, San Francisco	1967
500	57.5	Larry Hengl, Oakland	1968
600	1:10.1	James Robinson, San Diego	1975
880	1:53.6	Devone Smith, Detroit	1968
Mile	4:12.9	Eugenio Amaya, Oakland	1972
2-Mile	9:02.0	Brian Maxwell, San Francisco	1974
60HH	7.2	Roddy Lee, Oakland	1970
Long Jump	23'9"	Jim Kennedy, Seattle	1966
Triple	49'10 1/2"	Jim Fraser, Portland	1971
High Jump	6'10"	Gene Johnson, Portland	1964
		Tom Muphy, San Francisco	1976
		Eric Ritterath, Oakland	1975
Pole Vault	15'6"	Mike Bartel, San Francisco	1972
Shot Put	55'11 1/4"	Matt Baggett, San Francisco	1964
Mile Relay	3:19.1	(Weddle, Baron, Mc Crary, Hengl), San Francisco	1968



CALIFORNIA

The University of California at Berkeley has grown over more than a century to become a city of intellect across the bay from San Francisco. Nearly 30,000 students are pursuing academic goals here in almost a hundred fields of study. Berkeley is known now for having one of the top-rated graduate programs in the country.

A recent American Council of Education Survey found Berkeley to be one of the best educational institutions in the land, ranking 26 of Berkeley's 35 graduate schools among the top three in the nation. Perhaps no where else in the country can, an entering group of freshmen find ten Nobel Prize winners in the lecture hall and faculty rooms as easy to approach as fellow classmates.

In athletics Cal is national champion in crew, and conference champion in gymnastics, while all programs have enjoyed a resurgence of the quality performances of the late 1950's under the guidance of Athletic Director Dave Maggard.

In the Olympic Games this past summer in Montreal, Cal had the honor of producing seven Olympians; Tom Beach, U.S., Gymnastics; Peter Rocca, U.S. Swimming; Graham Smith, Canada, Swimming; Jim Carter, England, Swimming; Leif Erickson, Sweden, Swimming; Karim Ressang, Holland, Swimming and James Robinson, U.S.A., Track.

The University of California's athletic department fields nearly 25 varsity, junior varsity, and freshmen teams in 16 sports to place it as one of the largest and most comprehensive athletic programs in the nation.

Excellence, diversity, creativity and size are the hallmarks of the University of California at Berkeley.

