

STATE CHAMPIONSHIPS
At Eastern College
1935

100—1. Carigan (Compton), 10.31r (3.28 m.p.s.); 2. Hickey (San Diego), 10.45; 3. Motta (San Clemente), 10.46; 4. Woodcock (San Diego Southwest), 10.50; 5. Bette (Tulare), 10.55; 6. Scott (San Diego North), 10.58; 7. Lewis (Santa Clara Valley), 10.63; 8. Donald (Fremont), 11.71; 9. Williams (Antioch), 11.78.

200—1. Carigan (Compton), 20.84r (6.50 m.p.s.); 2. Scott (San Diego North), 20.98; 3. Hickey (San Diego Southwest), 21.17; 4. Motta (San Clemente), 21.35; 5. Hickey (San Diego), 21.36; 6. Bettle (Fremont), 21.43; 7. Bette (Antioch), 21.43; 8. Richardson (San Diego Southwest), 21.87; 9. Williams (Antioch), 21.84.

400—1. Dupree (Fresno Occidental), 47.71; 2. McCaslin (Compton Community), 47.44; 3. Sims (Exposures), 47.73; 4. Williams (San Jose Independent), 48.30; 5. Ruffley (Fremont), 48.68; 6. Evans (San Diego Mesa Mesa), 48.98; 7. Williams (San Jose Independent), 48.93; 8. Shepard (San Francisco Lincoln), disqualified just on long (Harvey Compton), did not run.

800—1. Ivey (El Modena), 1:03.85; 2. Price (El Cerrito), 1:04.26; 3. Amour (Bakersfield), 1:04.41; 4. Hendricks (Santa Ana), 1:04.56; 5. Sanchez (Chula Vista Deer Park), 1:04.86; 6. Woodard (Long Beach Poly.), 1:04.89; 7. Katz (Fremont), 1:05.94; 8. Koss (San Francisco Lincoln), 1:06.35; 9. Koss (Fremont Harbor), 1:06.48.

1,600—1. Don Spruce (La Mesa High), 4:12.22 (3.67 m.p.s.); 2. Fennell (Santa Barbara San Marcos), 4:13.02 (3.66 m.p.s.); 3. Gwynn (Santa Monica), 4:13.85 (3.65 m.p.s.); 4. Denton (Arroyo Grande), 4:14.43 (3.64 m.p.s.); 5. Scott (San Anselmo Duke), 4:14.55 (3.64 m.p.s.); 6. Egan (Lawrence), 4:17.22 (3.62 m.p.s.); 7. Hernandez (Imperial Beach Mar Vista), 4:21.13; 8. Curtis (Northridge), 4:26.32 (3.55 m.p.s.); 9. Walker (Escondido San Francisco), 4:26.87.

3,200—1. Herman (Carpenter County Calvert), 9:05.35 (3.28 m.p.s.); 2. Moore (San Luis Obispo), 9:03.55 (3.28 m.p.s.); 3. Mottley (San Gabriel), 9:05.21 (3.27 m.p.s.); 4. Schmitt (Carpenter), 9:06.57 (3.26 m.p.s.); 5. Larson (La Mesa High), 9:08.50 (3.25 m.p.s.); 6. Douglas (Hayward Moraga), 9:10.38 (3.25 m.p.s.); 7. Hernandez (Imperial Beach Mar Vista), 9:10.55 (3.25 m.p.s.); 8. Dean (Fremont), 9:10.92 (3.25 m.p.s.); 9. Nelson (San Mateo), 9:11.01 (3.24 m.p.s.); Others included—10. Schmitt (LA Fennell), 9:13.04 (3.23 m.p.s.); 11. Nelson (LA Fennell), 9:21.78 (3.20 m.p.s.); 12. Mottley (LA Fennell), 9:27.50.

100 HIGH HURDLES—1. Casan (Daly City Jefferson), 13.47; 2. Brown (Harrington Road), 14.13; 3. Arnold (Long Beach Poly.), 14.23; 4. Smith (Fremont), 14.37; 5. Richmond (Hayward), 14.38; 6. Davidson (Castroville), 14.40; 7. Hoggan (Fresno Hoover), 14.78; 8. Bell (Chula Vista Deer Park), 14.85; 9. Walker (Escondido), 14.97.

300 MEDIUM HURDLES—1. Williams (Escondido), 37.78; 2. Smith (Escondido), 38.04; 3. Landon (Carpenter County Calvert), 38.32; 4. Jackson (Duke), 38.55; 5. Anderson (San Diego), 39.00; 6. Richmond (Hayward), 39.22; 7. Arnold (Long Beach Poly.), 39.31; 8. Wicks (Fresno McLean), 39.33; 9. Walker (Escondido), did not finish.

400 RELAY—1. Compton (Compton, Harvey, Lyness, Carigan), 41.68; 2. Hawthorn, 41.38; 3. Galt, 41.88; 4. San Francisco, 41.91; 5. Fresno, 42.40; 6. Hayward Oaks, 42.44; 7. San Jose HS, 42.47; 8. Cupertino (Cupertino), 42.85; 9. Oakland (Oakland), disqualified just on long.

1,600 RELAY—1. Hawthorn (Hawthorn, Hays, Swain, Turner), 3:18.01; 2. Oakland (Oakland, O'Dowd), 3:16.53; 3. Vallejo, 3:17.37; 4. Fresno (Fresno, 3:18.10; 5. Santa Ana (Santa Ana, 3:18.25; 6. Fresno, 3:18.65; 7. Berkeley (Berkeley, 3:19.17; 8. Birmingham, 3:22.75; 9. Fresno, disqualified just on long.

800 MILE—1. Anderson (Wentworth North), 7-2; 2. Galt (Palmdale), 7-1; 3. Smith (Alhambra), 5-1; 4. Olson (O'Neil (Bakersfield), 5-1; 5. Hayes (Fresno Western), 5-10; 6. Montgomery (Lynwood), 6-8; 7. Todd (Fiddling Creek), 6-6; 8. Ross (Royal), 5-8; 9. Hamilton (San Marcos), San Diego section, no night (3-4).

100 MILE—1. Cox (Fresno Hoover), 18-6; 2. McCaslin (Chula Vista Nevada Union), 15-2; 3. Chadwick (Fremont), 15-2; 4. S. Shamba (Escondido San Francisco), 15-2; 5. Phelps (Sacramento Christian Brothers), 14-8; 6. De Barrows (Fresno (Lynch) and Lynn (Lynch), 14-6; 7. P. Hays (Royal), 14-6; 8. Schmidt (Santa Ana), 14-2.

1000 MILE—1. Stoney (Eatonville), 25-14r (2.64 m.p.s.); 2. Edwards (Hayward), 24-21r (2.63 m.p.s.); 3. Hill (Hayward High Tech), 24-21; 4. Woods (Hayward), 24-21; 5. Bodie (Santa Ana), 23-17r; 6. Johnson (Carpenter Springs), 22-6r; 7. Moore (Hayward), 22-0r; 8. Wright (Hayward), 22-2; 9. Sweet (San Diego Mesa), 21-0r.

1000 MILE—1. Solis (Wood), 58-4r; 2. Johnson (Carpenter Springs), 48-51r; 3. Kirby (Lynwood), 48-4r; 4. Washington (Mesa), 47-11r; 5. Hammond (Hayward), 47-4r; 6. Hill (Hayward High Tech), 47-4r; 7. Hill (Hayward), 47-4r; 8. Hill (Hayward), 47-4r; 9. Hill (Hayward), 47-4r; 10. Hill (Hayward), 47-4r; 11. Hill (Hayward), 47-4r; 12. Hill (Hayward), 47-4r; 13. Hill (Hayward), 47-4r; 14. Hill (Hayward), 47-4r; 15. Hill (Hayward), 47-4r; 16. Hill (Hayward), 47-4r; 17. Hill (Hayward), 47-4r; 18. Hill (Hayward), 47-4r; 19. Hill (Hayward), 47-4r; 20. Hill (Hayward), 47-4r; 21. Hill (Hayward), 47-4r; 22. Hill (Hayward), 47-4r; 23. Hill (Hayward), 47-4r; 24. Hill (Hayward), 47-4r; 25. Hill (Hayward), 47-4r; 26. Hill (Hayward), 47-4r; 27. Hill (Hayward), 47-4r; 28. Hill (Hayward), 47-4r; 29. Hill (Hayward), 47-4r; 30. Hill (Hayward), 47-4r; 31. Hill (Hayward), 47-4r; 32. Hill (Hayward), 47-4r; 33. Hill (Hayward), 47-4r; 34. Hill (Hayward), 47-4r; 35. Hill (Hayward), 47-4r; 36. Hill (Hayward), 47-4r; 37. Hill (Hayward), 47-4r; 38. Hill (Hayward), 47-4r; 39. Hill (Hayward), 47-4r; 40. Hill (Hayward), 47-4r; 41. Hill (Hayward), 47-4r; 42. Hill (Hayward), 47-4r; 43. Hill (Hayward), 47-4r; 44. Hill (Hayward), 47-4r; 45. Hill (Hayward), 47-4r; 46. Hill (Hayward), 47-4r; 47. Hill (Hayward), 47-4r; 48. Hill (Hayward), 47-4r; 49. Hill (Hayward), 47-4r; 50. Hill (Hayward), 47-4r; 51. Hill (Hayward), 47-4r; 52. Hill (Hayward), 47-4r; 53. Hill (Hayward), 47-4r; 54. Hill (Hayward), 47-4r; 55. Hill (Hayward), 47-4r; 56. Hill (Hayward), 47-4r; 57. Hill (Hayward), 47-4r; 58. Hill (Hayward), 47-4r; 59. Hill (Hayward), 47-4r; 60. Hill (Hayward), 47-4r; 61. Hill (Hayward), 47-4r; 62. Hill (Hayward), 47-4r; 63. Hill (Hayward), 47-4r; 64. Hill (Hayward), 47-4r; 65. Hill (Hayward), 47-4r; 66. Hill (Hayward), 47-4r; 67. Hill (Hayward), 47-4r; 68. Hill (Hayward), 47-4r; 69. Hill (Hayward), 47-4r; 70. Hill (Hayward), 47-4r; 71. Hill (Hayward), 47-4r; 72. Hill (Hayward), 47-4r; 73. Hill (Hayward), 47-4r; 74. Hill (Hayward), 47-4r; 75. Hill (Hayward), 47-4r; 76. Hill (Hayward), 47-4r; 77. Hill (Hayward), 47-4r; 78. Hill (Hayward), 47-4r; 79. Hill (Hayward), 47-4r; 80. Hill (Hayward), 47-4r; 81. Hill (Hayward), 47-4r; 82. Hill (Hayward), 47-4r; 83. Hill (Hayward), 47-4r; 84. Hill (Hayward), 47-4r; 85. Hill (Hayward), 47-4r; 86. Hill (Hayward), 47-4r; 87. Hill (Hayward), 47-4r; 88. Hill (Hayward), 47-4r; 89. Hill (Hayward), 47-4r; 90. Hill (Hayward), 47-4r; 91. Hill (Hayward), 47-4r; 92. Hill (Hayward), 47-4r; 93. Hill (Hayward), 47-4r; 94. Hill (Hayward), 47-4r; 95. Hill (Hayward), 47-4r; 96. Hill (Hayward), 47-4r; 97. Hill (Hayward), 47-4r; 98. Hill (Hayward), 47-4r; 99. Hill (Hayward), 47-4r; 100. Hill (Hayward), 47-4r.

500 MILE—1. Hill (Hayward), 47-4r; 2. Hill (Hayward), 47-4r; 3. Hill (Hayward), 47-4r; 4. Hill (Hayward), 47-4r; 5. Hill (Hayward), 47-4r; 6. Hill (Hayward), 47-4r; 7. Hill (Hayward), 47-4r; 8. Hill (Hayward), 47-4r; 9. Hill (Hayward), 47-4r; 10. Hill (Hayward), 47-4r; 11. Hill (Hayward), 47-4r; 12. Hill (Hayward), 47-4r; 13. Hill (Hayward), 47-4r; 14. Hill (Hayward), 47-4r; 15. Hill (Hayward), 47-4r; 16. Hill (Hayward), 47-4r; 17. Hill (Hayward), 47-4r; 18. Hill (Hayward), 47-4r; 19. Hill (Hayward), 47-4r; 20. Hill (Hayward), 47-4r; 21. Hill (Hayward), 47-4r; 22. Hill (Hayward), 47-4r; 23. Hill (Hayward), 47-4r; 24. Hill (Hayward), 47-4r; 25. Hill (Hayward), 47-4r; 26. Hill (Hayward), 47-4r; 27. Hill (Hayward), 47-4r; 28. Hill (Hayward), 47-4r; 29. Hill (Hayward), 47-4r; 30. Hill (Hayward), 47-4r; 31. Hill (Hayward), 47-4r; 32. Hill (Hayward), 47-4r; 33. Hill (Hayward), 47-4r; 34. Hill (Hayward), 47-4r; 35. Hill (Hayward), 47-4r; 36. Hill (Hayward), 47-4r; 37. Hill (Hayward), 47-4r; 38. Hill (Hayward), 47-4r; 39. Hill (Hayward), 47-4r; 40. Hill (Hayward), 47-4r; 41. Hill (Hayward), 47-4r; 42. Hill (Hayward), 47-4r; 43. Hill (Hayward), 47-4r; 44. Hill (Hayward), 47-4r; 45. Hill (Hayward), 47-4r; 46. Hill (Hayward), 47-4r; 47. Hill (Hayward), 47-4r; 48. Hill (Hayward), 47-4r; 49. Hill (Hayward), 47-4r; 50. Hill (Hayward), 47-4r; 51. Hill (Hayward), 47-4r; 52. Hill (Hayward), 47-4r; 53. Hill (Hayward), 47-4r; 54. Hill (Hayward), 47-4r; 55. Hill (Hayward), 47-4r; 56. Hill (Hayward), 47-4r; 57. Hill (Hayward), 47-4r; 58. Hill (Hayward), 47-4r; 59. Hill (Hayward), 47-4r; 60. Hill (Hayward), 47-4r; 61. Hill (Hayward), 47-4r; 62. Hill (Hayward), 47-4r; 63. Hill (Hayward), 47-4r; 64. Hill (Hayward), 47-4r; 65. Hill (Hayward), 47-4r; 66. Hill (Hayward), 47-4r; 67. Hill (Hayward), 47-4r; 68. Hill (Hayward), 47-4r; 69. Hill (Hayward), 47-4r; 70. Hill (Hayward), 47-4r; 71. Hill (Hayward), 47-4r; 72. Hill (Hayward), 47-4r; 73. Hill (Hayward), 47-4r; 74. Hill (Hayward), 47-4r; 75. Hill (Hayward), 47-4r; 76. Hill (Hayward), 47-4r; 77. Hill (Hayward), 47-4r; 78. Hill (Hayward), 47-4r; 79. Hill (Hayward), 47-4r; 80. Hill (Hayward), 47-4r; 81. Hill (Hayward), 47-4r; 82. Hill (Hayward), 47-4r; 83. Hill (Hayward), 47-4r; 84. Hill (Hayward), 47-4r; 85. Hill (Hayward), 47-4r; 86. Hill (Hayward), 47-4r; 87. Hill (Hayward), 47-4r; 88. Hill (Hayward), 47-4r; 89. Hill (Hayward), 47-4r; 90. Hill (Hayward), 47-4r; 91. Hill (Hayward), 47-4r; 92. Hill (Hayward), 47-4r; 93. Hill (Hayward), 47-4r; 94. Hill (Hayward), 47-4r; 95. Hill (Hayward), 47-4r; 96. Hill (Hayward), 47-4r; 97. Hill (Hayward), 47-4r; 98. Hill (Hayward), 47-4r; 99. Hill (Hayward), 47-4r; 100. Hill (Hayward), 47-4r.

1000 MILE—1. Hill (Hayward), 47-4r; 2. Hill (Hayward), 47-4r; 3. Hill (Hayward), 47-4r; 4. Hill (Hayward), 47-4r; 5. Hill (Hayward), 47-4r; 6. Hill (Hayward), 47-4r; 7. Hill (Hayward), 47-4r; 8. Hill (Hayward), 47-4r; 9. Hill (Hayward), 47-4r; 10. Hill (Hayward), 47-4r; 11. Hill (Hayward), 47-4r; 12. Hill (Hayward), 47-4r; 13. Hill (Hayward), 47-4r; 14. Hill (Hayward), 47-4r; 15. Hill (Hayward), 47-4r; 16. Hill (Hayward), 47-4r; 17. Hill (Hayward), 47-4r; 18. Hill (Hayward), 47-4r; 19. Hill (Hayward), 47-4r; 20. Hill (Hayward), 47-4r; 21. Hill (Hayward), 47-4r; 22. Hill (Hayward), 47-4r; 23. Hill (Hayward), 47-4r; 24. Hill (Hayward), 47-4r; 25. Hill (Hayward), 47-4r; 26. Hill (Hayward), 47-4r; 27. Hill (Hayward), 47-4r; 28. Hill (Hayward), 47-4r; 29. Hill (Hayward), 47-4r; 30. Hill (Hayward), 47-4r; 31. Hill (Hayward), 47-4r; 32. Hill (Hayward), 47-4r; 33. Hill (Hayward), 47-4r; 34. Hill (Hayward), 47-4r; 35. Hill (Hayward), 47-4r; 36. Hill (Hayward), 47-4r; 37. Hill (Hayward), 47-4r; 38. Hill (Hayward), 47-4r; 39. Hill (Hayward), 47-4r; 40. Hill (Hayward), 47-4r; 41. Hill (Hayward), 47-4r; 42. Hill (Hayward), 47-4r; 43. Hill (Hayward), 47-4r; 44. Hill (Hayward), 47-4r; 45. Hill (Hayward), 47-4r; 46. Hill (Hayward), 47-4r; 47. Hill (Hayward), 47-4r; 48. Hill (Hayward), 47-4r; 49. Hill (Hayward), 47-4r; 50. Hill (Hayward), 47-4r; 51. Hill (Hayward), 47-4r; 52. Hill (Hayward), 47-4r; 53. Hill (Hayward), 47-4r; 54. Hill (Hayward), 47-4r; 55. Hill (Hayward), 47-4r; 56. Hill (Hayward), 47-4r; 57. Hill (Hayward), 47-4r; 58. Hill (Hayward), 47-4r; 59. Hill (Hayward), 47-4r; 60. Hill (Hayward), 47-4r; 61. Hill (Hayward), 47-4r; 62. Hill (Hayward), 47-4r; 63. Hill (Hayward), 47-4r; 64. Hill (Hayward), 47-4r; 65. Hill (Hayward), 47-4r; 66. Hill (Hayward), 47-4r; 67. Hill (Hayward), 47-4r; 68. Hill (Hayward), 47-4r; 69. Hill (Hayward), 47-4r; 70. Hill (Hayward), 47-4r; 71. Hill (Hayward), 47-4r; 72. Hill (Hayward), 47-4r; 73. Hill (Hayward), 47-4r; 74. Hill (Hayward), 47-4r; 75. Hill (Hayward), 47-4r; 76. Hill (Hayward), 47-4r; 77. Hill (Hayward), 47-4r; 78. Hill (Hayward), 47-4r; 79. Hill (Hayward), 47-4r; 80. Hill (Hayward), 47-4r; 81. Hill (Hayward), 47-4r; 82. Hill (Hayward), 47-4r; 83. Hill (Hayward), 47-4r; 84. Hill (Hayward), 47-4r; 85. Hill (Hayward), 47-4r; 86. Hill (Hayward), 47-4r; 87. Hill (Hayward), 47-4r; 88. Hill (Hayward), 47-4r; 89. Hill (Hayward), 47-4r; 90. Hill (Hayward), 47-4r; 91. Hill (Hayward), 47-4r; 92. Hill (Hayward), 47-4r; 93. Hill (Hayward), 47-4r; 94. Hill (Hayward), 47-4r; 95. Hill (Hayward), 47-4r; 96. Hill (Hayward), 47-4r; 97. Hill (Hayward), 47-4r; 98. Hill (Hayward), 47-4r; 99. Hill (Hayward), 47-4r; 100. Hill (Hayward), 47-4r.

1000 MILE—1. Hill (Hayward), 47-4r; 2. Hill (Hayward), 47-4r; 3. Hill (Hayward), 47-4r; 4. Hill (Hayward), 47-4r; 5. Hill (Hayward), 47-4r; 6. Hill (Hayward), 47-4r; 7. Hill (Hayward), 47-4r; 8. Hill (Hayward), 47-4r; 9. Hill (Hayward), 47-4r; 10. Hill (Hayward), 47-4r; 11. Hill (Hayward), 47-4r; 12. Hill (Hayward), 47-4r; 13. Hill (Hayward), 47-4r; 14. Hill (Hayward), 47-4r; 15. Hill (Hayward), 47-4r; 16. Hill (Hayward), 47-4r; 17. Hill (Hayward), 47-4r; 18. Hill (Hayward), 47-4r; 19. Hill (Hayward), 47-4r; 20. Hill (Hayward), 47-4r; 21. Hill (Hayward), 47-4r; 22. Hill (Hayward), 47-4r; 23. Hill (Hayward), 47-4r; 24. Hill (Hayward), 47-4r; 25. Hill (Hayward), 47-4r; 26. Hill (Hayward), 47-4r; 27. Hill (Hayward), 47-4r; 28. Hill (Hayward), 47-4r; 29. Hill (Hayward), 47-4r; 30. Hill (Hayward), 47-4r; 31. Hill (Hayward), 47-4r; 32. Hill (Hayward), 47-4r; 33. Hill (Hayward), 47-4r; 34. Hill (Hayward), 47-4r; 35. Hill (Hayward), 47-4r; 36. Hill (Hayward), 47-4r; 37. Hill (Hayward), 47-4r; 38. Hill (Hayward), 47-4r; 39. Hill (Hayward), 47-4r; 40. Hill (Hayward), 47-4r; 41. Hill (Hayward), 47-4r; 42. Hill (Hayward), 47-4r; 43. Hill (Hayward), 47-4r; 44. Hill (Hayward), 47-4r; 45. Hill (Hayward), 47-4r; 46. Hill (Hayward), 47-4r; 47. Hill (Hayward), 47-4r; 48. Hill (Hayward), 47-4r; 49. Hill (Hayward), 47-4r; 50. Hill (Hayward), 47-4r; 51. Hill (Hayward), 47-4r; 52. Hill (Hayward), 47-4r; 53. Hill (Hayward), 47-4r; 54. Hill (Hayward), 47-4r; 55. Hill (Hayward), 47-4r; 56. Hill (Hayward), 47-4r; 57. Hill (Hayward), 47-4r; 58. Hill (Hayward), 47-4r; 59. Hill (Hayward), 47-4r; 60. Hill (Hayward), 47-4r; 61. Hill (Hayward), 47-4r; 62. Hill (Hayward), 47-4r; 63. Hill (Hayward), 47-4r; 64. Hill (Hayward), 47-4r; 65. Hill (Hayward), 47-4r; 66. Hill (Hayward), 47-4r; 67. Hill (Hayward), 47-4r; 68. Hill (Hayward), 47-4r; 69. Hill (Hayward), 47-4r; 70. Hill (Hayward), 47-4r; 71. Hill (Hayward), 47-4r; 72. Hill (Hayward), 47-4r; 73. Hill (Hayward), 47-4r; 74. Hill (Hayward), 47-4r; 75. Hill (Hayward), 47-4r; 76. Hill (Hayward), 47-4r; 77. Hill (Hayward), 47-4r; 78. Hill (Hayward), 47-4r; 79. Hill (Hayward), 47-4r; 80. Hill (Hayward), 47-4r; 81. Hill (Hayward), 47-4r; 82. Hill (Hayward), 47-4r; 83. Hill (Hayward), 47-4r; 84. Hill (Hayward), 47-4r; 85. Hill (Hayward), 47-4r; 86. Hill (Hayward), 47-4r; 87. Hill (Hayward), 47-4r; 88. Hill (Hayward), 47-4r; 89. Hill (Hayward), 47-4r; 90. Hill (Hayward), 47-4r; 91. Hill (Hayward), 47-4r; 92. Hill (Hayward), 47-4r; 93. Hill (Hayward), 47-4r; 94. Hill (Hayward), 47-4r; 95. Hill (Hayward), 47-4r; 96. Hill (Hayward), 47-4r; 97. Hill (Hayward), 47-4r; 98. Hill (Hayward), 47-4r; 99. Hill (Hayward), 47-4r; 100. Hill (Hayward), 47-4r.

1000 MILE—1. Hill (Hayward), 47-4r; 2. Hill (Hayward), 47-4r; 3. Hill (Hayward), 47-4r; 4. Hill (Hayward), 47-4r; 5. Hill (Hayward), 47-4r; 6. Hill (Hayward), 47-4r; 7. Hill (Hayward), 47-4r; 8. Hill (Hayward), 47-4r; 9. Hill (Hayward), 47-4r; 10. Hill (Hayward), 47-4r; 11. Hill (Hayward), 47-4r; 12. Hill (Hayward), 47-4r; 13. Hill (Hayward), 47-4r; 14. Hill (Hayward), 47-4r; 15. Hill (Hayward), 47-4r; 16. Hill (Hayward), 47-4r; 17. Hill (Hayward), 47-4r; 18. Hill (Hayward), 47-4r; 19. Hill (Hayward), 47-4r; 20. Hill (Hayward), 47-4r; 21. Hill (Hayward), 47-4r; 22. Hill (Hayward), 47-4r; 23. Hill (Hayward), 47-4r; 24. Hill (Hayward), 47-4r; 25. Hill (Hayward), 47-4r; 26. Hill (Hayward), 47-4r; 27. Hill (Hayward), 47-4r; 28. Hill (Hayward), 47-4r; 29. Hill (Hayward), 47-4r; 30. Hill (Hayward), 47-4r; 31. Hill (Hayward), 47-4r; 32. Hill (Hayward), 47-4r; 33. Hill (Hayward), 47-4r; 34. Hill (Hayward), 47-4r; 35. Hill (Hayward), 47-4r; 36. Hill (Hayward), 47-4r; 37. Hill (Hayward), 47-4r; 38. Hill (Hayward), 47-4r; 39. Hill (Hayward), 47-4r; 40. Hill (Hayward), 47-4r; 41. Hill (Hayward), 47-4r; 42. Hill (Hayward), 47-4r; 43. Hill (Hayward), 47-4r; 44. Hill (Hayward), 47-4r; 45. Hill (Hayward), 47-4r; 46. Hill (Hayward), 47-4r; 47. Hill (Hayward), 47-4r; 48. Hill (Hayward), 47-4r; 49. Hill (Hayward), 47-4r; 50. Hill (Hayward), 47-4r; 51. Hill (Hayward), 47-4r; 52. Hill (Hayward), 47-4r; 53. Hill (Hayward), 47-4r; 54. Hill (Hayward), 47-4r; 55. Hill (Hayward), 47-4r; 56. Hill (Hayward), 47-4r; 57. Hill (Hayward), 47-4r; 58. Hill (Hayward), 47-4r; 59. Hill (Hayward), 47-4r; 60. Hill (Hayward), 47-4r; 61. Hill (Hayward), 47-4r; 62. Hill (Hayward), 47-4r; 63. Hill (Hayward), 47-4r; 64. Hill (Hayward), 47-4r; 65. Hill (Hayward), 47-4r; 66. Hill (Hayward), 47-4r; 67. Hill (Hayward), 47-4r; 68. Hill (Hayward), 47-4r; 69. Hill (Hayward), 47-4r; 70. Hill (Hayward), 47-4r; 71. Hill (Hayward), 47-4r; 72. Hill (Hayward), 47-4r; 73. Hill (Hayward), 47-4r; 74. Hill (Hayward), 47-4r; 75. Hill (Hayward), 47-4r; 76. Hill (Hayward), 47-4r; 77. Hill (Hayward), 47-4r; 78. Hill (Hayward), 47-4r; 79. Hill (Hayward), 47-4r; 80. Hill (Hayward), 47-4r; 81. Hill (Hayward), 47-4r; 82. Hill (Hayward), 47-4r; 83. Hill (Hayward), 47-4r; 84. Hill (Hayward), 47-4r; 85. Hill (Hayward), 47-4r; 86. Hill (Hayward), 47-4r; 87. Hill (Hayward), 47-4r; 88. Hill (Hayward), 47-4r; 89. Hill (Hayward), 47-4r; 90. Hill (Hayward), 47-4r; 91. Hill (Hayward), 47-4r; 92. Hill (Hayward), 47-4r; 93. Hill (Hayward), 47-4r; 94. Hill (Hayward), 47-4r; 95. Hill (Hayward), 47-4r; 96. Hill (Hayward), 47-4r; 97. Hill (Hayward), 47-4r; 98. Hill (Hayward), 47-4r; 99. Hill (Hayward), 47-4r; 100. Hill (Hayward), 47-4r.

1000 MILE—1. Hill (Hayward), 47-4r; 2. Hill (Hayward), 47-4r; 3. Hill (Hayward), 47-4r; 4. Hill (Hayward), 47-4r; 5. Hill (Hayward), 47-4r; 6. Hill (Hayward), 47-4r; 7. Hill (Hayward), 47-4r; 8. Hill (Hayward), 47-4r; 9. Hill (Hayward), 47-4r; 10. Hill (Hayward), 47-4r; 11. Hill (Hayward), 47-4r; 12. Hill (Hayward), 47-4r; 13. Hill (Hayward), 47-4r; 14. Hill (Hayward), 47-4r; 15. Hill (Hayward), 47-4r; 16. Hill (Hayward), 47-4r; 17. Hill (Hayward), 47-4r; 18. Hill (Hayward), 47-4r; 19. Hill (Hayward), 47-4r; 20. Hill (Hayward), 47-4r; 21. Hill (Hayward), 47-4r; 22. Hill (Hayward), 47-4r; 23. Hill (Hayward), 47-4r; 24. Hill (Hayward), 47-4r; 25. Hill (Hayward), 47-4r; 26. Hill (Hayward), 47-4r; 27. Hill (Hayward), 47-4r; 28. Hill (Hayward), 47-4r; 29. Hill (Hayward), 47-4r; 30. Hill (Hayward), 47-4r; 31. Hill (Hayward), 47-4r; 32. Hill (Hayward), 47-4r; 33. Hill (Hayward), 47-4r; 34. Hill (Hayward), 47-4r; 35. Hill (Hayward), 47-4r; 36. Hill (Hayward), 47-4r; 37. Hill (Hayward), 47-4r; 38. Hill (Hayward), 47-4r; 39. Hill (Hayward), 47-4r; 40. Hill (Hayward), 47-4r; 41. Hill (Hayward), 47-4r; 42. Hill (Hayward), 47-4r; 43. Hill (Hayward), 47-4r; 44. Hill (Hayward), 47-4r; 45. Hill (Hayward), 47-4r; 46. Hill (Hayward), 47-4r; 47. Hill (Hayward), 47-4r; 48. Hill (Hayward), 47-4r; 49. Hill (Hayward), 47-4r; 50. Hill (Hayward), 47-4r; 51. Hill (Hayward), 47-4r; 52. Hill (Hayward), 47-4r; 53. Hill (Hayward), 47-4r; 54. Hill (Hayward), 47-4r; 55. Hill (Hayward), 47-4r; 56. Hill (Hayward), 47-4r; 57. Hill (Hayward), 47-4r; 58. Hill (Hayward), 47-4r; 59. Hill (Hayward), 47-4r; 60. Hill (Hayward), 47-4r; 61. Hill (Hayward), 47-4r; 62. Hill (Hayward), 47-4r; 63. Hill (Hayward), 47-4r; 64. Hill (Hayward), 47-4r; 65. Hill (Hayward), 47-4r; 66. Hill (Hayward), 47-4r; 67. Hill (Hayward), 47-4r; 68. Hill (Hayward), 47-4r; 69. Hill (Hayward), 47-4r; 70. Hill (Hayward), 47-4r; 71. Hill (Hayward), 47-4r; 72. Hill (Hayward), 47-4r; 73. Hill (Hayward), 47-4r; 74. Hill (Hayward), 47-4r; 75. Hill (Hayward), 47-4r; 76. Hill (Hayward), 47-4r; 77. Hill (Hayward), 47-4r; 78. Hill (Hayward), 47-4r; 79. Hill (Hayward), 47-4r; 80. Hill (Hayward), 47-4r; 81. Hill (Hayward), 47-4r; 82. Hill (Hayward), 47-4r; 83. Hill (Hayward), 47-4r; 84. Hill (Hayward), 47-4r; 85. Hill (Hayward), 47-4r; 86. Hill (Hayward), 47-4r; 87. Hill (Hayward), 47-4r; 88. Hill (Hayward), 47-4r; 89. Hill (Hayward), 47-4r; 90. Hill (Hayward), 47-4r; 91. Hill (Hayward), 47-4r; 92. Hill (Hayward),

1991

California

Girls

High School State Meet

100 Meters:

1	Marion Jones (Rio Mesa)	11.17
2	Tamika Bradford (Doming)	11.71
3	Angela Sullivan (Serra)	11.92
4	Tai-Ne Gibson (Morning)	11.97
5	Santisha Arnold (Morning)	11.99
6	Tanisha Johns (Burbank)	12.07
7	Phetima Woods (Duarte)	12.14
8	Tike Jackson (Bakersfield)	12.15
9	Lesa Parker (O'Dowd)	12.20

200 Meters:

1	Marion Jones (Rio Mesa)	22.91
2	Tamika Bradford (Doming)	23.94
3	Angela Sullivan (Serra)	24.79
4	Santisha Arnold (Morning)	24.32
5	Tai-Ne Gibson (Morning)	24.56
6	Tamanika Terry (Muir)	24.62
7	Tike Jackson (Bakersfield)	24.77
8	Tanisha Johns (Burbank)	24.79
9	Alison Dring (Mt. Carmel)	24.88

400 Meters:

1	Janice Nichols (Bkfld)	54.19
2	Allison Dring (Mt. Carmel)	54.39
3	Lashawn Stringer (Morrn)	55.31
4	Tammera McLin (Eisen)	55.73
5	Barbi Jones (San Marcos)	56.32
6	Charlene Baldwin (Logan)	56.38
7	L. Crummie (Hogan)	56.47
8	Latasha Gilliam (Pittsb)	56.70
9	Marti Arguelles (Corona)	57.16

800 Meters:

1	Nicole Teter (West Valley)	2:08.14
2	Kamara Mayberry (StBar)	2:08.91
3	Rebecca Spies (Liverm)	2:11.96
4	Sheria Moses (Flamora)	2:11.97
5	Kerri Woolheater (CGrmd)	2:12.16
6	Jennifer Hamel (Merced)	2:12.93
7	Susan Scott (Mt. Carmel)	2:13.68
8	Chris Engresser (OcView)	2:15.76
9	Melanie Hand (Fallbrook)	2:15.94

Heat 1: 1. Nicole Teter (West Valley) 2:14.24, 2. Kerri Woolheater (Casa Grande) 2:14.63, 3. Jennifer Hamel (Merced) 2:15.08, 4. Chris Engresser (Ocean View) 2:16.70, 5. Lori Miller (North Bakersfield) 2:21.24, 6. Patty Trejo (Belmont) 2:26.55, 7. Meg Veeder (Los Gatos) 2:27.84.

1600 Meters:

1	Rebecca Spies (Liver)	4:45.11
2	Nikki Shaw (Fillmore)	4:49.00
3	Milena Glusac (Fallbrook)	4:51.29
4	Melissa Freeberg (Califo)	4:51.78
5	Erica Sumi (Wilson, LB)	4:53.77
6	Robin Snowbeck (Univ)	4:55.30
7	Shelley Taylor (Edison)	5:01.29
8	Magi Martinez (Wood)	5:01.96

3200 Meters:

1	Deena Drossin (Agoura)	10:30.71
2	Milena Glusac (Fallbrk)	10:33.57
3	Jeannie Rothman (West)	10:34.90
4	Amber Parkinson (Luthr)	10:38.80
5	Carrie Garrison (SunHl)	10:39.17
6	Mary Aparicio (Fillmor)	10:46.32
7	Mar Martinez (WWood)	10:52.18
8	Sarah Riley (Campolindo)	10:57.72
9	Diana Kaiser (Seaside)	11:05.29
10	Cubella Fadden (StFran)	11:07.16
11	MarBell Salinas (Arvin)	11:07.20
12	Deanna Hadley (SPaso)	11:07.21
13	Melissa Kein (San Pasq)	11:07.49
14	Angela Dalke (O'Dowd)	11:12.56
15	Kate Sweeney (Leigh)	11:14.84
16	Mavrita DeLa Torre Rsv	11:15.48
17	Megan Reeder (SPosa)	11:15.55
18	Niki Vigil (Golden West)	11:21.96

100 Meter Low Hurdles:

1	Phetima Woods (Duarte)	14.08
2	Michelle Jonson (Vacavil)	14.24
3	Alycia Burnham (Rio Mesa)	14.27
4	Elinor Tolson (FountVly)	14.29
5	Lisa Collett (Lynbrook)	14.42
6	Tanya Lazar-Lea (McAtr)	14.45
7	Shonna Bernard (Nogales)	14.46
8	Erin Blunt (San Pasqual)	14.81
9	Bisa Grant (O'Dowd)	15.98

300 Meter Low Hurdles:

1	Erin Blunt (San Pasqual)	43.02
2	Tanya Smith (Cordova)	43.14
3	Elinor Tolson (FountVly)	44.28
4	Legretta Hinds (Cordova)	44.49
5	Tanya Lazar-Lea (McAtr)	45.78
6	Julie Jenkins (San Ramon)	45.79
7	Lori Hokarson (ClayVly)	46.31
8	Sihonna Bernard (Nogai)	46.88
9	Michelle Johnson (Vacavi)	47.66

Discus:

1	Celeste McVey (Redlands)	160-11
2	Suzy Powell (Downey)	153-2
3	Carne Heimman (Etiwan)	143-0
4	Jessica Alderman (MissSJ)	142-8
5	Anette Kailihiwa (Loretto)	142-3
6	Teresa Stricklin (ArrGr)	136-1
7	Shelley Biddinger (NBkfl)	134-0
8	Lisa Stephaney (Hoover)	133-2
9	Kristina Matazala (OrGlen)	129-10

Shot Put:

1	Mika Hilaire (Pittsburg)	45-4 1/4
2	Crystal Brownlee (West)	45-4
3	Nicole Logan (Navato)	45-0 1/2
4	Teresa Stricklin (ArrGr)	43-3 1/2
5	Myra Smith (Workman)	43-0
6	Lisa Stephaney (Hoover)	42-8 1/2
7	Kristin Heaston (YgVly)	41-8 1/4
8	Miranda Shafer (Logan)	39-9 1/2
9	Kris Barden (NevUn)	38-9 1/4

4x100 Meter Relay:

1	Morningside	46.38
2	Poly, Long Beach	47.21
3	Muir	47.73
4	Bishop O'Dowd	47.79
5	Morse	48.32
6	Dorsey	48.73
7	Cordova	48.78
8	Rio Mesa	49.15
9	Washington	49.76

Heat 4: 1. Morse 47.99, 2. Benecia 50.25, 3. West Valley 50.38, Los Gatos DQ, Locke and Bakersfield DNF.

4x400 Meter Relay:

1	Poly, Long Beach	3:48.85
2	St. Bernards	3:49.02
3	Mt. Carmel	3:49.75
4	Bishop O'Dowd	3:52.20
5	San Pasqual	3:52.67
6	Dorsey	3:53.99
7	Hawthorne	3:54.44
8	Merced	3:55.88
9	Muir	4:01.12

Heat 4: 1. St. Bernard 3:52.52, 2. Bishop O'Dowd 3:55.56, 3. Muir 3:56.44, 4. Bakersfield 3:58.84, 5. Los Gatos 3:58.89, 6. Valley 4:03.54, 7. Crenshaw 4:15.48.

High Jump:

1	Tanya Smith (Cordova)	5-11
2	Chi Johnson (Menlo-Ath)	5-11
3	T. Salmon (Live Oak)	5-8
4	Reshia Canidate (ClowW)	5-7
4	Trina Bindel (Eureka)	5-7
6	Julie Jenkins (San Ramon)	5-7
7	Meissa McDonald (MatDel)	5-6
8	Melanie Williams (Mt.Car)	5-6
9	Sabrina Johnson (Cabr)	5-2

Long Jump:

1	Julianna Yendork (Wal)	20-7 1/2
2	Lisa Collett (Lynbrook)	18-11 3/4
3	Nicole Haynes (BishMo)	18-11 3/4
4	Tanel House (Hoover)	18-8 3/4
5	Jessica Renton (Down)	18-8
6	Sonya Bryant (Banning)	18-2 1/2
7	Kam Warner (WBakers)	18-1 3/4
8	Shena Ferguson (Wash)	17-11 3/4
9	Heather Sterling (MissV)	17-5 1/4

Triple Jump:


1	Julianna Yendork (Wal)	43-6 1/2
2	Stefanie Hanf (YgVly)	39-7 1/4
3	K. Montgomery (CW)	39-1
4	M.McDonald (MDei)	38-6 3/4
5	Tamie Graham (MissV)	38-2 1/2
6	Jessica Benton (Down)	37-5 1/4
7	Anne Lee (Palo Alto)	37-4 1/2
8	Darcy Horn (Acalanes)	37-2

(race distances in meters)

JULY / AUGUST 1991

CALIFORNIA

Track News



Complete
coverage of
the...
1991
CIF / REEBOK
CALIFORNIA
High School
State Meet

BULK RATE
U.S. POSTAGE
PAID
Fresno, CA 93706
Permit No. 629

Track & Field ■ Cross Country

Seventeenth Year

\$2.25



1991 CIF / Reebok California High School State Meet

May 31 & June 1, 1991. Cerritos College, Norwalk.

Boys

By Doug Speck

100 Meters:

Ricky Carrigan (Compton had rolled over all of his competition in the State during travels that had taken him as far north as the Fresno Relays, where he blazed his seasonal best, a 10.41. Tim Martin (San Clemente) seemed capable of pressing the Compton star, racing 10.58, with Ato Boldon (Piedmont Hills, San Jose) 10.47w, 10.57, a Jamaican national transfer by way of Jamaica, New York (really, it is the school he attended last year) toughest from the North. In San Diego Darnay Scott (Kearney) took the big Section Finals showdown at 10.59, with Riley Washington (Chula Vista, San Diego) racing that same time during the regular season.

In Friday's State Prelim Heats Ricky Carrigan set out early to show who was boss, blazing a 10.32w (+2.56 meters per second of aiding wind) Heat 1 win that had him pull away early from Jacobbi Williams (Antioch) 10.60w. L. A. City Champ, Leonice

Brown (San Fernando) was an interesting no-show. In Heat 2 Ato Boldon (Piedmont Hills, San Jose) was caught leaning back at the gun, with Matt Harding (San Dimas) running down quick-starting Donnell Moore (Crenshaw, L.A.) with a great final 50 that had the San Dimas/University of Hawaii bound footballer race 10.45w (+3.21) with Boldon moving up to 2nd at 10.63w. Heat 3 had Darnay Scott (Kearney, S.D.) also leaning back at the gun, give up two meters in the first fifteen to Tim Martin (San Clemente), then show amazing power in coming to within a half a meter at the finish 10.49w-10.53w (+2.55). In Heat 4, Riley Washington (Southwest, San Diego) caught quick starting Shon Lewis (Wilcox, Santa Clara) and moved to a meter and a half lead through 50 meters before winning at 10.43w (+2.53). Damon Butler (Tulare) looked good at 10.52w in 2nd. With the generous breezes, it took 10.61 to make the field of nine Finals.

Great anticipation awaited the start of this event in the Finals, with six of the state's ten sections represented at the line. Carrigan's Compton team was the slight team favorites after the 4x100 relay win earlier in the evening, so Ricky had a little special moti-

vation. At the gun it was Tim Martin (San Clemente) with the quickest reaction, with Riley Washington, the winner of the Sunkist Indoor 50 meter event in January, moving to a very slight lead through the halfway point. At 70 meters Matthew Harding had edged into the lead, with Carrigan also starting his move through the pack there. In the final third of the event it was the overdrive gear that has taken Carrigan to an undefeated local season

the duo racing 10.33w (+3.29) and 10.40w. Martin was 10.46w in 3rd and Washington 4th at 10.50w.

Finals:

- 1 Ricky Carrigan (Compton) 10.33
 - 2 Matthew Harding (SanDim) 10.40
 - 3 Tim Martin (San Clemente) 10.46
 - 4 Riley Washington (SoWest) 10.50
 - 5 Damon Butler (Tulare) 10.55
 - 6 Darnay Scott (Kearney) 10.59
 - 7 Shon Lewis (Wilcox) 10.63
 - 8 Juriod Devaull (Fremont) 10.71
 - 9 Jacobbi Williams (Antioch) 10.78
- Heat 1 (wind +2.56) 1. Ricky Carrigan (Compton) 10.32, 2. Jacobbi Williams (Antioch) 10.60, 3. Juriod Devaull (Fremont) 10.61, 4. Derrick Riley (Fairfield) 10.85. Andrew Bach (Chico) DQ, Leonice Brown (San Fernando) and Charlie Jones (Lamoore) DNF. Heat 2 (wind +3.21) 1. Matthew Harding (San Dimas) 10.45, 2. Ato Boldon (Piedmont) 10.63, 3. Donnell Moore (Crenshaw) 10.64, 4. David Dunlap (West Hills) 10.72, 5. Ashaundai Smith (Etiwanda) 10.85, 6. Shawn Woems (Bakersfield) 10.98, 7. Steve Millar (Northgate) 11.01. Heat 3: (wind +2.55) 1. Tim Martin (San Clemente) 10.49, 2. Darnay Scott (Kearney) 10.53, 3. John Carter (Washington) 10.73, 4. Jaron Turner (Mt. Pleasant) 10.88, 5. Ali Evans (Vallejo) 10.89, 6. Frank Madu (McAteer) 10.91, 7. Jerry Reese (Mt. Diablo) 10.98. Heat 4: (+2.53) 1. Riley Washington (Southwest) 10.43, 2. Damon Butler (Tulare) 10.52, 3. Shon Lewis (Wilcox) 10.61, 4. Gentry Bradley (Pius X) 10.67, 5. Alvin Edington (Canoga Park) 10.98, 6. Reyard Rutherford (Benecia) 11.25. Larry Stallworth (Grant) DQ.



RICKY CARRIGAN— 100 & 200

Photo by Bill Leung, Jr.

in the sprints that went into operation, as he charged past the pack to a win by a meter. Harding held on to 2nd, with

200 Meters:

Ricky Carrigan (Compton) had also been able to comfortably handle the State's best in a series of invitational wins here, with a hand-timed 20.7 from League, and 21.07 in the State Qualifier. Darnay Scott (Kearney, San Diego) cranked 21.27 in the Section Meet, with Ato Boldon (Piedmont Hills, San Jose) (21.35w, 21.48) second at Arcadia to Carrigan. Strong in Section Finals races were relative unknown, John Carter (Washington,

Running Event Instructions:

In the trials for running events, there will be four heats in each event. The heat winners in each heat will advance to the finals along with the five non-winning runners with the fastest times.

In the 1600 meter run, there will be two heats. The top three finishers in each heat along with the three non-placing runners with the fastest times will advance to the finals.

Field Event Instructions:

The nine competitors with the best marks in each event qualify for Saturday's finals. Please note that the miss rule will be applied in the high jump and pole vault to determine the nine qualifiers. Marks recorded in the trials will not be carried into the finals; however, marks made in the trials could be submitted as meet or national records.

On Friday, each of the contestants in the long jump, triple jump, shot put and discus will be allowed three (3) attempts. On Saturday, all finalists will be given six (6) final attempts.

CIF / Reebok California State Meet

L.A.) 21.46 and Damon Butler (Tulare) 21.57.

With the first seed in the 200 in Heat 1, as the 100, Mr. Carrigan came to roll in qualifying here. Catching a rare wind-legal race (+1.87) Carrigan's piston-like stride carried him to a seven-meter 20.85 win over Riley Washington (Southwest, San Diego) 21.43. The 20.85 is the nation's #3 time for the year and as impressive an effort as there has been by a California half-lapper in recent years. In Heat 2 Darnay Scott (Keamey, San Diego) turned the tables on his 100 Heat conqueror, Tim Martin (San Clemente), getting out closer and running the turn hard on the way to a 21.20w (+2.49)-21.35w win. Damon Butler (Tulare) was strong in a 21.42w (+2.04) Heat 3 win, with Ato Boldon (Piedmont Hills) holding off Matt Harding (San Dimas) 21.34w (+2.27)-21.38w in the final qualifier. Eight ran 21.53 or better in qualifying.

By the time the 200 was held the team battle had come down to Compton against Esperanza. Mark Parlin had taken 2nd in the Discus, Roshawn Sims was an impressive 3rd in the 400, and Trevor Lycett tied for 6th in the Vault for Esperanza, with Parlin the best Shot Putter in State by seven feet. Esperanza would total 24-0 1/2, with Compton 20 already off the 4x100 Relay win and Carrigan's 100 triumph. A win here would give Ricky's crew 30 and a win. Heat winners Ato Boldon (Lane 3), Carrigan (Lane 4), and Darnay Scott (Lane 5) filled out the center of the track in the finals. Boldon rocketed out, coming up on Carrigan's shoulder midway through the turn, with Darnay Scott also cranking it up around the curve, with Carrigan in third place between the two leaders as Boldon hit the 100-meter starting line at 11.0. The wind for the race was an aiding 3.50 mps, and it would lift the group down the straightaway. In the homestretch, Carrigan mounted another of his "Ricky-gear" moves and powered to a two-meter win at 20.84. Scott continued his fine late season peak, finishing strongly at 20.98 in second, with Boldon next at the finish in 21.17. Carrigan finished an undefeated season in the sprints, with a series of very, very quick races in big Invitationals that started way back in early March. Ricky's 10.41 ended the season as the #3 clocking nationally, with his legal 20.85 from Friday's qualifying the #3 in the country. Carrigan truly had one of the better seasons of sprinting in State history.

Finals:

- 1 Ricky Carrigan (Compton) 20.84
- 2 Darnay Scott (Keamey) 20.98
- 3 Ato Boldon (Piedmont) 21.17
- 4 Tim Martin (San Clemente) 21.25

- 5 Matthew Harding (SanDim) 21.26
- 6 Gentry Bradley (Pius X) 21.41
- 7 Damon Butler (Tulare) 21.43
- 8 Riley Washington (Sowest) 21.67
- 9 Montrell Williams (Lindhu) 21.84

Heat 1 (wind +1.87) 1. Ricky Carrigan (Compton) 20.85, 2. Riley Washington (Southwest) 21.43, 3. Montrell Williams (Lindhurst) 21.75, 4. Jacobbi Williams (Antioch) 21.76, 5. Amado Coleman (Locke) 23.40, 6. Calvin Harrison (North Salinas) 25.50, 7. Jaime Houston (Lemoore) 25.57.

Heat 2 (wind +2.49) 1. Darnay Scott (Keamey) 21.20, 2. Tim Martin (San Clemente) 21.35, 3. Gentry Bradley (Pius X) 21.53, 4. Shon Lewis (Wilcox) 21.78, 5. Kyhaun Woods (Locke) 21.88, 6. Dameon Campbell (Newark Memorial) 22.68, Charlie Jones (Lemoore DNR. Heat 3 (wind +2.04) 1. Damon Butler (Tulare) 21.42, 2. John Carter (Washington) 21.92, 3. Roshawn Salaan (La Jolla Country) 22.15, 4. Tariq Ali (Center) 22.49, 5. Andre Shelton (Encinal) 22.56, Derek Shepard (Lincoln) DQ, Edward Hervey (Compton) DNF. Heat 4 (wind +2.27) 1. Ato Boldon (Piedmont) 21.34, 2. Matthew Harding (San Dimas) 21.38, 3. Steve Miller (Northgate) 22.05, 4. Damon Lynch (Skyline) 22.13, 5. Derrick Riley (Fairfield) 22.36, 6. Andrew Bach (Chico) 22.49, Leonice Brown (San Fernando) DNF.

400 Meters:

The One Lap event was a very interesting one heading into the State Meet. Ed Hervey (Compton) handled a good group in big Southern Section qualifying Meets, topping out at 47.13 in taking cross-city rival Gerald McCladdie (Centennial, Compton) 47.57. Word filtered down about some exceptional talent up north. Eleventh graders Richard Dupree (Roosevelt, Fresno), a basketballer, surprisingly improved to 47.44 by mid-season, with Milton Hughes (Stagg, Stockton) rating great reviews for a 47.71-1:53.52 Sac-Joaquin Section Finals double win. Lamont Warren (Dorsey, L.A.) was coming off a bad hamstring, but took the L.A. City meet at 48.35 and had a good relay leg there.

Heat 1 featured Richard Dupree and Edwin Hervey. Dupree held a one meter lead through a 22.6 first 200, with a half a meter at the head of the homestretch (34.7 300m). With the winner only assured a spot in the Finals Hervey pressed the entire homestretch, but could not put a dent in the very narrow margin that Dupree held. Suddenly with 10 meters to go Hervey grabbed his hamstring and totally broke stride. It was clear that something was seriously wrong. As the team favorites prior to the start of the meet this was very serious news for Compton, which had led 400m relay qualifying at 41.60 and had planned on Hervey's help here and in the 200. Dupree's time was a quick 47.39 with Hervey 47.85 in second.

Heat 2 had Gerald McCladdie take it out through a 22.6 200, with the Centennial star a 5 meter lead at 34.8 at



RICHARD DUPREE-400

Fine Flicks by Don Gosney

the 300. Arcadia winner Derek Shepard (Lincoln, San Francisco) showed some power on the homestretch, but finished well back of McCladdie's 47.70 at 48.56 to squeeze into the Finals. Heat 3 would feature Milton Hughes of Stagg in Stockton and a good group. The Stagg eleventh grader uses a standing start in blocks, with the starters calling everyone up the first time the race went to the set command as Hughes was teetering forward, certain to be disqualified but for the mercy of the starting crew. The second time they came to their marks Hughes' reaction to the gun was purposefully very slow, giving everyone a couple of meters before he was out. Roshawn Sims (Esperanza, Anaheim) lead through a 23.7 200 on the way to a 48.46 win, with Hughes a non-qualifying third at 49.77. Heat 4 featured a wire to wire struggle between LaSalle Hughes (Rubidoux, Riverside) and Shante Williams (Independence, San Jose), with the duo coming by 200m in 22.8 on the way to Hughes's 48.27-48.49 win.

In the Finals Hervey did not show up to the starting line, as the condition described as a cramp on Friday flared up after his leg on the winning Saturday Finals 4x100 team. Richard Dupree was in Lane 5 with Gerald McCladdie in 6 carrying the frustration of the team's dropped baton in the 4x400 in Friday's qualifying (see that event for that situation). Gerald took the race out very hard from the gun, eating up most of the stagger on Lane

7's LaSalle Hughey around the first turn. Down the backstretch the race flew, with Roshawn Sims, inspired by Esperanza's team chances, joining McCladdie at 22.7 for 200 meters. At the 300 meter point at the head of the straightaway McCladdie held a one meter lead over Sims and Dupree, who had charged the third 100. Dupree has a light and quick, rhythm to his running style that keeps him going better than most at the end of the one lap event, here edging up to and past McCladdie in the final 50 meters, with Gerald desperately pumping his arms to fight slowing. Dupree won by a bit more than a meter in 47.21, with McCladdie 47.44, and Sims running easily his best time in 47.73 in third to really help his team's title struggle. Dupree is very, very talented, with the basketballer's rise to a State title during his first year in the sport more than a little surprising.

Finals:

- 1 Richard Dupree (Roosevelt) 47.21
 - 2 Gerald McCladdie (Cent) 47.44
 - 3 Roshawn Sims (Esperan) 47.73
 - 4 Shante Williams (Indep) 48.30
 - 5 La Salle Hughey (Rubid) 48.68
 - 6 Marshall Evans (MMesa) 48.88
 - 7 Alex Bynoe (Gunn) 48.93
- (Derek Shepard (Lincoln) DA, Edwin Hervey (Compton) DNR.
- Heat 1: 1. Richard Dupree (Roosevelt) 47.39, 2. Edwin Hervey (Compton) 47.85, 3. Marshall Evans (Mira Mesa) 48.35, 4. Mike Moguel (Birmingham) 49.23, 5. Jerome Porter (Valley) 49.77, 6. Michael Sanders (Castlemont) 49.89, 7. Erik Alston (Pittsburg) 49.99. Heat 2: 1. Gerald McCladdie (Centennial) 47.70, 2. Derek Shepard (Lincoln) 48.56, 3. Alex Bynoe (Gunn) 48.70, 4. James Redd (Fontana) 48.99, 5. Derrick Stewart (Granada Hills) 49.89, 6. Mark Puckett 50.63, 7. Monty Buckley (Christian Brothers) 51.22. Heat 3: 1. Roshawn Sims (Esperanza) 48.46, 2. Lamont Warren (Dorsey) 48.95, 3. Milton Hughes (AA Stagg) 49.77, 4. John Lockard (James Logan) 50.08, 5. Akiem Brown (Serra) 50.90, 6. Frank Lynch (Roosevelt) 51.57, 7. Henry Edmondson (Woodside) 53.18. Heat 4: 1. LaSalle Hughey (Rubidoux) 48.27, 2. Shante Williams (Independence) 48.49, 3. Amado Coleman (Locke) 49.47, 4. Damien Sullivan (St. Mary's) 49.68, 5. Philip Hepp (El Capitan) 50.58, 6. Clifton Young (Fresno) 51.23, 7. Mike Tarman (Chico) 51.90.

800 Meters:

Bryan Woodward (Poly, Long Beach) had picked up the event at mid-season, and shocked with an amazing homestretch run at Arcadia that had him nip Louie Quintana and the group at 1:52.90. Bryan then turned back Mike Terry (El Modena, Orange) 1:52.95 best in the Section Finals at 1:52.72. Up north, Robert Price (El Cerrito) raced 1:53.37 to take Mike Kain (Fortuna) 1:53.66, and Dutch Yerton (Eu-

CIF / Reebok California State Meet

reka) 1:53.67 in a great North Coast Section run. Milton Hughes (Stagg, Stockton) impressed observers with his finish in the Sac Joaquin Meet, nipping soph Brian Wilkinson (Merced) 1:53.52-1:53.52.

In the Prelims, Bryan Woodward easily controlled Heat 1 with a 13.1 final 100m to the finish in his 1:55.17 victory. In Heat 2 Robert Price (El Cerrito) lead into the homestretch, where fluid ninth grader Vondre Armour (Bakersfield) started a charge that had him just outlean Price (1:55.10-1:55.13) at the finish, with both falling. Red flags went up, but when the results arrived no one had been disqualified. In Heat 3, Dan Niednagel (Dana Hills) pushed the third 200 tougher than in any of the evening's any other qualifying races, coming through at 1:24.7 on the way to a 1:54.62 win. In Heat 4 Mike Terry (El Modena) roared a big final straightaway in taking surprising Dustin Rawls (Lincoln, San Francisco) 1:55.20-1:55.47.

In the Finals, outstanding soph Isaac Sanchez (Castle Park, San Diego) took over early when there were no other volunteers, going through the 200 at 26.0, with the tempo slowing to 2:00 800 pace over the next 100m, and the pack coming by the 300m at 41.0. Dan Niednagel, an outstanding cross country runner without the speed to kick like many in the race, could not let the pace lag too far, so he upped the tempo during the homestretch straightaway 100m at the end of lap one to 14.3, and passed Sanchez on the inside while leading past the 400 at 55.3. In his qualifying heat Niednagel has pushed the third 200 well under



MIKE TERRY-800

Photo by Bill Cockerham

29.0, but here he was 14.8 for the fifth 100m, and 15.2 for the 6th to come by the 600 at 1:25.0, with Sanchez, Robert Price, and Mike Katri (Fortuna) spread across the track abreast of the Dan Hills star at that point. As they headed onto the

straightaway (1:40.0 at 700 meters), it appeared that the sprinting Price might be the winner, but Mike Terry had started a charge from the middle of the pack that had him out in Lane 3, with a head of momentum that had him pull ahead of Price and the field down the homestretch run and accelerate into the tape a 1:53.99 winner (Price was 2nd at 1:54.26). Terry had shown special talent since way back in his sophomore year, with exceptional sprint speed for a half-miler. He has a 200 meter best of close to 22.0, had done a good job in cross-country, and should make a fine college runner.

Finals:

- 1 Mike Terry (El Modena) 1:53.99
 - 2 Robert Price (El Cerrito) 1:54.26
 - 3 Vondre Armour (Bkfld) 1:54.41
 - 4 Dan Niednagel (Dana Hills) 1:54.56
 - 5 Isaac Sanchez (Castle Pk) 1:54.88
 - 6 Bryan Woodward (LBPoly) 1:54.89
 - 7 Mike Katri (Fortuna) 1:55.94
 - 8 Dustin Rawls (Lincoln) 1:56.35
 - 9 Mike Hancock (NewHarb) 1:56.48
- Heat 1: 1. Bryan Woodward (Long Beach Poly) 1:55.17, 2. Shawn Waitles (San Ramon) 1:56.44, 3. Adrian Garcia (Roosevelt) 1:57.33, 4. Eric Elwess (Downey) 1:57.36, 5. Greg Robeson (Mt. Carmel) 1:57.62, 6. Juno Sierra (Venice) 1:59.72, 7. Vic Lang (Santa Cruz) 2:00.98. Heat 2: 1. Vondre Armour (Bakersfield) 1:55.10, 2. Robert Price (El Cerrito) 1:55.13, 3. Mike Hancock (Newport Harbor) 1:55.57, 4. Brian Wilkinson (Merced) 1:56.14, 5. Matt Davis (Corning) 1:56.88, 6. Travis Jaekowski (Mira Mesa) 1:57.02, 7. Orlando Bustamante (Locke) 1:59.15. Heat 3: 1. Dan Niednagel (Dana Hills) 1:54.62, 2. Mike Katri (Fortuna) 1:55.44, 3. Isaac Sanchez (Castle Park) 1:56.04, 4. Roger Smith (Upland) 1:57.99, 5. Scott Cervelli (Santa Theresa) 1:56.04, 6. Mike Campos (Garfield) 2:00.03, 7. Nyrton Bernard (Venice) 2:01.85. Heat 4: 1. Mike Terry (El Modena) 1:55.20, 2. Dustin Rawls (Lincoln) 1:55.47, 3. Dutch Yerton (Eureka) 1:56.32, 4. Nick Green (Los Gatos) 1:57.68, 5. Aaron Wilson (Mt. Whirey) 1:57.92, 6. Nick Collins (Castlemont) 1:58.99, 7. Milton Hughes (AA Stagg) 2:01.57.

1600 Meters:

Louis Quintana really came to life late in the outdoor season, doubling in 1:50.3 and 4:12.1 in his League meet. Interestingly, Louie carried a tough pace a lap further in each of the Southern Section Meets, racing 4:09.28 in the Section 3A Finals off a 60.3-2:01.0-3:03.7 pace, and 4:09.95 in the State Qualifying affair off a 60.2-2:01.1-3:02.4 pace that had Todd Tressler (San Marcos, Santa Barbara) close to within two meters at the finish of his 4:10.12. Out of San Diego Hector Hernandez (Mar Vista, Imperial Beach) edged Brazilian Daniel Das Neves 4:13.99-4:14.34, with Robert Walker (San Pasqual, Escondido) 4:14.07 during the season. Steve

Guerini (Santa Rosa) had a 4:15.97 best.

Das Neves is a Brazilian native who is living in San Diego and training with Jose Luis de Oliveira, and we understand, a year overage sophomore who will only be eligible for one more year at the prep level.



DANIEL DAS NEVES-1600

Photo by Kirby Lee

Friday's Prelim Heats both started at a crawl. Pascual Morales (Washington, Easton) took Heat 1 out in 65.2-2:10.6, with Louie Quintana up on the leader's shoulder through two laps. With 600 meters to go a pack of 10 was within five meters, with Quintana and Richie Boulet (Drake, San Anselmo) abreast at 3:16.7 with one two go. A 30.3 gave Louie a 1 meter lead with half a lap to go, a margin he held over fast charging Robert Walker (San Pasqual, Escondido) into the tape 4:16.26-4:16.50 (final 400 59.7). Heat 2 featured a leisurely 66.1-2:12.7 and 3:17.8 pace, with Todd Tressler (San Marcos) putting in a bit of a move at the gun. Daniel Das Neves (Helix, La Mesa) won the last 150 sprint and the heat at 4:17.93.

The 1600m Finals was interesting and kind of strange. Hector Hernandez took the pace out through 14.6 for the first turn 100 meters, with Daniel Das Neves assuming the pacing duties through a 30.6 first 200 and surprisingly slow 64.0 first lap. Louie Quintana sat on the leader's shoulder at the 400, with the entire field within five meters at that point. Through the 800 things did not change, with Steve Guerini (Santa Rosa) edging up near the front at 2:10.1. Everyone waited for Quintana's move to take the race, with the Arroyo Grande star pressing the pace with a 15.2 ninth 100 meters

(4:03.1 1600 pace—quite a drop in tempo from the 4:20.2 pacing of the first two laps), with Louie taking the lead halfway down the backstretch of the third lap, with the 1000 meter point reached in 3:40.6 (15.4 for the last 100 and 30.6 for the last half lap). Between the 1000 and 1200 meter point Louie continued to press (15.5 for 11th 100m segment and 14.7 coming into the gun lap for 30.3 for the 6th 200), passing the 1200 at 3:11.0 (third 400 60.9). Quintana had the lead, but Das Neves, Hernandez, Richie Boulet (Drake, San Anselmo), and Steve Guerini were close and looked full of run. Louie led into the final lap, covering the 100m around the north turn at 15.2, with Hernandez challenging down the backstretch, before Louie fought him off (1400m point reached at 3:42.2-31.2 for last 200m). At the 1400 point it was Daniel Das Neves who moved up to press Quintana, shadowing him around the turn and pouncing as the race headed into the straightaway. Das Neves raced away with 100 to go, with Quintana looking very fatigued, not able to generate any power out of his stride. Down the final stretch Todd Tressler and Guerini also charged by. Das Neves ended the winner at 4:12.22, with Tressler (4:13.02), and Guerini (4:13.85) also in ahead of Quintana (4:14.43), who fell to the track with his head in his hands just past the finish line. The final 800 of the race had taken just a little bit over 2:01.

Finals:

- 1 Daniel DasNeves (Helix) 4:12.22
 - 2 Todd Tressler (SMarcos) 4:13.02
 - 3 Steve Guerini (SPosa) 4:13.85
 - 4 Louie Quintana (ArroyGr) 4:14.43
 - 5 Richie Boulet (Drake) 4:14.95
 - 6 T.J. Reyes (Lakewood) 4:17.73
 - 7 Hector Hernandez (MVisit) 4:20.33
 - 8 Joe Garcia (Northview) 4:20.36
 - 9 Robert Walker (SPasq) 4:20.8
- Heat 1: 1. Louie Quintana (Arroyo Grande) 4:16.26, 2. Robert Walker (San Pasqual) 4:16.50, 3. Steve Guerini (Santa Rosa) 4:16.53, 4. Richie Boulet (Sir Francis Drake) 4:16.59, 5. T.J. Reyes (Lakewood) 4:19.58, 6. Chris Dawson (Shasta) 4:20.00, 7. Austin Matulonis (Oak Ridge) 4:22.16, 8. Mike Berstein (Garden Grove) 4:23.13, 9. Pat Kelly (Bellarmine) 4:24.31, 10. Pascual Morales (Washington) 4:27.54, 11. Williams Bowers (Gilroy) 4:28.05, 12. Bobby Wiley (Monroe) 4:30.91, 13. Brian Gotsay (Taft) 4:35.26, 14. Philipp Gruetering (Washington) 4:48.88. Heat 2: 1. Daniel DasNeves (Helix) 4:17.93, 2. Todd Tressler (San Marcos) 4:18.15, 3. Hector Hernandez (Mar Vista) 4:18.89, 4. Joe Garcia (Northview) 4:19.12, 5. Dan Stoll (College Park) 4:20.53, 6. David Sandles (Castlemont) 4:20.54, 7. Armando Gonzalez (Roosevelt) 4:21.17, 8. Rio Anderson (South Fork) 4:22.32, 9. Jeff Arnold (The York) 4:23.59, 10. Brian Wilkinson (Merced) 4:23.91, 11.

CIF / Reebok California State Meet

Ben Meston (Venice) 4:24.12, 12. Terry Hickey (Foothill) 4:27.75, 13. Jose Santiago (Madera) 4:28.80, 14. Greg Byard (Davis) 4:29.06.

3200 Meters:

Down south, Dave Hartman (Canyon, Canyon Country) had raced an impressive 9:00.63 in taking the Arcadia race, with Angel Martinez (San Gabriel) taking the Southern Section State Qualifier at 9:01.36 over James Menon (San Luis Obispo) 9:02.04 with Hartman third. Mark Douglas (Moreau,



DAVE HARTMAN--3200

Photo by Bill Leung, Jr.

Hayward) was the North's best off his 5th at Arcadia in 9:14.89.

In the Finals race it was very obvious that James Menon (San Luis Obispo) had planned a steady, hard pace from the gun, covering the first 200 meters in 30.3 and the first lap in a quick 63.4. Peter Nichols (San Marino), who surprised with a 9:10.41 in the Southern Section State Qualifying affair, was the only one really close. Through lap splits of 2:12.4, 3:21.3, and 4:30.0 Menon still had an eight meter lead over the pack, with Dave Hartman up to second at that point and Angel Martinez running in third. Menon continued with a comfortable lead through 5:38.9 and 6:46.8 lap splits, with Steve Gonzales (Carson) having joined the Villanova-bound Hartman and Martinez some twenty five meters back (6:50.6) at the end of six. Some twenty meters behind that group Billy Dixon (Hart, Newhall), Javier Lozano (Helix, La Mesa), and Mark Douglas (Moreau, Hayward) led the rest of the field. With 700 meters to go, at the start of the backstretch, with a defi-

nite gear change, Hartman made his decision to go and attempt to win the race. Dave had cut the twenty-five meter margin in half by the gun (Menon 7:55.1-Hartman 7:57.0), and came up to Menon with 300 meters to go. Thirty meters into the backstretch Hartman burst by, with Menon not giving up easily, challenging with 200 meters to go. But Hartman, who finished here reminiscent of his big close at the Kinney National Cross Country Finals that had him work his way up to third, was not to be denied, charging down the homestretch to an 8:58.38 victory with Menon ending up second at 9:03.55 and Martinez third at 9:05.21.


Finals:

1	Dave Hartman (Canyon)	8:58.38
2	James Menon (SLO)	9:03.55
3	Angel Martinez (SGab)	9:05.21
4	S. Gonzalez (Carson)	9:06.57
5	Javier Lozano (Helix)	9:09.59
6	M. Douglas (Moreau)	9:10.38
7	H. Hernandez (MarVista)	9:10.55
8	Billy Dixon (Hart)	9:10.97
9	Peter Nichols (S Marino)	9:11.01
10	A. Gonzalez (Roosevelt)	9:13.04
11	P. Morales (Washington)	9:21.33
12	B. Singleton (Bret Harte)	9:21.41
13	S. Dowens (Leigh)	9:23.01
14	Lozario Romero (SPasq)	9:25.11
15	B. White (Antioch)	9:25.33
16	Bob Escay (Jesuit)	9:27.58
17	G. Rivera (Delano)	9:27.61
18	S. Gonzales (E.Nichol)	9:27.80
19	N. Thompson (Del Norte)	9:29.02
20	B. Glosser (St. Ignatius)	9:29.22
21	David Monk (Fairfield)	9:31.72
22	R. Renoon (Banning)	9:31.78
23	P. Digirolano (Petala)	9:34.00
24	R. Cardenas (Sanger)	9:48.80
25	E. Mohammed (Mt. PI)	9:49.79

110 Meter High Hurdles:

Isaac Carson (Jefferson, Daly City) had emerged as the state's best during the regular season, racing to a 13.96 after a decisive win over the State's best at Arcadia in mid-April. Dominique Arnold (Wilson, Long Beach) continued to improve steadily, taking the Southern Section State Qualifying competition at 14.20, with Adrian Brown (Huntington Beach) 14.10w-14.34. Terry Fulton (Mt. Pleasant, San Jose) was 14.06w up north, with Keith Williams (Escondido) 14.34 in San Diego.

In Heat 1 Southern Section stars Dominique Arnold and Damon Smith (Hawthorne) battled in tandem through the final half of the race until Arnold stumbled over the last barrier, with Smith winning 14.25w-14.40w (wind +2.31). Heat 2 had Isaac Carson show his class with a strong 13.82w (+3.07) win over Adrian Brown (Huntington Beach) 14.23w. Keith



ISAAC CARSON--110HH

Photo by Bill Leung, Jr.

Williams (Escondido) took Heat 3 by five meters at 14.34 (+1.90), with Heat 4 action featuring Charlie Davidson (Saddleback, Santa Ana) taking Chris Redmond (Vallejo) 14.40w-14.51w (+3.63).

The Finals was kind of a work of art by the winner. Charlie Davidson had the best start and led over the first hurdle. It did not take long for Isaac Carson to go to work, with the tall, lean San Francisco Bay area star running another very clean, close to technically perfect race. During the final eight flights of hurdles the margin stretched to two, three, and by the finish five meters over a good group. While other were knocking hurdles down and having balance problems along the way Carson blazed to a 13.67 clocking (wind a legal 1.72 mps), one of the fastest in State finals history. Adrian Brown (Huntington Beach) finished out a good season in 2nd at 14.13. Carson appears as if he should have little adjustment difficulties in going over the 42" college barriers, with his improvement from last year's 14.49 best quite impressive.

Finals:

1	Issac Carson (Jefferson)	13.67
2	Adrian Brown (HuntBch)	14.13
3	Dominique Arnold (Wilson)	14.23
4	Desmond Smith (Hawth)	14.37
5	Chris Redmond (Vallejo)	14.39
6	Charlie Davidson (Saddleb)	14.40
7	Kendell Hoggatt (Hoover)	14.78
8	Eric Bell (Castle Park)	14.86
9	Keith Williams (Escondido)	14.97

Heat 1 (wind +2.31) 1. Demond Smith (Hawthorne) 14.25, 2. Dominique Arnold (Wilson, LB) 14.40, 3. Ryan Renz (West Bakersfield) 14.50, 4. Pierre DeRosiers (Birmingham)

14.69, 5. Matt Morse (St. Ignatius) 14.73, 6. Brett Hartley (Montgomery) 15.10, 7. Tommy Bennett (Morse) 15.34. Heat 2: (wind +3.07) 1. Issac Carson (Jefferson) 13.82, 2. Adrian Brown (Huntington Beach) 14.23, 3. Darrell Miles (DeAnza) 14.61, 4. Abu Wilson (McClumond) 14.79, 5. James Gillespie (Lindhurst) 14.98, 6. Christopher Hunt (Westchester) 14.99, 7. Jermona Smith (Redwood) 15.73. Heat 3: (wind +1.90) 1. Keith Williams (Escondido) 14.34, 2. Ryan Kieling (Crespi) 14.62, 3. Jonas Bergstrom (Ripon) 14.83, 4. Terry Fulton (Mt. Pleasant) 14.86, 5. Jeffers Bailey (El Camino Real) 15.11, 6. James Elliott (Pineole Valley) 15.41, Chris Christofferson (Oroville) DQ. Heat 4 (wind +3.63) 1. Charlie Davidson (Saddleback) 14.40, 2. Chris Redmond (Vallejo) 14.51, 3. Eric Bell (Castle Park) 14.56, 4. Kendell Hoggatt (Hoover) 14.57, 5. Raymond Banner (Birmingham) 14.98, 6. Greg Quesada (Pittsburg) 15.49, 7. Cory Settles (Lowell) 16.02.

300 Meter Intermediate Hurdles:

Keith Williams (Escondido) put together some fine races in the South, with a 36.9 best, with Chris Redmond (Vallejo) 37.75 the Sac Joaquin champion at 37.75. Don Jackson (Duarte) came on strong, racing 37.64 in taking the Southern Section State Qualifier at 37.64, with Demond Smith (Hawthorne) 37.65.

In Friday's qualifying Don Jackson (Duarte) charged out in Heat 1, with surprising Damon Fox (Framont, L.A.) stride for stride through a 24.5 first 200. Jackson held a narrow margin to the finish in 37.83-37.85. Surprising Jason Anderson (San Diego) had a big lead until the last flight in Heat 2, where step problems there had Chris Redmond (Vallejo) edge close 38.53-



KEITH WILLIAMS--300IH

Fine Flicks by Don Gosney

CIF / Reebok California State Meet

38.58. In Heat 3 Keith Williams (Escondido) looked very good in charging out to a big lead through a 24.6 first 200, easing to a 37.65 four meter victory. Demond Smith (Hawthorne) looked controlled in taking Heat 4 38:47-38.77 over Steve DeBerry (San Dimas).

In the Finals Don Jackson took the race out very, very quickly, with Rob Landtiser (Canyon, Canyon Country) close as the race headed around the turn. Keith Williams was running a steadily paced race, edging up to the two leaders as they passed the 200 meter point in 24.1. Interestingly, both Jackson and Williams hit the hurdle just before they entered the straightaway, with Williams moving smoothly down the straightaway to a six meter win at 37.28 over quick-closing Demond Smith (Hawthorne).

Finals:

- 1 Keith Williams (Escondido) 37.28
- 2 Demond Smith (Hawth) 38.04
- 3 Rob Landtiser (Canyon) 38.32
- 4 Don Jackson (Duarte) 38.55
- 5 Jason Anderson (S Diego) 39.02
- 6 Chris Redmond (Vallejo) 39.20
- 7 Dominique Arnold (Wilson) 39.31
- 8 Willy Marks (McLane) 39.33

(Damon Fox (Fremont) DNF)
Heat 1: 1. Don Jackson (Duarte) 37.83, 2. Damon Fox (Fremont) 37.85, 3. Terry Fulton (Mt. Pleasant) 39.38, 4. Rick Christensen (Bella Vista) 39.47, 5. Ryan Renz (West Bakersfield) 39.94, 6. Ben Riebert (Modoc) 41.01, 7. James Elliott (Pinole Valley) 41.03.
Heat 2: 1. Jason Anderson (San Diego) 38.53, 2. Chris Redmond (Vallejo) 38.58, 3. Dominique Arnold (Wilson, LB) 38.65, 4. Jermonde Smith (Redwood) 39.05, 5. Darnell Hendricks (Tah) 40.48, 6. Ken Whaley (Kelseyville) 40.93, Dave Swan (St. Ignatius) DQ. **Heat 3:** 1. Keith Williams (Escondido) 37.65, 2. Rob Landtiser (Canyon, CC) 38.15, 3. Willy Marks (McLane) 38.34, 4. Abu Wilson (McClymond) 39.87, 5. Alvin Edington (Canoga Park) 39.99, 6. Todd Years (American) 40.94, 7. Jon Noble (Los Galos) 41.25. **Heat 4:** 1. Demond Smith (Hawthorne) 38.47, 2. Steve DeBerry (San Dimas) 38.77, 3. Derrek Oral (Yuba City) 39.85, 4. Helmer Vallejo (Belmont) 39.90, 5. Brian Elliott (Escondido) 40.70, 6. Kelvin Sanders (Lincoln) 43.52, 7. Chris Cannon (Redwood) 43.70.

400 Meter Relay:

Hawthorne and Compton had some interesting battles in the South, with Compton blazing a 41.12 in the Southern Section State Qualifier. The Cougars had a seasonal best of 41.66. L.A. Washington had the state's quickest time of 41.11, but had injury and ineligibility difficulties along the way. Lemoore surprised with a Central Section 41.52 home track win, with Locke (41.70) given a chance for the win.

The 4x100 relay heats started Friday's prelim action off in a rather strange way. In Heat 1, Lemoore won the event, then was disqualified. In Heat 2, the leading Muir (Pasadena) team never was able to hand off on the second exchange, and Locke (L.A.) went to the win at 41.68. In Heat 3 the



RICKY CARRIGAN anchoring COMPTON-400m Relay

Fine Flicks by Don Gosney

State leading Washington (L.A.) team (41.11) was a no-show, with Hawthorne racing a smooth 41.82. Compton, with Ed Hervey (prior to his injury in the 400) charging 10.2 down the backstretch (into the wind), and Ricky Carrigan 9.4 with the wind on the homestretch, took Heat 4 with the evening's fastest, 41.60 in winning by 12 meters.

The Finals race had an extra element of interest, with the team contest on the Men's side possibly very wide open. Compton had been the favorite prior to Friday's prelims, but Ed Hervey, a 47.13 400m runner had pulled up at the end of his trials race there, with participation on Saturday a question mark. If Compton faltered the title could go to any of a number of teams, with Locke and Hawthorne from this race (Hawthorne Lane 4, Compton 5, and Locke 6) prominent. Surprisingly, Hervey did show up to run the second leg in the Finals for Compton. When the gun went off Locke definitely was the leader through the first exchange, with Hervey doing his usual fine job down the backstretch (he has run 21.50 for 200m) to move Compton into the lead, with Merced also running very strong. Around the south turn on Leg 3 it was Hawthorne with a big move, with the Cougars, Locke, and Merced all ahead

of Ricky Carrigan when he received the baton for Compton. One has to go back to the days of Henry Thomas to find an athlete who can run the anchor leg as well as Ricky. Gradually moving during the first 50 meters, Ricky shifted into his spectacular overdrive gear after that point and ate some good sprinters alive! His close over the last twenty meters caught Eric Allen and Hawthorne for a 41.68-41.74 win over the Cougars, with the two squads having a great rivalry during the season. Mr. Carrigan's leg with a flying start from the 100 meter start line to the finish was 9.3!

Finals:

- | | |
|-----------------|-------|
| 1 Compton | 41.60 |
| 2 Locke | 41.68 |
| 3 Hawthorne | 41.82 |
| 4 Merced | 42.50 |
| 5 Skyline | 42.59 |
| 6 Mt. Pleasant | 42.60 |
| 7 Thousand Oaks | 42.65 |
| 8 San Fernando | 42.74 |
| 9 Homestead | 42.76 |

Heat 1: 1. Mt. Pleasant 42.60, 2. Thousand Oaks 42.65, 3. San Fernando 42.74, 4. Morse 43.55, Lemoore DQ, Chico and Berkeley DNF. **Heat 2:** 1. Locke 41.68, 2. Merced 42.50, 3. Skyline 42.59, 4. Poway 42.78, 5. Bishop O'Dowd 43.16, Bullard and Muir DQ. **Heat 3:** 1. Hawthorne 41.82, 2. Homestead 42.76, 3. Benecia 43.05, 4. Southwest 43.24, 5. Lincoln 43.92, Grant DQ, Washington DNR. **Heat 4:** 1. Compton 41.60, 2. Birmingham 42.86, 3. Valley 42.96, 4. Bakersfield 42.97, 5. North Salinas 43.44, 6. St. Mary's 43.51, Eisenhower DQ.

1600 Meter Relay:

Centennial (Compton had looked super all year long, picking competitions carefully on the way to a 3:14.46 seasonal best. Rod Steele and Gerald McCladdie were capable of 47 second on the final two legs to make the Ap-



MORNINGSIDE-1600m Relay

Photo by Bill Cockerham

aches appear to be unbeatable in the state. Vallejo (Sacramento) (3:14.6) and Vallejo (3:14.7) battled in the Sac Joaquin Finals, with Dorsey (3:15.0) welcoming back Lamont Warren from injury late in the year.

The Men's 4x400 Prelims followed the same script as the 4x100 with some strange happenings. In Heat 1 the Centennial lead-off runner, while running in his lane some 30 meters from the exchange, fumbled the baton and had it roll off onto the infield. After jumping back onto the track the Apaches were 57.0 through the first exchange. A 49.2 second leg had Centennial up to sixth, with Rod Steele a tough 48.2 on the third segment to move the team up to fourth. Gerald McCladdie, one of the nation's top one-lappers took off on the anchor, blazing a 47.0 that had him move the team up to third, only four meters behind the winning Bullard (Fresno) team 3:20.67-3:21.31. Heat two featured Devon Edwards of Valencia HS running a sub-47.0 anchor to run down Bishop O'Dowd (Oakland) 3:18.75-3:18.77, with Larry Evans closing Vallejo at 47.3 to 3:18.80 in third. Morningside (Ingelwood) raced 3:17.92 in Heat 3, with Lamont Warren anchoring Dorsey (L.A.) in 46.6 to a 3:18.14 in 2nd. Foothill (Santa Ana), with a young team, took Heat 4 in 3:19.71. When the winners and times were figured up Centennial had missed the Finals by .16.

The Centennial problem in the heats threw the event pretty wide open. It was obvious from the start of the Finals race that Morningside had special motivation this event. Featuring a team of three juniors and a soph, the Monarchs had a group without spectacular individual credentials put together a very special effort here. Lovestor Williams gave Morningside a 12 meter lead through the first leg with an excellent 48.5. Rather shockingly, Travion Harris stretched the margin to 20 meters through the end of leg 2 with a 48.0 effort. During the third leg, a 50.4 by Jesse Swayze, the pack crept to within striking distance, with Dorsey (48.4), Bishop O'Dowd, and Vallejo within 15 meters at the start of the anchor. Lamont Warren (Dorsey) and Larry Evans (Vallejo) were notables chasing Morningside's soph anchor, Ed Turner. Warren led the chase that came just inside 10 meters before Turner sprinted hard down the homestretch, racing 48.0 to finish Morningside's winning 3:15.01. Warren anchored in 46.9, with his Don second place team disqualified for a lane violation early in the event. Evans anchored in 47.5 for the third place Vallejo team (3:17.27). Bishop O'Dowd was 2nd at 3:16.52.

CIF / Reebok California State Meet

Finals:

1 Morningside	3:15.01
2 Bishop O'Dowd	3:16.52
3 Vallejo	3:17.27
4 Bullard	3:18.10
5 Foothill	3:18.35
6 Valencia	3:18.65
7 St. Mary's	3:19.17
8 Birmingham (Dorsey DQ)	3:22.78

Heat 1: 1. Bullard 3:20.67, 2. Birmingham 3:21.15, 3. Centennial 3:21.31, 4. Muir 3:21.52, 5. Luther Burbank 3:25.59, 6. Escondido 3:26.30, 7. Santa Rosa 3:31.72.

Heat 2: 1. Valencia 3:18.75, 2. Bishop O'Dowd 3:18.80, 3. Vallejo 3:18.80, 4. Fremont 3:27.84, 5. Chico 3:37.13, Homestead DQ, Bakersfield DNF. Heat 3: 1. Morningside 3:17.92, 2. Dorsey 3:18.14, 3. St. Mary's 3:19.49, 4. North Salinas 3:22.30, 5. Roosevelt 3:23.58, Morse DQ.

Heat 4: 1. Foothill 3:19.71, 2. Locke 3:21.21, 3. St. Ignatius 3:21.23, 4. Mira Mesa 3:24.07, 5. Antioch 3:24.62, 6. Lincoln 3:33.70, 7. Vallejo 3:37.48.

High Jump:

Defending State Champ Kevin Carlson (Katella, Anaheim) put together a fine season with a best of 7-0 but some good attempts at higher heights, with 1990 runner-up Avery Anderson (North, Riverside) slowly coming back from injury to qualify for State at 6-8. Tim Rucks (Milpitas), fourth in the

O'Neill (Rubidoux, Riverside) over 6-10.

It took 6-6 to make the Finals, with the Prelims eliminating none of the 6-10 athletes, with Avery Anderson also qualifying on at 6-7.

The finals turned out to be a super competition, with the event lasting a bit after the final running race and drawing the crowd's attention to some very good jumping by the same group as 1991. John Hamilton of San Marcos in the San Diego Section could not clear the opening 6-4 height, with Mark Montgomery (Lynwood) edging Eddie Tindal (Enterprise, Redding) and Tim Ross for 7th on misses when the trio cleared 6-8 and could go no higher. With the bar at 6-9, Rucks, Anderson, surprising Calvin Haynes (Tulare Western), and Kevin Carlson all passed, with Chris Olsson-O'Neill clearing on his second attempt. At 6-10 Anderson and Carlson both cleared on their first trial (to continue unscathed in the competition, with both interestingly passing 6-4 and 6-9), with Haynes and Rucks over on attempt number two. Four athletes (Rucks, Anderson, Haynes, and O'Neill) were jumping at 6-11 with Carlson surprisingly passing. Rucks and Anderson were over 6-11 on their first jumps, with Olsson-O'Neill clearing a lifetime best on his third attempt. At 7-0

final attempt. When Anderson cleared 7-2 on his first attempt it put a great deal of pressure on Carlson, with the Katella star passing on his final two jumps after a miss, going after a win with a better record at the next height. At a very lofty State Record 7-3 1/2 neither athlete was successful, with Anderson having three attempts and Carlson two (he passed 7-1 the last two times after one miss there). Anderson's competitiveness has to be saluted, with long recovery from injury early in the season holding him back to 6-8 coming into the State meet weekend.

Finals:

1 Avery Anderson (NoRiv.)	7-2
2 Kevin Carlson (Katella)	7-1
3 Tim Rucks (Milpitas)	6-11
4 Chris O'Neil (Rubidoux)	6-11
5 Calvin Haynes (TularWest)	6-10
6 Mark Montgomery (Lynwd)	6-8
7 Eddie Tindal (Enterprise)	6-8
8 Tim Ross (Royal) (John Hamilton, N.H.)	6-8

Finalists: Avery Anderson (North, Riv), Calvin Haynes (Tulare Western), Eddie Tindal (Enterprise), Chris O'Neil (Rubidoux), Kevin Carlson (Katella) all 6-7; John Hamilton (San Marcos), Mark Montgomery (Lynwood), Tim Ross (Royal), Tim Rucks (Milpitas) all 6-6.

Non-Qualifiers: Ed Calhoun (Wilson), Corey Settles (Lowell), Chris Bane (Santa Rosa), Bob Wisecarver (Antioch), Jason Neuss (Livermore), Brian Beck (El Camino), Damian Cerhus (Escondido), Romero Glyton, Al Jones (Westchester), Sean Lewis (Carson), Clayton Zeidler (Bellarmine), Eli Gladden (San Lorenzo Valley), Jeremy Burke (Sonora), Jedediah Biagi (Del Campo), Walker Vaughn (Yosemite), Brad Roland (Foothill), Brian Davidson (California), Griffin Childres (Woodland).

Pole Vault:

The best vaulters to move on to the State Meet were from the North, with David Cox (Hoover, Fresno) 16-7 3/4 for one of the best marks in the country. Matt McCauley (Nevada Union, Grass Valley) was 16-0 with P. J. Chadwick (Woodland) 15-7 1/2.

The winds that come from the west and around the huge concrete bleachers swirl onto the main field and typically bring havoc to this event. 1991 was an exception, with consistent 2-4 meter per second aiding breezes from the south at the backs of the sprinters in their races providing the same consistent aide to the Pole Vaulters, whose runway is on the same side of the track. Qualifying was quite surprising, probably the best ever in this meet, with eight over 15-0 on Friday, and Darren Fraley (Lemoore) gaining spot nine on misses over three who cleared 14-8. The only real casualty among the favorites on Friday was Amit Barken

(Hillsdale, San Mateo), a 15-1 performer who could not clear 13-8 on this day.

Some really fine Vaulting took place in the Finals. The wind was also very cooperative on the second day of the Meet. Everyone either passed or was




DAVID COX—Pole Vault

Photo by Bill Cockerham

over the opening 13-8 height, with Scott Shimooka (San Pasqual, Escondido) requiring three trials there. At 14-2 Scott Tetreault (Arroyo Grande) cleared on his third attempt, and was not able to clear any higher for the ninth spot. The bar went up to 14-8, with David Cox (Hoover, Fresno) still passing, and Matt McCauley (Nevada Union, Grass Valley) clearing on his second attempt after passing the first two heights. Everyone else in the field was over the bar at 14-8. At 15-2 McCauley, P.J. Chadwick (Woodland), and Cox were sharp with first attempt clearances, with Shimooka over on his third trial. Clarence Phelps (Christian Brothers, Sacramento), Darren Fraley and Trevor Lycett (Esperanza, Anaheim) (tie), and Peter Alusha (El Rancho, Pico Rivera) finished in places four through eight in that order after they could not get over 15-2. At 15-8 Cox was the only athlete to get over, on his first attempt again. McCauley, Chadwick, and Shimooka finished in places two, three and four, respectively, at 15-2. The Fresno area star, Cox, looked very, very sharp. With a seasonal best of 16-7 3/4, David had the bar placed at 16-6, and cleared on his second attempt. The State Record is 17-0 1/2 by Anthony Curran (Crespi, Encino) from 1978. Cox had the bar placed at 17-1, and had two great attempts where he had the height, but bumped the bar with his chest, and had it fall.

Finals:

1 David Cox (Hoover)	16-6
2 Matt McCauley (NevUnion)	15-2



AVERY ANDERSON—High Jump

Fine Flicks by Don Gosney

1990 State meet at 6-11 had a 91 best of the same height. Fine footballer, Tim Ross (Royal, Simi Valley), had a 6-10 1/2 best, with Chris Olsson-

Carlson rejoined the competition, clearing on his first attempt, with Anderson sailing over by a wide margin on attempt number two. Rucks and Olsson-O'Neill could not get over the 7-0 barrier to place third and fourth. With the bar at 7-1 Anderson sailed over his second trial, with Carlson over on his

CIF / Reebok California State Meet

3 P. J. Chadwick (Woodlnd) 15-2
 4 Scott Shimooka (SanPasq) 15-2
 5 Clarence Phelps (Ch Bros) 14-8
 6 Darren Fraley (Lemoore) 14-8
 7 Trevor Lycett (Esperanza) 14-8
 8 Peter Alusha (El Rancho) 14-8
 9 Scott Tetreault (ArrGrnd) 14-2
Qualifiers: Scott Shimooka (San Pasqual), Scott Tetreault (Arroyo Grande), Trevor Lycett (Esperanza), Peter Alusha (El Rancho), Clarence Phelps (Christian Bros), Matt McCalley (Nevada Union), P.J. Chadwick (Woodland), David Cox (Hoover) all 15-0; Darren Fraley (Lemoore) 14-8.
Non-Qualifiers: Francis Airy (McAtee), Andy Kaufman (Pacific Palos), John Kubelka (Taft), John Golden (El Camino Real), Levi Hengel (Las Plumas), Justin VanFleet (Verdugo Hills), John Mebardis (Tamalpais), Bruce Medhurst (Ygnacio Valley), Josh Fuller (Rancho Buena Vista), Dave Ryneerson (Valhalla), Alvin Sitton (Clovis), Charlie Tope (Palma), Greg Hunwitz (Bellarmine), Jared Kenworthy (Piner), Luis Lino (Liberty), Dan Kerker (Loyola), Miles Reynolds (Hemet), Amit Barkan (Hillsdale).

Long Jump:

Roque Belina (Mt. Carmel, San Diego) led the state at 23-9, but had a pulled back muscle at the end of the season, with Tyrone Edwards (Nogales, La Puente) 23-8 1/2 (24-2 1/2w), the Arcadia winner over a top group. Damon Boddie (Cordova, Rancho Cordova) had a 23-7 (23-10 1/2w) best, with Mike Wright (Glendale) 23-8 1/4w (23-3 1/2) in his first year of jumping.

The placement of the qualifying round in this event on Friday, at 4:00 p.m., an hour before any running events, usually results in some fine jumps. With the aiding breezes rather consistent, there were some great efforts. With the State's best a legal 23-9 coming into this Meet, it took 23-4 to move on to the Finals. Steve Stanley (Gardena) got the action going early, with the 23-6 3/4w leaper exploding to 24-2 1/2 (wind legal +1.34 mps) on his second jump in the second flight. Cornell Hill (Taft, Woodland Hills) was out to 23-11 1/4w (+4.41), with Kyhaunn Woods (Locke, L.A.) 24-1 1/2w (+2.80), before Tyrone Edwards (Nogales, La Puente) came up for the final flight. The Southern Section champ sailed 24-8 1/4 (+1.85) on his first effort, then sat down for the final two Friday jumps.

Saturday's Finals had this event at 5:00 p.m., again an hour before any running events. The results were more interesting this day. Steve Stanley (Gardena) did not wait, leaping an impressive 24-10 1/2w (+2.82) on his first jump. Kyhaunn Woods had opened up with 23-10w (+2.32) with Tyrone Edwards ending the first round with a 23-9 1/4 (+1.33). Woods stretched out to 24-0 1/4 (+1.54) on his second

effort, with Mr. Stanley upping the ante with a 25-1 1/4w (+3.13), and Edwards answered with 24-9 1/4w (+3.76). Cornell Hill joined the fray on



STEVEN STANLEY—Long Jump

Photo by Bill Cockerham

his third attempt, a 24-4 1/4 (+.82). No one else in the field was over 23-0 in the Finals. Hill was 24-0 1/2 (+.76) on his fourth effort, with Stanley continuing his great series with a 24-6 1/2 (+1.20) on that attempt. Edwards was 24-2 1/2w (+2.05) on his fifth jump, with Stanley adding his fourth jump over 24-6 1/2 with a 24-7 1/2w (+3.15) on his final effort to settle the issue of superiority on this particular day.

Finals:
 1 Steve Stanley (Gard) 25-1 1/4
 2 Tyrone Edwards (Nog) 24-9 1/4
 3 Cornell Hill (Taft) 24-4 1/4
 4 KyHaunn Woods (Locke) 24-0 1/4
 5 Damon Bodie (Cordova) 22-11 1/4
 6 Kenny Johnson (CynSpr) 22-8 3/4
 7 Jamar Moore (Rubidoux) 22-6 1/2
 8 Mike Wright (Glendale) 22-3
 9 Terrence Sweet (Morse) 21-5
Qualifiers: Tyrone Edwards (Nogales) 24-8 1/4, Steve Stanley (Gardena) 24-2 1/2, KyHaunn Woods (Locke) 24-1 1/2, Cornell Hill (Taft) 23-11 1/2, Mike Wright (Glendale) 23-5 3/4, Damon Bodie (Cordova) 23-5 1/4, Kinney Johnson (Canyon Springs) 23-5, Jamar Moore (Rubidoux) 23-4.
Non-Qualifiers: Bkamba Wright (Socets) 21-1 1/4, Ryan Morgan (Castlemont) 21-10, Cletius Coffey (Cardinal Newman) 20-4 3/4, Eric Houston (Logan) 22-5, Kendall Hoggatt (Hoover) 22-11 1/2, Kumar Washington (San Lorenzo) 21-11 1/2, Shante Brown (Menlo-Atherton) 22-8 1/4, Willie Ragland (Tulare Western) 22-2 3/4, Ben Lawson (Paradise) 22-6 1/2, Dustin Raults (Lincoln) 22-9 1/2, Matt Carillo (Rio Mesa) F, T. Atwal (Oak Grove) F, Mike Wright (No. Monterey) 22-0, Tom D'Agostina (Amador) 22-7 1/2, Liron Wilson (Washington) 23-2, Roque Balina (Mt. Carmel) 22-6 1/4, Reynard Rutherford (Benicia) 23-1 1/4, Cary Taylor (Morse) 22-10, Bill Eckford (Roseville) 22-8 1/4.

Triple Jump:

Offord Rollins (Wasco 49-1 seasonal best) was first in the Sunkist Meet in



OFFORD ROLLINS—Triple Jump

Photo by Bill Cockerham

January, with the Wasco junior taking the State's best in mid-April at Arcadia. Kenny Johnson (Canyon Springs, Moreno Valley), with a 49-9 1/2 best was jumping nicely, with Cary Taylor (Morse, San Diego) the San Diego champion with a 48-9 1/4 best, and teammate Terrence Sweet 48-8. Anthony Bartley (Lynwood) had jumped 48-6 1/2.

In qualifying on Friday eight were over 47-2 1/2, with 48-2 leaper LaCharles Coleman (Vallejo) the biggest casualty with three fouls. Ken Johnson (Canyon Springs) was out 49-10 3/4w (+2.99), with Dean Wadlington (Muir, Pasadena) 48-9 3/4 (+1.50), and Offord Rollins (Wasco) 48-4 1/2w (+2.30) to lead.

A hex really struck Morse (San Diego) in the finals, with both Cary Taylor and Terrence Sweet suffering injuries. Taylor had a foul his first jump and passed the next five, with Sweet just plain scratching from the event. Offord Rollins and Ken Johnson provided the early action with identical 48-7 3/4w jumps (Rollins +2.49 and Johnson +2.63 wind). On his second jump Rollins kind of settled things with a towering 51-4 3/4w (+4.00) second leap that gave viewers the feeling of complete expenditure of momentum by the Central Section star. Johnson followed on that same attempt with a 49-5 1/4w (+4.31). Anthony Bartley (Lynwood) improved to 48-2 1/2w (+4.02) and 48-4w (+3.13) on his third and fourth jumps to move into third, with Rollins following up his big jump with a 48-9 1/2w (+2.81) and the only other jump in the competition of over 48-0. Rollins 51-4 3/4w was a big winner, with Johnson second, and Bartley third.

Finals:
 1 Offord Rollins (Wasco) 51-4 3/4

2 Ken Johnson (CynSpr) 49-5 1/4
 3 Tony Bartley (Lynwood) 48-4
 4 Dean Wadlington (Muir) 47-10 1/2
 5 Dyvod Hammond (Hem) 47-4 1/2
 6 Vince Church (Kennedy) 47-4
 7 Liron Wilson (Wash) 46-3
 (Cary Taylor had no legal jump, Terrence Sweet scratched)

Qualifiers: Ken Johnson (Canyon Springs) 49-10 3/4, Dean Wadlington (Muir) 48-9 3/4, Offord Rollins (Wasco) 48-4 1/2, Vince Church (Kennedy) 48-2 3/4, Tony Bartley (Lynwood) 48-1 1/2, Terrence Sweet (Morse) 47-9 3/4, Dyvod Hammond (Hemet) 47-4 3/4, Liron Wilson (Washington) 47-2 1/2, Cary Taylor (Morse) 46-9 3/4.

Non-Qualifiers: Jason Williams (Castlemont) 40-5 1/2, Miuh Ly (Lowell) 41-2 1/2, Mike Pak (Canoga Park) 41-5 3/4, Bill Martin (Gardena) 43-3 3/4, Aaron Pardini (Chico) 44-11 3/4, Byron Strickland (Highland) F, Rendell Abdullah (San Fernando) Scratched, Keir Gumbs (Bishop O'Dowd) 45-5 1/4, Travis Davis (Banning) F, Steve Jones (Tennyson) 45-1 1/4, Leonard Haywood (St. Mary's) 44-9 1/2, A. Souphunthong (Overfelt) 43-9 1/2, Malachi Muhammad (Logan) 46-6 1/2, Cjros Czerwinski (Mt. View) 45-11, Damian Bryant (Highlands) 45-11 3/4, Brendon Fedema (Fremont) 45-3 3/4, Gary Taylor (Morse) DQ, Andy Hill (St. Mary's) 45-10 3/4, LaCharles Coleman (Vallejo) F.

Shot Put:

The event had been all Mark Parlin's statewide, with only a defeat at Arcadia to New Jerseyite Aaron Echternacht to mar a perfect record. After a mediocre day in the Discus at the Section Divisional Finals, Mark exploded to



MARK PARLIN—Shot Put

Photo by Bill Cockerham

66-7 1/2 in the Shot Put the same day. Donald Willis (Cabrillo, Lompoc) was 59-10, with Jeff Buckley (Bakersfield) 59-7.

Mark Parlin easily led Friday's qualifying, with steadily improving and impressive looking soph, Ty Lingenfelter

CIF / Reebok California State Meet

(Upland) next at 58-8. Jeff Buckley was a non qualifier at 10th in 55-11 1/2.

Esperanza was in tough with the Ricky Carrigan-led Compton crew for the team championship, so Parlin had some motivation for Saturday's Finals. A 61-1 1/2 second toss for the UCLA-bound Esperanza senior all but put the event out of reach of this year's California prep crop. Josh Kloster (Lemoore) was 2nd early-on with a 58-2 1/4 opener. Lingenfelter crept up, throwing a big pr 59-0 3/4 on his fifth toss to take over the runner-up position. Parlin had improved to 61-5 1/2 on his fourth toss, with three fouls among his six throws in the Finals. Mark will become a part of Coach Art Venegas's weight team at UCLA next Fall.

Finals:

- 1 Mark Parlin (Esper) 61-5 1/2
- 2 Ty Lingenfelter (Upland) 59-0 3/4
- 3 Josh Kloster (Lemoore) 58-2 1/4
- 4 Matt Loggins (Moreau) 57-1 1/2
- 5 Donald Willis (Cabr) 55-10 3/4
- 6 Rick Asbell (Manteca) 55-9 3/4
- 7 Bruce Ventura (YerBB) 55-8
- 8 Tedy Bruschi (Roseville) 55-2 1/4 (Jim Freeland (Amador Valley) N.M.)

Qualifiers: Mark Parlin (Esperanza) 63-0 1/2, Ty Lingenfelter (Upland) 58-8, Matt Loggins (Moreau) 56-10 1/4, Donald Willis (Cabrillo) 56-6 1/4, Rick Asbell (Manteca) 56-8, Jim Freeland (Amador Valley) 56-5 1/4, Josh Kloster (Lemoore) 56-2 3/4, Bruce Ventura (Yerba Buena) 56-1 3/4, Tedy Bruschi (Roseville) 51-2.

Non-Qualifiers: Don Pollard (Lincoln) 46-11 1/4, Javier Godino (Lincoln) F, Eric Battle (Banning) 48-11, Brian Burks (Washington) 45-4, Eric Meagher (Fallbrook) 49-7, David Loshonkol (Granite Hills) 51-11, Durrell James (Oakland) 51-10, Ryan Root (Yreka) 47-10 1/4, Dwayne Sanders (Dorsey) 45-5 1/2, Renato Grizelj (Hilledale) 50-9 1/2, Kursten Sheridan (Livermore) 54-6, Tony Lofore (Alhambra) 54-3 1/4, Adam Mosman (Cordova) 52-10, Paul Richard (Valencia) 52-11, Junior Cienega (Escondido) 55-4 1/4, Patrick Van Scoy (Rio Mesa) 53-8 1/2, Pete Swanson (San Benito) 54-9, Alfred Keyes (Corcoran) 52-1 1/4, Jeff Buckley (Bakersfield) 55-11 1/2.

Discus:

Jeff Buckley (Bakersfield) exploded to a national Eleventh grade and Age 16 record of 210-1 in an April 11th dual, with Mark Parlin (Esperanza) 194-2 behind Jeff's 196-1 (and Florida's Thomas Barber's 205-9 at Arcadia). Jim Freeland (Amador Valley, Pleasanton) had the best State Qualifying Meet mark at 185-0.

The Discus ring at Cerritos sits off on a field to the west of the main stadium, and is set up to take advantage of the breezes that come in from the west to provide the good "right quartering" wind situation. The wind for this weekend was directly in from the

south to the north, sure to keep marks down a bit for right handed throwers.

On Friday two of the top four qualifiers out of Section Meets, Jim Freeland



JEFF BUCKEY-Discus

Photo by Bill Leung, Jr.

(Amador Valley-185-0) and Pete Swanson (San Benito, Hollister 183-7) could not reach the 168-6 ninth place mark in a desperate final flight. Jeff Buckley opened up at 183-8 and Mark Parlin was out to 185-2 on his first toss to lead qualifying.

The Finals battle was a spirited one, with less than ideal wind conditions for the second day in a row. Jeff Buckley was the only athlete over 170 feet on the opening round at 170-3. Surprising Tim Fua (Lodi) was out to 176-2 on his second toss, with Mark Parlin answering with 178-11 to finish the round. Buckley edged close with a 178-3 on his third throw, with Fua retaking the lead at 179-9 on his fourth throw. Buckley was the first over 180-0, at 182-4 on his fifth effort, with Parlin answering at 180-2. Kursten Sheridan (Livermore) moved into fourth on the final round at 170-2, with Jeff Blakefield (St. Vincent, Petaluma) 169-7 there. Buckley had a foul on his final toss, with Parlin edging close, but not quite enough with a 181-7 throw for second on his sixth toss.

Finals:

- 1 Jeff Buckley (Bakersfield) 182-4
- 2 Mark Parlin (Esperanza) 181-7
- 3 Terry Fua (Lodi) 179-9
- 4 Kursten Sheridan (Liver) 170-2
- 5 Jeff Blakefield (St. Vincnt) 169-7
- 6 Donald Willis (Cabrillo) 166-1
- 7 Brian Righetti (Ventura) 164-1
- 8 Sean Griffin (Del Mar) 159-9
- 9 Gabriel Torre (Notre D) 159-7

Qualifiers: Mark Parlin (Esperanza) 185-2,

Jeff Buckley (Bakersfield) 183-2, Terry Fua (Lodi) 178-8, Brian Righetti (Ventura) 175-8, Kursten Sheridan (Livermore) 175-3, Donald Willis (Cabrillo) 174-9, Gabriel Torre (Notre Dame) 170-10, Jeff Blakefield (St. Vincent) 170-4, Sean Griffin (Del Mar) 168-6.

Non-Qualifiers: Josh Kloster (Lemoore) 162-9, Tedy Bruschi (Roseville) 161-3, Pete Swanson (San Benito) 162-0, Jim Freeland (Amador Valley) 146-7, Ken Clark (Portola) 161-9, Ivan Zasingzruk (St. Ignatius) 148-6, Kevin Thomas (West Bakersfield) 163-5, Tobin Spohr (Lower Lake) 160-4, Robert Degnan (Atascadero) 164-11, Roman Jordan (Castlemont) 71-2, Johnson Lutali (Banning) 93-7, Miguel Gonzalez (Grant) 111-7, Aug Avetisyan (Hollywood) 106-6, Demond White (Banning) 130-2, Jevon Britton (McAteer) 140-11, Andy Ordonez (San Marcos) 137-10, Jomo Graham (Mira Mesa) 166-0, Jim Gilliam (San Diego) 156-6, Travis Nutter (Pleasanton) 151-10.

Team Scores:

1. Compton 30, 2 Esperanza 24 1.2, 3. Hawthorne 20, 4. (tie) Canyon Country and Bakersfield 16, 6. La Mesa Helix 12, 7. (tie) Locke, Gardena, Daly City, Jefferson, Fresno Roosevelt, San Dimas, San Clemente, Fresno Hoover, El Modena, Escondido, Wasco, Morning-side and Riverside North 10.

Girls

By Keith Conning

100 Meters:

Chandra Cheeseborough (Ribault, Jacksonville, FL) set the national record (accepted by *Track & Field News*) of 11.13, when she finished second in the Olympic Trials at Eugene, Oregon on June 21, 1976. She also won the TAC and placed sixth in the Olympic Games at Montreal, Canada that year. She was ranked second in the U.S. and eighth in the world in 1976 as a high school junior.

Barbara Bell (Fort Worth, Tx) set the National Federation record of 11.29 in 1981. Sophomore Marion Jones (Rio Mesa, Oxnard), who is 5 feet 10 inches tall, has a pending 11.28 set in the Southern Section Masters Meet. Angela Burnham (Rio Mesa, Oxnard) set the State Meet record of 11.38 in 1989 at Cerritos College in Norwalk. Marion Jones won in 1990, as a freshman, in 11.67w.

The top three qualifiers were Marion Jones, senior Tamika Bradford (Dominguez, Compton), second in the Southern Section at 11.78, and junior

Angela Sullivan (Serra, San Diego), the San Diego Section champion at 11.93.

There were no surprises in the heats as the top four qualifiers won their heats. The heat winners were Marion Jones (11.12w, +4.10), who won by .87, Angela Sullivan (11.89w +2.77), Tamika Bradford (11.28w, +2.48), and junior Santisha Arnold (Morning-side, Inglewood), third in the Southern Section at 11.98, (11.78w +3.47).

Marion Jones' time was the fastest wind-aided automatic time in high school history. Junior Maicel Malone (North Central, Indianapolis, Indiana) ran 11.18w (+3.2), while winning the TAC Junior meet at Towson, Maryland on June 28, 1986.

In the final Marion Jones, who is undefeated this season, defended her title by setting a new National Federation, State Meet, sophomore class, and age-15 record of 11.17 (+1.93). The sophomore class and age-15 record of 11.17 (+1.93). The sophomore class and age-15 record of 11.47 was set by Michele Glover (Pennsauken, New Jersey) in 1979. Jones equals the No. 2 all-time high school performer. Junior Wendy Vereen (Trenton Central, Trenton, New Jersey) ran 11.17A (mark made at an altitude above 1,000 meters), while placing fourth at the United States Olympic Festival at Colorado Springs, Colorado on July 3, 1983.

Marion Jones defeated Tamika Bradford by .54-11.17 to 11.71. Angela Sullivan was third in 11.92.



MARION JONES-100 & 200

Fine Flicks by Don Gosney

"I thought the (the 100 meters) was something special because I heard the crowd (10,510)," Jones said to Lonnie White (*Los Angeles Times*). "I didn't

CIF / Reebok California State Meet

try to worry about the wind even though I felt it more today compared to (Friday)."

"I think it's (Making the Olympic team) in the back of every athlete's mind," Jones said to Pedro Gomez (San Jose Mercury News). "If they were to even consider me, that would be an honor."

Marion Jones' mother Marion Toler is from Belize, what is south of Mexico and east of Guatemala in Central America. Marion Jones has dual citizenship. Therefore, she could compete for either country in the 1992 Olympics, providing she made the team.

Angela Burnham won this event in 1986, 1988 and 1989. Therefore, a runner from Rio Mesa has won this event five of the last six years.

Finals:

1 Marion Jones (Rio Mesa)	11.17
2 Tamika Bradford (Doming)	11.71
3 Angela Sullivan (Serra)	11.92
4 Tai-Ne Gibson (Morning)	11.97
5 Santisha Arnold (Morning)	11.99
6 Tanisha Johns (Burbank)	12.07
7 Phetima Woods (Duarte)	12.14
8 Tike Jackson (Bakersfield)	12.15
9 Lesa Parker (O'Dowd)	12.20

Heat 1: (wind +4.10) 1. Marion Jones (Rio Mesa) 11.12, 2. Phetima Woods (Duarte) 11.99, 3. Lisa Bittner (Leigh) 12.23, 4. Tina Davis (Atwater) 12.26, 5. Teresa Westkamp (Antioch) 12.31, 6. Lonita Cunningham (Washington) 12.40, 7. Laveicia Harris (Foothill) 12.41. Heat 2: (wind +2.77) 1. Angela Sullivan (Serra) 11.89, 2. Tai-Ne Gibson (Morningside) 11.92, 3. Tike Jackson (Bakersfield) 12.02, 4. Lesa Parker (Bishop O'Dowd) 12.03, 5. Angela Daigle (St. Vincent) 12.47, 6. Kori Dixon (Pleasant Valley) 12.77, 7. Marquita Knight (Washington) 12.94. Heat 3: (wind +2.48) 1. Tamika Bradford (Dominguez) 11.82, 2. Tanisha Johns (Luther Burbank) 11.97, 3. Patrice Lattimore (Granada Hills) 12.08, 4. Nichelle Milner (Morse) 12.33, 5. Keshia Criswell (Fresno) 12.35, 6. Nanea Meyer (St. Francis) 12.58, Amey Mitchell (Rancho Cotate) DNF. Heat 4: (wind +3.47) 1. Santisha Arnold (Morningside) 11.78, 2. Danielle Frost (Locke) 12.20, 3. Charice Ellison (Mt. Pleasant) 12.28, 4. Monica Henderson (Morse) 12.31, 5. Lori Hokerson (Clayton Valley) 12.34, 6. Alexandria Jackson (Lowell) 12.44, 7. Regene Perry (Oakland) 12.79.

200 Meters:

Chandra Cheeseborough (Ribault, Jacksonville, FL) set the national record of 22.77A, while winning the Pan American Games at Mexico City, Mexico on October 16, 1975. She was ranked second in the U.S. and fifth in the world in 1975.

Wendy Vereen (Trenton, New Jersey) set the National Federation record of 23.0 in 1983.

Sherr Howard (Kennedy, Granada Hills) set the State Meet record of 23.19 in 1980 at Edwards Stadium in

Berkeley.

Marion Jones (Rio Mesa, Oxnard) won in 1990 as a freshman in 23.71. She was the first freshman in State Meet history to win both the 100 and 200.

The top three qualifiers were sophomore Marion Jones, the Southern Section champion at 23.29, senior Tamika Bradford (Dominguez, Compton), second in the Southern Section at 24.17, and junior Angela Sullivan (Serra, San Diego), the San Diego Section champion at 24.21.

Marion Jones defeated freshman Taine Gibson (Morningside, Inglewood) in heat one 22.97w (+3.08) to 24.35w, a margin of 1.38.

Tamika Bradford won heat two in 23.97w (+3.16).

Junior Santisha Arnold (Morningside, Inglewood), fourth in the Southern Section in 24.71, defeated Angela Sullivan in heat three 24.50 to 24.56.

Senior Tamanika Terry (Muir, Pasadena), third in the Southern Section in 24.57, won heat four in 24.61.

In the final Marion Jones defeated Tamika Bradford by 1.03—22.91w (+2.25) to 23.94w. It was the third fastest wind-aided performance in high school history. Junior Chandra Cheeseborough (Ribault, Jacksonville, FL) ran 22.64w in 1976, and Wendy Vereen (Trenton Central, Trenton, New Jersey) ran 22.75w in 1984. Angela Sullivan placed third in 24.30.

Only Angela Burnham (1988 and 1989) and Marion Jones have won the 100 and 200 for two straight years.

"I would like to dedicate these races (100 and 200) to my mother, Nancy Lee, and aunt, Marie Hunt, who supported me the whole year," Bradford said to Joey Kulkin (Long Beach Press-Telegram).

"I had a lot of problems with my starts," Tanisha Johns (Burbank, Sacramento), who placed sixth in the 100 and eighth in the 200, said to Don Bosley (Sacramento Bee). "My coach said I was running tight."

Finals:

1 Marion Jones (Rio Mesa)	22.91
2 Tamika Bradford (Doming)	23.94
3 Angela Sullivan (Serra)	24.79
4 Santisha Arnold (Morning)	24.32
5 Tai-Ne Gibson (Morning)	24.56
6 Tamanika Terry (Muir)	24.62
7 Tike Jackson (Bakersfield)	24.77
8 Tanisha Johns (Burbank)	24.79
9 Allison Dring (Mt. Carmel)	24.88

Heat 1 (wind +3.08) 1. Marion Jones (Rio Mesa) 22.97, 2. Tai-Ne Gibson (Morningside) 24.35, 3. Tike Jackson (Bakersfield) 24.40, 4. Rachel Parrish (Wilcox) 25.02, 5. Angela Daigle (St. Vincent) 26.02, 6. Nicole Park (Montgomery) 26.12, 7. Danielle McCulley (Granada Hills) 26.32. Heat 2: (wind +3.16) 1. Tamika Bradford (Dominguez) 23.97, 2. Allison Dring (Mt. Carmel) 24.65, 3. Lisa Bittner (Leigh) 25.54, 4. Keshia Criswell (Fresno) 25.62, 5. Marquita

Knight (Washington) 26.54, 6. Regene Perry (Oakland) 26.88, Lesa Parker (Bishop O'Dowd) DNF. Heat 3: (wind +1.84) 1. Santisha Arnold (Morningside) 24.50, 2. Angela Sullivan (Serra) 24.56, 3. Danielle Frost (Locke) 25.46, 4. Latasha Gilliam (Pittsburg) 25.66, 5. Tina Davis (Atwater) 25.76, 6. Traci Anderson (Yreka) 26.53, 7. Nakia Shortz (McAteer) 27.06. Heat 4: (wind +2.75) 1. Tamanka Terry (Morse) 24.61, 2. Tanisha Johns (Luther Burbank) 24.64, 3. Patrice Lattimore (Granada Hills) 25.35, 4. Cyndi McCloskey (Lynbrook) 25.64, 5. Monica Henderson (Morse) 25.75, 6. Delisa House (Hoover) 26.89, Aisha Tanner (Holy Names) DQ.

400 Meters:

Denean Howard (Kennedy, Granada Hills) set the national record of 50.87, while winning the TAC at Knoxville, Tennessee on June 20, 1982. She set



JANICE NICHOLS—400

Fine Flicks by Don Gasney

the National Federation and State Meet records of 52.39 in 1980 at Edwards Stadium in Berkeley.

Janice Nichols (Bakersfield) won in 1990 as a sophomore in 53.89.

The top three qualifiers were junior Allison Dring (Mt. Carmel, San Diego), the San Diego Section champion at 54.66, sophomore Charlene Baldwin (Logan, Union City), the North Coast Section champion at 55.30, and sophomore Lashawn Stringer (Morningside, Inglewood), the Southern Section champion at 55.65.

The heat winners were Lashawn Stringer (55.93), Charlene Baldwin (56.92), Allison Dring (55.50), and junior Janice Nichols, the Central Section champion at 59.08, (55.76).

"Something told me I'd be running (in the finals)," said Allison Dring to Steve Brand (San Diego Union). "I have a lot left."

In the final Janice Nichols defended her title by edging Allison Dring, third last year in 55.07, by 20-54.19 to 54.39. They staged a great stretch run. Nichols time is the second fastest in the nation this season. Marion Jones, who won the 100 and 200 here, has run 52.19. Dring's splits: 25.5, 54.39 (28.8). Lashawn Stringer, fourth last year in 55.86, placed third in 55.31.

Finals:

1 Janice Nichols (Bkfld)	54.19
2 Allison Dring (Mt. Carmel)	54.39
3 Lashawn Stringer (Morn)	55.31
4 Tammera McLin (Eisen)	55.73
5 Barbi Jones (San Marcos)	56.32
6 Charlene Baldwin (Logan)	56.38
7 L. Crummie (Hogan)	56.47
8 Latasha Gilliam (Pittsb)	56.70
9 Marti Arguelles (Corona)	57.16

Heat 1: 1. Lashawn Stringer (Morningside) 55.93, 2. Latasha Gilliam (Pittsburg) 57.42, 3. Rachel Parrish (Wilcox) 57.66, 4. Kirsti Kerr (El Camino) 59.23, 5. Traci Anderson (Yreka) 59.70, 6. Lanasha Watley (Corcoran) 60.19, 7. Jeanette Judge (Banning) 60.90. Heat 2: 1. Charlene Baldwin (James Logan) 56.92, 2. Marti Arguelles (Corona) 57.19, 3. Rene Walker (Dorsey) 57.43, 4. Charlene Falcis (Mercy) 59.92, 5. Patrnia Hall (Franklin) 61.55, 6. Amy Connole (El Capitan) 61.83, 7. Shawna Capuso (Fowler) 61.88. Heat 3: 1. Allison Dring (Mt. Carmel) 55.50, 2. Tammera McLin (Eisenhower) 56.53, 3. Cyndi McCloskey (Lynbrook) 57.86, 4. Maricia Walker (Lincoln) 59.82, 5. Chaaka Montgomery (Oakland) 63.70, Maya Greene (Bishop O'Dowd) DQ.

Heat 4: 1. Janice Nichols (Bakersfield) 55.78, 2. LaShandra Crummie (Hogan) 56.61, 3. Barbi Jones (San Marcos) 56.81, 4. Wendy McCanish (Torrence) 57.72, 5. Stacey Johnson (Antioch) 58.50, 6. Carmen Heard (Fremont) 61.38, Ayanna Bennett (Morse) DNF.

800 Meters:

Kim Gallagher (Upper Dublin, Fort Washington, Pennsylvania) set the national record of 2:00.07, while winning the U.S. Olympic Festival at Indianapolis, Indiana on July 24, 1982.

Joetta Clark (Maplewood, New Jersey) set the National Federation record of 2:04.5 in 1980.

Trena Hull (Compton) set the State Meet record of 2:04.91 in 1984 at the Los Angeles Coliseum.

The top three qualifiers were senior Becky Spies (Livermore), the North Coast Section champion at 2:11.66, freshman Kamara Mayberry (St. Bernard, Playa del Rey), the Southern Section champion at 2:11.88, and junior Shelley Taylor (Edison, Huntington Beach), second in the Southern Section at 2:12.78.

Senior Nicole Teter (West Valley, Cottonwood), the Northern Section champion at 2:20.73, won heat one in 2:14.24. Junior Kerri Woolheater (Casa Grande, Petaluma), third in the

CIF / Reebok California State Meet

North Coast Section at 2:13.9, placed second in 2:14.63, the third fastest heat time of the four heats.

Kamara Mayberry won heat two in 2:16.22.



NICOLE TETER--800

Photo by Kirby Lee

Junior Susan Scott (Mt. Carmel, San Diego), the San Diego Section champion in 2:14.20, won heat three in 2:15.45.

Becky Spies won heat four in 2:14.22.

In the final Nicole Teter, second last year in 2:10.27, defeated Kamara Mayberry by .77--2:08.14 to 2:08.91, the two fastest times in the nation. Mayberry led at the 200 in 29.7. Teter led at 400 in 1:02.9 (.33.2), at 600 in 1:36.2 (.33.3), and at the finish in 2:08.14 (.31.9). With 200 meters to go, Teter and Mayberry left the pack. Becky Spies, who won the 1600 meters earlier, placed third in 2:11.96 (1:08.9, 1:03.0). Teter averaged two losses this year to Spies. Teter's 2:08.14 was four seconds better than her previous season best.

"It feels great to defend my title," said Spies after her two events to Mitch Stephens (*Valley Times*). "I'm thrilled with my performances. Obviously I would have loved to double, but I can't complain with 4:45 and 2:11."

"That was the best double of the meet," said Spies' coach George Gilbert of San Jose to Matt Schwab (*Tri-Valley Herald*).

"It has taken so much out of me these last four weeks," said Spies of her attempt to become the second girl ever to win the 800 and 1600 at the State Meet. Kathy Costello (Pleasant Hill, Contra Costa County, North Coast Section) won the 880 yards, which started at 1:50 p.m. on June 7, 1975 at Balboa Stadium in San Diego, in 2:09.2 (Meet and National record) and the mile, which started at 4:00 p.m., in 4:53.5 (Meet and National record). Costello had two hours and ten minutes

between the starting times for her two events. Spies only had 50 minutes (the 1600 started at 6:15 p.m. and the 800 at 7:05 p.m.). "It's really been on my mind. You know, my competition. The expectations of my coach, my parents, everyone, and how I did at the state cross country meet (Spies placed second after being the favorite in her division). I try and block those things out, but that goes through your mind."

"I'm really happy with how I did," said Kern Woolheater to Bruce Meadows (*Santa Rosa Press Democrat*). "I was real nervous today. I feel a lot better now."

Finals:

- 1 Nicole Teter (West Valley) 2:08.14
- 2 Kamara Mayberry (StBer) 2:08.91
- 3 Rebecca Spies (Liverm) 2:11.96
- 4 Sheria Moses (Ramona) 2:11.97
- 5 Kerri Woolheater (CGrd) 2:12.16
- 6 Jennifer Hamel (Merced) 2:12.93
- 7 Susan Scott (Mt. Carmel) 2:13.68
- 8 Chris Engresser (OcView) 2:15.76
- 9 Melanie Hand (Fallbrook) 2:15.94

Heat 1: 1. Nicole Teter (West Valley) 2:14.24, 2. Kerri Woolheater (Casa Grande) 2:14.63, 3. Jennifer Hamel (Merced) 2:15.08, 4. Chris Engresser (Ocean View) 2:16.70, 5. Lori Miller (North Bakersfield) 2:21.24, 6. Patty Trejo (Belmont) 2:26.55, 7. Meg Veeder (Los Gatos) 2:27.84. Heat 2: 1. Kamara Mayberry (St. Bernard) 2:16.22, 2. Trina Birdel (Eureka) 2:17.92, 3. Brenda Stewart (Locke) 2:19.42, 4. Karla Sanford (Monte Vista) 2:20.06, 5. Celeste Buchanan (Archbishop Mitty) 2:22.56, 6. Kristi Lynett (Vacaville) 2:26.20, 7. Julie Roddick (Lowell) 2:35.26. Heat 3: 1. Susan Scott (Mt. Carmel) 2:15.45, 2. Alisha Lopez (El Cerrito) 2:16.79, 3. Kristie Camp (Agoura) 2:16.88, 4. Tia Christianson (San Lorenzo Valley) 2:21.13, 5. Nicole Albert (Corcoran) 2:24.47, 6. LaKia Brown (Banning) 2:26.99, Shelley Taylor (Edison) DNR. Heat 4: 1. Rebecca Spies (Livermore) 2:14.22, 2. Sheria Moses (Ramona) 2:15.04, 3. Melanie Hand (Fallbrook) 2:15.42, 4. Shelby McKnight (Casa Roble) 2:20.85, 5. Spring Lino (Fresno) 2:21.07, 6. Nicole Lkeiner (San Pedro) 2:26.18, 7. Aziza Said (Oakland) 2:34.65.

1600 Meters:

Polly Plumer (University, Irvine) set the national record of 4:35.24 (mile), while finishing seventh in the Pepsi Invitational at Westwood on May 16, 1982. Plumer set the National Federation and State Meet records of 4:39.92 in 1982 at Hughes Stadium in Sacramento.

Becky Spies (Livermore) won in 1990 as a junior in 4:48.74.

The top three qualifiers were senior Nikki Shaw (Fillmore), the Southern Section champion at 4:49.77, sophomore Erica Sumi (Wilson, Long Beach), second in the Southern Section at 4:51.17, and junior Shelly Taylor (Edi-

son, Huntington Beach), third in the Southern Section at 4:52.38.

Sophomore Milena Glusac (Fallbrook), the San Diego Section champion at 4:56.05, won heat one in 4:56.70. Becky Spies was second in 4:57.10. Spies' splits: 1:12.4, 2:28.8 (1:16.4), 3:45.0 (1:16.2), 4:57.10 (1:12.1). Nikki Shaw was third in 4:58.68.

Shelly Taylor won heat two in 4:59.67. Taylor splits: 1:15.0, 2:32.5 (1:17.5), 3:48.4 (1:15.9), 4:59.67 (1:11.2). Senior Melissa Frøeberg (California, San Ramon), second in the North Coast Section at 4:56.26, was second in 5:00.06. Erica Sumi was third in 5:00.29.

In the final Becky Spies defended her title by defeating Nikki Shaw by 3.90--4:45.11 to 4:49.01, the two fastest times in the nation this season. It was a personal record for Spies. Spies made a move at 1000 meters, which separated her from the field. Spies' splits: 1:09.3 (2nd place), 2:25.4 (1:16.1) (2nd), 3:37.2 (1:11.8) (1st), 4:45.11 (1:07.9). Milena Glusac placed third in 4:51.29.

At 1500 meters Spies led in 4:28.1, and Shaw was second in 4:31.3, the two fastest times in the nation this



BECKY SPIES--1600

Fine Flicks by Don Gasney

season. Glusac was third in 4:34.0.

"I wanted to take it out the last 600," said Villanova-bound Spies to Phil Wong (*San Francisco Examiner*). "In all my races, I always keep in mind you had better do it decisively."

"I'm a lot stronger (*Valley Times*). I kicked at the same spot last year so I thought let's do it again. You have to be quick and decisive and get as big a lead as possible."

Finals:

- 1 Rebecca Spies (Liver) 4:45.11
- 2 Nikki Shaw (Fillmore) 4:49.00

- 3 Milena Glusac (Fallbrook) 4:51.29
- 4 Melissa Freeberg (Califo) 4:51.78
- 5 Erica Sumi (Wilson, LB) 4:53.77
- 6 Robin Snowbeck (Univ) 4:55.30
- 7 Shelley Taylor (Edison) 5:01.29
- 8 Magi Martinez (Wood) 5:01.96

(Jennifer Hamel (Merced) DNR.)
Heat 1: 1. Milena Glusac (Fallbrook) 4:56.70, 2. Rebecca Spies (Livermore) 4:57.10, 3. Nikki Shaw (Fillmore) 4:58.68, 4. Magi Martinez (Will C. Wood) 5:00.68, 5. Jennifer Hamel (Merced) 5:00.74, 6. Lori Miller (North Bakersfield) 5:04.03, 7. Mailee Ferguson (Lajolla) 5:10.68, 8. Kristina Dahberg (El Modena) 5:12.90, 9. Lisa Lopez (Balboa) 5:14.66, 10. Nika Horn (Santa Rosa) 5:15.11, 11. Ann Baldelli (St. Ignatius) 5:15.26, 12. Sarah Dawson (Hoover) 5:16.12, 13. Janet Bailon (Polytechnic) 5:23.40, 14. Yolanda Gomez (Belmont) 5:25.50. Heat 2: 1. Shelley Taylor (Edison) 4:59.67, 2. Melissa Freeberg (California) 5:00.06, 3. Erica Sumi (Wilson, LB) 5:00.29, 4. Robin Snowbeck (University) 5:01.88, 5. Mei-Ling McNamara (James Logan) 5:06.90, 6. Deanna Hadley (San Pasqual) 5:10.72, 7. Susie Jones (Carlmont) 5:11.89, 8. Nancy Heap (Palos Verdes) 5:12.37, 9. Stephanie Havancnk (Lynbrook) 5:12.95, 10. Angie Diullo (Anderson) 5:13.04, 11. Amy Lofton (Galt) 5:13.90, 12. Cindy Franco (Delano) 5:18.17, 13. Patty Trejo (Belmont) 5:28.24, 14. Aziza Said (Oakland) 5:38.17.

3200 Meters:

Mary Shea (Cardinal Gibbons, Raleigh, North Carolina) set the national record of 10:03.5 (2 mile) at Fort Lauderdale, Florida on April 7, 1979.

Erin Keogh (Langley, Virginia) set the National Federation record of 10:03.7 in 1987.

Cory Schubert (Del Mar, San Jose) set the State Meet record of 10:08.14 in 1983 at Memorial Stadium in Bakersfield.

Deena Drossin (Agoura) won last year as a junior in 10:29.60.

The top three qualifiers were senior Deena Drossin, the Southern Section champion at 10:40.88, senior Mary Aparicio (Fillmore), second in the Southern Section at 10:45.39, and senior Jeannie Rothman (Westlake), third in the Southern Section at 10:45.39.

Deena Drossin defended her title by defeating Milena Glusac, seventh last year in 11:00.10, who had placed third in the 1600 meters an hour and twenty minutes earlier, by 2:86--10:30.71 to 10:33.57. Drossin's splits: 1:15.5, 2:32.6 (1:17.1), 3:52.5 (1:19.9), 5:12.3 (1:19.8), 6:34.0 (1:21.7), 7:48.5 (1:14.5), 9:06.6 (1:18.1), 10:30.71 (1:23.1). As her splits indicate, Drossin was tiring at the end. Drossin was possibly feeling the affects of the fast sixth lap, when she assumed the lead. Jeannie Rothman, fourth last year in 10:54.29, placed third in 10:34.90.

At 3000 meters Drossin led in 9:47.4, Glusac was second in 9:54.9,

CIF / Reebok California State Meet

and Rothman was third in 9:55.2.

Finals:

1 Deena Drossin (Agoura)	10:30.71
2 Milena Glusac (Fallbrk)	10:33.57
3 Jeannie Rothman (West)	10:34.90
4 Amber Parkinson (Luthr)	10:38.80
5 Carrie Garrison (SunHi)	10:39.17
6 Mary Aparicio (Fillmor)	10:46.32
7 Man Martinez (WWood)	10:52.18
8 Sarah Riley (Campolindo)	10:57.72
9 Diana Kaiser (Seaside)	11:05.29
10 Cubelia Fadden (StFran)	11:07.16
11 MarBell Salinas (Arvin)	11:07.20



DEENA DROSSIN--3200

Photo by Bill Leurg, Jr.

12 Deanna Hadley (SPasq)	11:07.21
13 Melissa Kein (San Pasq)	11:07.49
14 Angela Dalke (O'Dowd)	11:12.56
15 Kate Sweeney (Leigh)	11:14.84
16 Mavrita DeLaTorre (Rsv)	11:15.48
17 Megan Reeder (SRosa)	11:15.55
18 Niki Vigel (Golden West)	11:21.96
19 Lisa Lopez (Balboa)	11:22.15
20 Erica Greene (Turlock)	11:22.64
21 Krissy Look (Shasta)	11:22.69
22 Jennie Arenta (Kennedy)	11:26.46
23 Suyara Portillo (Frank)	11:32.45
24 Petra Moreno (Belmont)	11:33.42
25 Maria Aguilar (Oakland)	12:46.48

(Becky Kaiser (Seaside), Kim Wilkes (Logan) and Robin Snowbeck (University) DNR.)

100 Meter Low Hurdles:

Yolanda Johnson (Washington, Denver, Colorado) set the national record of 13.06A at Denver, Co. on May 17, 1986.

Dawn Bowles (South Plainfield, New Jersey) set the National Federation record of 13.33 in 1988.

Janeene Vickers (Pomona) set the State Meet record of 13.34 in 1987 at

Hughes Stadium in Sacramento.

The top three qualifiers were senior Tanya Smith (Cordova, Rancho Cordova), the Sac-Joaquin Section champion at 14.00, junior Michelle Johnson (Vacaville), second in the Sac-Joaquin Section at 14.26, and senior Lisa Collett (Lynbrook, San Jose), the Central Coast Section champion at 14.31.

Senior Phetima Woods (Duarte), second in the Southern Section at 14.43, won heat one in 13.98w (+2.77). Freshman Bisa Grant (Bishop O'Dowd, Oakland), the North Coast Section champion at 14.44, placed second in 14.23, the third fastest heat time from the four heats. Tanya Smith, the national leader at 14.00, hit a hurdle, fell and placed seventh in 17.34. A first or second place finish from Smith would have crowned Cordova the state team champion.

"I had to go back to the hotel last night and get my head together," Smith said to Don Bosley (*Sacramento Bee*). "I came back thinking that I've got three other events to concentrate on (high jump, 300H, 400R)."

Senior Alycia Burnham (Rio Mesa, Oxnard), third in the Southern Section at 14.45, won heat two in 14.41w (+2.49). Michelle Johnson placed second in 14.45w.

Junior Erin Blunt (San Pasqual, Escondido), the San Diego Section champion at 14.38, won heat three in 14.09w (+2.38). Lisa Collett placed second in 14.34w.

Sophomore Elinor Tolson (Fountain Valley), the Southern Section champion



PHETIMA WOODS--100HH

Photo by Bill Leurg, Jr.

at 14.38, won heat four in 14.30w (+3.04).

In the final Phetima Woods defeated Michelle Johnson by .16-14.08w (+2.31) to 14.24w. Alycia Burnham placed third in 14.27w. Erin Blunt was leading until she hit the eighth hurdle.

Finals:

1 Phetima Woods (Duarte)	14.08
2 Michelle Johnson (Vacavil)	14.24
3 Alycia Burnham (Rio Mesa)	14.27
4 Elinor Tolson (FountainVly)	14.29
5 Lisa Collett (Lynbrook)	14.42
6 Tanya Lazar-Lea (McAtr)	14.45
7 Shonna Bernard (Nogales)	14.46
8 Erin Blunt (San Pasqual)	14.81
9 Bisa Grant (O'Dowd)	15.98

Heat 1: (wind +2.77) 1. Phetima Woods (Duarte) 13.98, 2. Bisa Grant (Bishop O'Dowd) 14.23, 3. Tanya Lazar-Lea (McAteer) 14.29, 4. Tanya Yarborough (Clovis) 14.61, 5. Andrea Burnside (Westchester) 14.67, 6. Melanie Williams (Mt. Carmel) 15.26, 7.

Tanya Smith (Cordova) 17.34. Heat 2: (wind +2.49) 1. Alycia Burnham (Rio Mesa) 14.41, 2. Michelle Johnson (Vacaville) 14.45, 3. Nika Hilaire (Pittsburg) 14.46, 4. Hannike Jamison (Fremont) 14.92, 5. Michelle Hart (Fremont) 15.76, Kam Warner (West Bakersfield) DQ, Oshonda Posey (North Hollywood) DNF. Heat 3: (wind +2.38) 1. Erin Blunt (San Pasqual) 14.09, 2. Lisa Collett (Lynbrook) 14.34, 3. Samone Cole (Washington) 14.53, 4. Shireen Brookhart (Muir) 14.69, 5. Erin McClung (Fall River) 14.86, 6. Ashley Scharf (San Ramon) 14.88, 7. Tanell House (Hoover) 15.46. Heat 4: (wind +3.04) 1. Elinor Tolson (Fountain Valley) 14.30, 2. Shonna Bernard (Nogales) 14.45, 3. Angela Hill (Mt. Pleasant) 14.74, 4. Julie Jenkins (San Ramon) 14.81, 5. Christina Stark (San Pasqual) 15.20, 6. Legretta Hinds (Cordova) 15.25, 7. Orianna Cavallaro (JF Kennedy) 15.70.

300 Meter Low Hurdles:

Leslie Maxie (Mills, Millbrae) set the National Federation record of 40.18 at the Northern California Championships at Edwards Stadium in Berkeley on May 26, 1984.

Janeene Vickers (Pomona) set the State Meet record of 40.26 in 1987 at Hughes Stadium in Sacramento.

The top three qualifiers were senior Tanya Smith (Cordova, Rancho Cordova), the Sac-Joaquin Section champion at 43.16, sophomore Elinor Tolson (Fountain Valley), the Southern Section champion at 43.25, and junior Erin Blunt (San Pasqual, Escondido), the San Diego Section champion at 43.26.

The heat winners were Tanya Smith (43.43), Elinor Tolson (44.60), Erin Blunt (44.22), and junior Shonna Bernard (Nogales, La Puente), fourth in the Southern Section at 44.33, (44.58).

In the final Erin Blunt, seventh last year in 43.95, defeated Tanya Smith, fifth last year in 43.49, by .12-43.02



ERIN BLUNT--300LH

Fine Flicks by Don Gasney

to 43.14.

Smith led most of the way, but her steps were off from the start. Smith hit the fifth hurdle. Blunt charged from behind and passed Smith just before the last hurdle. Elinor Tolson placed third in 44.28. Senior Lori Hokerson (Clayton Valley, Concord), the North Coast Section champion at 44.76, was running in third when she hit the tenth and last hurdle with her knee and fell to the ground.

"We'll never know now," Clayton Valley coach John Millar said to Joe Roderick (*Contra Costa Times*). "It's very disappointing. She had third place, maybe second."

Finals:

1 Erin Blunt (San Pasqual)	43.02
2 Tanya Smith (Cordova)	43.14
3 Elinor Tolson (FountainVly)	44.28
4 Legretta Hinds (Cordova)	44.49
5 Tanya Lazar-Lea (McAtr)	45.78
6 Julie Jenkins (San Ramon)	45.79
7 Lori Hokerson (ClaytonVly)	46.31
8 Shonna Bernard (Nogal)	46.88
9 Michelle Johnson (Vacavil)	47.66

Heat 1: 1. Tanya Smith (Cordova) 43.43, 2. Tanya Lazar-Lea (McAteer) 45.01, 3. Lori Hokerson (Clayton Valley) 45.16, 4. Alison Breedlove (Redwood) 45.85, 5. Oshonda Posey (North Hollywood) 46.31, 6. Stephanie Thornley (San Lorenzo Valley) 46.41, 7. Diana Pacheco (Glenn) 46.47. Heat 2: 1. Elinor Tolson (Fountain Valley) 44.60, 2. Legretta Hinds (Cordova) 44.62, 3. Hannike Jamison (Fremont) 45.98, 4. Kirstin Grebing (Mission Bay) 46.68, 5. Katie Clawson (San Ramon) 48.01, 6. Danelle Harris (South Bakersfield) 60.04, Chita Obasi (Hamilton) DQ. Heat 3: 1. Erin Blunt (San Pasqual) 44.22, 2. Michelle Johnson (Vacaville) 45.47, 3. Sarah Kiminskas (North Monterey) 46.90, 4. Alicia Mercer (Pleasant Valley) 47.06, 5. Katie Haaley (Washington) 47.89, Ronasha

CIF / Reebok California State Meet

Norwood (Crenshaw) DQ, Lavinia Herndon (Bishop Montgomery) DNF. Heat 4: 1. Shonna Bernard (Nogales) 44.58, 2. Julie Jenkins (San Ramon) 45.52, 3. Nicole Haynes (Bishop Montgomery) 45.53, 4. Jessica Vaale (Poway) 46.57, 5. Traci Anderson (Polytechnic) 47.05, 6. Tanya Yarbrough (Clovis) 49.89, Michelle Hart (Fremont) DNF.

4x100 Meter Relay:

Hawthorne set the national and National Federation record of 45.11 in 1985 at Walnut. Berkeley set the State Meet record of 45.13 in 1981 at Cerritos College in Norwalk. Bakersfield won last year in 46.49. The top three qualifiers were Morningside (Inglewood), the Southern



MORNINGSIDE—400m Relay
Fine Flicks by Don Gosney

Section champion at 45.90 (the fastest time in the nation this season), Muir (Pasadena), second in the Southern Section at 46.77, and Long Beach Poly, third in the Southern Section at 46.98.

Morningside won heat one in 46.14. Bishop O'Dowd (Oakland), the North Coast Section champion at 48.00, placed second in 47.34, the third fastest time in the four heats.

Muir won heat two in 47.50. Coach Jim Brownfield spoke at the California Coaches Alliance Clinic on Saturday morning about just getting the baton around the track. He doesn't believe in doing anything fancy. Rio Mesa, with Marion Jones running a fast anchor, placed second in 48.06.

Long Beach Poly won heat three in 47.31.

Morse (San Diego), the San Diego Section champion at 47.33, won heat four in 47.99.

In the final Morningside defeated Long Beach Poly by .83—46.38 to 47.21. Muir placed third in 47.73.

Finals:

1 Morningside	46.38
2 Poly, Long Beach	47.21
3 Muir	47.73
4 Bishop O'Dowd	47.79
5 Morse	48.32
6 Dorsey	48.73
7 Cordova	48.78
8 Rio Mesa	49.15
9 Washington	49.76

Heat 1: 1. Morningside 46.14, 2. Bishop O'Dowd 47.34, 3. Washington 48.62, 4. Mt. Carmel 49.01, 5. Edison 49.68, 6. Hogan 50.25, 7. Lincoln 51.35. Heat 2: 1. Rio Mesa 48.06, 2. Rio Mesa 48.06, 3. Mt. Pleasant 48.68, 4. James Logan 49.87, 5. Tulare Union 50.58, Banning DQ, Vallejo Scratched. Heat 3: Poly, LB 47.31, 2. Cordova 48.25, 3. Dorsey 48.30, 4. Oakland 49.47, 5. Lynbrook 49.55, 6. Poway 50.47, 7. Montgomery 50.67. Heat 4: 1. Morse 47.99, 2. Benecia 50.25, 3. West Valley 50.38, Los Gatos DQ, Locke and Bakersfield DNF.

4x400 Meter Relay:

Muir (Pasadena) set the National Federation record of 3:37.69 at Walnut in 1985.

Kennedy (Granada Hills) set the State Meet record of 3:37.71 in 1981 at Cerritos College in Norwalk.

Morningside (Inglewood) won last year in 3:44.16.

The top three qualifiers were St. Bernard (Playa del Rey), the Southern Section champion at 3:50.41, Long



LONG BEACH POLY—1600m Relay
Photo by Bill Cockerham

Beach Poly, second in the Southern Section at 3:50.80, and San Pasqual (Escondido), the San Diego Section champion at 3:52.20.

The heat winners were Mt. Carmel (San Diego), second in the San Diego Section at 3:52.43, (3:50.99), Long Beach Poly (3:52.12), San Pasqual (3:55.18), and St. Bernard (3:52.52).

In the final the Long Beach Poly team composed of Sheila Powell 57.7, Channel Anderson 56.0, Chandra McGinest 57.8, and LaTasha Prothro 57.3 defeated St. Bernard by .17—3:48.85 to 3:49.02. Mt. Carmel, with Allison Dring anchoring in 53.9, placed third in 3:49.75.

Finals:

1 Poly, Long Beach	3:48.85
2 St. Bernards	3:49.02
3 Mt. Carmel	3:49.75
4 Bishop O'Dowd	3:52.20
5 San Pasqual	3:52.67
6 Dorsey	3:53.99
7 Hawthorne	3:54.44
8 Merced	3:55.88
9 Muir	4:01.12

Heat 1: 1. Mt. Carmel 3:50.99, 2. Hawthorne 3:55.25, 3. Dorsey 3:56.66, 4. Archbishop Mitty 3:59.58, 5. Edison 4:00.14, 6. Eureka 4:05.75, Fremont DNR.

Heat 2: 1. Poly, Long Beach 3:52.12, 2. Locke 4:00.02, 3. Santa Rosa 4:00.20, 4. Morse 4:01.81, 5. Christian Brothers 4:02.44, 6. Yreka 4:05.65, 7. Lowell 4:13.91. Heat 3: 1. San Pasqual 3:55.18, 2. Merced 3:55.93, 3. James Logan 3:57.34, 4. Corona 3:57.58, 5. Banning 4:10.02, 6. Redwood 4:10.09, Lynbrook DQ. Heat 4: 1. St. Bernard 3:52.52, 2. Bishop O'Dowd 3:55.56, 3. Muir 3:56.44, 4. Bakersfield 3:58.84, 5. Los Gatos 3:58.89, 6. Valley 4:03.54, 7. Crenshaw 4:15.48.

High Jump:

Lisa Bernhagen (Wood River Hailey, Idaho), who competed for Stanford until 1988, set the national record of 6-2 3/4 at Sherbrooke, Quebec on July 22, 1983. Latrese Johnson (Clovis) tied the national record and set the National Federation record at Sanger on March 15, 1985. Johnson set the State Meet record of 6-2 at Hughes Stadium in Sacramento in 1985.

Chi Johnson (Menlo-Atherton, Atherton) won last year as a junior at 5-8.

The top four qualifiers were senior Tanya Smith (Cordova, Rancho Cordova), the Sac-Joaquin Section champion at 5-9, freshman Daniella Boswell (Bullard, Fresno), the Central Section champion at 5-8, senior Chi Johnson, the Central Coast Section champion at 5-8, and senior Tiffany Salmon (Live Oak, San Jose), second in the Central Coast Section at 5-8.

In the preliminaries Tanya Smith qualified first at 5-6. Sophomore Reshia Canidate (Clovis West, Fresno), second in the Central Section at 5-6, was second at 5-6. Senior Melissa McDonald (Mater Dei, Santa Ana), the Southern Section champion at 5-5, was third at 5-6. Julie Jenkins (San Ramon, Danville), the North Coast Section champion at 5-7, was fourth at 5-6. Chi Johnson was fifth, and Tiffany Salmon was sixth at 5-6. Daniella Boswell did not jump.



TANYA SMITH—High Jump
Photo by Bill Leung, Jr.

In the final Tanya Smith, second last year at 5-7, upset defending champion Chi Johnson. Johnson went first at 5-11 and missed. Smith cleared on her first jump. Johnson cleared on her second try. They both missed three times at 6-0, giving the title to Smith. Johnson came close on her last jump at 6-0. Johnson and Smith are tied for the third best jump in the nation this season. Tiffany Salmon placed third at 5-8.

Smith made 5-2, 5-4, 5-6, 5-7, 5-8, 5-9, 5-10, and 5-11 on her first attempt. Johnson passed 5-2, but cleared 5-4, 5-6, 5-7, 5-8, 5-9, and 5-10 on her first attempt.

"To be honest, our section (Sac-Joaquin) got killed down here," Smith said to Don Bosley (*Sacramento Bee*). "I don't know why. We just didn't do as well as we had hoped."

Smith had never gone higher than 5-9.

"I came close, but for some reason, six feet doesn't like me," Johnson said to John Allen (*The Peninsula Time Tribune*).

"I came close on my first and third jumps. I looked back and thought I had it on the last one," Johnson said. "I never felt anything hit the bar."

At the Arcadia Invitational, Johnson beat Smith on fewer misses.

The loss was the first for Johnson in the high jump in more than two years, spanning 38 meets dating to the Central Coast Section finals in 1989.

CIF / Reebok California State Meet

"I expected Tanya and Tiffany to give me the toughest time today," Johnson said.

- Finals:**
- 1 Tanya Smith (Cordova) 5-11
 - 2 Chi Johnson (Menlo-Ath) 5-11
 - 3 T. Salmon (Live Oak) 5-8
 - 4 Reshia Canidate (ClovW) 5-7
 - 4 Trina Bindel (Eureka) 5-7
 - 6 Julie Jenkins (San Ramon) 5-7
 - 7 Melissa McDonald (Mater Dei) 5-6
 - 8 Melanie Williams (Mt. Car) 5-6
 - 9 Sabrina Johnson (Cabr) 5-2

Qualifiers: Melanie Williams (Mt. Carmel), T. Salmon (Live Oak), Chi Johnson (Menlo-Atherton), Julie Jenkins (San Ramon), Melissa McDonald (Mater Dei), Reshia Canidate (Clovis West), Tanya Smith (Cordova) all 5-6; Sabrina Johnson (Cabrillo), Trina Bindel (Eureka) 5-5.

Non-Qualifiers: Carla Knudsen (Rio Mesa) 5-2, Erin Henderson (Dublin) N.M., Jill Weeks (Madison) 5-4, Darci Morrison (Laguna Hills) 5-4, Beth Byron (Villa Park) 5-4, Viveca McGuire (Gardena) 5-0.

Long Jump:

Kathy McMillan (Hoke County, Raeford, North Carolina) set the national record of 22-3, while winning the AAU at Westwood on June 21, 1976. McMillan set the National Federation record of 22-1 3/4 in 1976.

Wendy Brown (Woodside) set the State Meet record of 20-9 3/4 in 1984 at the Los Angeles Coliseum.

Juliana Yendork (Walnut) won in 1989 as a sophomore at 20-2 1/2 and in 1990 at 20-1 1/2.

The top three qualifiers were senior Juliana Yendork, the Southern Section champion at 20-4 1/4, senior Lisa Collett (Lynbrook, San Jose), the Central Coast Section champion at 19-9 1/2, and senior Amey Mitchell (Rancho Cotate, Rohnert Park), the North Coast Section champion at 19-0 3/4.

In the preliminaries Juliana Yendork qualified first with a jump of 20-0w (+2.2). Yendork fouled her first two attempts. She played it safe by starting her third jump 8-10 inches behind the takeoff board. Senior Tanel House (Hoover, Fresno), second in the Central Section at 17-8 1/2, was second at 19-5 1/2w (+2.5). Junior Kam Warner (West, Bakersfield), third in the Central Section at 17-8, was third at 19-1 1/2w (+2.5). Lisa Collett was fourth at 18-11. Amey Mitchell, who jumped 18-3 1/2, did not qualify.

In the final Juliana Yendork won for the third straight year with a jump of 20-7 1/2w. Yendork's series: 20-7 1/2, pass, foul, pass, pass, pass. Lisa Collett, seventh last year at 17-8 1/2, placed second at 18-11 3/4. Collett's series: foul, 18-11 3/4, foul, pass, 18-11 1/4, foul. Junior Nicole Haynes (Bishop Montgomery), second in the Southern Section at 18-9 1/2, placed third also at 18-11 3/4. Collett beat


Haynes on the basis of her second best jump—18-11 1/4 to 18-6. Haynes' series: foul, foul, foul, 18-4, 18-6, 18-11 3/4.

"With her (Yendork) in it, it's almost a battle for second place," Collett said to John Allen (*Peninsula Times Tribune*). "That's like a state title. If I had jumped better, I'd be happier, though."

- Finals:**
- 1 Julianna Yendork (Wal) 20-7 1/2
 - 2 Lisa Collett (Lynbrook) 18-11 3/4

(Lynbrook) 18-11, Nicole Haynes (Bishop Montgomery) 18-8 1/4, Sonya Bryant (Banning) 18-7 3/4, Heather Sterling (Mission Viejo) 18-6 1/4, Jessica Renton (Downey) 18-5 1/4, Shena Ferguson (Washington) 18-4.

Non-Qualifiers: Tianna Hicks (Fremont) 14-10 1/4, Marguita Terry (Kennedy) 17-3, Montoya Johnson (Dorsey) 16-8 1/2, La-blanca Williams (Gardena) 17-9 3/4, Carol Clinger (Orange Glen) 17-3 1/2, Melinda Forest (Mt. Miguel) 16-5 3/4, Amy Littlepage (Mt. Miguel) 17-5 3/4, Erin McClung (Fall



JULIANA YENDORK—Long Jump & Triple Jump

Photo by Bill Leung, Jr.

- 3 Nicole Haynes (BishMo) 18-11 3/4
- 4 Tanel House (Hoover) 18-8 3/4
- 5 Jessica Renton (Down) 18-8
- 6 Sonya Bryant (Banning) 18-2 1/2
- 7 Kam Warner (WBakers) 18-1 3/4
- 8 Shena Ferguson (Wash) 17-11 3/4
- 9 Heather Sterling (MissV) 17-5 1/4

Qualifiers: Julianna Yendork (Walnut) 20-0, Tanel House (Hoover) 19-5 1/2, Kam Warner (West Bakersfield) 19-1 1/2, Lisa Collett

(River) scratched, Alycia Burham (Rio Mesa) 18-3 1/4, Donna Spragas (Logan) 17-3 1/2, Darcy Horn (Acalanes) 17-7 3/4, Nitra Young (Tulare) 18-3, Stefanie Hanf (Ygnacio Valley) scratched, Melissa McDonald (Mater Dei) 18-3 3/4, Mickala Reid (Folsom) 16-9, Aprille Cochrane (Blackford) 16-8 1/4, Angie Scott (Cordova) 17-11, Chance Ellison (Mt. Pleasant) 18-0, Amey Mitchell (Rancho Cotate) 18-3 1/2.

Triple Jump:

Wendy Brown (Woodside) set the national, National Federation and State

Meet records of 42-10 1/2 in 1984 at the Los Angeles Coliseum. Senior Juli-ana Yendork (Walnut) has a pending mark of 43-6 1/4 set last week in the Southern Section.

Juliana Yendork won in 1989 as a sophomore at 41-10 and in 1990 at 42-0 1/4.

The top three qualifiers were Juli-ana Yendork, senior Stefanie Hanf (Ygnacio Valley), the North Coast Section champion at 38-3 3/4, and sophomore Amy Littlepage (Mt. Miguel, Spring Valley), the San Diego Section champi-on at 38-0.

In the preliminaries Juliana Yendork set a new national, National Federation and State Meet record of 44-0 1/2 (+.50). Stefanie Hanf placed second at 38-11 1/4 (+1.0). Senior Melissa McDonald (Mater Dei, Santa Ana), third in the Southern Section at 37-11, was third at 38-8 1/4 (+1.0). Senior Akua Sutherland (Muir, Pasadena), fourth in the Southern Section at 37-10, was fourth at 38-7 1/4w (+2.1). Amy Littlepage, who jumped 37-2 1/2 (+1.5), did not qualify.

In the final Juliana Yendork won for the third straight year with a hop, step, and with a fourth round jump of 43-6 1/2. Wendy Brown also won three years in a row (1982, 1983, and 1984). Yendork leaped 3-11 1/4 farther than the next best competitor. Yendork's series: 42-2 1/2, pass, 42-4 1/2, 43-6 1/2, foul, pass.

Stefanie Hanf, ninth last year at 36-2 1/2 and a state finalist the last three years, placed second with her first round jump of 39-7 1/4, her career best. Her previous best occurred two years ago, a 39-3 1/2 at Cerritos College in the state trials. Hanf's series: 39-7 1/4, 38-9 3/4, 37-9 1/4, 38-4 1/4, 37-9 3/4, 37-5 1/4.

"She's out in a different world," Hanf said of Yendork to Joe Roderick (*Contra Costa Times*). "I don't even worry about her. She's like the Rio Mesa girl (Marion Jones). They're two great athletes."

"I was totally excited," Hanf said of her effort. "I saw 39 on the tape measure. It was sweet."

"Finally it burst out of me after two years," Hanf said.

Junior Kayla Montgomery (Clovis West), the Central Section champion at 36-9 1/2, placed third at 39-1. Montgomery's series: 38-2 3/4, 37-8 1/2, 38-5, 38-2 1/2, 39-1, 37-5 1/2.

"It felt so easy, like I was gliding through the air," Montgomery said to Lisa Burnett (*Fresno Bee*) of her fifth and best jump. "Then I looked where I landed and said, 'Oh my!'"

- Finals:**
- 1 Julianna Yendork (Wal) 43-6 1/2
 - 2 Stefanie Hanf (YgVly) 39-7 1/4
 - 3 K. Montgomery (CW) 39-1
 - 4 M. McDonald (MDei) 38-6 3/4

CIF / Reebok California State Meet

- 5 Tamie Graham (MissV) 38-2 1/2
 6 Jessica Benton (Down) 37-5 1/4
 7 Anne Lee (Palo Alto) 37-4 1/2
 8 Darcy Horn (Acalanes) 37-2
 (Akua Sutherland (Muir) scratched)

Non-Qualifiers: Michelle Jules (McAteer), Marguita Terry (JFK), Fabiola Medina (Garfield), Tianna Hicks (Fremont) Bonnie Moreno (Lincoln), Kam Warner (W Bkfld), Bryn Gerich (Livermore), Krista Anderson (San Pasqua), Sonya Martin (Tulare Western), Nicole Sweet (Arch Mitty), Keeta Zimmerman (Eureka), Carol Clinger (Orange Glen), Tangela Colson (Cordova), Tami Pruitt (W. Vly), Julieta Hill (Silver Crk), Tiffany McLeod (Banning), Tammura Hawthorne (Cordova), Shirena Harris (Morningside), Amy Littlepage (Mt. Miguel).

Shot Put:

Natalie Kaziawahia (Fullerton) set the national and National Federation record of 53-7 3/4 at Norwalk on May 21, 1983. She set the State Meet record of 52-7 1/2 at Memorial Stadium in Bakersfield in 1983.

The top three qualifiers were senior Mika Hilaire (Pittsburg), the North Coast Section champion at 43-11 1/4, senior Teresa Stricklin (Arroyo



MIKA HILAIRE—Shot Put

Fine Flicks by Don Gosney

Grande), the Southern Section champion at 43-10 1/4, and senior Nicole Logan (Novato), second in the North Coast Section at 43-2 1/4.

In the preliminaries Mika Hilaire won at 45-1 1/4. Hilaire's series: 43-10 1/2, 44-3 1/4, 45-1 1/4. Nicole Logan placed second at 43-9 1/4, and sophomore Crystal Brownlee (Westlake), fourth in the Southern Section at 41-0, was third at 43-8 3/4. Sophomore Kristen Heaston (Ygnacio Valley, Concord), third in the North Coast Section at 43-1 1/2, was fourth at 43-0 1/2. Teresa Stricklin was fifth at 42-10. All four North Coast Section qualifiers for the State Meet also qualified

for the final.

In the final Mika Hilaire, sixth last year at 41-10 1/2, won by 1/4 inch with a fourth round put of 45-4 1/4, her personal record.

"The main goal was to throw 42 and build my way up," Hilaire said to the *Oakland Tribune*. "I'm happy that I got my PR at state under all the pressure. I made two adjustments on my toss these last few weeks and the big thing was putting the ball under my chin and completely going over my right leg. But there's still more work to be done."

Hilaire was in third place behind Crystal Brownlee (45-4) and Nicole Logan (45-0 1/2) entering the fourth round.

"I was standing right there," Hilaire said to Joe Roderick (*Contra Costa Times*). "I didn't get bothered by it. I just smiled and thought, 'Mika don't choke.' I was just building myself up."

"I knew it (the 45-4 1/4 throw) was good enough," Hilaire said. "I thought it was a little farther. I thought, 'Oh my God.' I knew I was in the lead, but I wasn't satisfied."

"This is a good way to end my senior season," Hilaire said.

Hilaire's series: 42-11 1/4, 43-4 3/4, 44-4, 45-4 1/4, 44-10, 43-0 3/4. Crystal Brownlee placed second with a second round put of 45-4.

Brownlee's series: foul, 45-4, 43-9, 41-11 1/4, 42-10 3/4, 42-6 1/2. Nicole Logan, seventh last year at 41-3 1/2, placed third with a second round put of 45-0 1/2. Logan's series: 39-8, 45-0 1/2, 42-8, 43-7, 42-9 3/4, 41-7 1/4.

"Usually I lack in confidence," Hilaire said to Roderick. "This week I told myself, 'I'm the best in the state and I'm going to win.'"

"Everybody was just kind of tense," said Kristen Heaston to Roderick. "It was not like yesterday (in the trials). I'm just a sophomore. I'll be back next year."

Finals:

- 1 Mika Hilaire (Pittsburg) 45-4 1/4
 2 Crystal Brownlee(West) 45-4
 3 Nicole Logan (Navato) 45-0 1/2
 4 Teresa Stricklin(ArrGr) 43-3 1/2
 5 Myra Smith (Workman) 43-0
 6 Lisa Stephaney (Hoover) 42-8 1/2
 7 Kristin Heaston (YgVly) 41-8 1/4
 8 Miranda Shafer (Logan) 39-9 1/2
 9 Kris Barden (NevUn) 38-9 1/4
Qualifiers: Mika Hilaire (Pittsburg) 45-1 1/4, Nicole Logan (Navato) 43-9 1/4, Crystal Brownlee (West Lake) 43-8 3/4, Kristin Heaston (Ygnacio Valley) 43-0 1/2, Teresa Stricklin (Arroyo Grande) 42-10, Miranda Shafer (Logan) 41-6 3/4, Myra Smith (Workman) 41-4 3/4, Lisa Stephaney (Hoover) 41-2, Kris Barden (Nevada Union) 40-10 1/2.

Non-Qualifiers: Hilary Byrde (Galileo Tech) 27-1 1/2; Nicole Pittman (Oakland) 27-3,

State Meet Points Per Section

Compiled by Donn Kirk and Keith Conning

The sections are listed according to the total points scored in the 1991 State Meet.

Key: Pts/Qual=Points per qualifier.

		Points	Pts/Qual
Boys			
1	Southern	260.5	52.1
2	San Diego	44	14.67
3	North Coast	33	8.25
4	Sac-Joaquin	38	12.67
5	Central	60.5	20.17
6	Central Coast	26	8.67
7	Los Angeles	34	8.5
8	Northern	0	0
9	San Francisco	0	0
10	Oakland	0	0

Girls

1	Southern	237	47.4
2	San Diego	57	19
3	North Coast	64	21.3
4	Sac-Joaquin	45	15
5	Central	21	7
6	Central Coast	24	8
7	Los Angeles	4	1
8	Northern	10	10
9	San Francisco	3	3
10	Oakland	0	0

Total Boys and Girls

1	Southern	497.5	49.75
2	San Diego	101	16.83
3	North Coast	97	12.13
4	Sac-Joaquin	83	13.83
5	Central	81.5	13.58
6	Central Coast	50	8.33
7	Los Angeles	38	4.75
8	Northern	10	5.00
9	San Francisco	3	1.50
10	Oakland	0	0.00

CIF / Reebok California State Meet

Johnica Tucker (Locke) 32-8, Alissa Averzano (Granada Hills) 33-7 3/4, Shanno Hill (Oak Grove) 35-10, Lavea Tarpe (Banning) 35-10, Yolanda Wright (Narbonne) 37-0 1/4, Michelle Wagner (Lynbrook) 37-3 1/4, Tiann Rouse (Livingston) 39-6, D. Wright 37-7 1/4, Leslie Woolery (West Valley) 35-7, Shalanda Houston (Montgomery) 37-0 1/2, Chelsea Sternans (Atwater) 36-10 3/4, Kristina Mataafa (Orange Glen) 36-3, Sooze Shanley (Tulare) 35-6, Jafona Harris (Morse) 36-8 3/4, Niky Beauregard (Valencia) 40-5 1/4, Lisa Mispaka (Temecula Valley) 39-4 1/4, Laura Molnar (Carlmont) 40-1.

Discus:

Leslie Deniz (Gridley) set the national record of 183-11, while placing third at Lancaster (a notoriously good place for wind-assisted discus throwing, because of the strong desert winds off of the Tehachapi Mountains) on July 3, 1980.

Melissa Weis (Bakersfield) set the National Federation record of 176-10



CELESTE McVEY-Discus

Fine Flicks by Don Gosney

in Fresno on May 17, 1990.

Leslie Deniz (Gridley) set the State Meet record of 172-11 in 1980 at Edwards Stadium in Berkeley.

The top three qualifiers were freshman Suzy Powell (Downey, Modesto), the Sac-Joaquin Section champion at 153-0, senior Shelly Biddinger (North Bakersfield), the Central Section champion at 149-3, and sophomore Lisa Stephaney (Hoover, Fresno), second in the Central Section at 145-8.

In the preliminaries senior Celeste McVey (Redlands), the Southern Section champion at 139-6, qualified first with a toss of 154-8. Suzy Powell placed second at 151-5. Senior Teresa Stricklin (Arroyo Grande), second in the Southern Section at 137-0, placed

third at 140-0. Senior Anette Kailihina (Loretto), second in the Sac-Joaquin Section champion at 138-1, placed fourth at 139-10.

"She (Nandi Ellis, Skyline, Oakland) made it to the state championship as a freshman," said Skyline coach Jeff DeWitt to Peter Mentor (*The Montclairian*). "She's going to be good." Ellis' series: 79-7, 91-9, 93-9. Ellis won the Oakland Section with a throw of 82-7 only 70-5 behind Suzy Powell. Ellis was the only competitor in the women's discus at the Oakland Section. Oh, politics! Why on earth is a league with just six high schools given one qualifier?

In the final Celeste McVey, third last year at 145-5, won with a fourth round throw of 160-11. McVey's series: 148-11, 150-8, 153-7, 160-11, foul, 151-1. Suzy Powell placed second with a third round throw of 153-2. Powell's series: 145-1, 145-4, 153-2, 138-5, 142-7, 148-0. Senior Carrie Helmann (Etiwanda), fourth in the Southern Section at 135-1, placed third at 143-0. Helmann's series: 127-6, 143-0, 124-0, foul, 132-6, 131-2.

Finals:

- | | |
|------------------------------|--------|
| 1 Celeste McVey (Redlands) | 160-11 |
| 2 Suzy Powell (Downey) | 153-2 |
| 3 Carrie Helmann (Etiwan) | 143-0 |
| 4 Jessica Alderman (Miss SJ) | 142-8 |
| 5 Anette Kailihina (Loretto) | 142-3 |
| 6 Teresa Stricklin (ArrGr) | 136-1 |
| 7 Shelley Biddinger (NBKll) | 134-0 |
| 8 Lisa Stephaney (Hoover) | 133-2 |
| 9 Kristina Mataafa (OrGlen) | 129-10 |

Qualifiers: Celeste McVey (Redlands) 154-8, Suzy Powell (Downey) 151-5, Teresa Stricklin (Arroyo Grande) 140-0, Anette Kailihina (Loretto) 139-10, Shelly Biddinger (North Bakersfield) 138-9, Carrie Helmann (Etiwanda) 138-1, Jessica Alderman (Mission San Jose) 137-10, Kristina Mataafa (Orange Glen) 137-3, Lisa Stephaney (Hoover) 131-1.

Non-Qualifiers: Tyrenda Siemps (Mt. Pleasant) 129-3, Laura Molnar (Carlmont) 118-6, Gina Heads (Newport Harbor) 122-4, Erica Allmann (Napa) 127-10, Michelle Wagner (Lynbrook) 128-11, Myra Smith (Workman) 129-10, Nicole Logan (Novato) 128-5, Araceli Pelayo (Roosevelt) 61-8, Nandi Ellis (Skyline) 93-9, Hilary Byrde (Galileo) 96-8, Lealie Woolery (West Valley) 111-6, Karen Zarcone (Amador Valley) 115-4, Danielle Miles (Liberty) 120-1, Carrie Wadlington (Granite Hills) 129-9, Scia Maumausolo (Mt. Carmel) 112-10.

Team Scores:

Morningside (Inglewood), second last year with 30 points, won its first team championship with 28 points. Rio Mesa (Oxnard), tied for fourth last year with 20 points, placed second with 26 points. Cordova (Rancho Cordova), third last year with 23 points, placed third again with 22 points.

1. Morningside 28 points—6 Tai-ne Gibson (4th 110, 5th 200); 6 Santisha



Boys 1600 Finals (left to right): STEVE GUERRINI, TODD TRESSLER, LOUIE QUINTANA and DANIEL DÁS NEVES.

Fine Flicks by Don Gosney



Girls 1600 Finals (left to right): BECKY SPIES, MILENA GLUSAC, ERICA SUMI and MAGI MARTINEZ

Fine Flicks by Don Gosney

Arnold (5th 100, 4th 200); 6 Sashawn Stringer (3rd 400); 10 1st 400 relay.

2. Rio Mesa 26 points—20 Marion Jones (1st 100 adn 200); 6 Alycia Burnham (3rd 100H).

3. Cordova 22 points—18 Tanya Smith (1st HJ, 2nd 300H); 4 Legretta

Hinds (4th 300H).

4. Walnut 20, 5. Long Beach Poly and Muir 18, 7. Fillmore 17, 8. St. Bernard 16, 9. Westlake, Fallbrook and Mt. Carmel 14.