

92 Finalists

400 METER RELAY, GIRLS

Records - NATIONAL : 45.11
STATE MEET : 45.13

HAWTHORNE, CA
BERKELEY

1985
1981

ENTRANT #	NAME	GR	AFFILIATION	PREV. MARK	POSITION	PLACE	MARK
292	MOUNT PLEASANT		Mt Pleasant	CC 48.51	1	-----	-----
83	DORSEY		Dorsey	LA 48.46	2	-----	-----
295	MUIR		Muir	SS 48.06	3	-----	-----
396	SKYLINE		Skyline	OK 47.89	4	-----	-----
272	MORNINGSIDE		Morningside	SS 46.80	5	-----	-----
282	MT. CARMEL		Mt Carmel	SD 47.83	6	-----	-----
21	BAKERSFIELD		Bakersfield	CE 47.93	7	-----	-----
324	PIUS X		Pius X	SS 48.22	8	-----	-----
458	VALLEJO		Vallejo	SJ 48.47	9	-----	-----

400 METER RELAY, BOYS

Records - NATIONAL : 39.9
STATE MEET : 40.24

AUSTIN JASPER HS, TEXAS
HAWTHORNE

1991
1989

ENTRANT #	NAME	GR	AFFILIATION	PREV. MARK	POSITION	PLACE	MARK
419	PITTSBURG		Pittsburg	NC 42.63	1	-----	-----
495	ST. MARY'S		St Mary's	NC 42.37	2	-----	-----
331	MORNINGSIDE		Morningside	SS 42.31	3	-----	-----
224	HIGHLANDS		Highlands	SJ 42.12	4	-----	-----
525	VALLEJO		Vallejo	SJ 41.78	5	-----	-----
305	MERCED		Merced	SJ 42.02	6	-----	-----
456	SAN GORGONIO		San Gorgonio	SS 42.28	7	-----	-----
343	MORSE		Morse	SD 42.34	8	-----	-----
212	HAWTHORNE		Hawthorne	SS 42.55	9	-----	-----

1600 METERS, GIRLS

Records - NATIONAL : 4:39.92
STATE MEET : 4:39.92

POLLY PLUMER, Irvine, CA (University)
POLLY PLUMER, Irvine, CA (University)

1982
1982

ENTRANT #	NAME	GR	AFFILIATION	PREV. MARK	POSITION	PLACE	MARK
442	ROBIN SNOWBECK	12	University	LA 5:07.69	1	-----	-----
104	SHELLEY TAYLOR	12	Edison	SS 5:07.12	2	-----	-----
121	NIKKI SHAW	12	Fillmore	SS 5:07.08	3	-----	-----
3	AMY SKIERESZ	9	Agoura	SS 5:04.03	4	-----	-----
357	MAJORIE HSU	12	San Marino	SS 5:03.28	5	-----	-----
310	LORI MILLER	12	North Bakersfield	CE 5:03.65	6	-----	-----
376	RHONDA MAZZA	12	Santa Rosa	NC 5:06.90	7	-----	-----
375	NIKA HORN	12	Santa Rosa	NC 5:07.11	8	-----	-----
236	BARBARA BOISUERT	9	Lutheran (Orange)	SS 5:07.15	9	-----	-----
10	LISA COUCK	10	Aptos	CC NO MARK	10	-----	-----

1600 METERS, BOYS

Records - NATIONAL : 3:58.30
STATE MEET : 4:05.4

JIM RYUN, Wichita, Ka East
MARK SCHILLING, Garden Grove

1965
1972

ENTRANT #	NAME	GR	AFFILIATION	PREV. MARK	POSITION	PLACE	MARK
574	GOSS LINDSEY	12	Peninsula	SS 4:17.68	1	-----	-----
4	RYAN WILSON	11	Agoura	SS 4:16.85	2	-----	-----
304	BRIAN WILKINSON	11	Merced	SJ 4:16.07	3	-----	-----
218	DANIEL DasNEVES	11	Helix	SD 4:15.95	4	-----	-----
369	JEFF WILSON	12	Newbury Park	SS 4:15.92	5	-----	-----
167	TERRY HICKEY	11	Foothill	CE 4:15.93	6	-----	-----
245	TJ REYES	12	Lakewood	SS 4:15.99	7	-----	-----
463	TODD TRESSLER	12	San Marcos	SS 4:16.21	8	-----	-----
464	BRIAN KEIM	12	San Pasqual	SD 4:17.25	9	-----	-----

100 METER HURDLES, GIRLS

Records - NATIONAL : 13.33 DAWN BOWLES (Neptune HS) S. Plainfield, NJ '88
 STATE MEET : 13.34 JANEENE VICKERS, Pomona 1987

ENTRANT #	NAME	GR	AFFILIATION	PREV. MARK	POSITION	PLACE	MARK
126	ELINOR TOLSON	11	Fountain Valley	SS 14.32	1	-----	-----
34	BISA GRANT	12	Bishop O'Dowd	NC 14.15	2	-----	-----
359	ERIN BLUNT	12	San Pasqual	SD 14.06	3	-----	-----
488	KAN WARNER	12	West Bakersfield	CE 13.99	4	-----	-----
169	JENNIFER ODOM	9	Independence	CC 13.96	5	-----	-----
204	TWILA SIMS	12	Lompoc	SS 13.98	6	-----	-----
268	SANOMA NICKSON	12	Morningside	SS 14.05	7	-----	-----
454	TANYA LAZAR-LEA	12	Vallejo	SJ 14.09	8	-----	-----
153	YVONNE SCOTT	12	Hiram Johnson	SJ 14.20	9	-----	-----

110 METER HURDLES, BOYS

Records - NATIONAL : 12.9 RENALDO NEHEMIAH, Fanwood, NJ (Scotch Plains) 1977
 STATE MEET : 13.41 STEVE KERHO, Mission Viejo 1982

ENTRANT #	NAME	GR	AFFILIATION	PREV. MARK	POSITION	PLACE	MARK
357	TERRY FULTON	12	Mt Pleasant	CC 14.57	1	-----	-----
436	DRUE POWELL	11	Reseda	LA 14.39	2	-----	-----
47	RAYMOND BANNER	12	Birmingham	LA 14.33	3	-----	-----
524	CHRIS REDMOND	12	Vallejo	SJ 14.11	4	-----	-----
450	CHARLIE DAVIDSON	12	Saddleback	SS 14.00	5	-----	-----
575	MARCUS STOKES	12	Thacher	SS 14.07	6	-----	-----
211	DEMOND SMITH	12	Hawthorne	SS 14.32	7	-----	-----
119	RYAN CRANE	12	Dana Hills	SS 14.34	8	-----	-----
283	KEITH MOTEN	12	Loyola	SS 14.40	9	-----	-----

400 METERS, GIRLS

Records - NATIONAL : 52.39 DENEAN HOWARD, Granada Hills (Kennedy) 1980
 STATE MEET : 52.39 DENEAN HOWARD, Granada Hills (Kennedy) 1980

ENTRANT #	NAME	GR	AFFILIATION	PREV. MARK	POSITION	PLACE	MARK
389	MALIKA FREEMAN	11	Skyline	OK 56.76	1	-----	-----
278	ALLISON DRING	12	Mt Carmel	SD 56.55	2	-----	-----
270	JARONDA WHITE	10	Morningside	SS 56.22	3	-----	-----
16	JANICE NICHOLS	12	Bakersfield	CE 55.72	4	-----	-----
105	TAMMERA McLIN	12	Eisenhower	SS 55.37	5	-----	-----
323	LATASHA GILLIAM	10	Pittsburg	NC 55.71	6	-----	-----
11	ASHA JAYASINGHE	11	Arcadia	SS 55.91	7	-----	-----
249	SYLVIA PIESLAK	9	Menlo-Atherton	CC 56.26	8	-----	-----
81	RENE WALKER	12	Dorsey	LA 56.62	9	-----	-----

400 METERS, BOYS

Records - NATIONAL : 45.5 ANTHONY KETCHUM, TX Needleville 1981
 STATE MEET : 45.7 CHIP RISH, (Marina) 1985

ENTRANT #	NAME	GR	AFFILIATION	PREV. MARK	POSITION	PLACE	MARK
467	ANTHONI DAVIS	12	Santa Ana Valley	SS 49.03	1	-----	-----
382	JACK BELONEY	11	Oak Grove	CC 48.96	2	-----	-----
324	JIMMIE JOHNSON	11	Mission San Jose	NC 48.54	3	-----	-----
166	JEAMES REDD	12	Fontana	SS 47.99	4	-----	-----
355	RICHARD DUPREE	12	Mt Pleasant	CC 47.68	5	-----	-----
268	DEREK SHEPHARD	12	Lincoln	SF 47.92	6	-----	-----
330	EDWARD TURNER	11	Morningside	SS 48.00	7	-----	-----
490	JESSE WILSON	12	St Mary's	NC 48.72	8	-----	-----
565	CRYSTIN WUTHRICH	12	Wilson (Long Beach)	SS 48.99	9	-----	-----

100 METERS, GIRLS

Records - NATIONAL : 11.17 MARION JONES, Rio Mesa, CA 1991
 STATE MEET : 11.17 MARION JONES, Rio Mesa, CA 1991

ENTRANT #	NAME	GR	AFFILIATION	PREV. MARK	POSITION	PLACE	MARK
276	MONICA HENDERSON	11	Morse	SD 12.02	1	-----	-----
230	TANISHA JOHNS	12	Luther Burbank	SJ 11.98	2	-----	-----
33	LESA PARKER	12	Bishop O'Dowd	NC 11.89	3	-----	-----
267	TAI-NE GIBSON	10	Morningside	SS 11.78	4	-----	-----
424	MARION JONES	11	Thousand Oaks	SS 11.24	5	-----	-----
205	ANDREA ANDERSON	9	Long Beach Poly	SS 11.71	6	-----	-----
206	AMINAH HADDAD	9	Long Beach Poly	SS 11.79	7	-----	-----
268	SANOMA NICKSON	12	Morningside	SS 11.96	8	-----	-----
34	BISA GRANT	12	Bishop O'Dowd	NC 12.01	9	-----	-----

100 METERS, BOYS

Records - NATIONAL : 9.9 HENRY NEAL, Greenville, TX 1990
 STATE MEET : 10.44 HENRY THOMAS, Hawthorne 1984

ENTRANT #	NAME	GR	AFFILIATION	PREV. MARK	POSITION	PLACE	MARK
293	FRANK MADU	12	McAteer	SF 10.69	1	-----	-----
507	PAUL TURNER	11	University City	SD 10.64	2	-----	-----
522	ALI EVANS	10	Vallejo	SJ 10.61	3	-----	-----
303	ANTHONY VOLSAN	11	Merced	SJ 10.56	4	-----	-----
424	GENTRY BRADLEY	12	Pius X	SS 10.51	5	-----	-----
478	RILEY WASHINGTON	12	Southwest	SD 10.55	6	-----	-----
223	BRIAN LEWIS	11	Highlands	SJ 10.59	7	-----	-----
564	SHON LEWIS	11	Wilcox	CC 10.63	8	-----	-----
260	SCOTT HAMMOND	12	Lincoln	SD 10.65	9	-----	-----

800 METERS, GIRLS

Records - NATIONAL : 2:04.5 JOETTA CLARK, Maplewood, NJ (Columbia) 1980
 STATE MEET : 2:04.91 TRENA HULL, Compton 1984

ENTRANT #	NAME	GR	AFFILIATION	PREV. MARK	POSITION	PLACE	MARK
203	BRENDA STEWART	11	Locke	LA 2:16.30	1	-----	-----
68	DEETRA DEER	11	Crenshaw	LA 2:15.72	2	-----	-----
119	MELANIE HAND	11	Fallbrook	SD 2:14.20	3	-----	-----
4	MICHELLE MUETHING	11	Amador Valley	NC 2:13.88	4	-----	-----
58	KERRI WOOLHEATER	12	Casa Grande	NC 2:12.64	5	-----	-----
315	CHRISTI ENGESSER	11	Ocean View	SS 2:13.59	6	-----	-----
25	HOLLY WELCH	12	Bella Vista	SJ 2:14.04	7	-----	-----
2	KRISTI CAMP	11	Agoura	SS 2:15.20	8	-----	-----
36	MIESHA MARZELL	11	Bishop O'Dowd	NC 2:15.97	9	-----	-----

800 METERS, BOYS

Records - NATIONAL : 1:47.31 PETE RICHARDSON, Berkeley 1981
 STATE MEET : 1:47.31 PETE RICHARDSON, Berkeley 1981

ENTRANT #	NAME	GR	AFFILIATION	PREV. MARK	POSITION	PLACE	MARK
278	BRYAN WOODWARD	12	Long Beach Poly	SS 1:56.58	1	-----	-----
86	NICK COLLINS	12	Castlemont	OK 1:54.45	2	-----	-----
573	BRIAN STEIP	12	Peninsula	SS 1:54.30	3	-----	-----
177	MIKE KATRI	12	Fortuna	NC 1:53.70	4	-----	-----
2	MILTON HUGHES	12	AA Stagg	SJ 1:52.85	5	-----	-----
136	NATHAN WOODS	11	Duarte	SS 1:53.33	6	-----	-----
57	ADAM HERNDON	12	Bishop O'Dowd	NC 1:53.95	7	-----	-----
14	VONDRE ARMOUR	10	Bakersfield	CE 1:54.37	8	-----	-----
329	ALFONSO MITCHELL	11	Monterey	CC 1:54.57	9	-----	-----

300 METER HURDLES, GIRLS

Records - NATIONAL : 40.18
STATE MEET : 40.26

LESLIE MAXIE, Millbrae, CA (Mills)
JANEENE VICKERS, (Pomona)

1984
1987

ENTRANT #	NAME	GR	AFFILIATION	PREV. MARK	POSITION	PLACE	MARK
452	LAVINIA HENLON	12	Upland	SS 45.99	1	-----	-----
305	JANET EKSTROM	12	Newark Memorial	NC 45.83	2	-----	-----
126	ELINOR TOLSON	11	Fountain Valley	SS 45.61	3	-----	-----
359	ERIN BLUNT	12	San Pasqual	SD 43.87	4	-----	-----
204	TWILA SIMS	12	Lompoc	SS 43.68	5	-----	-----
454	TANYA LAZAR-LEA	12	Vallejo	SJ 43.78	6	-----	-----
426	HEATHER HANGER	12	Thousand Oaks	SS 45.47	7	-----	-----
335	JESSICA VEALE	10	Poway	SD 45.70	8	-----	-----
309	SHONNA BERNARD	12	Nogales	SS 45.87	9	-----	-----

300 METER HURDLES, BOYS

Records - NATIONAL : 35.32
STATE MEET : 35.50

GEORGE PORTER, Lompoc, CA (Cabrillo)
GEORGE PORTER, Lompoc, CA (Cabrillo)

1985
1985

ENTRANT #	NAME	GR	AFFILIATION	PREV. MARK	POSITION	PLACE	MARK
405	JEFF HELLER	12	Palo Alto	CC 38.96	1	-----	-----
27	KYLE O'NEIL	10	Bella Vista	SJ 38.82	2	-----	-----
575	MARCUS STOKES	12	Thacher	SS 38.46	3	-----	-----
211	DEMOND SMITH	12	Hawthorne	SS 37.97	4	-----	-----
568	GREG MUNIZ	12	Woodbridge	SS 37.69	5	-----	-----
448	RASHID GAYLE	12	Roseville	SJ 37.75	6	-----	-----
524	CHRIS REDMOND	12	Vallejo	SJ 38.02	7	-----	-----
362	KENNY HASLIP	10	Muir	SS 38.78	8	-----	-----
159	JUNIOR DOMINGUEZ	12	Eureka	NC 38.94	9	-----	-----

200 METERS, GIRLS

Records - NATIONAL : 22.87
STATE MEET : 23.19

MARION JONES, Rio Mesa, CA
SHERRI HOWARD, Granada Hills (Kennedy)

EVENT # 2 06-05-1992--22:30:35

1991
1980

ENTRANT #	NAME	GR	AFFILIATION	PREV. MARK	POSITION	PLACE	MARK
288	CHERICE ELLISON	12	Mt Pleasant	CC 24.79	1	-----	-----
230	TANISHA JOHNS	12	Luther Burbank	SJ 24.74	2	-----	-----
267	TAI-NE GIBSON	10	Morningside	SS 24.37	3	-----	-----
33	LESA PARKER	12	Bishop O'Dowd	NC 24.32	4	-----	-----
424	MARION JONES	11	Thousand Oaks	SS 22.71	5	-----	-----
206	AMINAH HADDAD	9	Long Beach Poly	SS 24.10	6	-----	-----
205	ANDREA ANDERSON	9	Long Beach Poly	SS 24.36	7	-----	-----
269	SANTISHA ARNOLD	12	Morningside	SS 24.43	8	-----	-----
385	ANGELA SULLIVAN	12	Serra	SD 24.78	9	-----	-----

200 METERS, BOYS

Records - NATIONAL : 20.0
STATE MEET : 20.77

ROY MARTIN, Dallas, TX (Roosevelt)
HENRY THOMAS, Hawthorne

1985
1984

ENTRANT #	NAME	GR	AFFILIATION	PREV. MARK	POSITION	PLACE	MARK
489	ROD BRANCH	11	St Mary's	NC 21.62	1	-----	-----
268	DEREK SHEPHARD	12	Lincoln	SF 21.57	2	-----	-----
165	JAMES REDD	12	Fontana	SS 21.50	3	-----	-----
355	RICHARD DUPREE	12	Mt Pleasant	CC 21.33	4	-----	-----
478	RILEY WASHINGTON	12	Southwest	SD 21.08	5	-----	-----
424	GENTRY BRADLEY	12	Pius X	SS 21.22	6	-----	-----
303	ANTHONY VOLSAN	11	Merced	SJ 21.48	7	-----	-----
223	BRIAN LEWIS	11	Highlands	SJ 21.51	8	-----	-----
260	SCOTT HAMMOND	12	Lincoln	SD 21.61	9	-----	-----

3200 METERS, GIRLS

Records - NATIONAL : 10:03.7
STATE MEET : 10:08.14

ERIN KEDGH, Langley, VA (McLean)
CORY SCHUBERT, San Jose (Del Mar)

1987
1983

ENTRANT #	NAME	GR	AFFILIATION	PREV. MARK	POSITION	PLACE	MARK
383	BECKY KAISER	12	Seaside	CC 11:05.50	1	-----	-----
214	MIRANDA MIDDLECOFF	9	Los Gatos	CC 11:01.90	2	-----	-----
514	MAYA MUNEND	12	Peninsula	SS 10:59.90	3	-----	-----
425	STACEY AVER	11	Thousand Oaks	SS 10:52.88	4	-----	-----
421	CARRIE GARRITSON	10	Sunny Hills	SS 10:28.20	5	-----	-----
122	MARBELLA APARICIO	12	Fillmore	SS 10:39.94	6	-----	-----
120	MELINA GLUSAC	11	Fallbrook	SD 10:57.83	7	-----	-----
451	TANJA BRIX	12	University	SS 11:00.00	8	-----	-----
253	JEANNE HARLICK	12	Mills	CC 11:04.60	9	-----	-----
251	GRACE DURNELL	10	Merced	SJ 11:09.90	10	-----	-----
499	MAGI MARTINEZ	10	Will C Wood	SJ 11:10.90	11	-----	-----
88	CARRIE TACHEIRE	12	Downey	SJ 11:11.00	12	-----	-----
358	MELISSA KEIM	11	San Pasqual	SD 11:11.70	13	-----	-----
65	SARAH GROGG	12	Clovis West	CE 11:17.32	14	-----	-----
177	KIM WILKES	11	James Logan	NC 11:17.69	15	-----	-----
257	ELISSA RIEDY	9	Mission San Jose	NC 11:17.85	16	-----	-----
375	NIKA HORN	12	Santa Rosa	NC 11:18.42	17	-----	-----
280	JENNIFER VERGITH	11	Mt Carmel	SD 11:19.90	18	-----	-----
38	ANGELA DALKE	12	Bishop D'Dowd	NC 11:20.61	19	-----	-----
17	LANI VanBEBBER	9	Bakersfield	CE 11:23.50	20	-----	-----
146	JUDY PETTY	12	Golden West	CE 11:26.70	21	-----	-----
386	KRISSY LOOK	12	Shasta	NO 11:31.71	22	-----	-----
26	PATTY TREJO	11	Belmont	LA 11:58.76	23	-----	-----
28	ALMA HERRERA	10	Belmont	LA 12:07.49	24	-----	-----
331	JANET BAILON	12	Polytechnic	LA 12:08.45	25	-----	-----
106	JOANNA POTILLO	11	El Camino Real	LA 12:08.57	26	-----	-----
221	JULIE RODDICK	12	Lowell	SF 12:23.80	27	-----	-----
391	ANNA RENSI	10	Skyline	OK 13:36.09	28	-----	-----

3200 METERS, BOYS

Records - NATIONAL : 8:41.5
STATE MEET : 8:44.9

STEVE PREFONTAINE, CoosBayOR (Marshfield),
ERIC HULST, Laguna Beach

1969
1976

ENTRANT #	NAME	GR	AFFILIATION	PREV. MARK	POSITION	PLACE	MARK
126	JORGE RIVERA	11	Delano	CE 9:17.67	1	-----	-----
161	DAVID MONK	12	Fairfield	SJ 9:15.70	2	-----	-----
218	DANIEL DasNEVES	11	Helix	SD 9:12.85	3	-----	-----
97	FERNANDO MENDOZA	12	Channel Island	SS 9:10.87	4	-----	-----
455	ANGEL MARTINEZ	12	San Gabriel	SS 8:56.99	5	-----	-----
231	MARGARITO CASILLAS	11	Hoover	SS 9:06.13	6	-----	-----
96	CRUZ GALLEGOS	12	Centennial (Corona)	SS 9:11.74	7	-----	-----
361	JACQUES SALLBERG	12	Muir	SS 9:15.19	8	-----	-----
465	NAZARIO ROMERO	11	San Pasqual	SD 9:17.14	9	-----	-----
452	MEBRAHTON KEFLEZIGHI	10	San Diego	SD 9:18.79	10	-----	-----
383	AUSTIN MATULONIS	12	Oak Ridge	SJ 9:19.3	11	-----	-----
356	MOHAMMED ELMI	10	Mt Pleasant	CC 9:20.84	12	-----	-----
285	JASON BALKMAN	9	Lynbrook	CC 9:22.15	13	-----	-----
376	RICARDO BREWER	11	North Bakersfield	CE 9:22.45	14	-----	-----
121	MIKE PRINDIVILLE	11	De La Salle	NC 9:23.85	15	-----	-----
322	JASON TACKETTE	11	Mira Loma	SJ 9:24.00	16	-----	-----
321	STUART ELLINGTON	12	Milpitas	CC 9:25.51	17	-----	-----
158	MATT CREASON	10	Eureka	NC 9:26.01	18	-----	-----

122	JOHN KELLY	10 De La Salle	NC 9:28.70	19	-----	-----	-----
272	AHMIC JONES	12 Livermore	NC 9:29.12	20	-----	-----	-----
287	POLO DUARTE	12 Madera	CE 9:33.51	21	-----	-----	-----
200	MORRIS GIDDENS	11 Gardena	LA 9:42.56	22	-----	-----	-----
160	MATT GRUNER	12 Fairfax	LA 9:43.42	23	-----	-----	-----
45	ALVARO MEJIA	11 Birmingham	LA 9:45.55	24	-----	-----	-----
33	DAVID IRIAS	12 Belmont	LA 9:46.18	25	-----	-----	-----
472	MALL MILES	12 Shasta	NO 9:46.78	26	-----	-----	-----
474	JAMES SCARBROUGH	12 Skyline	OK 9:48.35	27	-----	-----	-----
282	ALEX SMITH	12 Lovell	SF 10:23.06	28	-----	-----	-----

1600 METER RELAY, GIRLS

Records - NATIONAL : 3:37.69 PASADENA, CA (Muir) 1985
STATE MEET : 3:37.71 KENNEDY, (Granada Hills) 1981

ENTRANT #	NAME	GR	AFFILIATION	PREV. MARK	POSITION	PLACE	MARK
83	DORSEY		Dorsey	LA 3:56.30	1	-----	-----
182	JAMES LOGAN		James Logan	NC 3:53.58	2	-----	-----
207	LONG BEACH POLY		Long Beach Poly	SS 3:53.09	3	-----	-----
295	MUIR		Muir	SS 3:53.00	4	-----	-----
272	MORNINGSIDE		Morningside	SS 3:50.31	5	-----	-----
42	BISHOP O'DOWD		Bishop O'Dowd	NC 3:51.72	6	-----	-----
362	SAN PASQUAL		San Pasqual	SD 3:53.07	7	-----	-----
282	MT. CARMEL		Mt Carmel	SD 3:53.44	8	-----	-----
396	SKYLINE		Skyline	OK 3:55.18	9	-----	-----

1600 METER RELAY, BOYS

Records - NATIONAL : 3:07.40 HAWTHORNE, CA 1985
STATE MEET : 3:08.94 BERKELEY 1981

ENTRANT #	NAME	GR	AFFILIATION	PREV. MARK	POSITION	PLACE	MARK
60	BISHOP O'DOWD		Bishop O'Dowd	NC 3:19.12	1	-----	-----
363	MUIR		Muir	SS 3:18.96	2	-----	-----
515	VALENCIA		Valencia	SS 3:17.85	3	-----	-----
331	MORNINGSIDE		Morningside	SS 3:16.65	4	-----	-----
495	ST. MARY'S		St Mary's	NC 3:12.83	5	-----	-----
170	FOOTHILL		Foothill	SS 3:16.49	6	-----	-----
19	BAKERSFIELD		Bakersfield	CE 3:16.92	7	-----	-----
525	VALLEJO		Vallejo	SJ 3:18.08	8	-----	-----
137	EISENHOWER		Eisenhower	SS 3:19.10	9	-----	-----

HIGH JUMP, BOYS

Records - NATIONAL : 7-05.25 DOTHIEL EDWARDS, Athens, GA (Cedar Shoals) 1984
STATE MEET : 7-03.25 LEE BALKIN, Glendale 1979

ENTRANT #	NAME	GR	AFFILIATION	PREV. MARK	POSITION	PLACE	MARK
327	JEFF NADEAU	11	Monroe	LA 6-07.0	1	-----	-----
462	ELI GLADDEN	12	San Lorenzo Valley	CC 6-07.0	2	-----	-----
481	TONY CARRUTHERS	12	St Francis	SS 6-07.0	3	-----	-----
352	DEL MITCHELL	12	Mt Diablo	NC 6-08.0	4	-----	-----
67	BRIAN DAVIDSON	12	California	NC 6-08.0	5	-----	-----
66	ALARICK GREENBERRY	10	Cabrillo	SS 6-08.0	6	-----	-----
41	TODD KELLY	11	Big Valley	NO 6-08.0	7	-----	-----
112	CALVIN HAYNES	12	Corcoran	CE 6-08.0	8	-----	-----
569	GRIFFIN CHILDERS	12	Woodland	SJ 6-08.0	9	-----	-----
68	JEREMY FISCHER	10	Camarillo	SS 6-08.0	10	-----	-----

POLE VAULT, BOYSRecords - NATIONAL : 17-09.5
STATE MEET : 17-00.5JOE DIAL, Marlow, OKLA
ANTHONY CURRAN, (Crespi)1981
1978

<u>ENTRANT #</u>	<u>NAME</u>	<u>GR</u>	<u>AFFILIATION</u>	<u>PREV. MARK</u>	<u>POSITION</u>	<u>PLACE</u>	<u>MARK</u>
396	CHRIS BUDDIN	12	Orange Glen	SD 15-00.0	1	-----	-----
210	JESSE STERN	11	Harvard	SS 15-04.0	2	-----	-----
505	KJELL AKERSTROM	12	Ukiah	NC 15-04.0	3	-----	-----
502	SEAN BROWN	12	Terra Linda	NC 15-04.0	4	-----	-----
501	TRAVIS CALKINS	12	Tamalpais	NC 15-04.0	5	-----	-----
148	COREY JOHNSON	12	El Dorado	SJ 15-04.0	6	-----	-----
259	LUIS LIND	12	Liberty	NC 15-04.0	7	-----	-----
247	SCOTT SLOVER	10	Leland	CC 15-04.0	8	-----	-----
100	CLARENCE PHELPS	12	Christian Brothers	SJ 15-04.0	9	-----	-----

LONG JUMP, BOYSRecords - NATIONAL : 26-04.75
STATE MEET : 26-04.75JAMES STALLWORTH, Tulare, CA
JAMES STALLWORTH, Tulare1989
1989

<u>ENTRANT #</u>	<u>NAME</u>	<u>GR</u>	<u>AFFILIATION</u>	<u>PREV. MARK</u>	<u>POSITION</u>	<u>PLACE</u>	<u>MARK</u>
378	MIKE WRIGHT	12	North Monterey	CC 22-10.25	1	-----	-----
10	MIKE ROBINSON	12	Apple Valley	SS 22-11.5	2	-----	-----
499	CHUCK BISHOP	10	Taft	CE 22-11.75	3	-----	-----
162	WALTER TILLES	11	Fairfield	SJ 23-03.25	4	-----	-----
116	DAVE JANDSKI	12	Corona	SS 23-04.0	5	-----	-----
566	JIM HICKS	12	Wilson (Long Beach)	SS 23-05.5	6	-----	-----
69	KYJIONE JACK	11	Canyon Springs	SS 23-09.75	7	-----	-----
65	ERIC HUNT	12	Bullard	CE 23-10.5	8	-----	-----
8	EUGENE DREHER	12	Antelope Valley	SS 23-10.5	9	-----	-----

TRIPLE JUMP, BOYSRecords - NATIONAL : 52-10.5
STATE MEET : 52-04.75CHARLES MAYFIELD, PasadenaCA (Muir)
KEN FRAZIER (Mission, SF)1980
1981

<u>ENTRANT #</u>	<u>NAME</u>	<u>GR</u>	<u>AFFILIATION</u>	<u>PREV. MARK</u>	<u>POSITION</u>	<u>PLACE</u>	<u>MARK</u>
353	DERRICK MITCHELL	11	Mt Eden	NC 47-01.0	1	-----	-----
538	ANDRE HARRISON	12	Wasco	CE 47-06.25	2	-----	-----
567	IGUNNA IKPEDOWD	12	Wilson (Long Beach)	SS 48-02.75	3	-----	-----
59	KEIR GUMBS	12	Bishop D'Dowd	NC 48-03.75	4	-----	-----
494	LEONARD HAYWOOD	12	St Mary's	NC 48-05.25	5	-----	-----
341	CARY TAYLOR	12	Morse	SD 48-07.75	6	-----	-----
279	BARRY MASSEY	12	Long Beach Poly	SS 48-11.0	7	-----	-----
407	CHOICE CLARK	12	Pasadena	SS 48-11.25	8	-----	-----
291	TONY PARRISH	12	Marina	SS 49-00.75	9	-----	-----

SHOT PUT, BOYSRecords - NATIONAL : 77-00.0
STATE MEET : 74-04.75MICHAEL CARTER, Dallas, TX (Jefferson)
BRENT NOON (Fallbrook)1979
1990

<u>ENTRANT #</u>	<u>NAME</u>	<u>GR</u>	<u>AFFILIATION</u>	<u>PREV. MARK</u>	<u>POSITION</u>	<u>PLACE</u>	<u>MARK</u>
113	ALFRED KEYES	12	Corcoran	CE 55-07.0	1	-----	-----
570	GEOFFREY ELBERT	11	Yerba Buena	CC 55-09.0	2	-----	-----
115	ADAM MOSMAN	12	Cordova	SJ 56-06.75	3	-----	-----
118	CODY SMITH	12	Crespi	SS 58-05.0	4	-----	-----
370	TONY MANCUSO	12	Newport Harbor	SS 59-00.0	5	-----	-----
18	JEFF BUCKEY	12	Bakersfield	CE 59-00.5	6	-----	-----
513	TYSDN LIGENFELTER	11	Upland	SS 59-02.0	7	-----	-----
451	PETE SWANSON	12	San Benito	CC 60-04.75	8	-----	-----
372	MARK GLOCK	12	Nogales	SS 61-02.0	9	-----	-----

DISCUS, BOYS

Records - NATIONAL : 224-03.0 KAMY KESHMIRI, Reno, NV 1987
 STATE MEET : 203-04.0 BRIAN BLUTREICH, (Capo Valley POWELL (Redwood) 85/90

ENTRANT #	NAME	GR	AFFILIATION	PREV. MARK	POSITION	PLACE	MARK
513	TYSON LIGENFELTER	11	Upland	SS 165-06.0	1	-----	-----
99	DAMON DeVAULT	12	Chico	NO 166-07.0	2	-----	-----
128	MICHAEL HENRY	12	Dixon	SJ 166-09.0	3	-----	-----
484	IVAN ZASIMCZUK	12	St Ignatius	CC 168-11.0	4	-----	-----
503	CHAD PEARE	11	Trabuco Hills	SS 169-01.0	5	-----	-----
381	GABRIEL TORRE	12	Notre Dame (Riv)	SS 170-04.0	6	-----	-----
477	BRANDON WAINWRIGHT	12	South Bakersfield	CE 177-04.0	7	-----	-----
451	PETE SWANSON	12	San Benito	CC 182-03.0	8	-----	-----
18	JEFF BUCKEY	12	Bakersfield	CE 188-05.0	9	-----	-----

HIGH JUMP, GIRLS

Records - NATIONAL : 6-02.75 LATRESE JOHNSON, Clovis, CA 1985
 STATE MEET : 6-02.0 LATRESE JOHNSON, Clovis 1985

ENTRANT #	NAME	GR	AFFILIATION	PREV. MARK	POSITION	PLACE	MARK
40	JAMILLA CHURCHILL	10	Bishop D'Dowd	NC 5-04.0	1	-----	-----
66	REISHEHEA CANDIDATE	12	Clovis West	CE 5-04.0	2	-----	-----
188	DARCI MORRISON	12	Laguna Hills	SS 5-05.0	3	-----	-----
110	KRISTY KIERULFF	9	Esperanza	SS 5-06.0	4	-----	-----
411	ERIN DUFFEY	10	St Francis	CC 5-06.0	5	-----	-----
306	TINA BOWMAN	9	Newport Harbor	SS 5-06.0	6	-----	-----
59	TRACYE LAWYER	9	Cate	SS 5-06.0	7	-----	-----
368	JULIE JENKINS	12	San Ramon	NC 5-06.0	8	-----	-----
46	DANIELLE BOSWELL	10	Bullard	CE 5-06.0	9	-----	-----
454	TANYA LAZAR-LEA	12	Vallejo	SJ 5-06.0	10	-----	-----

LONG JUMP, GIRLS

Records - NATIONAL : 22-01.75 KATHY McMILLIAN, Raeford, NC (Hoke County) 1976
 STATE MEET : 20-09.75 WENDY BROWN, Woodside 1984

ENTRANT #	NAME	GR	AFFILIATION	PREV. MARK	POSITION	PLACE	MARK
288	CHERICE ELLISON	12	Mt Pleasant	CC 18-02.75	1	-----	-----
208	CHANELLE ANDERSON	11	Long Beach Poly	SS 18-03.75	2	-----	-----
490	EVA POTTER	11	West Valley	NO 18-07.25	3	-----	-----
151	CHRISTINE BURTON	12	Helix	SD 19-00.25	4	-----	-----
32	NICOLE HAYNES	12	Bishop Montgomery	SS 19-03.25	5	-----	-----
488	KAM WARNER	12	West Bakersfield	CE 19-03.25	6	-----	-----
342	CHEAZA FIGUEROA	11	Quartz Hill	SS 19-04.0	7	-----	-----
258	HEATHER STERLIN	12	Mission Viejo	SS 19-09.0	8	-----	-----
479	SHEENA FERGUSON	11	Washington	SF 20-03.75	9	-----	-----

TRIPLE JUMP, GIRLS

Records - NATIONAL : 44-00.5 JULIANA YENDORK, Walnut, CA 1991
 STATE MEET : 44-00.5 JULIANA YENDORK, Walnut, CA 1991

ENTRANT #	NAME	GR	AFFILIATION	PREV. MARK	POSITION	PLACE	MARK
209	MARQUITA KNIGHT	12	Long Beach Poly	SS 37-10.25	1	-----	-----
512	WINTRESS LANG	11	Centennial (Compton)	SS 37-10.75	2	-----	-----
180	ALLIA HANSON	12	James Logan	NC 38-05.5	3	-----	-----
374	GLORY DOLPHIN	12	Santa Monica	SS 38-06.5	4	-----	-----
18	EBONY HENDERSON	10	Bakersfield	CE 38-09.75	5	-----	-----
287	AMY LITTLEPAGE	11	Mt Miguel	SD 38-10.5	6	-----	-----
486	CHRISTINE SHERWOOD	11	Watsonville	CC 39-03.0	7	-----	-----
67	KAYLA MONTGOMERY	12	Clovis West	CE 39-11.0	8	-----	-----
244	LATASHA BURNETT	12	Lynwood	SS 40-11.0	9	-----	-----

SHOT PUT, GIRLS

Records - NATIONAL : 53-07.75
STATE MEET : 52-07.5

NATALIE KAAIAWAHIA, Fullerton CA
NATALIE KAAIAWAHIA, Fullerton

1983
1983

<u>ENTRANT #</u>	<u>NAME</u>	<u>GR</u>	<u>AFFILIATION</u>	<u>PREV. MARK</u>	<u>POSITION</u>	<u>PLACE</u>	<u>MARK</u>
19	YOLANDA CROWDER	11	Bakersfield	CE 41-00.75	1	-----	-----
163	LISA STEPHANEY	11	Hoover	CE 41-07.75	2	-----	-----
317	KRISTINA MATAAFA	12	Orange Glen	SD 41-08.5	3	-----	-----
423	LISA MISIPEKA	11	Temecula Valley	SS 41-09.25	4	-----	-----
439	SOOZIE SHANLEY	10	Tulare	CE 42-00.0	5	-----	-----
76	NADA KAWAR	11	Crescenta Valley	SS 43-05.25	6	-----	-----
201	TIONA REUSA	12	Livingston	SJ 44-00.0	7	-----	-----
496	CRYSTAL BROWNLEE	11	Westlake	SS 44-03.0	8	-----	-----
505	KRISTIN HEASTON	11	Ygnacio Valley	NC 47-07.75	9	-----	-----

DISCUS, GIRLS

Records - NATIONAL : 176-04.0
STATE MEET : 172-11.0

CINDY JOHNSON, Chandler, AZ
LESLIE DENIZ, Gridley


1982
1980

<u>ENTRANT #</u>	<u>NAME</u>	<u>GR</u>	<u>AFFILIATION</u>	<u>PREV. MARK</u>	<u>POSITION</u>	<u>PLACE</u>	<u>MARK</u>
423	LISA MISIPEKA	11	Temecula Valley	SS 133-11.0	1	-----	-----
505	KRISTIN HEASTON	11	Ygnacio Valley	NC 135-03.0	2	-----	-----
307	GINA HEADS	10	Newport Harbor	SS 136-10.0	3	-----	-----
439	SOOZIE SHANLEY	10	Tulare	CE 137-11.0	4	-----	-----
163	LISA STEPHANEY	11	Hoover	CE 139-03.0	5	-----	-----
491	LESLIE WOOLERY	12	West Valley	ND 140-02.0	6	-----	-----
281	SCIA MAUMAUSOLO	12	Mt Carmel	SD 140-05.0	7	-----	-----
317	KRISTINA MATAAFA	12	Orange Glen	SD 145-08.0	8	-----	-----
90	SUZY POWELL	10	Downey	SJ 165-01.0	9	-----	-----



Reebok®

PROGRAM PRINTED BY:



COPIERS & FACSIMILE

BUY • RENT • LEASE
NEW & USED
MOST MAJOR BRANDS

SALES • SERVICE • SUPPLIES

JOHN DOOGAN
(213) 860-5744
(714) 995-5350

BOYS**1,600-METER RELAY**

HEAT ONE—1. Valencia, 3:17.85; 2. Vallejo, 3:18.08. Nonqualifiers included: 3. Dorsey, 3:19.72; 4. San Diego Patrick Henry, 3:21.78.

HEAT TWO—1. Santa Ana Foothill, 3:16.49; 2. Bakersfield, 3:16.92. Nonqualifiers included: 4. Birmingham, 3:23.08.

HEAT THREE—1. Berkeley St. Mary's, 3:12.82; 2. Muir, 3:18.96; 3. Eisenhower, 3:19.10. Nonqualifiers included: 4. San Diego Morse, 3:21.88; 5. LA Fremont, 3:22.64.

HEAT FOUR—1. Morningside, 3:16.65; 2. Oakland Bishop O'Dowd, 3:19.12. Nonqualifiers included: 5. Belmont, 3:24.88; 6. San Diego Lincoln, 3:28.27.

POLE VAULT

Lino (Brentwood Liberty), Slover (San Jose Leland), Phelps (Sacramento Christian Brothers), Johnson (Shingle Springs El Dorado), Calkins (Mill Valley Tamalpais), Brown (San Rafael Terre Linda), Akerstrom (Ukiah), Stern (Harvard) all 15-4; Buddin (Escondido Orange Glen)d, 15-0. Nonqualifiers included: Black (Hesperia), 15-0; Gehrke (DiamondBar), 14-8; Fipp (La Jolla), 15-4; Sigala (Garfield), Golden El Camino Real, 13-4; Gupta (Van Nuys), Mendosa (Hesperia), no height.

LONG JUMP

Dreher (Antelope Valley), 23-10½ (wind 1.85 m.p.s. aiding); Hunt (Fresno Bullard), 23-10½w; Jack (Canyon Springs), 23-2¾w; Hicks (Long Beach Wilson), 23-5½w; Tillis (Fairfield), 23-3¾w; Bishop (Taft, Central Section), 22-11¾w; Robinson (Apple Valley), 22-11½w; Wright (Castroville North Monterey County), 22-10¼w. Nonqualifiers included: 10. G. Taylor (San Diego Morse), 22-9¾; 16. Nadeau (Monroe), 22-3½; 17. C. Taylor (San Diego Morse), 22-2¾; 21. Richey (Poway), 21-11; 26. Robertson (Sylmar), 21-1¾; 27. Brownlee (Manual Arts), 21-1¼; 28. Hayes (Crenshaw), 19-7½.

TRIPLE JUMP

Parish (Marina), 49-0¾ (wind 1.3 m.p.s. aiding); Clark (Pasadena), 48-11¼; Massey (Long Beach Poly), 48-11; C. Taylor (San Diego Morse), 48-7¾; Haywood (Berkeley St. Mary's), 48-5¾w; Gumbs (Oakland Bishop O'Dowd), 48-3¾w (47-5¼ legal best); Ikpedowo (Long Beach Wilson), 48-2¾; Harrison (Wasco), 47-6¼; Mitchell (Hayward Mt. Eden), 47-1w. Nonqualifiers included: 11. G. Taylor (San Diego Morse), 46-7½; 12. Batiste (LA Banning), 46-4½w (44-9); 15. Jack (Canyon Springs), 45-4w (44-8); 18. Kilgo (Cleveland), 44-2½; Nadeau (Monroe), no fair jump; Jones (LA Fremont), did not jump.

SHOTPUT

Glock (Nogales), 61-2; Swanson (Hollister San Benito), 60-4¾; Lingenfelter (Upland)d, 59-2; Buckey (Bakersfield, 59-0½; Mancuso (Newport Harbor), 59-0; Smith (Crespi), 58-5; Mosman (Cordova Rancho Cordova), 56-6¾; Elbert (San Jose Yerba Buena), 55-9; Keles (Corcoran), 55-7. Nonqualifiers included: 10. Cienega (Escondido), 54-4¼; 13. Brown (Villa Park), 53-7; 16. Koch (Lakeside El Capitan), 50-9½; 18. Jones (Locke), 50-3; 21. McGuire (Imperial Beach Mar Vista), 49-5; 22. Sanders (Dorsey), 46-2½; 23. Pope (San Pedro), 42-6.

GIRLS**200 METERS**

HEAT ONE—1. Jones (Thousand Oaks), 22.71 (wind 1.72 m.p.s. aiding; state record, old mark, 23.19, S. Howard, Granada Hills Kenedy, 1980) (third fastest performance of all-time); 2. Gibson (Morningside), 24.37. Nonqualifiers included: 3. Conwright (Dorsey), 25.11; 4. Burton (La Mesa Helix), 25.13.

HEAT TWO—1. A. Anderson (Long Beach Poly), 24.36w (2.09 m.p.s.); 2. Johns (Sacramento Burbank), 24.74. Nonqualifiers included: 4. Lattimore (Granada Hills)d, 25.89.

HEAT THREE—Haddad (Long Beach Poly), 24.10w (2.36 m.p.s.). Nonqualifiers included: 3. Henderson (San Diego Morse)d, 25.00; Walker (Dorsey), did not start.

HEAT FOUR—1. Parker (Oakland Bishop O'Dowd), 24.32 (wind 1.05 m.p.s. aiding); 2. Arnold (Morningside), 24.32; 3. Sullivan (San Diego Serra), 24.78. Nonqualifiers included: 5. Midkiff (LA Fremont), 25.71.

1,600-METER RELAY

HEAT ONE—1. Muir, 3:53.00; 2. Long Beach Poly, 3:53.09; 3. San Diego Mt. Carmel, 3:53.44. Nonqualifiers included: 6. LA University, 4:10.79.

HEAT TWO—1. Oakland Bishop O'Dowd, 3:51.72; 2. Escondido San Pasqual, 3:53.07. Nonqualifiers included: 3. St. Bernard, 3:57.38; 7. LA Fremont, 4:09.65.

HEAT THREE—1. Union City James Logan, 3:53.58; 2. Oakland Skyline, 3:55.18. Nonqualifiers included: 4. Crenshaw, 4:06.21; Thousand Oaks, did not run.

HEAT FOUR—1. Morningside, 3:50.31; 2. Dorsey, 3:56.30. Nonqualifiers included: Poway, disqualified.

HIGH JUMP

Lazar-Lea (Vallejo), Boswell (Fresno Bullard), Jenkins (Danville San Ramon), Lawyer (Cate), Bowman (Newport Harbor), Duffey (Mountain View St. Francis), Kierulff (Esepranza), all 5-6; Morris (Laguna Hills), 5-5; Candidatge (Fresno Clovis West) and Churchill (Oakland Bishop O'Dowd), 5-4. Nonqualifiers included: Watson (Saugas), 5-2; Kraft (Carlsbad), Stallings (San Diego), Barnes (Van Nuys Grant), Hubbard (San Fernando) and Theriealt (Verdugo Hills), all 5-0; Warren (Narbonne), Grebing (San Diego Mission Bay), no height.

TRIPLE JUMP

Burnett (Lynwood), 40-11 (wind 1.0 m.p.s. aiding; national leader); Montgomery (Fresno Clovis West), 39-11; Sherwood (Watsonville), 39-3; Littlepage (San Diego Mt. Miguel), 38-10½; Henderson (Bakersfield), 38-9¾; Dolphin (Santa Monica), 38-6½w; Hanson (Union City Logan), 38-5½w (36-10¼ legal best); Lang (Compton Centennial), 37-10¾w; Knight (Long Beach Poly), 37-10¼4w (37-2¾). Nonqualifiers included: 10. Porter (Escondido Orange Glen), 37-9½; 12. Stark (Escondido San Pasqual), 37-3w (35-6¼); 19. Moreno (LA Lincoln), 34-11¾; 21. Hunter (LA University), 34-3; Dysonn (LA Banning), 33-11¾w; Johnson (Dorsey), Roberts (Muir), did not jump.

Friday night Track and Field

State Championships
at Cerritos College

Top nine advance to finals

Boys

100 — Volsan (Merced) 10.56; Bradley (Pius X) 10.51; 2. Washington (Southwest) 10.55. 200 — (heat 1) 1. Volsan (Merced) 21.48; (heat 2) 1. Washington (Southwest) 21.08, 2. Bradley (Pius X) 21.22, 3. Shephard (Lincoln/S.F.) 21.57; (heat 3) Dupree (Mt. Pleasant) 21.33w, 2. Lewis (Highlands) 21.51, 3. Hammond (Lincoln) 21.61; (heat 4) 1. Redd (Fontana) 21.50, 2. Branch (St. Mary's) 21.62. 400 — (heat 1) 1. Redd (Fontana) 47.99, 2. Johnson (Mission San Jose) 48.54, 3. Beloney (Oak Grove) 48.96; (heat 2) 1. Dupree (Mt. Pleasant) 47.68, 2. Turner (Morningside) 48.00, 3. Davis (Santa Ana Valley) 49.03; (heat 3) 1. Shephard (Lincoln/S.F.) 47.92, 2. Wuthrich (Wilson/Long Beach) 48.99; (heat 4) 1. Wilson (St. Mary's/Berkeley) 48.72. 800 — Katri (Fortuna) 1:53.70, (AA Stagg) 1:52.85, Woods (Duarte) 1:53.33, 1,600 — (heat 1) 1. DasNeves (Helix/San Diego) 4:15.95, Wilson (Newbury Park) 4:15.92, 2. Hickey (Foothill) 4:15.93. 110 HH — Davidson (Saddleback) 14.00w, Stokes (Thacher) 14.07w, Redmond (Vallejo) 14.11, Fulton (Mt. Pleasant) 14.57. 300 IH — Smith (Hawthorne) 37.97, Muniz (Woodbridge) 37.69, 2. Gayle (Roseville) 37.75. 400 Relay — Merced 42.02, Highlands/San Jose 42.12 2. Vallejo 41.78. 1,600 Relay — Foothill 3:16.49, St. Mary's 3:12.83, 2. Morningside (3:16.65).

High Jump — 1. Fischer (Camarillo) 6-8, 2. Childers (Woodland) 6-8, 3. Haynes (Corcoran) 6-8, 4. Kelly (Big Valley) 6-8, 5. Greenberry (Cabrillo) 6-8, 6. Davidson (California) 6-8, 7. Mitchell (Mt. Diablo) 6-8, 8. Carruthers (St. Francis) 6-7, 9. Gladden (San Lorenzo Valley) 6-7. Long Jump — Dreher (Antelope Valley) 23-10 1/2, Hunt (Bullard) 23-10 1/2w, Jack (Canyon Springs) 23-9 3/4w. Triple Jump — Parrish (Marina) 59-0 3/4, Clark (Pasadena) 48-11 1/4, Massey (L.B. Poly) 48-11. Pole Vault — Phelps (Christian Brothers) 15-4, 2. Slover (Leland) 15-4, 3. Lino (Liberty) 15-4, 4. Johnson (El Dorado) 15-4, 5. Calkins (Tamalpais) 15-4, 6. Brown (Terra Linda) 15-4, 7. Akerstrom (Ukiah) 15-4, 8. Stern (Harvard) 15-4, 9. Budin (Orange Glen) 15-0. Shot Put — Glock (Nogales) 61-2, Swanson (San Benito) 60-4 3/4, Ligenfelter (Upland) 59-2. Discus — Buckey (Bakersfield) 188-5, Swanson (San Benito) 182-3, 3. Wainwright (South Bakersfield) 177-4.

Girls

100 — Jones (Thousand Oaks) 11.24, Gibson (Morningside) 11.78, Anderson (L.B. Poly) 11.71. 200 — Jones (Thousand Oaks) 22.71, (meet record, old 23.19, S. Howard, Grandad Hills, 1980), 2. Gibson (Morningside) 24.37, (heat 2) 1. Anderson (L.B. Poly) 24.36w, 2. Johns (Luther Burbank) 24.74, 3. Ellison (Mt. Pleasant) 24.79; (heat 3) 1. Haddad (L.B. Poly) 24.10w; (heat 4) 1. Parker (Bishop O'Dowd) 24.32, 2. Arnold (Morningside) 24.43, 3. Sullivan (Serra) 24.78. 400 — (heat 1) 1. McLin (Eisenhower) 55.37, 2. Pieslak (Menlo-Atherton) 56.26, 3. Dring (Mt. Carmel) 56.55; (heat 2) 1. Nichols (Bakersfield) 55.22, 2. White (Morningside) 56.22; (heat 3) 1. Gilliam (Pittsburg) 55.71, 2. Jayasinghe (Arcadia) 55.91; (heat 4) 1. Walker (Dorsey) 56.62, 2. Freeman (Skyline/Oakland) 56.76. 800 — Engesser (Ocean View) 2:13.59, Muething (Amador Valley) 2:13.88, Woolheater (Casa Grande) 2:12.6. 1,600 — Hsu (San Marino) 5:03.28, Miller (North Bakersfield) 5:03.65, Skieresz (Agoura) 5:04.03. 100 HH — Warner (West Bakersfield) 13.99w, Odom (Independence) 13.96w, Sims (Lompoc) 13.98, Grant (Bishop O'Dowd (Oakland) 14.15. 300 HH — Sims (Lompoc) 43.68, Lazar-Lea (Vallejo) 43.78, Blunt (San Pasqual) 43.87. 400 relay — Morningside 46.80, Mt. Pleasant/San Jose 48.51; Bakersfield 47.93, Muir 48.06, Morse/San Diego 47.83, Skyline/Oakland 47.89, Pius X 48.22, Vallejo 48.47. 1,600 relay — Long Beach Poly (3:53.09, Mt. Carmel 3:53.44; (heat 2) 1. Bishop O'Dowd 3:51.72, 2. San Pasqual 3:53.07, Logan 3:53.58, Skyline/Oakland 3:55.18, Morningside 3:50.31, 2. Dorsey 3:56.30.

High jump — (7 at 5-6) Kieruff (Esperanza), Duffey (St. Francis), Bowman (Newport Harbor), Lawyer (Cate), Jenkins (San Ramon), Boswell (Bullard), Lazar-Lea (Vallejo); (1 at 5-5). Morrison (Laguna Hills); (2 at 5-4) Candidate (Clovis West), Churchill (Bishop O'Dowd). Long jump — 1. Ferguson (Washington) 20-3 3/4w, 2. Sterlin (Mission Viejo) 19-9w, 3. Figueroa (Quartz Hill) 19-4 1/2w, 4. Warner (W. Bakersfield) 19-3 1/2w, 5. Haynes (Bishop Montgomery) 19-3 1/4w, 6. Burton (Helix/San Diego) 19-0 1/4w, 7. Potter (West Valley) 18-7 1/4w, 8. Anderson (L.B. Poly) 18-3 3/4, 9. Ellison (Mt. Pleasant) 18-2 3/4w. Triple jump — 1. Burnett (Lynwood) 40-11, 2. Montgomery (Clovis West) 39-11, 3. Sherwood (Watsonville) 39-3, 4. Littlepage (Mt. Miguel) 38-10 1/2, 5. Henderson (Bakersfield) 38-9 3/4, 6. Dolphin (Santa Monica) 38-6 1/2, 7. Hanson (Logan) 38-5 1/2, 8. Lang (Centennial/Compton) 37-10 3/4, 9. Knight (L.B. Poly) 37-10 1/4. Shot Put — Heaston (Ygnacio Valley) 47-7 3/4, Brownlee (Westlake) 44-3, Reusa (Livingston) 44-0. Discus — Powell (Downey) 165-1, Mataafa (Orange Glen) 145-8, Maumausolo (Mt. Carmel), 4. Woolery (West Valley) 140-2, 5. Stephaney (Hoover) 139-3, 6. Shanley (Tulare) 137-11, 7. Heads (Newport Harbor) 136-10, 8. Heaston (Ygnacio Valley) 135-3, 9. Misipeka (Temecula Valley) 133-11.

JULY 1992

CALIFORNIA

Track News



92/09

Walt Lange
4920 Oak Leaf Avenue
Carmichael CA 95608 *

BULK RATE
U.S. POSTAGE
PAID
Fresno, CA 93706
Permit No. 629

Track & Field ■ Cross Country

Eighteenth Year



1992 CIF / Reebok California High School State Meet

By DOUG SPECK

June 5 & 6, 1992. Cerritos.

The always super-exciting California State Track Meet, this year's the Seventy-Fourth. A crowd of 10,320 came to Saturday's Meet, with the scheduling of Finals' action a bit earlier than in the past seeming to work out fine. Southern Section Associate Commissioner Dean Crowley, Meet Manager Earl Engman, and staff deserve another hearty "thank you" from all participants, coaches, and those with an interest in the sport for another "job well-done." Marion Jones is always at her best for these meets, with some exciting team contests along the way, but you need to read on for that.

Qualifying for the Finals in this Meet on Friday is done with four heats in all running events except for the 1600 and 3200. The winner from each heat and the next five fastest times from all of the heats combined move on to the nine athlete finals. In the 1600 the first three from each of two heats and the next three fastest times beyond those places moved on to the Finals. The 3200 was a Saturday only, "one race," finals event. Nine athletes from field event qualifying are forwarded into Saturday's Finals.

Boys

100 Meters


This sprint event would be a great one. The state had a large group of talented athletes who seemed very close on paper. The Sac Joaquin section was particularly strong, with junior Anthony Volson (Merced) 10.47w-10.54 and soph Ali Evans (Vallejo) 10.59-10.43w, and 10.60w not get-

ting out of the Section Finals on to state. Riley Washington (Southwest, San Diego) was 4th in State in 1991, with a 10.55 from his '92 Section Finals. Amazing frosh duo from West Bakersfield, Marques Holliwel (10.62) and Bryan Howard (10.66), were for real, with Holliwel taking Volson and Washington in the Arcadia 100, with the duo all within .01 (and Washington sick the week of that meet). Shon Lewis (Wilcox, Santa Clara) was 10.64, Dione Tyler (Millikan, Long Beach) improving to 10.67 in his Section Finals, and Frank Madu (McAteer, San Francisco) 10.66 a tough veteran.

State Prelim action went pretty true to form, with soph Ali Evans winning heat 1 narrowly over Football star, Shon Lewis 10.61-10.63 (wind +1.44), with Sac Joaquin power continuing through the other heats. Anthony Volson took race 2 at 10.56 (+1.19 wind), with Brian Lewis winning Heat 4 at 10.59 (wind +1.32). Heat 3 was interesting, with Gentry Bradley, always thought of a much better 200m runner, racing down quick starting Riley Washington 10.51-10.55 (+1.66). Surprise of the Heats was Paul Turner (University City, San Diego), as his 10.64 brought him close to Lewis near the end of their race. Unfortunately, fine frosh Marques Holliwel (West Bakersfield) was the 10th time and non-finalist at 10.70, with a great Championship race assured with nine athletes with bests of between 10.51 and 10.69 in the Trials.

The Finals of the 100, as interestingly as these great match-ups sometimes go, was a total blow-out, with one very capable athlete putting it all together here and leaving a super group in his wake. The wind was +1.97 meters per second behind the athletes as they toed the line at 5:00 on Saturday evening. Soph Ali Evans was the

only one noticeably behind the group out of the blocks. At the twenty meter mark when athletes came to the upright position after their low acceleration from the blocks, Riley Washington was starting to already edge away from the field. With some varying rates of acceleration and deceleration among those in the event one expected someone to move on the flying San Diegan, but it just never happened. Washington pow-



RILEY WASHINGTON
100 Meters

Photo by Bill Cockerham

ered into the tape a full two meters ahead of the fast-firishing Gentry Bradley, with even those very conservative hand-timers in the stands amazed at the times their stopwatches read, with all sure that they had watched something very impressive with Washington's margin of victory. The results were simply the best 100 meters ever run in a State Finals event, with Washington not marginally lowering Henry Thomas's 10.44 from the 1984 one-day State Meet, but reducing it massively, to 10.30, among the top fifteen prep times ever run, and the equal number

two Californian prep clocking ever with Quincy Watts' 10.30 at altitude from 1987 and just behind Henry Thomas's all-time best of 10.25 from 1985. It is hoped that the University of Nebraska-bound footballer will have time for track in College. The pack behind Washington was quick, with Bradley (10.46), and the Sac-Joaquin underclass duo of Volson (10.50) and Evans (10.52) finishing next.

Finals:

- Riley Washington (12) SoWest 10.30SR
 - Gentry Bradley (12) Pius X 10.46
 - Anthony Volson (11) Merced 10.50
 - Ali Evans (10) Vallejo 10.52
 - Paul Turner (11) Univ City 10.60
 - Shon Lewis (11) Wilcox 10.65
 - Brian Lewis (11) Highlands 10.66
 - Frank Madu (12) McAteer 10.72
 - Scott Hammond (12) Lincoln DNF
- Heat 1: 1. Ali Evans (10) Vallejo 10.61, 2. Shon Lewis (11) Wilcox 10.63, 3. Marques Holliwel (9) W.Bakersfield 10.70, 4. Rod Branch (11) St. Mary's 10.80, 5. Charles Cates (12) Locke 10.90, 6. Akinsha Page (11) Oakland Tech 11.08, Kevin Devine (11) Nogales DQ. Heat 2: 1. Anthony Volson (11) Merced 10.56, 2. Scott Hammond (12) Lincoln 10.65, 3. Bryan Howard (9) W.Bakersfield 10.75, 4. Anthony Jones (12) Gardena 11.12, 5. Tim Cooper (10) DeAnza 11.18, 6. Michael Guider (12) Weed 11.26, Deon Tyler (12) Millikan DNF. Heat 3: 1. Gentry Bradley (12) Pius X 10.51, 2. Riley Washington (12) Southwest 10.55, 3. James Barragan (12) Millikan 10.77, 4. Rob Rice (11) Mt. Pleasant 10.82, 5. Jaime Houston (10) Lemoore 10.89, 6. Patrick Abdelkerim (12) Birmingham 11.06, 7. Jonah Anderson (11) Las Lomas 11.13. Heat 4: 1. Brian Lewis (11) Highlands 10.59, 2. Paul Turner (11) University City 10.64, 3. Frank Madu (12) McAteer 10.69, 4. Corey Alexander (12) Valencia 10.78, 5. Paul Bradford (12) Carlmont 10.87, 6. Tony Serpas (11) Birmingham 10.88, 7. Raymond McLennan (12) Pittsburg 11.03.

CIF / Reebok California State Meet

200 Meters

The longer dash event would be another strong one, with Gentry Bradley (Pius X, Downey) taking over the national lead for a time with a 21.19 in the Southern Section Divisional affair. Anthony Volson (Merced) was 21.18w in the Section Meet and 21.33 wind legal earlier. With Mt. Pleasant (San Jose) having dropped the baton in the 4x100 in Section action (after a 41.15 earlier in the year), defending State 400m champion Richard Dupree (46.72 there) would be dangerous here (21.32w-21.56). State 400 leader Derek Sheppard (46.68) was solid at 21.24w, with Ali Evans (Vallejo) around again at 21.48 (21.37w), and Shon Lewis (Wilcox, Santa Clara) 21.58. Better known earlier in his career as a Long Jumper, Scott Hammond (Lincoln, San Diego) had improved to 21.42 (21.31w), with fellow San Diegan Riley Washington (Southwest) 21.59 in winning that Section. There were a lot of fast people!

The fine sprinting of this weekend continued over 200 meters, but it was mixed in with a little tragedy. Anthony Volson continued to show the Sac Joaquin power, taking Heat 1 in 21.48 (wind +1.29), with Riley Washington, starting from a Prelims 100 defeat by rival Gentry Bradley, blasting the entire event in Heat 2 to record the equal #4 clocking in the nation at 21.08. Richard Dupree (Mt. Pleasant, San Jose), who runs with a short, economical looking stride, appeared to be far from all-out in taking heat 3 at 21.33w (+2.29) after racing past early leader Brian Lewis off the turn. Heat 4 was where tragedy individually and team-wise struck. Soph Ali Evans could not hold in the blocks, and moved so obviously early off the line that the starters, who seemed very generous to athletes in marginal jump situations this weekend, really had no choice but to disqualify the young athlete favored to place high here and help the Vallejo team scoring. James Redd (Fontana) moved to a Heat 4 win Evans' absence in 21.50 (+1.74). Again, with everyone together and pushing all-out in the Finals the half-lap event would be another special one.

A surprisingly short time (only 30 minutes) after the 100 many of the same group lined up for what would be a great 200. After the 200 qualifying the night previous and his effort over 100 meters, all eyes were on Riley Washington in Lane 5, with his reaction to the gun interestingly the slowest in

the field. Gentry Bradley has always been a bit better at the 200 than the 100, with his efforts around the turn when he is all-out really a neat piece of work to watch. With 3.05 meters per second of wind behind the group, over the allowable for record purposes, the



GENTRY BRADLEY—200 Meters

Photo by Bill Cockerham

6-0 175 pound Bradley had a full two meters on the field as he blazed into the straightaway from the wide confines of Lane 6. Washington raced a spirited last 100, eating up most of the lead, but Bradley was the winner by a half a meter in a fine 20.97w-21.02w. Bradley will be a fine college sprinter.

Finals:


- 1 Gentry Bradley (12) Pius X 20.97
- 2 Riley Washington (12) SoWest 21.02
- 3 Anthony Volson (11) Merced 21.16
- 4 Brian Lewis (11) Highlands 21.60
- 5 Derek Sheppard (12) Lincoln 21.61
- 6 James Redd (12) Fontana 21.70
- 7 Rod Branch (11) St. Mary's 21.74
- Scott Hammond (12) Lincoln DNF
- Richard Dupree (12) MiPleas DNF

Heat 1: 1. Volson (Merced) 21.48. (Non-qualifiers included:) 3. Hazel (Gahr) 21.97, 4. Davis (Santa Ana Valley) 22.17, 5. Lloyd (Carson) 22.40, 6. Zent (Santee West Hills) 22.75. Heat 2: 1. Washington (San Diego Southwest) 21.08, 3. Shepard (SF Lincoln) 21.57. (Non-qualifiers included:) 7. Cates (Locke) 22.58. Heat 3: 1. Dupree (San Jose Mt. Pleasant) 21.33, 2. Lewis (Sacto Highlands) 21.51, 3. Hammond (San Diego Lincoln) 21.61. (Non-qualifiers included:) Serpas (Birmingham), Tyler (Millikan) DNR. Heat 4: 1. Redd (Fontana) 21.50, 2. Branch (Berkeley St. Mary's) 21.62. (Non-qualifiers included:) 4. Jones (Gardena) 22.27, Evans (Vallejo) DQ.

400 Meters

A big early-season showdown had Derek Shepard (Lincoln, San Francis-

co) take Mt. Pleasant's Richard Dupree 46.68-46.72. Milton Hughes (Stagg, Stockton) had conquered Shepard at Mt. SAC in 47.08, but dropped this event to concentrate against a super 800 meter field this weekend. James Redd (Fontana)



DEREK SHEPARD—400 Meters

Photo by Bill Cockerham

steadily improved over the season, racing 47.29 in the Section State Qualifier. Tough Chrystin Wuthrich (Wilson, Long Beach) 47.70, Jimmy Johnson (Mission San Jose, Fremont) 47.87, and the strong St. Mary's (Berkeley) duo of Jesse Wilson (47.81) and Damien Sullivan (47.97) were under 48.0. Future great in the field is soph Andre Desaussure (Royal, Simi Valley) who showed aggressive style in a 48.37 Southern Section run.

A trio definitely emerged ahead of the pack during qualifying. James Redd (Fontana) accelerated past early Heat 1 leader, impressive junior Jimmie Johnson (Mission San Jose, Fremont), down the stretch in a 47.99 win. Richard Dupree raced as controlled a 47.68 as ever has been seen in taking Heat 2 over Edward Turner (Morningside, Inglewood) 48.00 in Heat 2, with Dupree's piston-like short and controlled stride seeming to put no limits on his eventual potential. Richard can be world-class if he sticks with the sport. Heat 3 was taken by Derek Shepard (despite what other spellings you may have seen Shepard is the correct spelling), with the Bay area star racing 47.92 from the farthest outside Lane 8, not seeing anyone else the entire event. With team and individual honor on the line in the Finals, Redd, Dupree and Shepard appeared capable of well under 47.0.

Interestingly, Richard Dupree was not present at the starting line for the 400 finals, with rumors of motel shenanigans Friday evening requiring Coach Steve Nelson to scratch his star from Saturday's meet. With the air kind of let out of the event, Derek Shepard took things out, and was the early leader through 100 meters. Jack Beloney, talented junior from Oak Grove in the Central Coast Section, really charged the backstretch, leading through the 200 meter point at 22.7. Shepard was a meter back there, but really went to work the third 100 meters around the south turn. Charging through the 300 at 34.6, Shepard had a four meter lead at that point, with James Redd able to take a meter off of that down the final stretch, with the San Franciscan emerging the winner 46.95-47.25. Shepard probably ran under 47.0 as many times as any state one lapper in recent years.

Finals:

- 1 Derek Shepard (12) Lincoln 46.95
 - 2 James Redd (12) Fontana 47.25
 - 3 Crystin Wuthrich (12) Wilson 48.04
 - 4 Edward Turner (11) Morningside 48.09
 - 5 Jesse Wilson (12) St. Mary's 48.41
 - 6 Jimmie Johnson (11) MissSJ 48.81
 - 7 Anthony Davis (12) SAna Vly 49.42
 - 8 Jack Beloney (11) Oak Grove 49.54
- Richard Dupree (12) Mt. Pleasant DNR
- Heat 1: 1. James Redd (12) Fontana 47.99, 2. Jimmie Johnson (11) Mission San Jose 48.54, 3. Jack Beloney (11) Oak Grove 48.96, 4. Jaye McMillan (12) Gardena 50.11, 5. Jose Curiel (11) Live Oak 52.25, Akiem Brown (12) Serra DNF, Mike Barta (12) Rio Americano DQ. Heat 2: 1. Richard Dupree (12) Mt. Pleasant 47.68, 2. Edward Turner (11) Morningside 48.00, 3. Anthony Davis (12) Santa Ana Valley 49.03, 4. Jerry Harris (11) Morse 49.71, 5. Eric Alston (12) Pittsburg 49.79, 6. Mike Moquel (12) Birmingham 50.57, 7. Damian Bradshaw (12) Tulare Western 51.25. Heat 3: 1. Derek Shepard (12) Lincoln 47.92, 2. Crystin Wuthrich (12) Wilson, LB 48.99, 3. Ben Martinez (11) Belmont 49.40, 4. Damien Sullivan (12) St. Mary's 49.44, 5. Allen Lolius (12) Bakersfield 50.01, 6. Rodney Jolter (11) Castlemont 54.88, Eddie Baragan (12) Vallejo DNF. Heat 4: 1. Jesse Wilson (12) St. Mary's 48.72, 2. Andre Desaussure (10) Royal 49.17, 3. David Bauer (12) Madera 49.71, 4. Paul Bell (12) Sequoias 50.15, 5. Alex Vandyle (12) Luther Burbank 50.48, 6. Rashaan Salaam (12) LaJolla Country Day 51.42, Jaffers Bailey (12) El Camino Real DNF.

800 Meters

The event of the Meet was the Boys 800 Meters. Bryan Woodward (Poly, Long Beach) had raced 1:50.76 to win

CIF / Reebok California State Meet

at Arcadia, with Milton Hughes (Stagg, Stockton) SAT'ing that weekend, but coming back with a 1:51.06 at Mt. SAC the next weekend. Brian Wilkinson (Merced) had raced 4:11.17 to win the 1600 at Arcadia against all the State's best, and had a 1:51.19 800 best in trading wins all spring long with Hughes. Mike Katri (Fortuna), State Division IV Cross Country Champion, had dallied in the 1600 early in the season, but came back to the two lap event and was down to 1:51.22 in the North Coast. Each of the above runners offers interesting contrasts. Woodward is a large and very powerful runner. Bryan ran Cross Country this Fall, and had relayed as fast as 47.0 this spring, but his ace card was overall strength. Hughes is a tall, loping runner who had run 47.08 in the Open 400m event, and seems to float weightless over the ground. Wilkinson is an average-sized junior with a great blend of speed and endurance, with great potential shown since his ninth grade year when he ran 1:57.5 for 800 meters. Katri offers a good blend of cross country runners endurance and above average speed. There was back-up to the above group with thirteen entered in the State Meet with bests of under 1:54.0! Event novices Adam Herndon (Bishop O'Dowd, Oakland) 1:52.65 and John Lockard (Logan, Union City) had raced 1:53.03 behind North Coaster Katri, with Alfonso Mitchell (Monterey) the event darkhorse off a 1:53.01 best and comfortable Central Coast wins.

The Merced crew took one look at the schedule with Wilkinson's 800-1600 double and wanted no part of it. We all remember Coley Candaele staggering in at the finish of the State Finals 800 a couple of years back after winning the 1600. All the above mentioned favored trio were heat winners on Friday. Woodward had to put out the least, with the Long Beach Poly star getting out in front and keeping it slow through a 56.4 opening 400 (1:26.0 600m), then holding the pack back over the final 150 meters during a 1:56.58 Heat 1 win. Woodward's slow pacing set up his win, but no one in that heat moved onto the Finals. Heat 2 had Mike Katri following very impressive Monterey junior Alfonso Mitchell through a 54.7 400 before moving by down the backstretch and maintaining a five meter margin through the tape in a 1:53.70 win. Milton Hughes was his usual awesome self

in Heat 3, bounding out through 26.0-54.7-1:21.8 half lap splits, having a 20 meter lead through the 600, then seeming to jog in to his 1:52.85 heat winning time. Talented Duarte junior, Nathan Woods, battled with soph Vondre Armour (Bakersfield) through the 600 in Heat 4, with Woods winning at 1:53.33 and Adam Herndon (O'Dowd, Oakland) next at 1:53.95. It took 1:54.47 after Woodward's automatic winning 1:56 was taken out to make the nine person final. This one would be worthy of all of our attention in Saturday's finals.

The Finals in this event let no one down. It was a classic race. It was fast, but there was an element of tactics with so many good competitors involved. Bryan Woodward was the leader as the event cut for the pole after going around the first turn in lanes. Junior Nathan Woods adopted a familiar position off the Long Beach Poly star's shoulder as they came through the 200 at 25.3. Armour moved to third off Woods' shoulder as they

Wilkinson under uncrowded conditions. Hughes had no place to go down the backstretch. Past the 600 mark at 1:21.2 Katri had a couple meter lead. Just past that point Hughes motored around those ahead of him and went in chase. During a furious homestretch sprint Katri maintained a one meter margin into the tape, with the cross-country star emerging victorious over the 47.0 400 meter runner Hughes, 1:49.56-1:49.64. Woodward was third at 1:50.22. We should hear from that first trio in a big way during their college careers. Rumors had Katri at Humboldt State or Oregon, Hughes at Arkansas, and Woodward at Georgetown, all great choices.

Finals:

- 1 Mike Katri (12) Fortuna 1:49.56
- 2 Milton Hughes (12) AA Stagg 1:49.64
- 3 Bryan Woodward (12) LBCh Py 1:50.22
- 4 Nathan Woods (11) Duarte 1:52.70
- 5 Adam Herndon (12) O'Dowd 1:53.47
- 6 Vondre Armour (10) Bkersfield 1:53.72
- 7 Brian Steip (12) Peninsula 1:53.77
- 8 Alfonso Mitchell (11) Monterey 1:56.93
- 9 Nick Collins (12) Castlemont 2:01.33



MIKE KATRI—800 Meters

Photo by Bill Cockerham



**DANIEL DAS NEVES
1600 Meters**

Photo by Kirby Lee

headed into the homestretch, with Milton Hughes running on the pole, comfortably loping behind the leading trio. The 400 went by at 53.0. As the race headed into the backstretch it was Mike Katri who made the first decisive move of the event, charging by and into the lead. No one seemed really ready to respond, with Hughes' position in the event at that point a negative factor. The Stockton star has never really had to run in one of these events where he had to deal with a talented pack, rather dominating local fields off a quick start or racing against local rival Brian

Heat 1: 1. Bryan Woodward (12) Long Beach Poly 1:56.58, 2. Greg Robeson (12) Mt. Carmel 1:56.75, 3. Joel Lopez (12) Fillmore 1:57.02, 4. Colin Dean (11) Bishop O'Dowd 1:57.06, 5. Tyson Thomas (12) St. Francis 1:59.34, 6. Ramone Clark (11) Dorsey 2:05.12, 7. Spurgeon Edwards (11) McAteer 2:12.80. Heat 2: 1. Mike Katri (12) Fortuna 1:53.70, 2. Brian Steip (12) Peninsula 1:54.30, 3. Alfonso Mitchell (11) Monterey 1:54.57, 4. Jeff Dresser (12) Del Campo 1:56.38, 5. Nyrone Bernard (12) Venice 1:56.49, 6. Greg Wheeler (11) Shasta 1:58.43. Heat 3: 1. Milton Hughes (12) Stagg 1:52.85, 2. Nick Collins (12) Castlemont 1:54.45, 3. John Lockard (11) Logan 1:56.83, 4. Anthony Fisher (12) Maranatha 1:57.06, 5. Travis Jackowski (12) Mira

Mesa 1:59.69, 6. Orlando Bustamante (12) Locke 2:00.82, 7. Adrian Garcia (11) Roosevelt 2:05.66. Heat 4: 1. Nathan Woods (11) Duarte 1:53.33, 2. Adam Herndon (12) Bishop O'Dowd 1:53.95, 3. Vondre Armour (10) Bakersfield 1:54.37, 4. Scott Cervilli (10) Santa Theresa 1:56.44, 5. Omar Napanjo (12) Garfield 1:56.51, 6. Jesse Camp (10) El Capitan 1:56.55, Brian Wilkinson (11) Merced DNF.

1600 Meters

The four lap event was another great one! Brian Wilkinson (Merced) had shocked with a 4:12 in winning at Fresno in early April, then blazed 59.2 for the final 400 in a big 4:11.17 Arcadia win. Daniel Das Neves (Helix, La Mesa), the Brazilian over-age junior (this will be his last season of eligibility) was 4:08.63 and 3:48.73 for 1500 meters. Wilkinson comes from more of a half-milers perspective (1:51.19 best), with Das Neves a Kinney National Finalist in Cross-Country.) The race here would be a classic, with Das Neves needing to push the pace, something he was not able to do sufficiently at Mt. SAC over 1500 meters, where he finished 5th in 3:55.45, with Angel Martinez (San Gabriel) winning at 3:50.47.

There were many others with talent! Jeff Wilson (Newbury Park) let it out in the Southern Section State Qualifier, racing 60.0 for the final 400 in a 4:09.75. The Southern Section was strong again, with T.J. Reyes (Lakeview) 4:10.29, last year's State runner-up Todd Tressler (San Marcos, Santa Barbara) 4:10.70, Goss Lindsey (Peninsula, Rolling Hills Estates) 4:11.58, and Ryan Wilson (Agoura) 4:12.44. Brian Keim (San Pasqual, Escondido) 4:13.80 was good from San Diego.

The 1600 meter heats were pretty tough, as advertised. Daniel Das Neves showed surprising staying power in Heat 1, maintaining the lead through 3:16.6 at the 1200 mark, then keeping ahead of sub-1:54 800m runners Brian Wilkinson, Todd Tressler, and Goss Lindsey during the final 150 meter sprint to win at 4:16.07. The mentioned foursome were the qualifiers out of the first Heat. TJ Reyes pushed heat two after a 66.5 opening 400, racing the second lap in 63.6, with Jeff Wilson taking over at 3:13.7 for the 1200. Jeff kept ahead of surprising Foothill (Bakersfield) junior Terry Hickey, Reyes, Ryan Wilson, and Brian Keim to win that race at 4:15.92, with five qualifiers from that event. Great race coming up in the Finals!

CIF / Reebok California State Meet

Boy, there were a lot of great races in this Meet, with this one fulfilling most everyone's expectations. Interest seemed to center around how the tough distance runner, Das Neves, could hold up to the finishes of Wilkinson, Lindsey, and Tressler, all of whom were sub-1:54 800m runners, and Jeff Wilson, who had intensity to finish with anyone. The talented group started the event casually, with the pacing duties handed to Terry Hickey, with the pack 63.7 through the 400. Things continued to dwindle during a 32.9 third 200 (4:23 1600m pace), with Jeff Wilson taking over the lead at the 800 at 2:08.9 (4th 200 32.3), and upping the ante. Wilson accelerated to 31.4 for the fifth half lap (1000 meters 2:40.3), with all but Brian Keim still part of the pack. Goss Lindsey took the lead down the homestretch as the group headed for the gun, with a big last lap assured. Goss was ahead through 3:11.7, with Das Neves closest. During a big last lap sprint the Brazilian edged ahead, and surprisingly accelerated once again better than anyone in the field over the final 150 meters, winning by ten meters over Lindsey at 4:09.54. Daniel was under 58.0 for the final 400, with a 2:00.0 last two laps! Hopefully the charge of Luis de Oliveira, famous a few years back for his guidance of Mary Decker and Joaquim Cruz, will grace a local college with his talents for the next four years. His two consecutive state meet wins in real pressure cooker situations show the class and preparation of the fine Helix star. **Finals:**

1 Daniel DasNeves (11) Helix 4:09.54
 2 Goss Lindsey (12) Peninsula 4:11.25
 3 Brian Wilkinson (11) Merced 4:11.57
 4 Jeff Wilson (12) Newbury Park 4:12.42
 5 Ryan Wilson (11) Agoura 4:13.25
 6 Todd Tressler (12) San Marcos 4:14.18
 7 T.J. Reyes (12) Lakewood 4:16.39
 8 Terry Hickey (11) Foothill 4:17.55
 9 Brian Keim (12) San Pasqual 4:26.24
Heat 1: 1. Daniel DasNeves (11) Helix 4:15.95, 2. Brian Wilkinson (11) Merced 4:16.07, 3. Todd Tressler (12) San Marcos 4:16.21, 4. Goss Lindsey (12) Peninsula 4:17.68, 5. Mark McManus (12) St. Ignatius 4:19.99, 6. Jeff Hartlin (12) Amador Valley 4:21.00, 7. Mike Powers (10) Fremont Christian 4:23.54, 8. Keith Hensley (11) El Cajon Valley 4:23.55, 9. Polo Duarte (12) Madera 4:24.40, 10. Darren Holman (9) Sonora 4:26.43, 11. Dave Flynn (12) Alhambra 4:41.06, 12. Colin Marian (12) Birmingham 4:42.79. **Heat 2:** 1. Jeff Wilson (12) Newbury Park 4:15.92, 2. Terry Hickey (11) Foothill 4:15.93, 3. T.J. Reyes (12) Lakewood 4:15.99, 4. Ryan Wilson (11) Agoura 4:16.85, 5. Brian Keim (12) San

Pasqual 4:17.25, 6. Chris Gaston (12) Cardinal Newman 4:27.42, 7. Morris Giddens (11) Gardena 4:28.18, Alvaro Mejia (11) Birmingham 4:28.45, 9. Tyson Thomas (12) St. Francis 4:29.72, 10. Ahmik Jones (12) Livermore 4:30.86, 11. Jose Trujillo (12) Golden West 4:33.81, 12. Charles Williams (11) Hogan 4:34.98, 13. Jared Scoures (12) West Valley 4:35.52, 14. Dan Lilot (12) Lowell 4:36.85.

3200 Meters

Angel Martinez (San Gabriel) is the nation's most talented distance runner. He has not won them all, and has had some problems with eligibility, and if you talk to Coach Michelle Bucchichio a love for full-court basketball the day of track meets. Anyway, it seemed to be coming together near the end of his senior year, as he pulled away from a very good pack to win the Southern Section qualifier at 8:56.99 with a 4:24.8 final 1600 and 2:06 final 800. Daniel Das Neves (Helix, La Mesa) was 9:10.87 and 8:20.59 (3000m) during the season, with the 1600 heats on Friday and tough 1600 Final on Saturday prior to the race here Saturday evening. The Southern Section's Margarito Casillas (Hoover, Glendale) 9:05.79 and Fernando Mendoza (Channel Islands, Oxnard) 9:08.78 were the only other ones who seemed talented enough to stay with Angel for a while, with tall Cruz Gallegos (Centennial, Corona), strong in Cross Country, shocking with improvement late in the season that had him run 4:14.70 and 9:11.74 for the two distance events. Jorge Rivera (Delano) was 9:17.67 at the end of a Central Section double, with junior Nazario Romero (San Pasqual, Escondido) 9:15.51, and Jason Balkman (Lynbrook, San Jose) a future great off his 9:22.15 as a frosh athlete.

Angel Martinez was interested in a fast time here, but had never run the event yet this season with a fast first 1600. Fine Delano junior Jorge Rivera led the pack through the first lap in a quick 63.3, with Martinez taking the lead through the 800 at 2:12.2. Angel and tall Cruz Gallegos rolled through 3:18.4 and 4:25.1 lap posts, with the duo having a thirty meter lead over the pack at the end of four circuits. Rolling through laps of 69.1-70.0 and 70.9 Martinez finally shook Gallegos to lead by 40 meters at the gun. Showing real spirit while racing all by himself over the final lap, local distance fans had their last look at the special San Gabrielian, as he raced 61.4 for that last 400 and an 8:56.34 win. Angel ran

8:56 as a soph, and with a decision to concentrate on 1500-mile events for the rest of the summer, ending his



ANGEL MARTINEZ—3200 Meters
 Photo by Bill Cockerham

senior year far short of the time he could have run with good, steady competition and help during the latter parts of a 3200m event. Gallegos finished the season as the most improved distance runner in the nation at 9:02.90 in second. Jacques Sallberg (Muir, Pasadena) made another addition to the nation's most impressive set of school records with his 9:04.19 in third.

Final:
 1 Angel Martinez (12) San Gab 8:56.34
 2 Cruz Gallegos (12) CentCor 9:02.90
 3 Jacques Sallberg (12) Muir 9:04.19
 4 Daniel DasNeves (11) Helix 9:05.42
 5 Fernando Mendoza (12) ChlSid 9:06.78
 6 Nazario Romero (11) SPasq 9:08.14
 7 Margarito Casillas (11) Hoover 9:11.52
 8 Mike Prindville (11) DeLaSalle 9:13.50
 9 Jorge Rivera (11) Delano 9:16.84
 10 Ricardo Brewer (11) No.Bkfld 9:17.40
 11 David Monk (12) Fairfield 9:19.83
 12 Mabrakon Kefezighi (10) SD 9:19.95
 13 Jason Tackette (11) MirLoma 9:20.47
 14 Stuart Ellington (12) Milpitas 9:21.59
 15 Matt Creason (10) Eureka 9:21.88
 16 Austin Matulonis (12) OakRid 9:25.63
 17 Jason Balkman (9) Lynbrook 9:26.90
 18 Alvaro Mejia (11) Birmingham 9:30.75
 19 Polo Duarte (12) Madera 9:32.58
 20 Morris Giddens (11) Gardena 9:33.00
 21 Mohammed Elmi (10) Mt. Pl 9:37.59
 22 James Scarbrough (12) Skyl 9:37.60
 23 Mall Miles (12) Shasta 9:37.90
 24 John Kelly (10) DeLaSalle 9:38.05
 25 David Irias (12) Belmont 10:03.1
 26 Alex Smith (12) Lowell 10:05.9
 27 Matt Gruner (12) Fairfax 10:10.5
 Ahmik Jones (12) Livermore DNF

110 Meter High Hurdles

Chris Redmond (Vallejo) came on strong with a 14.04w in Section Finals action, with Charlie Davidson (Saddleback, Santa Ana) best from the south with a 14.27 State Qualifier. Demond Smith (Hawthorne) 14.35 had big-meet experience, with tall Keith Moton a 14.39 best. Relative unknown Anthony Brockington (Stagg, Stockton) followed Redmond in the Sac Joaquin Finals at 14.38w. Drue Powell (Reseda) won the L.A. Citv at 14.50 (into the wind) with Terry Fulton (Mt. Pleasant, San Jose) 14.46 running for Championship team points.

In Heat races Demond Smith looked very solid in #1, racing 14.32 (+1.53 wind), with Charlie Davidson blasting a 14.00w (+2.63) in the second qualifier. Marcus Stokes, from a tiny private school, Thacher of Ojai, was more surprising in Heat 3, using +2.22 meters per second of wind to blast 14.07w. Chris Redmond (Vallejo) was a steady final Heat winner with a 14.11 (+1.87). Vallejo would be in the thick of the team contest on Saturday night, with Smith and Davidson consistent, fierce competitors.

Charlie Davidson, peaking in fine style, was off to a great start in the Finals (wind +2.09 mps) in Lane 5, with Chris Redmond (Lane 4) slowest out of all in the field. After the race settled down after a couple of hurdles Demond Smith (Lane 6) lead the chase after Davidson, steadily gaining, but never really getting close enough to establish contact to the flying Saddleback athlete two lanes to his inside. Davidson was the winner in a fine 13.94w-14.10w (Smith). Pre-meet favorite Redmond closed to the tail end of the lead pack by the last flight or two, but appeared to give up over the tenth barrier and run-in to slip to seventh.

Finals:
 1 Davidson (Saddleback) 13.94w
 2 Smith (Hawthorne) 14.10
 3 Powell (Reseda) 14.16
 4 Stones (Thacher) 14.17
 5 Banner (Birmingham) 14.26
 6 Redmond (Vallejo) 14.39
 7 Fulton (San Jose Mt. Pleasant) 14.65
 8 Bailey (Vista Ran Buena Vista) 14.83
Heat 1: 1. Demond Smith (12) Hawthorne 14.32, 2. Josh Bailey (12) Rancho Buena Vista 14.61, 3. Lisle Babcock (12) Monache 14.67, 4. Quincy Ruffin (12) St. Francis 14.68, 5. Jaffers Bailey (12) El Camino Real 14.93, 6. Jason Neuss (12) Livermore 15.33, 7. Roderick Weatherby (12) Lincoln

CIF / Reebok California State Meet

16.42. Heat 2: 1. Charlie Davidson (12) Saddleback 14.00, 2. Dru Powell (11) Redwood 14.39, 3. Keith Moten (12) Loyola 14.40, 4. Ian Hatada (12) Casa Roble 14.66, 5. Eric Thompson (12) Fallbrook 15.01, 6. Chris Christofferson (12) Oroville 15.25, 7. Anthony Montgomery (10) St. Mary's 15.45. Heat 3: 1. Marcus Stokes (12) Thacher 14.07, 2. Raymond Banner (12) Birmingham 14.33, 3. Damon Bagley (12) Lemoore 14.67, 4. Anthony Brockington (12) Stagg 14.71, 5. Ross Bomben (11) Liberty 15.22, 6. Joel Castillo (12) No. Monterey 15.57, 7. Damien Victor (12) Kearny 20.71. Heat 4: 1. Chris Redmond (12) Vallejo 14.11, 2. Ryan Crane (12) Dana Hills 14.34, 3. Terry Fulton (12) Mt. Pleasant 14.57, 4. Junior Dominguez (12) Eureka 14.69, 5. Larry Parker (10) Bakersfield 15.15, 6. James Brownlee (12) Manual Arts 15.32, 7. Jason Williams (10) Castle-mont 15.65.

300 Meter Intermediate Hurdles

Chris Redmond (Vallejo), sixth in last year's State Meet, took over the state lead with a 37.44 Sac Joaquin win, with Demond Smith (Hawthorne), runner-up last year in this meet, 37.49 in Southern Section action. Greg Muniz (Woodbridge, Irvine) was 37.72 in Section action, with Keith Moten (Loyola, L.A.) 37.75, and soph Ken Haslip (Muir, Pasadena) the event's future with a smooth step pattern at 37.83. Rashid Gayle (Roseville) had a number of good races with a 37.94 from the Sac Joaquin Section.

Chris Redmond's patience was tried in Heat 1, where Marcus Stokes (Thacher, Ojai) went out very hard, and held on to qualify in second at 38.46, with the Vallejo favorite showing a steady and controlled step pattern that had him run 38.02 for the win. Demond Smith, coming on so very gradually during the entire outdoor season, looked so ready this weekend, with an impressive 37.97 Heat 2 win. Greg Muniz continued his super season, edging in ahead of Rashid Gayle 37.69-37.75 in Heat 3. Muir soph Ken Haslip settled down to run a good last five hurdles and win Heat 4 at 38.78, with favored Keith Moten smashing the seventh hurdle and slowing to a non-qualifying time in second.

In the Finals, those across the middle of the track, Smith (lane 4), Muniz (5), Gayle (6), and Redmond (7) were equal through three flights. As the race charged around the turn, Redmond started to sail over the barriers slightly ahead of the others, having a two meter lead as the final 100 meters

down the straightaway began. Smith edged up to the Vallejo star by the final barrier, with Redmond banging into the final hurdle, losing the lead and staggering across the line in second 37.34-37.69. Smith has shown a ton of potential during his career. He spent much of the last winter in therapy to correctly heal some serious leg problems, with his successful season a tribute to the patience he and Coach Kye Courtney showed along the way.

Finals:

- | | |
|--------------------------------|-------|
| 1 Demond Smith (12) Hawthorne | 37.34 |
| 2 Chris Redmond (12) Vallejo | 37.66 |
| 3 Kenny Haslip (10) Muir | 37.69 |
| 4 Greg Muniz (12) Woodbridge | 37.88 |
| 5 Marcus Stokes (12) Thacher | 38.01 |
| 6 Rashid Gayle (12) Roseville | 38.61 |
| 7 Jeff Heller (12) Palo Alto | 38.67 |
| 8 Junior Dominguez (12) Eureka | 38.92 |
| 9 Kyle O'Neil (10) Bella Vista | 39.24 |
- Heat 1: 1. Chris Redmond (12) Vallejo 38.02, 2. Marcus Stokes (12) Thacher 38.46, 3. Charlton Jordan (11) Washington 39.26, 4. Terry Woods (12) Roosevelt 39.31, 5. David Swan (12) St. Ignatius 40.00, 6. Jason Brown (12) Northgate 41.19, Cameron Ricks (12) San Diego DQ. Heat 2: 1. Demond Smith (12) Hawthorne 37.97, 2. Kyle O'Neil (10) Bella Vista 38.82, 3. Junior Dominguez (12) Eureka 38.94, 4. Terry Fulton (12) Mt. Pleasant 39.09, 5. Ray Cole (12) Lincoln 40.86, 6. Michael Johnson (12) Chatsworth 40.93, George Harris (12) Oakland DQ. Heat 3: 1. Greg Muniz (12) Woodbridge 37.69, 2. Rashid Gayle (12) Roseville 37.75, 3. Jeff Heller (12) Palo Alto 38.96, 4. Dave Patten (12) Benicia 40.38, Damon Bagley (12) Lemoore DNF, Helmer Vallejos (12) Belmont DNF, Steve Esselman (12) Poway DQ.

400 Meter Relay

Mt. Pleasant blasted 41.15 in mid-Spring, bolstered by Rob Rice's continued improvement and everyone becoming healthy. Unfortunately, they could not get the stick around during a Section qualifying race, and they were out of the picture here and the dq cost them dearly in the team struggle. With everyone healthy Coach Steve Nelson's crew was untouchable by this year's State crop.

Vallejo had the fastest Section Finals time (41.50), with surprising Bishop Amat (La Puente) 41.60 to take a good Southern Section group. Bakersfield has flat out gotten more out of its team members than perhaps any California prep team in history, racing their 41.61 Section Finals win without a sprinter who could consistently run under 11.0 for 100 meters on the flat. One can understand how so

many Texas teams are able to run at 41.0 or better when you see the talent they have and what Bakersfield did with its team this year. West Bakersfield, led by frosh stars Marques Hollwell and Bryan Howard raced 41.71 with visual hand-offs in their Section Meet. Highlands (North Highlands-Sac Joaquin Section) was 41.46 earlier in the year, with Merced appreciating some points here from its 41.95 group in the team struggle.

One gained a sense for where the power in the sport was going in this event, with the Sac Joaquin section taking three of the four heats with their three entrants. San Geronio (San Bernardino) was one of the few good Southern Section teams to hold together over the end of the season, winning Heat 1 in 42.28. Anthony Volson blasted a 9.6 flying 100 meter start anchor in Heat 2 for Merced, with Southern Section 100m champion Dione Tyler (Milikan) pulling a hamstring while his team was in contention with 50 meters to go, and Bakersfield running out of magic this weekend, never getting off the second exchange. In Heat three Highlands survived a lead-off runner doing some real acrobatics to get back into his lane before a violation was called after veering across the lane line 80 meters into his leg, with Brian Lewis looking solid on the anchor in a 42.12 win. Vallejo, with Ali Evnas blasting the back-stretch in 10.0 into a very solid wind, and Chris Redmond 10.0 on the anchor, took Heat 4 at 41.78 for the day's only time under 42.0. Vallejo's vet 1600m relay team was strong, and with Evans in the sprints and Redmond solid in the hurdles, the Apaches looked tough as a team.

The finals was an interesting race, with this first running event during Saturday's Finals action also a very pressure packed one for participants. The time was the slowest for any big meet of the year, but it was a good race. After a basically even first leg, Ali Evans flew the backstretch for Vallejo in 10.1 against the wind to move his team into the lead. Hawthorne was second at that point. Morningside was running a steady team race, with anchor runner Edward Turner moving into the lead during a smooth third exchange. Down the stretch it was Highlands junior Brian Lewis who flew by teams, almost, but not quite, collaring Morningside's Turner at the tape 42.04-42.06. Vallejo was third in

42.08.

Finals:

- | | |
|-----------------------------|-------|
| 1 Morningside (Morningside) | 42.04 |
| 2 Highlands (Highlands) | 42.06 |
| 3 Vallejo (Vallejo) | 42.08 |
| 4 Hawthorne (Hawthorne) | 42.21 |
| 5 Merced (Merced) | 42.26 |
| 6 San Geronio (San Geronio) | 42.31 |
| 7 St. Mary's (St. Mary's) | 42.45 |
| 8 Pittsburg (Pittsburg) | 43.53 |
| Morse (Morse) | DNF |

Heat 1: 1. San Geronio 42.28, 2. Morse 42.34, 3. Hawthorne 42.55, 4. Pittsburg 42.63, 5. West Bakersfield 42.78, 6. Reseda 43.21, Oakland DQ. Heat 2: 1. Merced 42.02, 2. University City 43.01, 3. Belmont 43.32, 4. Milikan 43.58, 5. Encinal 44.11, Bakersfield DNF, Westmoor DNF. Heat 3: 1. Highlands 42.12, 2. St. Mary's 42.37, 3. Bishop Amat 42.81, 4. Lincoln Prep 43.07, 5. Red Bluff 44.64, Leland DNF, Birmingham DNF. Heat 4: 1. Vallejo 41.78, 2. Morningside 42.31, 3. Carson 42.71, 4. McAt-ear 42.72, 5. Carlmont 43.55, 6. James Logan 43.65, Lemoore DQ.

1600 Meter Relay

St. Mary's (Berkeley, bolstered by fine open competitors, Jesse Wilson (47.81) and Damien Sullivan (47.97), had been as low as 3:13.19 in their League Finals! Long Beach Poly defeated defending State Champion Morningside (Inglewood) 3:14.52 in Section State Qualifying action off of Bryan Woodward's 47.0 anchor, then were disqualified as their lead-off runner ran too many steps on the line. Foothill (Santa Ana) steadily improved to 3:15.10. Sac Joaquin teams were Vallejo 3:14.92 and Valley (Sacramento) 3:15.4. Dorsey (L.A.) was an easy L.A. City winner with the bodies to roll much faster than their 3:18.86 win there. The real key here may be Mt. Pleasant (San Jose) 3:18.32, with tremendously talented Richard Dupree (46.72 and defending State Open 400 meters) probably able to pull at least 10 meters on any anchor runner in the field.

The end of a State Prelims evening can be kind of interesting. Many teams and individuals who have been used to having their way in local action have had one or a few bad breaks along the way and by this time of night you can often throw the form sheets out the window. Vallejo closed with a big-time anchor of 47.3 in Heat 1 top place a qualifying second to Valencia (Placencia) 3:17.85-3:18.08. Foothill (Santa Ana) was 49.7-48.7 (Ethan Taub)-50.6 and 47.9 (Aaron Taub) in a 3:16.49 Heat 2 win, with Bakersfield next at 3:16.92 and 3:15.4 team Valley of Sacramento

CIF / Reebok California State Meet

way back. St. Mary's (Berkeley) threw out the big challenge in Heat 3, winning by 50 meters while blasting a 3:12.83 off of 47.8-48.5-48.3 and 48.3 splits. Defending State Champions Morning-side looked solid in Heat 4, with Edward Turner racing 46.9 on leg 2 for the 3:16.65 winners.

One has so much fun at the State Championships, with the Meet rolling along fairly quickly. It is surprising to look up after what seems like no more than a dozen events total and it is all about to end with the 1600m relay. It seems too short, but this usually provides an exciting close to the meet and season. It had been crash and burn time for a few teams, as usual, with a surprising Bakersfield team, off Jeff Buckley's high weight placings and maybe something here, a possible winner. Remember, the Drillers had a 41.61 400m relay team not finish in their heat, so it had been by no means a perfect weekend for them either. Anyway, the fireworks started early here. Mike Kennedy of the L.A. Times and Track & Field News usually forgets his stopwatch, so we try to assign him easy tasks when it comes to relay splitting when he does show up ready to go. St. Mary's kind of seemed like a sure thing with little chance of Mr. Kennedy blowing the splits. A 48.3 opener and 49.4 second leg put St. Mary's out in front at the second exchange, but the heavily favored team shockingly dropped the baton at that point! Defending Champions, Morning-side, off efforts of 49.6 from Levester Williams and 47.9 from Travion Harris took the lead at that point, with the St. Mary's third runner totalling 53.9 with the five seconds spent chasing the baton added on. Jesse Swayze was 50.6 on the third leg for Morning-side, with Foothill (Santa Ana), off 50.8 legs from Nate Kuchera, 49.6 from Tad Heath, and 48.4 from Ethan Taub closing down. Edward Turner showed consummate confidence during a 47.3 anchor to take the 'Side to a repeat title in the event at 3:15.37, with Aaron Taub anchoring Foothill at 47.9 in their 3:16.81 runner-up effort. Meanwhile, Bakersfield had worked its way up through the field, with soph Vondre Armour anchoring strongly in their 3:16.84 third place effort to very surprisingly take the team title with 24 points.

Finals:	
1 Morningside	3:15.37
2 Foothill	3:16.81
3 Bakersfield	3:16.84

4 Muir	3:17.87
5 Valencia	3:17.96
6 Bishop O'Dowd	3:18.38
7 Eisenhower	3:19.04
8 Vallejo	3:19.12
9 St. Mary's	3:19.98

Heat 1: 1. Valencia 3:17.85, 2. Vallejo 3:18.08. (Non-qualifiers included) 3. Dorsey 3:19.72. 4. San Diego Patrick Henry 3:21.78. Heat 2: 1. Santa Ana Foothill 3:16.49, 2. Bakersfield 3:16.92. (Non-qualifiers included) 4. Birmingham 3:23.08. Heat 3: 1. Berkeley St. Mary's 3:12.82, 2. Muir 3:18.96, 3. Eisenhower 3:19.10. (Non-qualifiers included) 4. San Diego Morse 3:21.88, 5. LA Fremont 3:22.64. Heat 4: 1. Morningside 3:16.65, 2. Oakland Bishop O'Dowd 3:19.12. (Non-qualifiers included) 5. Belmont 3:24.88, 6. San Diego Lincoln 3:28.27.

High Jump

The State had two 7-footers from the North, surprisingly consistent Todd Kelly 7-0 1/4, a junior at Big Valley (Beber), and Kevin Williams (Yuba City) 7-0. Camarillo sophomore pogostick Jeremy Fischer had jumped 6-11 1/2, with Brian Davidson (California, San Ramon) winning the Sunkist indoor way back in February at 6-11. Griffin Childers (Woodland) was 6-10 1/4, with Eli Gladden (San Lorenzo Valley, Felton) improving to 6-10 in the Central Coast Finals. Alarick Greenberry (Cabrillo, Lompoc) is consistent with a 6-10 best, with Lavelle Beloney (Del Mar, San Jose) 6-10 also. 1991 State placer, at fifth, Calvin Haynes (Corcoran—a transfer from Tulare Western) had a 6-9 1/2 best this year.

It took a fine 6-7 to make the field of ten finals, with 7-footer Kevin Williams (Yuba City) the only significant casualty, going only 6-2 in the qualifying competition. Ten were allowed into the Finals, under Section 4 Article 4 of the High School rules, which states that if there is a tie, which there was here on clearances, misses, and attempts between Eli Gladden and Jeff Nadeau at 6-7, and there is room available in the Finals competition, both should move on instead of being involved in a jump-off.

On Saturday everyone entered the competition at 6-4, with all over on their first attempt except for soph Jeremy Fischer, who cleared on his second attempt. Jeff Nadeau, Eli Gladden, Tony Carruthers, and Del Mitchell cleared 6-6 on their second trial, with Brian Davidson, never really having put it together outdoors after a 6-11 indoor effort at Sunkist, taking three attempts to get over that 6-6 barrier.

The rest of the field, Alarick Greenberry, Todd Kelly, Calvin Haynes, Griffin Childers, and Fischer, all cleared on their first trial. With the bar at 6-8 only Gladden could not clear in three attempts, with Davidson and favorite Kelly requiring three trials to be successful. Everyone else sailed over on their first attempt, with Greenberry, 91 fifth placer Haynes, and Childers totally clean records to that point with no misses. At 6-9 Childers interestingly passed, with Nadeau, Carruthers, Davidson, and Greenberry falling by the wayside, and Mitchell and Fischer requiring three attempts. Greenberry ended up 6th at 6-8 with no misses to that point. From now on the bar went up one inch at a time. Surprisingly, af-



GRIFFIN CHILDERS—High Jump

Photo by Bill Cockerham

ter one miss, Childers was the only one to get over 6-10. After misses and attempts were sorted out, Haynes finished second, with Kelly, a junior, third, and Mitchell and soph Fischer, tied for fourth.

The attention could now focus on Childers, who looked very good with only one miss (at 6-10) during the entire competition. At 6-11 Griff continued to soar, clearing on his first attempt. Despite some close attempts he was not able to get over 7-0.

Finals:

1 Griffin Childers (Woodland)	6-11
2 Calvin Haynes (Corcoran)	6-9
3 Todd Kelly (Big Valley)	6-9
4 Del Mitchell (Mt. Diablo)	6-9
4 Jeremy Fischer (Camarillo)	6-9
6 Alarick Greenberry (Cabrillo)	6-8
7 Tony Carruthers (St. Francis)	6-8
8 Jeff Nadeau (Monroe)	6-8
9 Brian Davidson (California)	6-8


Qualifiers: Jeremy Fischer (Camarillo) 6-8, Griffin Childers (Woodland) 6-8, Calvin Haynes (Corcoran) 6-8, Todd Kelly (Big Val-

ley) 6-8, Alarick Greenberry (Cabrillo) 6-8, Brian Davidson (California) 6-8, Del Mitchell (Mt. Diablo) 6-8, Tony Carruthers (St. Francis) 6-7, Eli Gladden (San Lorenzo Valley) 6-7, Jeff Nadeau (Monroe) 6-7, Lavelle Beloney (Del Mar) 6-6.

Non-Qualifiers: Jonathan Zambrano (Rancho Bernardo) 6-4, Jason Neuss (Livermore) 6-6, Larry Parker (Bakersfield) 6-2, Brad Roland (Foothill) 6-4, Dan Paine (Nordhoff) 6-4, Noah Kimbwa (Orange) 6-6, Abby Hussein (St. Mary's) 6-4, Nick Bertino (Bella Vista) 6-6, Kevin Williams (Yuba City) 6-2, David Santos (Rancho Bernardo) 6-2, James Lincoln (Birmingham) 6-4, David Shumsky (Pacific Palisades) 6-4, Clayton Zeidler (Ballarmino) 6-6, Yusuf Hasan (San Diego) 6-6.

Pole Vault

The State really had a good group,



CLARENCE PHELPS—Pole Vault

Photo by Bill Cockerham

all of whom were from Northern California, over 15-6. Clarence Phelps (Christian Brothers, Sacramento), fifth last year here, had a 16-3 best, with the state's other 16-footer, Tye Harvey (Sonora) not qualifying onto to this week's meet. Corey Johnson (El Dorado, Placerville) was 15-9, with Luis Lino (Liberty, Brentwood) 15-7 1/2, and Sean Brown (Terra Linda, San Rafael) 15-7. Over 15-6 were Travis Calkins (Tamalpais, Mill Valley) and soph Scott Slover (Leland, San Jose), whose father Bob has developed the great event tradition at Del Mar (San Jose).

The Qualifying on Friday here was probably the best in State History. Interestingly, seven of the nine finalists were from Northern California. Ten athletes cleared 15-0, with the bar having to be moved to the next scheduled height, 15-4 to sort out the top nine. As it was, Evan Black (Hes-

CIF / Reebok California State Meet

peria) was the odd-man out, clearing a seasonal best 15-0 in tenth place. At such a lofty qualifying height one could not say that anyone really performed less than satisfactory to not qualify, with good, consistent weather on Saturday assuring a great competition.

Saturday's winds, which in the past have driven people in this event crazy, remained of the fairly constant aiding variety. With the quality of this year's field, everyone in the Finals passed at 13-8, with Corey Johnson, Luis Lino, and favored Clarence Phelps passing the next 14-2 height also. Everyone in the field except for the soph Slover cleared 14-2 on their first attempt, with Scott over on his second trial. Everyone vaulted at 14-8, with all clearing on their first trial except Travis Calkins, on his second, and Jesse Stern and Sean Brown on their third try. At 15-2 the sorting out of scoring places would start. All but Calkins cleared that height, with misses starting to stack up against some. Only two would clear 15-6, with Luis Lino and Clarence Phelps both successful on their last attempt. Buddin, Brown, Stern, and Johnson were sixth through third, respectively, off misses and attempts. At 16-0 Phelps was successful on his third attempt, getting a rise out of the crowd of over 10,000, to win the event.

Finals:

- 1 Clarence Phelps (Christ Bros) 16-0
- 2 Luis Lino (Liberty) 15-6
- 3 Corey Johnson (El Dorado) 15-2
- 4 Jesse Stern (Harvard) 15-2
- 5 Sean Brown (Terra Linda) 15-2
- 6 Chris Buddin (Orange Glen) 15-2
- 7 Kjell Akerstrom (Ukiah) 15-2
- 8 Scott Slover (Leland) 15-2
- 9 Travis Calkins (Tamalpais) 14-8


Qualifiers: Lino (Brentwood Liberty), Slover (San Jose Leland), Phelps (Sacto Chris Bros), Johnson (Shingle Springs El Dorado), Calkins (Mill Valley Tamalpais), Brown (San Rafael Terra Linda), Akerstrom (Ukiah), Sternitt (Harvard) 15-4, Buddin (Escondido Orange Glen) 15-0.

Non-qualifiers: Black (Hesperia) 15-0, Gehnke (Diamond Bar) 14-8, Fipp (La Jolla) 15-4, Sigala (Garfield) Golden (El Camino Real) 13-4, Gupta (Van Nuys) Mendosa (Hesperia) N.H.

Long Jump

Robert Purdue (Valley, Sacramento) had the state's best jump a 24-3 1/4 winner at Arcadia, with his consistency a bit suspect, even though he had the best jump in a Section Finals Meet at 23-4. Gary Taylor (Morse, San Diego) was the other over 24-0 with a

jump right at that mark. Paul Bradford (Carlmont, Belmont) had jumped 23-10, with Mike Wright (North Monterey County, Castroville) 23-9 during the season.



EUGENE DREHER—Long Jump

Photo by Bill Cockerham

In qualifying, Robert Purdue, the state leader, had two fouls and a 21-11 wind-aided effort to miss qualifying for the finals, with Gary Taylor (22-9 3/4w) and Paul Bradford (22-9 1/4w) finishing ninth and tenth to barely miss moving on to Saturday. A lot of wind blew on Friday aiding the jumpers, with Eugene Dreher (Antelope Valley, Lancaster) having the only fair jump of the top nine qualifiers with a big pr 23-10 1/2. Eric Hunt (Bullard, Fresno) surprised with a 23-10 1/2w for second, with it taking 22-10 1/4w to make the field of nine finals.

The first round in the Finals on Saturday was uneventful, with three of nine with fouls, and consistent Jim Hicks of Long Beach Wilson leading at 22-9 1/4 (wind +0.70). Action heated up at the end of round 2, with Eugene Dreher sailing a big pr 24-1 1/2w (+3.96) and taking over the lead. Late find Kyione Jack was 23-5 3/4w (+3.69) on his third trial, with Dreher adding a 24-0 3/4w (+4.18) there. University of Washington-bound footballer Dave Janoski (Corona) was 23-2 1/2w (+3.94) on his fifth jump. Dreher ended the comfortable winner, with Southern Section Inland Empire rivals Jack and Janoski second and third.

Finals:

- 1 Eugene Dreher (Antelope Vly) 24-1 1/2
- 2 Kyjione Jack (Canyon Spr) 23-5 3/4
- 3 Dave Janoski (Corona) 23-2 1/2
- 4 Eric Hunt (Bullard) 22-10 1/4
- 5 Jim Nicks (Wilson, Long Bch) 22-9 1/4
- 6 Walter Tilles (Fairfield) 22-6 1/4

Qualifiers: Eugene Dreher (Antelope Valley) 23-10 1/2, Eric Hunt (Bullard) 23-10 1/2, Kyjione Jack (Canyon Springs) 23-9 3/4, Jim Hicks (Wilson, LB) 23-5 1/2, Dave Janoski (Corona) 23-4, Walter Tilles (Fairfield)



TONY PARRISH—Triple Jump

Photo by Bill Cockerham

23-3 1/4, Chuck Bishop (Taft) 22-11 3/4, Mike Robinson (Apple Valley) 22-11 1/2, Mike Wright (No. Monterey) 22-10 1/4, Gary Taylor (Morse) 22-9 3/4, Paul Bradford (Carlmont) 22-9 1/4.

Non-Qualifiers: James Brownlee (Manual Arts) 21-1 1/4, Jeff Nadeau (Monroe) 22-3 1/4, Andre Hayes (Crenshaw) 19-7 1/2, Brian Robertson (Sylmar) 21-1 3/4, Ryan Morgan (Castlemont) 21-5 1/4, Damien Pichey (Poway) 21-11, Josh Heady (Ukiah) 21-3 3/4, Dante Corbin (Galileo) 22-1 1/2, Eric Houston (Logan) 22-7 3/4, Ryan Mayes (Palo Alto) 22-4 3/4, Ian Haiada (Casa Foble) 22-2 3/4, Cary Taylor (Morse) 22-2 3/4, Kenny Hudson (Red Bluff) 21-9 3/4, Cletus Coffey (Cardinal Newman) 22-0 1/4, Jason Calhoun (Bakersfield) 22-8, Del Brown (Livermore) 22-5, Robert Purdue (Valley) 21-11.

Triple Jump

Cary Taylor had sailed out to 49-8 1/2 at the February Sunkist affair, then faded away for part of the outdoor season before emerging again with a 49-7 best. Tony Parrish (Marina, Huntington Beach) shocked with improvement to 49-4 1/4 in the Southern Section State Qualifier, with Choice Clark (Pasadena) equally as surprising as he was out to 48-9 1/2 there. Leonard Haywood (St. Mary's, Berkeley) fulfilled the potential he has shown during his career with a 49-0 effort in Section action, with Kier Gumbs, part of the 747 that Bishop O'Dowd needed to charter to get the whole team down south, 48-6 for a pr. Tony Parrish led Friday's qualifying with a 49-0 3/4

wind legal (+1.3 mps) effort, with Choice Clark 48-11 1/4 and Barry Massey (Poly, Long Beach) 48-11 leading a Southern Section 1-2-3 sweep of the Prelims ahead of Cary Taylor at 48-7 3/4. Seven were over 48-2 3/4 on Friday.

In the Finals, Leonard Haywood was the leader after one round at 48-1 3/4w (+2.07), with the Taylors of Morse continuing their disappointing career at this level with Cary 46-8 1/3 and two fouls to not qualify for the final three jumps in this field. Andre Harrison (Wasco) was a fine 48-8 1/2w (+3.24) on his second trial to move into the lead, with third efforts of Kier Gumbs 48-11 1/4w (+2.33), Haywood 48-3 1/2w (+2.54), Barry Massey 48-6 1/2 (+1.88), and Choice Clark 48-1 1/4w (+3.21) getting the action going. Strangely, no one could get over 48 feet on the fourth or fifth rounds, with favored Parrish seventh going into the final jump. Haywood improved to 48-11 1/2 (+1.01) on his final effort to move into second ahead of Gumbs. On his final effort in the competition, Parrish showed his class, with the eleventh grader powering 49-1w (+2.40) to move past the field for the win.

Finals:

- 1 Tony Parrish (Marina) 49-1
- 2 Leonard Haywood (St. Mary) 48-11 1/2
- 3 Kier Gumbs (Bishop O'Dowd) 48-11 1/4
- 4 Andre Harrison (Wasco) 48-8 1/2
- 5 Barry Massey (LBCh Poly) 48-6 1/2
- 6 Choice Clark (Pasadena) 48-5 1/2
- 7 Igunna Ikpedowo (Wilson LB) 47-6
- 8 Cary Taylor (Morse) 46-8 1/2
- 9 Derrick Mitchell (Mt. Eden) 45-9 1/4

Qualifiers: Parrish (Marina) 49-0 3/4, Clark (Pasadena) 48-11 1/4, Massey (LB Poly) 48-11, C. Taylor (SD Morse) 48-7 3/4, Haywood (Berkeley St. Mary's) 48-5 3/4, Gumbs (Oakland Bishop O'Dowd) 48-3 3/4, Ikpedowo (LB Wilson) 48-2 3/4, Harrison (Wasco) 47-6 1/4, Mitchell (Hayward Mt. Eden) 47-1w.

Non-qualifiers: G. Taylor (SD Morse) 46-7 1/2, Batiste (LA Banning) 46-4 1/2w, Jack (Canyon Springs) 45-4w, Kligo (Cleveland) 44-2 1/2, Nadeau (Monroe) No Fair Jump, Jones (LA Fremont) DNJ.

Shot Put

Jeff Buckley (Bakersfield) had powered out to 64-8 1/2 in one meet near the end of the season, but one felt that it would turn out to be a good competition here between he and junior Tyson Lingenfelter (Upland), who was the big winner at 62-10 at Arcadia. Buckley preceded the Shot at Arcadia with a very emotional 208-11 Discus

CIF / Reebok California State Meet

win, with Jeff taking the Upland star in the roundball event at Mt. SAC a week later. Pete Swanson (San Benito, Hollister) was 59-9 during the season and 59-7 1/2 in the CCS State Qualifier, with Tony Mancuso (Newport Harbor, Newport Beach) steadily improving during the season out to 59-2. Credit must be given to the Nogales (La Puente) program, which continues to turn out great weight athletes every year, with Mark Glock in 1992 peaking out to 58-11 3/4 for a pr at the State Qualifier, and Cody Smith (Crespi, Encino) 58-6 in that same meet.

Mark Glock continued to shock in Friday's qualifying, powering 61-2 on his second toss and 60-2 on his third effort to comfortably lead that day's action. Pete Swanson, Stanford bound next year, also had his first 60-foot effort with a 60-4 3/4 that pushed favorites Tyson Lingenfelter to third (57-2) and Jeff Buckley to



PETE SWANSON—Shot Put

Photo by Bill Cockerham

fourth (57-0 1/2).

Glock's fine prelim throw had him last in the Finals order. Swanson (8th), Lingenfelter (7th), and Buckley (6th) would precede him. Earlier in the day Buckley had edged Swanson by eight inches in the discus. Jeff tossed 59-0 1/4 here to lead through the first round. Lingenfelter (60-5 1/4) and Swanson (60-2 3/4) were out over 60 in round 2, with Swanson improving to 60-4 on his fourth toss. Glock could not quite equal his prelim action, with a 58-11 best through the fifth throw. Things heated up in the Final round, with Buckley 60-9 1/2 on his final throw. The Bakersfield star

had to sit and watch the next three on their final efforts. Lingenfelter was a foul to end with his 60-5 1/4, with Swanson improving to 61-3 1/4 to move into the lead. Glock closed with 57-10 1/2, with Swanson, Lingenfelter, and Buckley going 1-2-3.

Finals:

- 1 Pete Swanson (San Benito) 61-3 1/4
 - 2 Jeff Buckley (Bakersfield) 60-9 1/2
 - 3 Tyson Lingenfelter (Upland) 60-5 1/4
 - 4 Tony Mancuso (Newport Harbor) 59-3 1/4
 - 5 Mark Glock (Nogales) 58-11
 - 6 Alfred Keyes (Corcoran) 57-0
 - 7 Adam Mosman (Cordova) 56-7 1/4
 - 8 Cody Smith (Crespi) 56-4 1/2
 - 9 Geoffrey Elbert (Yerba Buena) 53-5 1/4
- Qualifiers: Glock (Nogales) 61-2, Swanson (Hollister San Benito) 60-4 3/4, Lingenfelter (Upland) 59-2, Buckley (Bakersfield) 59-0 1/2, Mancuso (Newport Harbor) 59-0, Smith (Crespi) 58-5, Mosman (Cordova Rancho Cordova) 56-6 3/4, Elbert (San Jose Yerba Buena) 55-9, Ketes (Corcoran) 55-7.

Non-qualifiers: Clenega (Escondido) 54-4 1/4, Brown (Villa Park) 53-7, Koch (Lake-side El Capitan) 50-9 1/2, Jones (Locke) 50-



JEFF BUCKEY—Discus

Photo by Bill Cockerham

- 3, McGuire (Imperial Beach Mar Vista) 49-5, Sanders (Dorsey) 46-2 1/2, Pope (San Pedro) 42-6.

Discus

Jeff Buckley (Bakersfield) led this event also on paper, with a big 208-11 win at Arcadia that handled Gabriel Torre (Notre Dame, Riverside) (198-6 best). Pete Swanson (San Benito, Hollister) seemed to be the only athlete near that duo's league, with a 191-9 Central Coast Finals mark. Brandon Wainwright (South Bakersfield) had a best of 180-7 during the season.

Jeff Buckley led the qualifying with 188-5, with Swanson next at 182-3 with 165-6 necessary to move on to the

second day's action.

With right-handed discus throwers at Cerritos tossing in a southwesterly direction, Saturday's wind straight out of the south was definitely not the "right-quartering" that helps the platter to stay aloft. Marks and the level of competition this day by some in the field held marks down. Interestingly, Jeff Buckley was the only athlete over 175-0, at 175-8, to lead over Pete Swanson (172-5) after two rounds. Brandon Wainwright woke the favorites up with a 176-3 third effort, to which Swanson responded with a 183-7 and Buckley improved to 186-8. Swanson improved to 186-2 on his fourth effort, with Buckley improving marginally to 186-10. Neither athlete could improve on their final two efforts, with both fouling on their final toss. 198 foot thrower Gabriel Torre was only 150-7 for eighth to not qualify for the final three throws this day.

Finals:

- 1 Jeff Buckley (Bakersfield) 186-10
- 2 Pete Swanson (San Benito) 186-2
- 3 Brandon Wainwright (So. Bakersfield) 176-3
- 4 Tyson Lingenfelter (Upland) 167-8
- 5 Ivan Zasmiczuk (St. Ignatius) 165-5
- 6 Chad Peare (Trabuco Hills) 163-2
- 7 Michael Henry (Dixon) 155-3
- 8 Gabriel Torre (Notre Dame, Riv.) 150-7

- 9 Damon DeVault (Chico) 149-1
- Qualifiers: Jeff Buckley (Bakersfield) 188-5, Pete Swanson (San Benito) 182-3, Brandon Wainwright (So. Bakersfield) 177-4, Gabriel Torre (Notre Dame, Riv.) 170-4, Chad Peare (Trabuco Hills) 169-1, Ivan Zasmiczuk (St. Ignatius) 168-11, Michael Henry (Dixon) 166-9, Damon DeVault (Chico) 166-7, Tyson Lingenfelter (Upland) 165-6, Mark Moore (West Bakersfield) 164-9, Travis Nutter (Amador Valley) 158-6.

Non-Qualifiers: Dan Ripper (McAteer) 126-3, Milche Martin (Army/Navy) 139-6, Tighe Jaffe (Mt. Carmel) 149-10, Kyle Gotshalk (Clear Lake) 136-4, Clint Duey (Fortuna) 137-6, Ronnie Robbins (Beyer) 152-4, Justin Snyder (Northgate) 156-7, Adam Brandt (Patterson) 147-10, Tony Mancuso (Newport Harbor) 152-5, Ed Mullitalo (Jefferson) 152-4, Richey Koch Cook (El Capitan) 158-4.

Team Scoring:

It was one of those state meet weekends in Cerritos. During two pressure cooker days of action a lot of different things can happen to affect the form charts in a big way. Well, they did once again here, with a surprising Bakersfield team finally emerging the team titlist by virtue of Jeff Buckley's Shot and Discus efforts, a sixth from Von-

dre Armour in the 800 meters, and a big comethrough 1600 meter relay effort for third, with that placing in the Meet's final event behind the winning Morningside group the difference in the 25-24 victory the Central Section power ended up with over the surprising Morningside team. Bakersfield was not without problems this weekend, with a 41.61 relay squad not completing one of their exchanges, and the Morningside group missing 24-0 Long Jumper Edward Turner who failed to move on during Section qualifying action. Coach Kye Courtney's steady Hawthorne program was third with 22 digits.

Scoring:

Bakersfield	25
Morningside	24
Hawthorne	22
Merced	20
(tie) San Benito, Vallejo,	
Southwest (SD), Plus X	18
Muir (Pasadena)	16
Helix (La Mesa)	14

Girls

100 Meters

California had a very special group of lady dashers in 1992, headlined by "all-world" Marion Jones. As the season came to a close one had to give the junior at Thousand Oaks, Jones, at least a good chance at the Olympic team. Her prep races were typically over in the 100 meters in the first stride or two, as Marion displayed a new, lightning quick start this season. The 200 was fun until she ran out of people outside of her on the stagger, and, oh yeah, there were 4x400 legs where she often had five or six athletes spread out ahead of her to chase down. There had to be very little tension to her open prep sprint races. Can you imagine Marion actually thinking that she might have a close race at this level? This is not said to demean her competition, but to state a reality. Still, with this lack of nervous tension to her efforts Jones still managed to race a National Junior Record 200 meters, 22.67 (legal aiding wind +1.75 mps), in Sectional Prelim action on May 15th, with an 11.22w 100 there and 11.38 legal best going into the State Meet. One senses that there will be some better times when she gets into competition with those who challenge

CIF / Reebok California State Meet

her at the Open level.

There was a fine group of prep sprinters to go along with Marion. Long Beach Poly had the finest duo of frosh sprinters ever at one U.S. high school in Andrea Anderson (11.77) and Aminah Haddad (11.81), with the duo picking right up from the junior high level where Anderson was the nation's best at her age-level and Haddad was not far behind. Haddad ran the fastest 100 meters ever by an American thirteen year old this season, interestingly some two full tenths quicker than our star, Marion, did at the same age level. National Scholastic Indoor 55m fourth placer Lesa Parker (Bishop O'Dowd, Oakland) was 11.89 (11.86w) and a second at Arcadia against the above mentioned crew. Angela Sullivan (Serra, San Diego) showed great potential in 1991 and seemed to be rounding into shape late this year with a 12.04 best, with Tanisha Johns (Burbank, Sacramento) an 11.84w in her Section Finals Meet. Bisa Grant (Bishop O'Dowd, Oakland) was 12.03 (11.88w) with the Morningside duo of Sanoma Nickson (11.95w) and Tai-Ne Gibson (11.95) hoping to place and stir up the scoring in the Long Beach Poly-Bishop O'Dowd-Morningside contest. There were a lot of good people in this event!

They came to cook right off the bat in qualifying, with Jones blazing away from the field in Heat 1 after the second stride and blasting to a ten meter victory at 11.24 (+1.50 mps wind). To local fans Marion's efforts still amaze, with only two preps in U.S. history ever having run faster than Jones did today. Tai-Ne Gibson upped the Morningside team ante in Heat 2, blasting 11.78 with a strong final 70 meters with teammate Sanoma Nickson running 11.96 for second. Frosh Andrea Anderson (Poly, Long Beach) was frightening in Heat 3, spotting one of the nation's best, Lesa Parker (Bishop O'Dowd) a meter and a half at the start, then blowing by over the final 70 meters to win by that same margin at 11.71w (+3.30 mps). The other half of the Poly frosh team, Aminah Haddad rode a good breeze (+3.12 mps) in Heat 4 to an 11.79w three meter win that had last year's third placer, Angela Sullivan, not make the final at 12.06. It took 12.01 to be among the top nine who would run on Saturday, with the top group of preps that would be gathered this year anywhere in the nation toeing the line in Satur-

day's Finals.

Marion Jones is a classy, showy act, with the 10,000+ spectators gathered here each the year the largest crowd she has had to play to thus far in her career. Having set the current National Federation Record of 11.17 in this Meet last year, she did not let the fans down this year. Part of the difference in Marion this year is a rocket start that separates the powerful sixteen



MARION JONES
100 & 200 Meters

Photo by Bill Cockerham

year old from the rest of the field in the first five meters. Against a super group she was gone once again early, with continued acceleration that seemed as good as at any time this year to those who had seen her run more than a few times. The readings on hand-held stopwatches were in the outer-stratosphere, so all awaited the official clocking. Marion's six meter win officially clocked at out at 11.14, lowering her prep best by .03 and leaving the all-time prep best of 11.13 by Chandra Cheeseborough for the Olympic Trials. Interestingly, the old record came when Chandra was second at the 1976 Olympic Trials. Those in Marion's wake ran super. Thirteen year old Aminah Haddad lowered her National age-best to 11.73 in second, with teammate Andrea Anderson next at 11.79. Tai-Ne Gibson was fourth at 11.83, with Lesa Parker fifth at 11.89 in as deep a prep race as you will ever find.

Finals:

- | | | |
|---|------------------------------|------------|
| 1 | Marion Jones (11) ThOaks | 11.14NR,SR |
| 2 | Aminah Haddad (9) LBCh Poly | 11.73 |
| 3 | Andrea Anderson (9) LBChPoly | 11.79 |

- | | | |
|---|--------------------------------|-------|
| 4 | Tai-Ne Gibson (10) Morningside | 11.83 |
| 5 | Lesla Parker (12) O'Dowd | 11.89 |
| 6 | Tanisha Johns (12) L Burbank | 12.05 |
| 7 | Sanoma Nickson (12) Morning | 12.10 |
| 8 | Bisa Grant (12) Bishop O'Dowd | 12.11 |
| 9 | Monica Henderson (11) Morse | 12.21 |
- Heat 1: 1. Jones (ThousOaks) 11.24 (wind 1.50 mps aiding) 4th fastest performance of all time. Non-qualifiers included: 3. Conwright (Dorsey) 12.17. Heat 2: 1. Tai-Ne Gibson (10) Morningside 11.78, 2. Sanoma Nickson (12) Morningside 11.96, 3. Tanisha Johns (12) Luther Burbank 11.98, 4. Bisa Grant (12) Bishop O'Dowd 12.01, 5. Monica Henderson (11) Morse 12.02, 6. Aisha Wallace (9) Skyline 12.52, Umekia Powns (11) Locke DNF. Heat 3: 1. Andrea Anderson (9) Long Beach Poly 11.71, 2. Lesa Parker (12) Bishop O'Dowd 11.89, 3. Tiki Jackson (12) Bakersfield 12.04, 4. Patrice Lattimore (12) Granda Hills 12.33, 5. Christine Burton (12) Helix 12.38, 6. Delisa House (11) Hoover 12.49, 7. Sommer Washington (9) St. Ignatius 12.51. Heat 4: 1. Aminah Haddad (9) Long Beach Poly 11.79, 2. Angela Sullivan (12) Serra 12.06, 3. Cherice Ellison (12) Mt. Pleasant 12.13, 4. Oshonda Posey (11) No. Hollywood 12.23, 5. Maigha Strickland (11) Merced 12.32, 6. Keeta Zimmerman (10) Eureka 12.33, 7. Addie Russell (11) Orland 13.01.

200 Meters

Marion Jones can really stretch it out here, with the TO star always at her best before the big crowd that shows up for Saturday's State Finals. Anything is possible! Again, a solid crew backed Marion up. Lesa Parker (Bishop O'Dowd) was second at Arcadia, running 24.17, with the Long Beach Poly frosh duo of Aminah Haddad (24.04w-24.16) and Andrea Anderson (24.11) showing their class late in the season against good Southern Section competition. Morningside's Santishia Arnold (24.13w-24.49) and Tai-Ne Gibson (24.47) are talented veterans, fourth and fifth, respectively, in last year's Meet here, with the placings here involving O'Dowd, Poly, and Morningside again such an important part of the team struggle. Tanisha Johns (Burbank, Sacto) (24.45w-24.76), Texas transfer Maigha Strickland (Merced) (24.50w-24.75), and again, talented Angela Sullivan (Serra, San Diego) (24.56) provide great back-up to the talented front-runners.

In the 200 qualifying Marion Jones continued to juice things up during the weekend with a 22.71 (wind +1.72) in Heat #1 the second fastest prep run ever (behind her 22.67 National Record). Frosh Andrea Anderson was the Heat 2 winner at 24.36w (+2.09), with teammate Aminah Haddad taking

Heat 3 at 24.10w (+2.36). In Heat 4, Lesa Parker edged by early leader Santishia Arnold 24.32-24.43 down the stretch with a legal +1.05 mps wind behind them. Almost everyone in the finals race was an important part of the team struggle. Tiki Jackson (Bakersfield) ended up as the unfortunate tenth time, and a non-qualifier at a quick 24.82!

The State Meet schedule is too tight. I wonder how many meets during the championship qualifying schedule include medal award presentation ceremonies over the public address system on the main field? Exactly thirty minutes after the 100, which included time for Marion Jones to sign her National Record forms and wait that event's turn on the victory stand, the six from the 100 finals who were also in the 200 had to go directly to the blocks for the start of that second event. There was no time for correct warm-down or re-warm up, a very dangerous situation with this group of athletes who are all Division I scholarship quality athletes. Marion Jones looked less snappy around the turn than she had in her recent 200's, possibly from the above described situation. Racing through the 100 meter starting line at 11.7 the Thousand Oaks junior cruised to an 11 meter triumph at 23.83. Aminah Haddad was second again, with her 23.97 interestingly faster than Marion had run at age 13, with a 24.05 best at the same age for the current star. Lesa Parker split up the Long Beach Poly frosh duo here, with a 24.08 for third, with Andrea Anderson fourth at 24.15.

Finals:

- | | | |
|---|-----------------------------------|---------|
| 1 | Marion Jones (11) Th Oaks | 22.83SR |
| 2 | Aminah Haddad (9) LBCh Poly | 23.97 |
| 3 | Lesla Parker (12) O'Dowd | 24.08 |
| 4 | Andrea Anderson (9) LBCh Poly | 24.15 |
| 5 | Santishia Arnold (12) Morning | 24.38 |
| 6 | Angela Sullivan (Serra) | 24.52 |
| 7 | Tai-Ne Gibson (10) Morningside | 24.59 |
| 8 | Cherice Ellison (12) Mt. Pleasant | 24.76 |
| 9 | Tanisha Johns (12) Lr Burbank | 25.13 |
- Heat 1: 1. Marion Jones (11) Thousand Oaks 22.71, 2. Tai-Ne Gibson (10) Morningside 24.37, 3. Kanika Conwright (12) Dorsey 25.11, 4. Janice Nichols (12) Bakersfield 25.13, 5. Roshawnda Walker (12) Vallejo 25.27, 6. Tricia Jacinto (10) Washington 25.85, Christine Burton (12) Helix DNF. Heat 2: 1. Andrea Anderson (9) Long Beach Poly 24.36, 2. Tanisha Johns (12) Luther Burbank 24.74, 3. Cherice Ellison (12) Mt. Pleasant 24.79, 4. Patrice Lattimore (12) Granda Hills 25.89, 5. Marlicia Walker (11) Lincoln 26.00, Kelli White (9) James Logan DNF, Kam Warner (12) West Bakersfield DNF. Heat 3: 1. Haddad (Long

CIF / Reebok California State Meet

Bch Poly) 24.10w (2.36mps). Nonqualifiers included: 3. Henderson (Sd Morse) 25.00. **Heat 4:** 1. Parker (Bish O'Dowd) 24.32 (wind 1.05 mps aiding), 2. Arnold (Morningside) 24.32, 3. Sullivan (SD Serra) 24.78. Nonqualifiers included: 5. Midkiff (LA Fremont) 25.7.

400 Meters

This developed into a fine event near the end of the season. 1991 Champion Janice Nichols, with a 54.62 seasonal best, ran in the Section Finals with a taped thigh and cruised a 56.79, but let it out and looked good in a 24.56 200 there. Here, Janice would have another match-up with 1991 runner-up Allison Dring (Mt. Carmel, San Diego). Dring had her aches and pains during the season, with 56.34 open and 55.1 relay efforts in Section Finals action. But there were others. Arcadia's eleventh grader, Asha Jayasinghe, took up the event the last month of the season, and after steady improvement surprised Tammara McLin (Eisenhower, Rialto) 55.63-55.66 in the Southern Section 4A Finals. McLin returned the favor in the State Qualifier, racing 55.24. Jaronda White (Morningside, Inglewood) improved to 55.73 in Southern Section action, with frosh Sylvia Pieslak (Menlo-Atherton, Atherton) 55.99 continuing to improve after a fine age-group career. Malika Freeman was 56.03 for the much-improved Skyline of Oakland program, with Rene Walker (Dorsey, L.A.) 56.07, Latasha Gilliam (Pittsburg), who moved to North Carolina and then back, 56.08, and yet another O'Dowd athlete, Maya Greene 56.20.

The first Heat had a tough cast, with 1991 4th placer Tammara McLin moving strongly over the third 100 meters in edging past '91 runner up Allison Dring, with frosh Sylvia Pieslak also moving past last year's second placer near the end, with the trio recording 55.37-56.26-56.55 qualifying marks. Maya Greene took the second heat out hard, with Janice Nichols moving the second turn hard, then cruising in with an impressive 55.72 win. Soph Latasha Gilliam edged away from Asha Jayasinghe down the homestretch of the third prelim race to win 55.71-55.91. Rene Walker was the final Heat winner at 56.62 over Malika Freeman (56.76).

In the finals, last year's Champion, Janice Nichols, and runner-up, Allison Dring, were out quickest for the first 100. It was soph Latasha Gilliam who had the lead through the 200 at 25.8,

with Nichols next at 25.9. Janice went to work on the south turn over the third 100 meters, coming into the straightaway with a two meter lead over Tammara McLin at 39.6. During a strong homestretch run Nichols charged strongly to a four meter win, 54.46-55.06 over the surprising Gilliam.

Finals:
 1 Janice Nichols (12) Bakersfield 54.46
 2 Latasha Gilliam (10) Pittsburg 55.06
 3 Tammara McLin (12) Eisenhwr 55.55
 4 Asha Jayasinghe (11) Arcadia 56.32
 5 Jaronda White (10) Morning 56.41
 6 Sylvia Pieslak (9) Menlo-Ath 56.67
 7 Malika Freeman (11) Skyline 56.70
 8 Allison Dring (12) Mt. Carmel 56.88
 9 Rene Walker (12) Dorsey 57.27
Heat 1: 1. Tammara McLin (12) Eisenhower 55.37, 2. Sylvia Pieslak (9) Menlo-Atherton 56.26, 3. Allison Dring (12) Mt. Carmel 56.55, 4. LaShundra Crummie (12) Hogan 56.89, 5. Sarahtyah Wilson (11) Berkeley 58.38, 6. Kim Harris (10) Roosevelt 59.35, 7. Shandell Beaton (12) Hamilton 60.53.
Heat 2: 1. Jancie Nichols (12) Bakersfield 55.72, 2. Jaronda White (10) Morningside 56.22, 3. Maya Greene (12) Bishop O'Dowd 56.87, 4. Cyndi McCloskey (12) Lynbrook 58.49, 5. Traci Anderson (10) Yreka 59.94, 6. Nadine Donaldson (9) Valley 60.76, Deetra Deer (11) Crenshaw DNF. **Heat 3:** 1. Latasha Gilliam (10) Pittsburg 55.71, 2. Asha Jayasinghe (11) Arcadia 55.91, 3.



JANICE NICHOLS—400 Meters
Fine Flicks by Don Gosney

Angelita Graham (11) Blair 57.28, 4. Africa Williams (10) Gardena 57.54, 5. Aille Kemp (11) San Diegoito 57.89, 6. Ashley Walker (12) Aptos 57.91, 7. Keshay Thomas (10) Roosevelt 59.58. **Heat 4:** 1. Rene Walker (12) Dorsey 56.62, 2. Malika Freeman (11) Skyline 56.76, 3. Felicia Williams (10) Morningside 57.10, 4. Marlicia Walker (11) Lincoln 59.03, 5. C.J. Hardman (12) Poway 59.10, 6. Monica Hoggatt (12) Carondelet 59.82, 7. Patrina Hall (11) Franklin 62.36.

800 Meters

Top returnee in State, Kamara Mayberry (St. Bernard, Playa del Rey) was second at Arcadia to Miesha Marzell in a fine 2:12.15, then drifted through the season and could only manage 2:19.28 in Section Division action which did not even move her into the State Qualifier.

Miesha Marzell (Bishop O'Dowd, Oakland), who ran 2:11.88 last year for Reed HS in Sparks, Nevada, was the Arcadia winner in 2:11.57 after a stirring stretch run with Mayberry, and improved to 2:09.48 in the North Coast Finals. Kerri Woolheater (Casa Grande, Petaluma) had great range, competing successfully between 200 and 1600 meters, with a 2:11.71 Section Finals run. Christie Engesser (Ocean View, Huntington Beach) emerged at the top of the Southern Section with a 2:11.50, with Kristina Hand (Fallbrook) 2:12.1 San Diego's best. Deetra Deer (Crenshaw, L.A.) has had an "up and down" career, with a very special effort in the City Finals, recording a big 2:12.16 pr to put her in the championship picture. Kristie Johnson (Central, Fresno) has been one of the top in her age-group nationally for the last few years, with a big



MIESHA MARZELL—800 Meters
Photo by Bill Cockerham

2:13.53 seasonal best in the Central Section Meet. It would be a good event.

Deetra Deer showed she came to run this weekend, with an aggressive 65.6 (400) and 1:39.6 (600m) start in her 2:15.72 Heat 1 win. Christie Engesser and Melanie Hand led early in Heat 2, with Engesser moving well after a 1:39.0 600 to win at 2:13.59 over surprising Michelle Muething (Amador Val-

ley, Pleasanton) 2:13.88. Kerri Woolheater was super in Heat 3, racing through the 400 at 64.3 and continuing to push, with 1:37.3 at the 600 on the way to a "quickest of the day" Heat 3 win at 2:12.64. Favorite Miesha Marzell got out in front in Heat 4 and slowed it down through 65.8 (400m) and 1:41.0 (600m) points before moving to a 2:15.97 win.

In Saturday's Finals run it was North Coast rivals Miesha Marzell and Kerri Woolheater who were out strongest, leading through the first 200 at 30.5. Christie Engesser had moved up to second behind Marzell through the 400 at 63.8. At the 600 in 1:36.8 Engesser and Woolheater moved up to challenge the Bishop O'Dowd star, with neither able to get by the pacesetter. Marzell had plenty in reserve, taking off over the final 60 meters to win by six meters, with surprising Holly Welch moving up to challenge Engesser for second 2:11.23-2:11.36.

Finals:
 1 Miesha Marzell (11) O'Dowd 2:10.29
 2 Christi Engesser (11) Oc View 2:11.23
 3 Holly Welch (12) Bella Vista 2:11.36
 4 Kerri Woolheater (12) Casa Gr 2:12.59
 5 Melanie Hand (11) Fallbrook 2:13.75
 6 Michelle Muething (11) AmaVly 2:14.75
 7 Deetra Deer (11) Crenshaw 2:16.95
 8 Kristi Camp (11) Agoura 2:17.38
 9 Brenda Stewart (11) Locke 2:19.12
Heat 1: 1. Deetra Deer (11) Crenshaw 2:15.72, 2. Holiday Molway (12) University 2:17.16, 3. Christine Stavolone (10) Presentation 2:17.17, 4. Monica Callen (10) Poway 2:18.35, 5. Vicky Fleschner (11) Fortuna 2:18.83, 6. Brook Yerman (10) Paradise 2:20.41, 7. Tanya Andrews (9) Del Campo 2:20.64. **Heat 2:** 1. Christi Engesser (11) Ocean View 2:13.59, 2. Michelle Muething (11) Amador Valley 2:13.88, 3. Melanie Hand (11) Fallbrook 2:14.20, 4. Irene Hobbs (9) Atwater 2:18.96, 5. Tia Christianson (11) San Lorenzo Valley 2:19.57, 6. Spring Lino (11) Fresno 2:21.09, 7. Nicole Kleiner (12) San Pedro 2:27.39. **Heat 3:** 1. Kerri Woolheater (12) Casa Grande 2:12.64, 2. Holly Welch (12) Bella Vista 2:14.04, 3. Kristi Camp (11) Agoura 2:15.20, 4. Brenda Stewart (11) Locke 2:16.30, 5. Julie Gocht (12) El Toro 2:17.84, 6. Sherria Donovan (10) Madera 2:20.75, 7. Julie Roddick (12) Lowell 2:23.65. **Heat 4:** 1. Miesha Marzell (11) Bishop O'Dowd 2:15.97, 2. Kristi Johnson (9) Central 2:16.87, 3. Barbara Bolsuert (9) Lutheran, Orange 2:17.94, 4. Susan Scott (12) Mt. Carmel 2:20.30, 5. Africa Williams (10) Gardena 2:23.25, 6. Keana Collins (11) Mt. Pleasant 2:26.48, 7. Tiffany Jordan (10) Fremont 2:30.37.

Five California squads listed timewise among the top dozen in the country were not in the State Finals race for one reason or another.

Finals:

1 Morningside	46.34
2 Skyline	47.75
3 Bakersfield	47.82
4 Muir	48.07
5 Morse	48.09
6 Dorsey	48.31
7 Pius X	48.59
8 Vallejo	48.74
Mt. Pleasant	DNF

Heat 1: 1. Morningside 46.80, 2. Franklin 48.65, 3. University 50.13, 4. Hoover 50.57, 5. West Valley 51.53, James Logan DQ. **Heat 2:** 1. Dorsey 48.46, 2. Mt. Pleasant 48.51, 3. Thousand Oaks 48.56, 4. Edison, Fresno 48.66, 5. San Pasqual 50.36, 6. St. Elizabeth 50.43, 7. Washington 50.92. **Heat 3:** 1. Bakersfield 47.93, 2. Muir 48.06, 3. Independence 48.58, 4. Lincoln 48.83, 5. Luther Burbank 48.97, 6. Crenshaw 50.09, 7. Eureka 50.17. **Heat 4:** 1. Morse 47.83, 2. Skyline 47.89, 3. Pius X 48.22, 4. Vallejo 48.47, 5. Washington 49.53, 6. St. Ignatius 49.91, 7. Carondelet 50.73.

1600 Meter Relay

Long Beach Poly was not done in this event like the 400, where their baton "boo-boo" had halted their season back at the League meet. Morningside (Inglewood) had traveled to the Texas Relays in early April and was narrowly defeated by Madison of Dallas 3:44.38-3:45.86. Morningside was doing it in 1992 without 400m star La-Shawn Stringer. With the Morningside crew beat up from the Texas Relays weekend and travel and all, Long Beach Poly had won at Arcadia in 3:49.52. The duo met at the Southern Section Qualifying Meet, with Poly frosh Andrea Anderson racing a 54.3 anchor to run Morningside down 3:47.42-3:47.68. Bishop O'Dowd, 3:49.92 at Arcadia, has a great group of athletes, with a 3:47.29 in the Section Finals that assured them a spot in the thick of the battle. Logan (Union City) 3:50.15 was second behind O'Dowd in the North Coast.

Some of the State's top girls teams are so deep that they can afford to interchange their team members and qualify for the State Finals with less than the number one squad they can put on the track. Long Beach Poly was second in Heat 1 here at 3:53.09 with some of the first string watching, with Allison Dring pulling Mt. Carmel into a qualifying position (3:53.44) with a 54.8 anchor behind Muir's 3:53.00 in that same race. Bishop O'Dowd

seemed to beholding something in reserve in its 3:51.72 Heat 2 win. Erin Blunt (56.2) and Christina Stark (56.8) raced strong middle legs for the runner-up San Pasqual squad (3:53.07). James Logan was 3:53.58 to win Heat 3 off four consistent legs (between 57.6 and 59.0). Morningside took the final qualifying race at 3:50.31, with Jaronda White 56.6 on leg 2 and Santishia Arnold anchoring in 56.7.

The Finals here would be a great race, with Long Beach Poly and Morningside going at it once again, with a great group from Bishop O'Dowd along to make it interesting. Maya Green brought O'Dowd in with a lead at the exchange at 58.4, with Poly 58.5 from Aminah Haddad and Morningside back a bit off Tai-Ne Gibson's 59.2. Jaronda White moved Morningside into the lead with a quick 55.3 second leg, with Jo-Launa Gilford (Poly) 56.5 and Miesha Marzell (O'Dowd) 57.1. James Logan, the North Coast Section power, was right in the thick of the race, with four teams within ten meters at the last exchange. Felicia Williams gave Morningside a slight lead with a 56.7 third leg, with Channel Anderson 56.5 for Poly and Bisa Grant 56.7 for O'Dowd. Andrea Anderson (LB Poly) is one amazing frosh athlete, showing poise and confidence while measuring Morningside veteran Santishia Arnold for 300 meters of the anchor leg. As she had the week previous in the Section qualifier, the Poly frosh made her move as the race headed into the final stretch, edging up and by Arnold to break the tape a 3:45.91 winner during her 54.5 leg. Arnold was 55.1 (Morningside 3:46.30), with Aisha Sims 55.5 (O'Dowd 3:47.84). James Logan was fourth in 3:49.05 in a spectacular race. There are only a couple of teams in the entire nation with entire teams at the level of the first four squads in this race. Allison Dring was 56.1 on the anchor of fifth place Mt. Carmel's 3:53.57, with Erin Blunt 56.2 for San Pasqual's 3:54.31 sixth place crew.

Finals:

1 Long Beach Poly	3:45.91
2 Morningside	3:46.30
3 Bishop O'Dowd	3:47.84
4 James Logan	3:49.05
5 Mt. Carmel	3:53.57
6 San Pasqual	3:54.31
7 Dorsey	3:55.16
8 Skyline	3:55.27
9 Muir	3:55.59

Heat 1: 1. Muir 3:53.00, 2. Long Beach Poly 3:53.09, 3. San Diego Mt. Carmel 3:53.44. Nonqualifiers included: 6. LA University

4:10.79. **Heat 2:** 1. Oakland Bishop O'Dowd 3:51.72, 2. Escondido San Pasqual 3:53.07. Nonqualifiers included: 3. St. Bernard 3:57.36, 7. LA Fremont 4:09.65. **Heat 3:** 1. Union City James Logan 3:53.58, 2. Oakland Skyline 3:55.18. Nonqualifiers included: 4. Crenshaw 4:06.21, Thousand Oaks, did not run. **Heat 4:** 1. Morningside 3:50.31, 2. Dorsey 3:56.30. Nonqualifiers included: Po-way, disqualified.

High Jump

Julie Jenkins (San Ramon, Darville) cleared 5-10 in the February Sunkist Indoor, then stayed local and pretty casual during the spring. Jenkins was sixth here last year and was the only returning finalist. Danielle Boswell (Bullard, Fresno) had matured in her soph year, with a 5-11 best and a number of solid big-meet competitions. Amy Cheli (Los Altos) and Tanya Lazar-lea (Vallejo) had 5-9 bests, with Kristy Kierulff (Esperanza, Anaheim) the South's best at 5-8 1/2. Aisha Sims (Bishop O'Dowd, Oakland) was the obligatory event threat from her school with 5-8 at the North Coast.

Qualifying in the Girls High Jump was not too eventful, with 5-4 on one's first attempt necessary to move on to the ten girl final. 5-8 competitor Aisha Sims was unable to clear 5-4 on this date, but O'Dowd teammate Jamilla Churchill was a qualifier at 5-4 to continue the weekend in which there seemed the presence of the Oakland private school in almost every event.

The finals here would have a bit of a surprise twist. Through 5-4 in the event only Reishshea Candidate fell by the wayside, with Jamilla Churchill, Darci Morrison, Tracye Lawyer, and Tanya Lazar-Lea all tying for sixth after making 5-4 on their first attempt and going no higher. Kristy Kierulff and Julie Jenkins were over 5-6 on their first attempt, with Danielle Boswell over 5-6 on her second attempt for fourth place, with Tina Bowman fifth when she cleared that height on her final trial. Now the real jumping would start. Interestingly, while Duffey and Bowman had their three trials at 5-7, Kierulff, Jenkins, and Boswell passed. At 5-8, the Esperanza frosh Kierulff and Bullard soph Boswell cleared on their first attempt, with Jenkins taking two trials to be successful. Jenkins required two efforts to make 5-9, with the daring other young duo passing that level. At 5-10 Kierulff continued her "amazing adventure," clearing on her first trial,

while Jenkins missed three times and Boswell got over on her third attempt. Kierulff ahead on misses, passed 5-11 while Boswell missed three times, with the Esperanza frosh attempting 6-0



KRISTY KIERULFF--High Jump
Photo by Bill Cockerham

to equal the national ninth grade record, set by current national record holder Amy Acuff, and take down the age-14 record of 5-11 by Angie Bradburn from 1983. It was not to be this day, but we think we will be hearing more from this young leaper.

Finals:

1 Kristy Kierulff (Esperanza)	5-10
2 Danielle Boswell (Bullard)	5-10
3 Julie Jenkins (San Ramon)	5-9
4 Erin Duffey (St. Francis)	5-6
5 Tina Bowman (Newport Harbor)	5-6
6 Jamilla Churchill (Bishop O'Dowd)	5-4
6 Darci Morrison (Laguna Hills)	5-4
6 Tracye Lawyer (Cate)	5-4
6 Tanya Lazar-Lea (Vallejo)	5-4
10 Reishshea Candidate (Clovis W)	5-2

Qualifiers: Lazar-Lea (Vallejo), Boswell (Fresno Bullard), Jenins (Darville, San Ramon), Lawyer (Cate, Bowman (Newport Harbor), Duffey (Mt. View St. Francis), Kierulff (Esperanza), all 5-6; Morris (Laguna Hills, 5-5; Candidate (Clovis West) and Churchill (Bishop O'Dowd) 5-4. **Non-qualifiers included:** Watson (Saugus), 5-2; Kraft (Carlsbad), Stallings (San Diego), Barnes (Van Nuys Grant), Hubbard (San Fernando) and Theriault (Verdugo Hills), all 5-0; Warren (Narbonne), Grebing (SD Mission Bay), no height.

Long Jump

In the post-Juliana Yendork era we came back to reality in distances in the horizontal jump events. Kam Warner (West Bakersfield) jumped a then-nation leading 19-6 1/2 to handle all the state's best at Arcadia, with great all-arounder, Heather Sterling

CIF / Reebok California State Meet

(Mission Viejo), 19-6 in mid-April. Sheena Ferguson (Washington, San Francisco) was best out of the Section meets at 19-2, with a 19-5 seasonal best. Nicole Haynes (Bishop Montgomery, Torrance) was third in 1991 with an 18-3 1/2 92 best, with Jessica Renton (Downey, Modesto) 5th last year and 18-2 1/2w/18-1 this year. Another fine all-rounder, Cheeza Figueroa (Quartz Hill), was the Southern Section Meet winner at 18-9 3/4.

The wind assisted a number of athletes to very fine performances in Friday's qualifying. It took 18-2 3/4w to make the Finals. Christine Burton (Helix, La Mesa) got the show going with a wind-aided 18-9 1/4 in the first round of flight two, with a big 19-0 1/4w third effort in qualifying. She held the lead until Nicole Haynes rode a big 4.5 meter per second gust to a 19-3 1/4w qualifier during her flight. The final group of four really busted loose, with Heather Sterlin 19-9w on her only fair (and final) jump of the Prelims, with Cheeza Ferguson a big 19-4 1/2w mark, Kam Warner a 19-3 1/2w opener, and Sheena Ferguson two scratches and a 20-3 3/4w final effort to lead Friday's action. Strangely enough, there were only a total of four fair jumps out of the twelve taken by the talented last flight of four, usually an indicator that heavy winds are raising havoc with step patterns.

This turned out to be a heck of a competition! Sheena Ferguson had hurt herself in Friday's qualifying, and was only 15-5 1/4 and two fouls in Saturday's early jumping. Kam Warner led through the first round at 19-5 1/4 (+2.0), with Nicole Haynes improving to 19-6 1/2w (+3.5) during the second round, and Heather Sterlin throwing out a challenge to all with a big 19-8 1/2 (+1.5) during that series of jumps. Sterlin suffered a serious back injury two years back and had been about a year off of wearing a back brace for a number of months, with the talented all-around star a fine jumper, hurdler, and long sprinter. Warner and Haynes continued out over 19 feet, with Warner 19-5 1/4, 19-3 1/2w, 19-7 1/4, 19-7 3/4w, and 19-2 1/4w, with Haynes 19-2 3/4 and 19-5w on her fourth and fifth jumps. Warner put it all together on her final effort with 1.5 meters per second of wind behind her, a 20-6 1/4 national leader and nearly ten inch margin of victory in the competition.

Finals:

- 1 Kam Warner (W Bkld) 20-6 1/4
 - 2 Heather Sterlin (Mission Viejo) 19-8 1/2
 - 3 Nicole Haynes (Bish Montgom) 19-6 1/2
 - 4 Cheeza Figueroa (Quartz Hill) 18-9
 - 5 Chanelle Anderson (L Bch Poly) 18-8 3/4
 - 6 Cherice Ellison (Mt. Pleasant) 18-6 3/4
 - 7 Christine Burton (Helix) 18-4 1/2
 - 8 Eva Potter (West Valley) 17-7 1/2
 - 9 Sheena Ferguson (Washington) 15-5 1/4
- Qualifiers:** Sheena Ferguson (Washington) 20-3 3/4, Heather Sterlin (Mission Viejo) 19-9, Cheeza Figueroa (Quartz Hill) 19-4, Kam Warner (West Bakersfield) 19-3 1/2, Nicole



KAM WARNER
Long Jump

Photo by Bill Cockerham

Haynes (Bishop Montgomery) 19-3 1/4, Christine Burton (Helix) 19-0 1/4, Eva Potter (West Valley) 18-7 1/4, Chanelle Anderson (Long Beach Poly) 18-3 3/4, Cherice Ellison (Mt. Pleasant) 18-2 3/4, Felicia Brown (Seaside) 18-2 1/4, Montoya Johnson (Dorsey) 18-0 1/4.

Non-Qualifiers: Tanisha Miles (Skyline) 16-1 3/4, Hadiya Green (Logan) 16-7 1/4, Tiffany Roberts (Carondelet) 16-3 1/4, Melissa MacPherson (Montgomery) 17-0 1/2, Jodi Bailey (St. Elizabeth) 15-3 3/4, Charisse Sampson (Washington) 17-8 1/4, Nelisha Henderson (Cleveland) 17-3 3/4, Erika Bomhorst (Chula Vista) 17-5 1/4, Sonya Martin (Tulare Western) 16-9 1/4, Jennifer Oliveira (Lemoore) 17-7 1/4, Shonte Tippet (Jefferson, LA) 17-0 1/4, Tracie Lawyer (Cate) 17-3 3/4, Cindy McCloskey (Lynbrook) 17-5, Amy Loftin (Galt) 17-1 1/2, Carlene Jones (Morse) 17-11 1/4, Jessica Renton (Downey) 17-7, Michele Reid (Folsom) 17-4 1/2.

Triple Jump

Ditto here as in the Long Jump, as Miss Yendorik's graduation brought the event back into reality. State leader, at 40-4, and top returnee, at third, from last year, Kayla Montgomery (Clovis West), showed real heart in jumping 38-5 to qualify out of the Central Section after earlier in the meet

seemingly to suffer a severe leg injury in the hurdles. Latasha Burnett (Lynwood), who has shown great all-around potential since her sophomore year despite some ups and downs for a variety of reasons, emerged from the Section meets with the best mark that weekend at 39-0 1/4 and a seasonal best of 39-5 1/4. Christine Sherwood (Watsonville) continued her fine career this spring, with a 39-1 best and second at



KAYLA MONTGOMERY
Triple Jump

Photo by Bill Cockerham

Arcadia. Amy Littlepage (Mt. Miguel, Spring Valley) was the Arcadia winner against the State's top field and had a best of 38-8 1/2, with Ebony Henderson (Bakersfield) 39-0 1/2. Muir's fine all-around Amber Roberts was the other athlete over 39-0 at 39-2.

Triple Jump prelims action was pretty hot and heavy, with 37-10 1/4w necessary to make the Finals. Latasha Burnett led the field with a national leader 40-11, with former state leader (40-4) Kayla Montgomery seemingly recovered from injury with her 39-11 wind legal second place effort. Consistent Christine Sherwood had a 39-3 from Friday, with Amy Littlepage a pr 38-10 1/2.

Eyes were on Burnett, but it was Kayla Montgomery who got the competition off in the Finals with a 39-11 1/4 (wind +1.5) opener. Kayla's effort amazingly held the lead by over a foot until the final round. On her final jump Glory Dolphin improved to 39-2 1/4w (+3.0) for third, with Burnett a 39-9 1/2 (+1.9) on the final effort of the meet for second.

Finals:

- 1 Kayla Montgomery (Clov W) 39-11 1/4
- 2 Latasha Burnett (Lynwood) 39-9 1/2
- 3 Glory Dolphin (Santa Monica) 39-2 1/4

- 4 Ebony Henderson (Bakersfield) 38-9 1/4
- 5 Christine Sherwood (Watsonville) 38-4 1/2
- 6 Marquita Knight (L Bch Poly) 38-1 1/2
- 7 Wintress Lang (Cent/Comp) 38-1 1/4
- 8 Allia Hanson (James Logan) 36-9 3/4

Qualifiers: Burnett (Lynwood) 40-11 (wind 1.0 mps aiding, national leader); Montgomery (Clovis West) 39-11; Sherwood (Watsonville) 39-3; Littlepage (SD Mt. Miguel) 38-10 1/2; Henderson (Bakersfield) 38-9 3/4; Dolphin (Santa Monica) 38-6 1/2w; Hanson (Union City Logan) 38-5 1/2w (36-10 1/2 legal best); Lang (Compton Centennial) 37-10 3/4w; Knight (Long Bch Poly) 37-10 1/2 w (37-2 3/4). **Non-qualifiers included:** 10. Porter (Escondido Orange Glen) 37-9 1/2, 12. Stark (Escondido San Pasqual) 37-3w (35-6 1/4); 19. Moreno (LA Lincoln) 34-11 3/4; 21. Hunter (LA University) 34-3; Dyson (LA Banning) 33-11 3/4w; Johnson (Dorsey), Roberts (Muir) did not jump.

Shot Put

Kristen Heaston (Ygnacio Valley, Concord) burst forth early in the year with a put of over 46-0, then leveled out for a time before exploding to an impressive 49-2 1/2 at the North Coast meet. A put out in that area would put her far ahead of the pack. A respectable group behind Heaston was led by junior Nada Kavar (Crescenta Valley, La Crescenta), a basketballer who improved out to 45-9 1/2 at the end of the season. Crystal Brownlee (Westlake, Westlake Village), runner-up last year, was 44-8 1/2, with Lisa Stephaney (Hoover, Fresno) peaking nicely at Section with a 44-6 and Lisa Misapeka (Temecula Valley) also over 44-0 at 44-3.

Kristin Beaston continued her fine throwing through the Prelims, with a 47-7 3/4 opener and 47-0 1/4 second put that had her over three feet ahead of the next best putter, Crystal Brownlee (44-3).

In the Finals Lisa Misapeka started things with a lifetime best 44-6 3/4 on her second effort. Kavar followed out with a 43-3, with Heaston finishing out the three prelim puts with a leading 45-3 1/2 effort. Crystal Brownlee, usually at her best in this competition, was 41-5 1/5 after the prelims, and finished with three foul efforts in the finals. The leading trio did not improve during their three final puts, with Heaston's 45-3 1/2 holding up for the win, with top six all back for what should be a good 1993 season in the event.

Finals:

- 1 Kristin Heaston (Ygn Valley) 45-3 1/2
- 2 Lisa Misapeka (Temecula Vy) 44-6 3/4
- 3 Nada Kavar (Cresc Valley) 43-3

CIF / Reebok California State Meet

- 4 Soozie Shanley (Tulare) 42-4 1/2
 5 Yolanda Crowder (Bkfld) 41-10 3/4
 6 Crystal Brownlee (Westlake) 41-5 1/2
 7 Tiann Rouse (Livingston) 40-10 3/4
 8 Kristina Mataafa (Or Glen) 40-7 1/4
 9 Lisa Stephaney (Hoover) 40-6
Qualifiers: Kristin Heaston (Ygnacio Valley) 47-7 3/4, Crystal Brownlee (Westlake)



KRISTIN HEASTON—Shot Put
 Photo by Bill Cockerham

44-3, Tiann Rouse (Livingston) 44-0, Nada Kavar (Crescenta Valley) 43-5 1/4, Soozie Chanley (Tulare) 42-0, Lisa Misipeka (Temecula Valley) 41-9 1/4, Kristina Mataafa (Orange Glen) 41-8 1/2, Lisa Stephaney (Hoover) 41-7 3/4, Yolanda Crowder (Bakersfield) 41-0 3/4, Chelsea Stephens (Atwater) 40-11 3/4, Gina Heads (Newport Harbor) 40-9 1/2.

Non-Qualifiers: Aisha Miller (Skyline) 28-10, Kim Shea (Lowell) 31-0, Darvena Merritt (North Hollywood) 35-0 1/2, Darlene Walker (Hollywood) 33-9, Keshana Ledet (Washington) 33-3, Stephanie Loggins (Moreau) 34-9 1/4, Mari Savage (Burlingame) 33-1 1/4, Denise Edwards (Del Mar) 36-0 1/4, Leslie Woolery (West Valley) 39-4, Leilica Zazaboi (Westmoon) 36-5 1/2, Kelly Smith (Patrick Henry) 37-2, Doreen DeLas-Santos (Ukiah) 39-8 3/4, Kristina Barden (Nevada Union) 39-9, Mirinda Shafer (James Logan) 39-10, Scia Maumausolo (Mt. Carmel) 39-4 1/2, Beth Burton (Warren) 39-11 3/4.

Discus

Soph Suzy Powell (Downey, Modesto) had a steady season, with the 1991 event runner-up a seasonal best of 157-10. Kristina Mataafa (Orange Glen, Escondido) was the other in the State over 150-0 at 151-1. Fine all-around Scia Maumausolo (Mt. Carmel, San Diego), she's all-world in Volleyball and Softball, was 144-3. With seasonal best efforts in Section Finals competition were Lisa Stephaney (Hoover, Fresno) 143-6, Becky Elwood (Calava-

ras) 142-10, Gina Heads (Newport Harbor) 142-7, and Kristina Barden (Nevada Union, Grass Valley) 141-6.

What a State Meet weekend Suzy Powell would have here, as after a fairly low-key season she peaked superbly in going through both national grade



SUZY POWELL—Discus

Photo by Bill Cockerham

and age records in the event! The Downey of Modesto soph, a member of the U.S. Junior National team last year as a ninth grader, wowed them in Friday's trials, improving through 151-5, 160-6, and 165-1 tosses, the latter a big seasonal pr that took down the national soph record of 163-0 set by Melissa Weis (Bakersfield) from 1988. That is throwing in some pretty good company! Kristina Mataafa (Orange Glen, Escondido) was 145-8 in second, with Becky Elwood and Kristina Barden notables who failed to make the top nine.

Miss Powell came to throw in the Finals also, blasting a 169-8 on her opening toss that took down the age 15 national record of 168-2 by Carla Garrett of Santa Fe, New Mexico, from 1983. Some pretty good company once again, as Garrett just qualified for the 1992 U.S. Olympic team! Suzy followed her opening toss with a foul, a 155-11 effort, with Kristina Mataafa out to 150-6 on her fourth toss for move into second. Having a tough time putting it together after the big opener, with the wind conditions this weekend far from ideal for top discus throwing, Powell finished with 151-9, foul, and 154-6 throws. Mataafa was second with her 150-6, with Scia Maumausolo next at 140-2. With no one on the horizon statewide to keep Suzy honest over the next year or two the

next assignment for 1993 is the junior class and age 16 national bests of 175-10 by Leslie Deniz (Gridley, Ca) from 1979. Leslie also has the State Meet Record at 172-11, so there should be motivation during those lonely March workouts for the talented Modesto athlete.

Finals:

- | | |
|---------------------------------|-------|
| 1 Suzy Powell (Downey) | 169-8 |
| 2 Kristina Mataafa (Or Glen) | 150-6 |
| 3 Scia Maumausolo (Mt. Carm) | 140-2 |
| 4 Soozie Shanley (Tulare) | 135-5 |
| 5 Leslie Woolery (West Valley) | 133-0 |
| 6 Lisa Stephaney (Hoover) | 132-6 |
| 7 Lisa Misipeka (Temecula Vly) | 129-8 |
| 8 Gina Heads (Newport Harbor) | 127-9 |
| 9 Kirstin Heaston (Ygnacio Vly) | 116-5 |

Qualifiers: Suzy Powell (Downey) 165-1, Kristina Mataafa (Orange Glen) 145-8, Scia Maumausolo (Mt. Carmel) 140-5, Leslie Woolery (West Valley) 140-2, Lisa Stephaney (Hoover) 139-3, Soozie Shanley (Tulare) 137-14, Gina Heads (Newbury Park) 136-10, Kristin Heaston (Ygnacio Valley) 135-3, Lisa Misipeka (Temecula Valley) 133-11, Tyrenda Stamps (Mt. Pleasant) 133-5, Tina Doian (Palo Alto) 131-5.

Non-Qualifiers: Nandi Ellis (Skyline) 102-11, Karin Zarcone (Amador Valley) 115-11, Kippi Joiner (Benacia) 123-11, Helen Dijkstra (Bakersfield) 131-5, Monica Sullivan (Watsonville) 119-1, Kelly Smith (Patrick Henry) 125-8, Stacy Andrews (Arroyo Grande) 128-11, Vicki Garcia (Amador Valley) 130-10, Mary-Alice Lott (Palm Springs) 128-8, Mary Wilson (Charter Oak) 128-5, Kristina

Barden (Nevada Union) 129-5, Becky Elwood (Calaveras) 130-0.

Scoring:

Long Beach Poly, led by very sophisticated and classy frosh sprinters Andrea Anderson and Aminah Haddad, emerged the winners-over an equally as talented and competitive Morningside team. There are truly some amazing programs on this side in the State, with the first five team finishers capable of matching up very effectively in a dual meet against any team in the entire nation. Bishop O'Dowd, with quality everywhere, was third at 24, with Bakersfield, marking the end of the Janice Nichols/Tike Jackson era, fourth with 22, and the Marion Jones led Thousand Oaks group was fifth at 21. An awful lot of good people are back on the female side statewide next year, so it should be fun again in 1993.

Scoring:

Poly (Long Beach)	39
Morningside	28
Bishop O'Dowd (Oakland)	24
Bakersfield	22
Thousand Oaks	21
Lompoc	20
San Pasqual	19
Fillmore & Clovis West (Clovis)	16
West Bakersfield	14

A quick and easy to subscribe to **CTN...**

FAX IT!

Photocopy this form then FAX IT to (209) 255-4904 to begin your subscription. We will bill you later (\$20.00 for one year postage & handling).

YES, please begin my one-year subscription to **California Track News.**

Name

Address

City/State/Zip

BOYS TRACK

CIF Championships

AT CERRITOS COLLEGE

Top nine advance to finals

100 — (Heat 1) 1. Evans (Vallejo) 10.61, 2. Lewis (Wilcox) 10.63; (Heat 2) 1. Volsan (Merced) 10.56, 2. Hammond (Lincoln) 10.65; (Heat 3) 1. Bradley (Pius X) 10.51, 2. Washington (Southwest) 10.55; (Heat 4) 1. Lewis (Highlands) 10.59, 2. Turner (University City) 10.64, 3. Madu (McAteer) 10.69; Others: Corey Alexander (Valencia) 10.74.

200 — (Heat 1) 1. Volsan (Merced) 21.48; (Heat 2) 1. Washington (Southwest) 21.08, 2. Bradley (Pius X) 21.22, 3. Shephard (Lincoln/S.F.) 21.57; (Heat 3) Dupree (Mt. Pleasant) 21.33w, 2. Lewis (Highlands) 21.51, 3. Hammond (Lincoln) 21.61; (Heat 4) 1. Redd (Fontana) 21.50, 2. Branch (St. Mary's) 21.62.

400 — (Heat 1) 1. Redd (Fontana) 47.99, 2. Johnson (Mission San Jose) 48.54, 3. Beloney (Oak Grove) 48.96; (Heat 2) 1. Dupree (Mt. Pleasant) 47.68, 2. Turner (Morningside) 48.00, 3. Davis (Santa Ana Valley) 49.03; (Heat 3) 1. Shephard (Lincoln/S.F.) 47.92, 2. Wutrich (LB Wilson) 48.99; (Heat 4) 1. Wilson (St. Mary's/Berkeley) 48.72.

800 — (Heat 1) 1. Woodward (LB Poly) 1:56.58; (Heat 2) 1. Katri (Fortuna) 1:53.70, 2. Steip (Peninsula) 1:54.30, 3. Mitchell (Monterey) 1:54.57; (Heat 3) 1. Hughes (AA Stagg) 1:52.85, 2. Collins (Castlemont) 1:54.45; (Heat 4) 1. Woods (Duarte) 1:53.33, 2. Herndon (Bishop O'Dowd) 1:53.95, 3. Armour (Bakersfield) 1:54.37.

1,600 — (Heat 1) 1. DasNeves (Helix/San Diego) 4:15.95, 2. Wilkinson (Merced/San Jose) 4:16.07, 3. Tressler (San Marcos) 4:16.21, 4. Lindsey (Peninsula) 4:17.68; (Heat 2) 1. Wilson (Newbury Park) 4:15.92, 2. Hickey (Foothill) 4:15.93, 3. Reyes (Lakewood) 4:15.99, 4. Wilson (Agoura) 4:16.85, 5. Keim (San Pasqual/San Diego) 4:17.25.

110 HH — (Heat 1) 1. Smith (Hawthorne) 14.32; (Heat 2) 1. Davidson (Saddleback) 14.00w, 2. Powell (Rosedale) 14.39, 3. Moten (Loyola) 14.40; (Heat 3) 1. Stokes (Thacher) 14.07w, 2. Banner (Birmingham) 14.33; (Heat 4) 1. Redmond (Vallejo) 14.11, 2. Crane (Dana Hills) 14.34, 3. Fulton (Mt. Pleasant) 14.57.

300 IH — (Heat 1) 1. Redmond (Vallejo) 38.02, 2. Stokes (Thacher) 38.46; (Heat 2) 1. Smith (Hawthorne) 37.97, 2. O'Neil (Bella Vista) 38.82, 3. Dominguez (Eureka) 38.94; (Heat 3) 1. Muniz (Woodbridge) 37.69, 2. Gayle (Roseville) 37.75, 3. Heller (Palo Alto) 38.96; (Heat 4) 1. Haslip (Muir) 38.78.

400 Relay — (Heat 1) 1. San Geronimo 42.28, 2. Morse/San Diego 42.34, 3. Hawthorne 42.55, 4. Pittsburg 42.63; (Heat 2) 1. Merced 42.02; (Heat 3) 1. Highlands/San Jose 42.12, 2. St. Mary's/San Jose 42.37; (Heat 4) 1. Vallejo 41.78, 2. Morningside 42.31.

1,600 Relay — (Heat 1) Valencia 3:17.85, 2. Vallejo 3:18.08; (Heat 2) 1. Foothill 3:16.49, 2. Bakersfield 3:16.92; (Heat 3) 1. St. Mary's 3:12.83, 2. Muir 3:18.96, 3. Fremont 3:22.64; (Heat 4) 1. Morningside (3:16.65), 2. Bishop O'Dowd (3:19.12).

High Jump — (7 at 6-8) Fischer (Camarillo), Childers (Woodland), Haynes (Corcoran), Kelly (Big Valley), Greenberry (Cabrillo), Davidson (California), Mitchell (Mt. Diablo), (2 at 6-7) Caruthers (St. Francis), Gladden (San Lorenzo Valley); Others: Kimbwa (Orange) 6-6.

Long Jump — 1. Dreher (Antelope Valley) 23-10, 2. Hunt (Bullard) 23-10w, 3. Jack (Canyon Springs) 23-9w, 4. Hicks (LB Wilson) 23-5w, 5. Janoski (Corona) 23-4w, 6. Tilles (Fairfield) 23-3w, 7. Bishop (Taft) 22-11w, 8. Robinson (Apple Valley) 22-11w, 9. Wright (North Monterey) 22-10w.

Triple Jump — 1. Parrish (Marina) 59-0, 2. Clark (Pasadena) 48-11, Massey (LB Poly) 48-11, 4. Taylor (Morse) 48-7, 5. Hayward (St. Mary's) 48-5, 6. Gumbs (Bishop O'Dowd) 48-3, 7. Ipekodow (LB Wilson) 48-2, 8. Harrison (Wasco) 47-6, 9. Mitchell (Mt. Eden) 47-1.

Pole Vault — (8 at 15-4) Phelps (Christian Brothers), Slover (Leland), Lino (Liberty), Johnson (El Dorado), Calkins (Tampalis), Brown (Terra Linda), Akerstrom (Ukiah), Stem (Harvard), (1 at 15-0) Buddin (Orange Glen).

Shot Put — 1. Glock (Nogales) 61-2, 2. Swanson (San Benito) 60-4, 3. Ligenfelter (Upland) 59-2, 4. Buckley (Bakersfield) 59-0, 5. Mancuso (Newport Harbor) 59-0, 6. Smith (Crespi) 58-5, 7. Mosman (Cordova) 56-6, 8. Elbert (Yerba Buena) 55-9, 9. Keyes (Corcoran) 55-7.

Discus — 1. Buckley (Bakersfield) 188-5, 2. Swanson (San Benito) 182-3, 3. Wainwright (South Bakersfield) 177-4, 4. Torre (Notre Dame/Riverside) 170-4, 5. Peare (Trabuco Hills) 159-1, 6. Zimczak (St. Ignatius/S.F.) 168-11, 7. Henry (Dixon) 166-9, 8. DeVault (Chico) 166-7, 9. Ligenfelter (Upland) 165-6; Others: Mancuso (Newport Harbor) 152-5.

GIRLS TRACK

CIF Championships

AT CERRITOS COLLEGE

Top nine advance to finals

100 — (Heat 1) 1. Jones (Thousand Oaks) 11.24; (Heat 2) 1. Gibson (Morningside) 11.78, 2. Nickson (Morningside) 11.96, 3. Johns (Luther Burbank/Sacramento) 4. Grant (Bishop O'Dowd) 12.01, 5. Monica Henderson (Morse/San Diego) 12.02; (Heat 3) 1. Anderson (LB Poly) 11.71, 2. Parker (Bishop O'Dowd) 11.89; (Heat 4) 1. Haddad (LB Poly) 11.79.

200 — (Heat 1) 1. Jones (Thousand Oaks) 22.71, (meet record, old 23.19, S. Howard, Granada Hills, 1980) 2. Gibson (Morningside) 24.37, (Heat 2) 1. Anderson (LB Poly) 24.36w, 2. Johns (Luther Burbank) 24.74, 3. Ellison (Mt. Pleasant) 24.79; (Heat 3) 1. Haddad (LB Poly) 24.10w; (Heat 4) 1. Parker (Bishop O'Dowd) 24.32, 2. Arnold (Morningside) 24.43, 3. Sullivan (Serra) 24.78.

400 — (Heat 1) 1. McClain (Eisenhower) 55.37, 2. Pieslak (Menlo-Atherton) 56.26, 3. Dring (Mt. Carmel) 56.55; (Heat 2) 1. Nichols (Bakersfield) 55.22, 2. White (Morningside) 56.22; (Heat 3) 1. Gilliam (Pittsburg) 55.71, 2. Jayasinghe (Arcadia) 55.91; (Heat 4) 1. Walker (Dorsey) 56.62, 2. Freeman (Skyline/Oakland) 56.76.

800 — (Heat 1) 1. Deer (Crenshaw) 2:15.72; (Heat 2) 1. Engesser (Ocean View) 2:13.59, 2. Muething (Amador Valley) 2:13.88, 3. Hand (Fallbrook) 2:14.20; (Heat 3) 1. Woolheater (Casa Grande) 2:12.64, 2. Welch (Bella Vista) 2:14.04, 3. Camp (Agoura) 2:15.20, 4. Stewart (Locke) 2:16.30; (Heat 4) 1. Marzell (Bishop O'Dowd) 2:15.97; Others: Molway (University) 2:17.16, Focht (El Toro) 2:17.85, Boisvert (Orange Lutheran) 2:17.94.

1,600 — (Heat 1) 1. Hsu (San Marino) 5:03.28, 2. Miller (North Bakersfield) 5:03.65, 3. Skiersz (Agoura) 5:04.03, 4. Mazza (Santa Rosa) 5:06.90; (Heat 2) 1. Shaw (Fillmore) 5:07.08, 2. Horn (Santa Rosa) 5:07.11, 3. Taylor (Edison) 5:07.12, 4. Boisvert (Orange Lutheran) 5:07.15, 5. Snowbeck (University) 5:07.69, (Cock of Apos advances to finals as 10th runner after being interfered with in first heat).

100 hur — (Heat 1) 1. Warner (West Bakersfield) 13.99w, 2. Tolson (Fountain Valley) 14.32; (Heat 2) 1. Nickson (Morningside) 14.05, 2. Blunt (San Pasqual/San Diego) 14.06, 3. Scott (Hiram Johnson/San Jose) 14.20; (Heat 3) 1. Lazar-Lea (Vallejo) 14.09; (Heat 4) 1. Odum (Independence) 13.96w, 2. Sims (Lompoc) 13.98, 3. Grant (Bishop O'Dowd/Oakland) 14.15; Others: 4. Mook (Foothill) 14.69.

300 hur — (Heat 1) 1. Sims (Lompoc) 43.68, 2. Hanger (Thousand Oaks) 45.47; (Heat 2) 1. Lazar-Lea (Vallejo) 43.78, 2. Tolson (Fountain Valley) 45.61; (Heat 3) 1. Blunt (San Pasqual) 43.87, 2. Ekstrom (Newark Memorial) 45.83, 3. Bernard (Nogales) 45.87; (Heat 4) 1. Veale (Poway) 45.70, 2. Henlon (Upland) 45.99.

400 relay — (Heat 1) 1. Morningside 46.80; (Heat 2) 1. Dorsey 48.46, 2. Mt. Pleasant/San Jose 48.51; (Heat 3) 1. Bakersfield 47.93, 2. Muir 48.06; (Heat 4) 1. Morse/San Diego 47.83, 2. Skyline/Oakland 47.89, 3. Pius X 48.22, 4. Vallejo 48.47.

1,600 relay — (Heat 1) 1. Muir 3:53.00, 2. Long Beach Poly (3:53.09), 3. Mt. Carmel 3:53.44; (Heat 2) 1. Bishop O'Dowd 3:51.72, 2. San Pasqual 3:53.07; (Heat 3) 1. James Logan 3:53.58, 2. Skyline/Oakland 3:55.18; (Heat 4) 1. Morningside 3:50.31, 2. Dorsey 3:56.30.

High jump — (7 at 5-6) Kieruff (Esperanza), Duffey (St. Francis), Bowman (Newport Harbor), Lawyer (Cate), Jenkins (San Ramon), Boswell (Bullard), Lazar-Lea (Vallejo); (1 at 5-5) Morrison (Laguna Hills); (2 at 5-4) Candidate (Clovis West), Churchill (Bishop O'Dowd).

Long jump — 1. Ferguson (Washington) 20-3w, 2. Sterlin (Mission Viejo) 19-9w, 3. Figueroa (Quartz Hill) 19-4w, 4. Warner (W. Bakersfield) 19-3w, 5. Haynes (Bishop Montgomery) 19-3w, 6. Burton (Helix/San Diego) 19-0w, 7. Potter (West Valley) 18-7w, 8. Anderson (LB Poly) 18-3, 9. Ellison (Mt. Pleasant) 18-2w.

Triple jump — 1. Burnett (Lynwood) 40-11, 2. Montgomery (Clovis West) 39-11, 3. Sherwood (Watsonville) 39-3, 4. Littlepage (Mt. Miguel) 38-10, 5. Henderson (Bakersfield) 38-9, 6. Dolphin (Santa Monica) 38-6, 7. Hanson (Logan) 38-5, 8. Lang (Centennial/Compton) 37-10, 9. Knight (LB Poly) 37-10.

Shot Put — 1. Heaston (Ygnacio Valley) 47-7, 2. Brownlee (Westlake) 44-3, 3. Reusa (Livingston) 44-0, 4. Kavar (Crescenta Valley) 43-5, 5. Chanley (Tulare) 42-0, 6. Misipeka (Temecula Valley) 41-9, 7. Mataafa (Orange Glen/San Diego) 41-8, 8. Stephanie (Hoover/Fresno) 41-7, 9. Crowder (Bakersfield) 41-0; Others: Heads (Newport Harbor) 40-9.

Discus — 1. Powell (Downey) 165-1, 2. Mataafa (Orange Glen) 145-8, 3. Maunusolo (Mt. Carmel), 4. Wooley (West Valley) 140-2, 5. Stephanie (Hoover) 139-3, 6. Shanley (Tulare) 137-11, 7. Heads (Newport Harbor) 136-10, 8. Heaston (Ygnacio Valley) 135-3, 9. Misipeka (Temecula Valley) 133-11.

HIGH SCHOOL TRACK

STATE MEET

At Cerritos College

BOYS

Heat Winners Plus Next 5 Fastest Qualify For Final; Top 9 in Field Events

100 METERS

HEAT ONE—1. Evans (Vallejo), 10.61 (wind 1.44 m.p.s. aiding); 2. Lewis (Santa Clara Wilcox), 11.63. Nonqualifiers included: 5. Cates (Locke), 10.90; Devine (Nogales), false start.

HEAT TWO—1. Volsen (Merced), 10.56 (wind 1.19 m.p.s. aiding); 2. Hammond (San Diego Lincoln), 10.65. Nonqualifiers included: 4. Jones (Gardena), 11.12; Tyler (Millikan), did not start.

HEAT THREE—1. Bradley (Pius X), 10.51 (wind 1.66 m.p.s. aiding); 2. Washington (San Diego Southwest), 10.55. Nonqualifiers included: 3. Barragan (Millikan), 10.77; 6. Abdelkerim (Birmingham), 11.06.

HEAT FOUR—1. Lewis (Sacramento Highlands), 11.59 (wind 1.32 m.p.s. aiding); 2. Turner (San Diego University City), 10.64; 3. Madu (San Francisco McAttee), 10.66. Nonqualifiers included: 4. Korey Alexander (Valencia), 10.78; 6. Serpas (Birmingham), 10.88.

200 METERS

HEAT ONE—1. Volsen (Merced), 21.48 (wind 1.29 m.p.s. aiding). Nonqualifiers included: 3. Hazel (Gahr), 21.97; 4. Davis (Santa Ana Valley), 22.17; 5. Lloyd (Carson), 22.40; 6. Zent (Santee West Hills), 22.75.

HEAT TWO—1. Washington (San Diego Southwest), 21.08 (wind 1.55 m.p.s. aiding); 3. Shepard (San Francisco Lincoln), 21.57. Nonqualifiers included: 7. Cates (Locke), 22.58.

HEAT THREE—1. Dupree (San Jose Mt. Pleasant), 21.33 (wind 2.20 m.p.s.); 2. Lewis (Sacramento Highlands), 21.51; 3. Hammond (San Diego Lincoln), 21.61. Nonqualifiers included: 5. Serpas (Birmingham), Tyler (Millikan), did not run.

HEAT FOUR—1. Redd (Fontana), 21.50 (wind 1.74 m.p.s. aiding); 2. Branch (Berkeley St. Mary's), 21.62. Nonqualifiers included: 4. Jones (Gardena), 22.27; Evans (Vallejo), false start.

400 METERS

HEAT ONE—1. Redd (Fontana), 47.99; 2. Johnson (Fremont Mission San Jose), 48.54; 3. Beloney (San Jose Oak Grove), 48.96. Nonqualifiers included: 4. McMillan (Gardena), 50.11; Brown (San Diego Serra), did not finish.

HEAT TWO—1. Dupree (San Jose Mt. Pleasant), 47.68; 2. Turner (Morningside), 48.00; 3. Davis (Santa Ana Valley), 49.03. Nonqualifiers included: 4. Harris (San Diego Morse), 49.71; 6. Moquel (Birmingham), 50.57.

HEAT THREE—1. Shepard (San Francisco Lincoln), 47.92; 2. Wuthrivi (Long Beach Wilson), 48.99. Nonqualifiers included: 3. Martinez (Belmont), 49.40.

HEAT FOUR—Wilson (Berkeley St. Mary's), 48.72. Nonqualifiers included: 2. Desaussure (Royal), 49.17; Bailey (El Camino Real), did not start.

800 METERS

HEAT ONE—1. Woodward (Long Beach Poly), 1:56.58. Nonqualifiers included: 2. Robson (San Diego Mt. Carmel), 1:56.75; 3. Lopez (Fillmore), 1:57.02; 6. Clark (Dorsey), 2:05.12.

HEAT TWO—1. Katri (Fortuna), 1:57.20; 2. Steip (Peninsula), 1:54.30; 3. Mitchell (Monte-rey), 1:54.57. Nonqualifiers included: 5. Bernard (Venice), 1:56.49.

HEAT THREE—1. Hughes (Stockton Stagg), 1:52.85; 2. Collins (Oakland Castle-mont), 1:54.45. Nonqualifiers included: 4. Fischer (Maranatha), 1:57.06; 5. Jackowski (San Diego Mira Mesa), 1:59.69; 6. Bustamante (Locke), 2:00.82.

HEAT FOUR—1. Woods (Duarte), 1:53.33; 2. Herndon (Oakland Bishop O'Dowd), 1:53.95; 3. Armour (Bakersfield), 1:54.37. Nonqualifiers included: 5. Naranjo (Garfield), 1:56.51; 6. Camp (Lakeside El Capitan), 1:56.55; Wilkinson (Merced), did not run.

1,600 METERS

3 In Each Heat Plus Next

3 Fastest Qualify For Final

HEAT ONE—1. Das Veves (La Mesa Helix), 4:15.95 (4:01.3 for 1,500 meters); 2. Wilkinson (Merced), 4:16.07 (4:01.5); 3. Tressler (Santa Barbara San Marcos), 4:16.21 (4:01.5); 4. Lindsey (Peninsula), 4:17.68 (4:01.8). Nonqualifiers included: 8. Hensley (El Cajon Valley), 4:23.55; Maciel (LA Fremont), did not run.

HEAT TWO—1. Hickey (Newbury Park), 4:15.92 (3:59.8); 2. Wilson (Bakersfield Football), 4:15.93 (4:00.1); 3. Reyes (Lakewood), 4:15.99 (4:01.3); 4. Wilson (Agoura), 4:16.85 (4:00.6); 5. Keim (Escondido San Pasqual), 4:17.25 (4:01.1). Nonqualifiers included: 7. Giddens (Gardena), 4:28.18; 8. Mejia (Birmingham), 4:28.45.

GIRLS

100 METERS

HEAT ONE—1. Jones (Thousand Oaks), 11.24 (wind 1.50 m.p.s. aiding) (fourth fastest performance of all time). Nonqualifiers included: 3. Conwright (Dorsey), 12.17.

HEAT TWO—1. Gibson (Long Beach Poly), 11.78 (wind 1.54 m.p.s. aiding); 3. Johns (Sacramento Burbank), 11.98; 4. Grant (Oakland Bishop O'Dowd), 12.01; 5. Henderson (San Diego Morse), 12.02. Nonqualifiers included: 6. Powns (Locke), did not finish.

HEAT THREE—1. A. Anderson (Long Beach Poly), 11.71 w (3.30 m.p.s.); 2. Parker (Oakland Bishop O'Dowd), 11.89. Nonqualifiers included: 4. Lattimore (Granada Hills), 12.33; 5. Burton (La Mesa Helix), 12.38.

HEAT FOUR—Haddad (Long Beach Poly), 11.79 w (3.12 m.p.s.). Nonqualifiers included: 2. Sullivan (San Diego Serra), 12.06; 4. Posey (North Hollywood), 12.23.

200 METERS

HEAT ONE—1. Jones (Thousand Oaks), 22.71 (wind 1.72 m.p.s. aiding) (third fastest performance of all time); 2. Gibson (Morningside), 24.37. Nonqualifiers included: 3. Conwright (Dorsey), 25.11; 4. Burton (La Mesa Helix), 25.13.

400 METERS

HEAT ONE—1. McLin (Eisenhower), 55.37; 2. Pieslak (Atherton Menlo Atherton), 56.26; 3. Dring (San Diego Mt. Carmel), 56.55. Nonqualifiers included: 7. Beaton (Hamilton), 60.63.

HEAT TWO—1. Nichols (Bakersfield), 55.72; 2. White (Morningside), 56.22. Nonqualifiers included: Deer (Crenshaw), did not run.

HEAT THREE—1. Gilliam (Pittsburg), 55.71; 2. Jayasighe (Arcadia), 55.91. Nonqualifiers included: 3. Graham (Blair), 57.28; 4. Williams (Gardena), 57.54; 5. Kemp (Encinitas San Diego), 57.89.

HEAT FOUR—1. Walker (Dorsey), 56.62; 2. Freeman (Oakland Skyline), 56.76. Nonqualifiers included: 3. Williams (Morningside), 57.10; 5. Hardman (Poway), 59.10.

800 METERS

HEAT ONE—1. Deer (Crenshaw), 2:15.72. Nonqualifiers included: 4. Callen (Poway), 2:18.35.

HEAT TWO—1. Engesser (Ocean View), 2:13.59; 2. Muething (Pleasanton Amador Valley), 2:13.88; 3. Hand (Fallbrook), 2:14.20. Nonqualifiers included: 7. Kleiner (San Pedro), 2:27.39.

HEAT THREE—1. Woolheater (Petaluma Cada Grande), 2:12.64; 2. Walch (Fair Oaks Bella Vista), 2:14.04; 3. Camp (Agoura), 2:15.20; 4. Stewart (Locke), 2:16.30. Nonqualifiers included: 5. Focht (El Toro), 2:17.84.

HEAT FOUR—1. Marzell (Oakland Bishop O'Dowd), 2:15.97. Nonqualifiers included: 3. Boisvert (Orange Lutheran), 2:17.94; 4. Scott (San Diego Mt. Carmel), 2:20.30; 5. Williams (Gardena), 2:23.25.

1,600 METERS

3 In Each Heat Plus Next

3 Fastest Qualify For Final

HEAT ONE—1. Hsu (San Marino), 5:03.28 (4:46.4 for 1,500 meters); 2. Miller (Bakersfield North), 5:03.65 (4:46.3); 3. Skiersz (Agoura), 5:04.03 (4:46.2); 4. Mazza (Santa Rosa), 5:06.90 (4:48.2). Nonqualifiers included: 10. Kereus (Venice), 5:18.08; 11. Trejo (Belmont), 5:28.89 (5:03.0); Glusac (Fallbrook), did not run.

HEAT TWO—1. Shaw (Fillmore), 5:07.15 (4:50.6); 2. Horn (Santa Rosa), 5:07.11 (4:50.9); 3. Taylor (Huntington Beach Edison), 5:07.12 (4:50.7); 4. Boisvert (Orange Lutheran), 5:07.15 (4:50.7). Nonqualifiers included: 5. Snowbeck (LA University), 5:07.69 (4:50.9); 6. Keim (Escondido San Pasqual), 5:09.95 (4:52.3); 8. Olsen (Lakewood El Capitan), 5:14.83 (4:56.2); 12. Gomez (Belmont), 5:27.20.

100-METER LOW HURDLES

HEAT ONE—1. Warner (Bakersfield West), 13.99 w (2.28 m.p.s.); 2. Tolson (Fountain Valley), 14.32. Nonqualifiers included: 4. Cole (LA Washington), 14.85.

HEAT TWO—1. Nickson (Morningside), 14.05 (wind 1.24 m.p.s. aiding); 2. Blunt (Escondido San Pasqual), 14.06; 3. Scott (Sacramento Johnson), 14.20. Nonqualifiers included: 6. Obasi (Hamilton), 15.17.

HEAT THREE—Lazar-Lea (Vallejo), 14.09 (wind 1.81 m.p.s. aiding). Nonqualifiers included: 2. Sims (Nogales), 14.55; 5. Rogers (Poway), 15.36; 7. Alston (Gardena), 15.84.

HEAT FOUR—1. Odom (San Jose Independence), 13.96 w (2.13 m.p.s.); 2. Sims (Lompoc), 13.98; 3. Grant (Oakland Bishop O'Dowd), 14.15. Nonqualifiers included: 4. Mook (Santa Ana Foothill), 14.69; 5. Mosley (Marshall), 14.75; 6. Stark (Escondido San Pasqual), 14.86.

300-METER LOW HURDLES

HEAT ONE—1. Sims (Lompoc), 43.68; 2. Hanger (Thousand Oaks), 45.47. Nonqualifiers

included: 4. Grebing (San Diego Mission Bay), 46.27; 7. Posey (North Hollywood), 52.39.

HEAT TWO—1. Lazar-Lea (Vallejo), 43.78; 2. Tolson (Fountain Valley), 45.61. Nonqualifiers included: 4. Mosley (Marshall), 47.86.

HEAT THREE—1. Blunt (Escondido San Pasqual), 43.87; 2. Ekstrom (Newark), 45.83; 3. Bernard (Nogales), 45.87. Nonqualifiers included: 7. Mayberry (Bravo Magnet), 51.27.

HEAT TWO—1. Veale (Poway), 45.70; 2. Henlon (Upland), 45.99. Nonqualifiers included: 7. Boasi (Hamilton), 47.92.

400-METER RELAY

HEAT ONE—Morningside, 46.80. Nonqualifiers included: 3. LA University, 50.13; Torrance, did not run.

HEAT TWO—1. Dorsey, 48.46; 2. San Jose Mt. Pleasant, 48.51. Nonqualifiers included: 3. Thousand Oaks, 48.56; 5. Escondido San Pasqual, 50.36.

HEAT THREE—1. Bakersfield, 47.93; 2. Muir, 48.06. Nonqualifiers included: 4. San Diego Lincoln, 48.83; 6. Crenshaw, 50.09.

HEAT FOUR—1. San Diego Morse, 47.83; 2. Oakland Skyline, 47.89; 3. Pius X, 48.22; 4. Vallejo, 48.47. Nonqualifiers included: 5. LA Washington, 49.53.

LONG JUMP

Ferguson (San Francisco Washington), 20-3 3/4 w (3 m.p.s.); Sterin (Mission Valley), 19-9 w; Figueroa (Quartz Hill), 19-4 1/2 w (19-4 legal best); Warner (Bakersfield West), 19-3 1/2 w; Haynes (Bishop Montgomery), 19-3 1/4; Burton (La Mesa Helix), 19-3 1/4 (17-10 1/4); Potter (Cottonwood West Valley), 18-7 1/4 w (17-8); C. Anderson (Long Beach Poly), 18-3 3/4; 9. Ellison (San Jose Mt. Pleasant), 18-2 3/4 w. Nonqualifiers included: 11. Johnson (Dorsey), 18-0 1/4; 12. Jones (San Diego Morse), 17-11 1/4; 13. Sampson (LA Washington), 17-8 1/4; 16. Burnhorst (Chula Vista), 17-5 1/4; 19. Henderson (Cleveland), 17-3 3/4; 20. Lawyer (Cate), 17-3 3/4; 23. Tippie (LA Jefferson), 17-0 1/4.

SHOTPUT

Heaston (Concord Ygnacio Valley), 47-7 3/4; Brownlee (Westlake), 44-3; Rouse (Livingston), 44-0; Kavar (Crescenta Valley), 43-5 1/4; Shanley (Tulare), 42-0; Mispicka (Temecula Valley), 41-9 1/4; Matafaia (Escondido Orange Glen), 41-8 1/2; Stephany (Fresno Hoover), 41-7 3/4; Crowder (Bakersfield), 41-0 3/4. Nonqualifiers included: 11. Heads (Newport Harbor), 40-9 1/2; 12. Burton (Warren), 39-11 3/4; 16. Maumausolo (San Diego Mt. Carmel), 39-4 1/2; 18. Smith (San Diego Patrick Henry), 37-2; 21. Merritt (North Hollywood), 35-0 1/2; 23. Walker (Hollywood), 33-9; 24. Ledet (LA Washington), 33-3.

DISCUS

Powell (Modesto Downey), 165-1; Matafaia (Escondido Orange Glen), 145-8; Maumausolo (San Diego Mt. Carmel), 140-5; Woodley (Cottonwood West Valley), 140-2; Stephany (Fresno Hoover), 139-3; Shanley (Tulare), 137-8; Heads (Newport Harbor), 136-10; Heaston (Concord Ygnacio Valley), 135-3; Mispicka (Temecula Valley), 133-11. Nonqualifiers included: 16. Andrews (Arroyo Grande), 128-11; 17. Lott (Palm Springs), 128-8; 18. Wilson (Charter Oak), 126-5; 19. Smith (San Diego Patrick Henry), 125-8; Cano (LA Rosevelt), did not compete.

HIGH SCHOOL BASEBALL

Southern Section Finals

At Cal State Fullerton

DIVISION 1-A

Cerritos Valley Chr. 11, Oak Park 5

SMALL SCHOOLS DIVISION

Riverside Bethel Chr. 8, Pasadena Poly 3

Box Scores

OAK PARK	VALLEY CHRISTIAN								
	ab	r	h	bi	ab	r	h	bi	
Sterling c	4	1	3	0	Williams cf	4	1	1	1
KPnyr 2b	2	1	1	2	Castillo c	4	1	2	2
Blondi pr	0	0	0	0	Morris lb	2	1	0	0
Lezcano ph	1	0	0	0	Wells p	4	2	2	2
EPYros ss	2	0	0	0	Davis 3b	2	2	1	0
Gibbons cf	3	1	1	1	Hibma ss	4	1	2	3
Kane 3b	4	0	1	1	DeBe 2b	3	2	2	1
McMullin cf	4	0	1	1	Chapman if	4	0	1	2
Corell p	3	0	0	0	Hefner dh	3	1	1	0
Silichio r	1	0	0	0					
Garrido 1b	1	1	0	0					
Quinta pr	0	0	0	0					
Spreading pr	0	0	0	0					
Ruhle ph	0	0	0	0					
Michaud lf	3	1	0	0					
Knaus ph	1	0	0	0					
Totals	29	5	6	5	Total	30	11	11	

Oak Park 300 002 0-5
Valley Christian 020 009 x-11

110-METER HIGH HURDLES

HEAT ONE—Smith (Hawthorne), 14.32 (wind 1.53 m.p.s. aiding). Nonqualifiers included: 2. Bailey (Vista Rancho Buena), 14.61; 5. Bailey (El Camino Real), 14.93.

HEAT TWO—1. Davidson (Saddleback) 14.00 (2.63 m.p.s.); 2. Powell (Reseda), 14.39; 3. Moten (Loyola), 14.40. Nonqualifiers included: 5. Thompson (Fallbrook), 15.01.

HEAT THREE—1. Stokes (Thacher), 14.07w (2.22 m.p.s.); 2. Banner (Birmingham), 14.33. Nonqualifiers included: 7. Victor (San Diego Kearny), 20.71.

HEAT FOUR—1. Redmond (Vallejo), 14.11 (wind 1.87 m.p.s. aiding); 2. Crane (Dana Hills), 14.34; 3. Fulton (San Jose Mt. Pleasant), 14.57. Nonqualifiers included: 6. Brownlee (Manual Arts), 15.32.

300-METER INTERMEDIATE HURDLES

HEAT ONE—1. Redmond (Vallejo), 38.02; Stokes (Thacher), 38.46. Nonqualifiers included: 3. Jordan (LA Washington), 39.26; Rickis (Encinitas San Dieguito), disqualified.

HEAT TWO—1. Smith (Hawthorne), 37.97; 2. O'Neil (Fair Oaks Bella Vista), 38.82; 3. Dominguez (Eureka), 38.94. Nonqualifiers included: 6. Johnson (Chatsworth), 40.93.

HEAT THREE—1. Muniz (Woodbridge), 37.69; 2. Gayle (Roseville), 37.75; 3. Heller (Palo Alto), 38.96; Esselman (Poway), disqualified; Vallejos (Belmont), did not finish.

HEAT FOUR—Haslep (Muir), 38.78. Nonqualifiers included: 2. Moten (Loyola), 39.33; 3. Hunt (Westchester), 39.39; 5. Elliott (Escondido), 40.03.

400-METER RACE

HEAT ONE—1. San Gorgonio, 42.28; 2. San Diego Morse, 42.34; 3. Hawthorne, 42.55; 4. Pittsburg, 42.63. Nonqualifiers included: 6. Reseda, 43.21.

HEAT TWO—Merced, 42.02. Nonqualifiers included: 2. San Diego University City, 43.01; 3. Belmont, 43.32; 4. Millikan, 43.58.

HEAT THREE—1. Sacramento Highlands, 42.12; Berkeley St. Mary's, 42.37. Nonqualifiers included: 3. Bishop Amat, 42.81; 4. San Diego Lincoln, 43.07; Birmingham, did not finish.

HEAT FOUR—1. Vallejo, 41.78; 2. Morningside, 42.31. Nonqualifiers included: 3. Carson, 42.71.

HIGH JUMP

Fischer (Camarillo), Childers (Woodland), Haynes (Corcoran), Kelly (Big Valley), Greenberry (Cabrillo), Davidson (San Ramon California); Mitchell (Concord Mt. Diablo), all 6-8; Caruthers (La Canada Flintridge St. Francis) and Gladden (San Lorenzo Valley), Nadeau (Monroe), all 6-7. Nonqualifiers included: Hasan (San Diego), Kimbwalu (Orange), 6-6; Lincoln (Birmingham), Shumsky (Palisades), Paine (Nordhoff), 6-4; Thomas (Westchester), did not compete.

LONG JUMP

Dreher (Antelope Valley), 23-10½ (wind 1.85 m.p.s. aiding); Hunt (Fresno Bullard), 23-10½w; Jack (Canyon Springs), 23-2¾w; Hicks (Long Beach Wilson), 23-5½w; Tillis (Fairfield), 23-3¾w; Bishop (Taft, Central Section), 22-11¾w; Robinson (Apple Valley), 22-11½w; Wright (Castroville North Monterey County), 22-10¾w.

DISCUS

Buckey (Bakersfield), 188-5; Swanson (Hollister San Benito), 182-3; Wainwright (Bakersfield South), 177-4; Torre (Riverside Notre Dame), 170-4; Peare (Trabuco Hills), 169-1; Zasmiczuk (San Francisco St. Ignatius), 168-11; Henry (Dixon), 166-9; DeVault (Chico), 166-7; Lingenfelter (Upland), 165-6. Nonqualifiers included: 10. Koch (Lakewood El Capitan), 158-4; 13. Mancuso (Newport Harbor), 152-5; 16. San Diego Mt. Carmel, 149-10; 22. Countryman (Nogales), 123-4; Vanegas (La Roosevelt), did not compete.

BOWLING**\$130,000 TOURNAMENT**

At Portland, Ore.

Final 42-Game Scores

FINALISTS—1. Del Ballard, Jr. (Richardson, Tex.), 10,248; 2. Bob Benoit (Topeka, Kan.), 10,247; 3. Norm Duke (Albuquerque, N.M.), 10,198; 4. Mark Thayer (Lafayette, Ind.), 9,916; 5. Jeff Bellinger (Columbia, S.C.), 9,868.

OTHERS—6. Mike Edwards (Tulsa, Okla.), 9,864, \$4,000; 7. Dave Husted (Milwaukee, Ore.), 9,834, \$3,600; 8. Brian Voss (Boca Raton, Fla.), 9,788, \$3,300; 9. Dave Ferraro (Kingston, N.Y.), 9,734, \$3,000; 10. Marc McDowell (Madison, Wis.), 9,678, \$2,800; 11. Richard Abboud (Omaha), 9,672, \$2,600; 12. Mike Miller (Albuquerque, N.M.), 9,659, \$2,400; 13. Justin Homek (Andover, Kan.), 9,648, \$2,200; 14. Pete Weber (Floissant, Mo.), 9,629, \$2,100; 15. Walter Ray Williams Jr. (Stockton), 9,623, \$2,000; 16. Wayne Webb (Beaumont, Tex.), 9,614, \$1,900; 17. Billy Oriokowski (Marne, Mich.), 9,569, \$1,800; 18. Mike Shady (Ripon, Wis.), 9,550, \$1,700; 19. Dave D'Entremont (Parma, Ohio), 9,530, \$1,600; 20. Ken Muscato (Canandaigua, N.Y.), 9,516, \$1,500; 21. Eric Forkel (Chatsworth), 9,479, \$1,400; 22. Freddy McClarkin (Portland, Ore.), 9,402, \$1,350; 23. David Ozio (Vidor, Tex.), 9,336, \$1,300; 24. Dennis Jacques (Monmouth Junction, N.J.), 9,208, \$1,260.

PBA LEADERS**Through May 31**

1. Eric Forkel (Chatsworth), \$133,350; 2. Marc McDowell (Madison, Wis.), \$115,650; 3. Dave Ferraro (Kingston, N.Y.), \$89,125; 4. Bob Vespi (Plantation, Fla.), \$81,030; 5. Dave D'Entremont (Parma, Ohio), \$76,195; 6. Robert Lawrence (Austin, Tex.), \$72,985; 7. Harry Sullins (Detroit), \$68,395; 8. Danny Wiseman (Baltimore), \$58,760; 9. Del Ballard Jr. (Richardson, Tex.), \$55,920; 10. Bruce Hamilton (Seattle), \$54,420.

HIGH SCHOOL SOFTBALL**Southern Section Finals**

At Mayfair Park (Lakewood)

DIVISION 4-A

Hart.....001 100 0—2 4 4
Foothill.....002 300 x—5 9 5
Fenstermaker, Solomon (S) and Neighbors; Gonzales and Green. W—Gonzales (24-5). L—Fenstermaker (19-6).

All Games Today

At Mayfair Park (Lakewood)

DIVISION 5-A

Cypress (21-5) vs. Simi Valley (26-2), 7:30 p.m.

DIVISION 3-A

Woodbridge (29-4) vs. Saugus (26-3), 5 p.m.

DIVISION 1-A

La Reina (17-4) vs. Moorpark (23-4-1), 2:30 p.m.

SMALL SCHOOLS DIVISION

Crossroads (21-9) vs. San Bernardino Christian (21-2), noon.

E—Morris, Davis, Sterling. LOB—Oak Park 10, Valley Christian 6. 2B—Wells, DeBie. 3B—Chapman, Davis. SF—McMullin, Hibma.

IP H R ER BB SO

Oak Park
Gibbons 5 4 2 2 2 3
EPryor L,4-4 ½ 6 7 7 1 0
Corell ½ 2 2 2 2 0

Valley Christian
Morris 4½ 2 3 3 2 6
Wells W,14-2 1½ 3 2 2 2 3

HBP—By Morris (KPryor, Lezcano). By Wells (Knaus). WP—Wells 2, Gibbons. T—3:15. A—623.

Today's Schedule**All Games at Anaheim Stadium****DIVISION 5-A**

Diamond Bar (28-1) vs. Millikan (21-5-1), 7:30 p.m.

DIVISION 4-A

Irvine (20-10) vs. South Hills (19-9), 4:30 p.m.

DIVISION 3-A

Corona (18-13) vs. Norwalk (17-7), 1 p.m.

DIVISION 2-A

Temecula Valley (23-4) vs. San Marino (20-4), 10 a.m.

AUTO RACING SCHEDULE**1992 NASCAR WINSTON CUP SCHEDULE**

JUNE: 7—Sonoma 300K, Sears Point International Raceway, Sonoma, Calif. 14—Champion Spark Plug 500, Pocono International Raceway, Long Pond, Pa. 21—Miller Genuine Draft 400, Michigan International Speedway, Brooklyn, Mich.

JULY: 4—Pepsi 400, Daytona International Speedway, Daytona Beach, Fla. 19—Miller Genuine Draft 500, Pocono International Raceway, Long Pond, Pa. 26—DieHard 500, Talladega Superspeedway, Talladega, Ala.

AUG.: 9—Budweiser at the Glen, Watkins Glen International, Watkins Glen, N.Y. 16—Champion Spark Plug 400, Michigan International Speedway, Brooklyn, Mich. 29—Bud 500, Bristol International Raceway, Bristol, Tenn.

SEPT.: 6—Southern 500, Darlington Raceway, Darlington, S.C. 12—Miller Genuine Draft 400, Richmond International Raceway, Richmond, Va. 20—Peak Antifreeze 500, Dover Downs International Raceway, Dover, Del. 27—Goody's 500, Martinsville Speedway, Martinsville, Va.

OCT.: 4—Tyson Holly Farms 400, North Wilkesboro Speedway, North Wilkesboro, N.C. 11—Mellow Yellow 500, Charlotte Motor Speedway, Concord, N.C. 25—AC Delco 500, North Carolina Motor Speedway, Rockingham, N.C.

NOV.: 1—Pyril 500, Phoenix International Raceway, Phoenix. 15—Hardee's 500, Atlanta Motor Speedway, Hampton, Ga.

NOTES**BASEBALL**

Philadelphia—Announced that pitcher Tommy Greene, who has not pitched since May 12, will be sidelined for at least six more weeks because of tendinitis in his right shoulder.

GIRLS 1600m RUN

Prelim: 5:24 p.m. - Fri. Final: 4:15 p.m. - Sat.

Records - National: 4:39.92 Polly Plumer, Irvine, CA (University) 1982
 State: 4:39.92 Polly Plumer, Irvine (University) 1982

#	Name	Gr. School	Sect.	Prev. Mark	Pos.	Place	Mark
176	Mei-Ling McNamara	11 James Logan	NC	5:10.28	1	_____	_____
214	Miranda Middlecoff	9 Los Gatos	CC	5:08.39	2	_____	5:09.79
145	Teresa Bivado	11 Golden West	CE	5:05.35	3	_____	_____
357	Majorie Hsu	12 San Marino	SS	5:00.36	4	_____	5:03
120	Melina Glusac	11 Fallbrook	SD	4:52.60	5	_____	_____
3	Amy Skieresz	9 Agoura	SS	5:00.27	6	_____	5:04
310	Lori Miller	12 North Bakersfield	CE	5:03.85	7	_____	5:03
10	Lisa Couck	10 Aptos	CC	5:07.22	8	_____	_____
45	Amy Davidson	12 Bret Harte	SJ	5:09.00	9	_____	_____
376	Rhonda Mazza	12 Santa Rosa	NC	5:09.16	10	_____	5:06.90
302	Danielle Nelson	11 Napa	SJ	5:14.00	11	_____	_____
26	Patty Trejo	11 Belmont	LA	5:21.56	12	_____	_____
464	Katerina Kereuis	11 Venice	LA	5:23.53	13	_____	_____
390	Tiendres Rowden	11 Skyline	OK	5:51.09	14	_____	_____
107	Kelly Olsen	12 El Capitan	SD	5:09.00	1	_____	_____
414	Ann Baldelli	10 St. Ignatius	CC	5:08.44	2	_____	_____
358	Melissa Keim	11 San Pasqual	SD	5:05.60	3	_____	_____
236	Barbara Boisuert	9 Luthern (Orange)	SS	5:00.80	4	_____	5:07.17
121	Nikki Shaw	12 Fillmore	SS	4:55.12	5	_____	5:07.11
104	Shelley Taylor	12 Edison	SS	4:57.81	6	_____	5:07.16
162	Sarah Dawson	11 Hoover	CE	5:03.72	7	_____	_____
375	Nika Horn	12 Santa Rosa	NC	5:06.84	8	_____	5:07.11
313	Julie Sahurtz	11 Oak Ridge	SJ	5:08.50	9	_____	_____
37	Anjelica Randall	10 Bishop O'Dowd	NC	5:11.38	10	_____	_____
442	Robin Snowbeck	12 University	LA	5:14.72	11	_____	5:07.69
189	Dina Vollendroff	11 Las Plumas	NO	5:16.01	12	_____	_____
27	Yolanda Gomez	11 Belmont	LA	5:27.18	13	_____	_____
222	Logan Hiroshima	9 Lowell	SF	5:49.68	14	_____	_____

GIRLS DISCUS

Prelim: 5:30 p.m. - Fri. Final: 5:00 p.m. - Sat.


Records - National: 176-04.0 Melisa Weis, Bakersfield, CA 1990
 State: 172-11.0 Leslie Deniz, Gridley 1980

#	Name	Gr. School	Sect.	Prev. Mark	Pos.	Place	Mark
395	Nandi Ellis	10 Skyline	OK	95-07.0	1	_____	_____
352	Adrianna Cano	11 Roosevelt	LA	101-00.0	2	_____	_____
255	Nicole Dillard	12 Mission	SF	104-04.0	3	_____	_____
6	Karin Zarcone	12 Amador Valley	NC	116-11.0	4	_____	_____
29	Kippi Joiner	12 Benecia	NC	117-01.0	5	_____	_____
291	Tyrenda Stamps	12 Mt. Pleasant	CC	121-04.0	6	_____	_____
439	Soozie Shanley	10 Tulare	CE	127-04.0	7	_____	_____
20	Helen Dijkstra	12 Bakersfield	CE	127-07.0	8	_____	_____
487	Monica Sullivan	11 Watsonville	CC	128-01.0	9	_____	_____
322	Kelly Smith	12 Patrick Henry	SD	128-03.0	10	_____	_____
12	Stacy Andrews	10 Arroyo Grande	SS	129-09.0	11	_____	_____
5	Vicki Garcia	12 Amador Valley	NC	130-06.0	12	_____	_____
320	Tina Dolan	12 Palo Alto	CC	131-10.0	13	_____	_____
319	Mary-Alice Lott	12 Palm Springs	SS	133-07.0	14	_____	_____
505	Kristin Heaston	11 Ygnacio Valley	NC	133-09.0	15	_____	_____
491	Leslie Woolery	12 West Valley	NO	134-11.0	16	_____	_____
423	Lisa Misipeka	11 Temecula Valley	SS	136-10.0	17	_____	_____
62	Mary Wilson	11 Charter Oak	SS	138-03.0	18	_____	_____
304	Kristina Barden	12 Nevada Union	SJ	141-06.0	19	_____	_____
307	Gina Heads	10 Newbury Park	SS	142-07.0	20	_____	_____
48	Becky Elwood	12 Calaveras	SJ	142-10.0	21	_____	_____
163	Lisa Stephaney	11 Hoover	CE	143-06.0	22	_____	_____
281	Scia Maumausolo	12 Mt. Carmel	SD	144-03.0	23	_____	_____
317	Kristina Mataafa	12 Orange Glen	SD	149-07.0	24	_____	_____
90	Suzy Powell	10 Downey	SJ	157-06.0	25	_____	_____



Shelly Taylor of Edison High.

Photo by Phillip Enbody




Mary Wilson of Charter Oak will compete in the discus and shot put. She has compiled a 3.67 GPA.

BOYS 1600m RUN

Prelim: 5:38 p.m. - Fri. Final: 4:25 p.m. - Sat.

Records - National: 3:58.30 Jim Ryun, Wichita, KA 1965
 State: 4:05.04 Mark Schilling, Garden Grove 1972

#	Name	Gr. School	Sect.	Prev. Mark	Pos.	Place	Mark
475	Darren Holman	9 Sonora	SJ	4:19.90	1	_____	_____
143	Keith Hensley	11 El Cajon Valley	SD	4:17.50	2	_____	_____
304	Brian Wilkinson	11 Merced	SJ	4:15.80	3	_____	_____
547	Goss Lindsey	12 Peninsula	SS	4:11.58	4	_____	_____
218	Daniel DasNeves	11 Helix	SD	4:09.40	5	_____	_____
463	Todd Tressler	12 San Marcos	SS	4:10.70	6	_____	_____
287	Polo Duarte	12 Madera	CE	4:15.70	7	_____	_____
482	Mark McManus	12 St. Ignatius	CC	4:16.98	8	_____	4:19.99
191	Mike Powers	10 Fremont Christian	CC	4:18.69	9	_____	_____
5	Dave Flynn	12 Alhambra	NC	4:22.09	10	_____	_____
6	Jeff Hartlin	12 Amador Valley	NC	4:22.19	11	_____	_____
185	Gustavo Maciel	12 Fremont	LA	4:27.10	12	_____	_____
46	Conlin Marian	12 Birmingham	LA	4:28.52	13	_____	_____
473	Mike Clapp	12 Skyline	OK	4:49.23	14	_____	_____
272	Ahmik Jones	12 Livermore	NC	4:20.57	1	_____	_____
479	Tyson Thomas	12 St. Francis	CC	4:17.94	2	_____	_____
167	Terry Hickey	11 Foothill	CE	4:15.89	3	_____	_____
4	Ryan Wilson	11 Agoura	SS	4:13.17	4	_____	_____
369	Jeff Wilson	12 Newbury Park	SS	4:09.75	5	_____	_____
245	TJ Reyes	12 Lakewood	SS	4:10.29	6	_____	_____
464	Biran Keim	12 San Pasqual	SD	4:13.80	7	_____	_____
203	Jose Trujillo	12 Golden West	CE	4:16.49	8	_____	_____
70	Chris Gaston	12 Cardinal Newman	NC	4:18.68	9	_____	_____
229	Charles Williams	11 Hogan	SJ	4:21.00	19	_____	_____
45	Alvaro Mejia	11 Birmingham	LA	4:22.60	11	_____	_____
200	Morris Giddens	11 Gardena	LA	4:22.68	12	_____	_____
548	Jared Scoubes	12 West Valley	NO	4:30.26	13	_____	_____
281	Dan Lilot	12 Lowell	SF	4:40.42	14	_____	_____



Brian Wilkinson of Merced.

Photo by Greg Hubbard, Merced Sun-Star

GIRLS 100m HURDLES

Prelim: 5:50 p.m. - Fri. Final: 4:35 p.m. - Sat.

Records: - National: 13.33 Dawn Bowles, South Plainfield, NJ 1988
 State: 13.34 Janeene Vickers, Pomona 1987

#	Name	Gr. School	Sect.	Prev. Mark	Pos.	Place	Mark
248	Akilah Courson	9 McAteer	SF	15.76	2	_____	_____
455	Chidera Madu	10 Valley	SJ	14.83	3	_____	_____
78	Denita Timberlake	11 Del Mar	CC	14.48	4	_____	_____
488	Kam Warner	12 West Bakersfield	CE	13.99	5	_____	_____
126	Elinor Tolson	11 Fountain Valley	SS	14.39	6	_____	_____
368	Julie Jenkins	12 San Ramon	NC	14.69	7	_____	_____
470	Samone Cole	12 Washington	LA	15.06	8	_____	_____
					9	_____	_____
					1	_____	_____
150	Chita Obasi	12 Hamilton	LA	15.46	2	_____	_____
178	Sunshinne Peterson	10 James Logan	NC	14.87	3	_____	_____
268	Sanoma Nickson	12 Morningside	SS	14.44	4	_____	_____
153	Yvonne Scott	12 Hiram Johnson	SJ	13.91	5	_____	_____
359	Erin Blunt	12 San Pasqual	SD	14.26	6	_____	_____
118	Erin McClung	12 Fall River	NO	14.57	7	_____	_____
467	Celisa Carroll	11 Wasco	CE	15.14	8	_____	_____
					9	_____	_____
					1	_____	_____
144	Erica Alston	9 Gardena	LA	15.88	2	_____	_____
334	Corey Rogers	10 Poway	SD	14.91	3	_____	_____
308	Naronke Sims	12 Nogales	SS	14.49	4	_____	_____
454	Tanya Lazar-Lea	12 Vallejo	SJ	14.00	5	_____	_____
290	Angela Hill	12 Mt. Pleasant	CC	14.33	6	_____	_____
344	Allison Breedlove	12 Redwood	CE	14.80	7	_____	_____
31	Jenny Berrien	10 Berkeley	NC	15.09	8	_____	_____
					9	_____	_____
					1	_____	_____
140	Marcita Keys	12 Fremont	OK	16.47	2	_____	_____
360	Christina Stark	11 San Pasqual	SD	14.90	3	_____	_____
34	Bisa Grant	12 Bishop O'Dowd	NC	14.50	4	_____	_____
204	Twila Sims	12 Lompoc	SS	14.09	5	_____	_____
169	Jennifer Odum	9 Independence	CC	14.24	6	_____	_____
124	Katie Mook	9 Foothill	SS	14.57	7	_____	_____
246	Cha Mosley	11 Marshall	LA	15.06	8	_____	_____
					9	_____	_____



Kam Warner of Bakersfield West High is a standout in the 100 meter hurdles.

BOYS 110m HURDLES

GIRLS 400m RUN

Prelim: 6:02 p.m. - Fri. Final: 4:40 p.m. - Sat.

Prelim: 6:14 p.m. - Fri. Final: 4:45 p.m. - Sat.

Records - National: 12.9 Renaldo Nehemiah, Fanwood, NJ 1977
State: 13.41 Steve Kerho, Mission Viejo 1982

Records - National: 52.39 Denean Howard, Granada Hills, CA 1980
State: 52.39 Kenean Howard, Granada Hills 1980

#	Name	Gr. School	Sect.	Prev. Mark	Pos.	Place	Mark
1							
269	Roderick Weatherby	12 Lincoln	SF	15.94	2		
427	Josh Bailey	12 Rancho Buena Vista	SD	14.89	3		
480	Quincy Ruffin	12 St. Francis	CC	14.51	4		
211	Demond Smith	12 Hawthorne	SS	14.42	5		
326	Lisle Babcock	12 Monache	CE	14.49	6		
144	Jaffers Bailey	12 El Camino Real	LA	14.85	7		
273	Jason Neuss	12 Livermore	NC	15.25	8		
9							
1							
492	Anthony Montgomery	10 St. Mary's	NC	15.37	2		
397	Chris Christofferson	12 Oroville	NO	14.89	3		
283	Keith Moten	12 Loyola	SS	14.54	4		
450	Charlie Davidson	12 Saddleback	SS	14.37	5		
436	Drue Powell	11 Reseda	LA	14.50	6		
84	Ian Hatada	12 Casa Roble	SJ	14.75	7		
163	Eric Thompson	12 Fallbrook	SD	15.16	8		
9							
1							
242	Damien Victor	12 Kearny	SD	15.25	2		
258	Ross Bomben	11 Liberty	NC	14.91	3		
254	Damon Bagley	12 Lemoore	CE	14.59	4		
3	Anthony Brockington	12 AA Stagg	SJ	14.38	5		
47	Raymond Banner	12 Birmingham	LA	14.51	6		
575	Marcus Stokes	12 Thacher	SS	14.69	7		
377	Joel Castillo	12 North Monterey	CC	15.07	8		
9							
1							
88	Jason Williams	10 Castlemont	OK	16.05	2		
159	Junior Dominguez	12 Eureka	NC	14.92	3		
15	Larry Parker	10 Bakersfield	CE	14.60	4		
524	Chris Redmond	12 Vallejo	SJ	14.04	5		
357	Terry Fulton	12 Mt. Pleasant	CC	14.46	6		
119	Ryan Crane	12 Dana Hills	SS	14.66	7		
288	James Brownlee	12 Manual Arts	LA	15.07	8		
9							

#	Name	Gr. School	Sect.	Prev. Mark	Pos.	Place	Mark
1							
350	Kim Harris	10 Roosevelt	CE	59.22	2		
30	Sarahyah Wilson	11 Berkeley	NC	57.61	3		
249	Sylvia Pieslak	9 Menlo-Atherton	CC	56.41	4		
105	Tammera McLin	12 Eisenhower	SS	55.24	5		
278	Allison Dring	12 Mt. Carmel	SD	56.34	6		
154	LaShundra Crummie	12 Hogan	SJ	57.41	7		
149	Shandell Beaton	12 Hamilton	LA	59.22	8		
9							
1							
506	Traci Anderson	10 Yreka	NO	59.42	2		
237	Cyndi McCloskey	12 Lynbrook	CC	57.67	3		
16	Janice Nichols	12 Bakersfield	CE	56.79	4		
270	Jaronda White	10 Morningside	SS	55.73	5		
35	Maya Greene	12 Bishop O'Dowd	NC	56.20	6		
68	Deetra Deer	11 Crenshaw	LA	57.38	7		
463	Nadine Donaldson	9 Valley	SJ	58.54	8		
9							
1							
351	Keshay Thomas	10 Roosevelt	CE	1:00.12	2		
9	Ashley Walker	12 Aptos	CC	57.89	3		
44	Angelita Graham	11 Blair	SS	56.86	4		
11	Asha Jayasinghe	11 Arcadia	SS	55.96	5		
323	Latasha Gilliam	10 Pittsburg	NC	56.08	6		
354	Allie Kemp	11 San Dieguito	SD	57.34	7		
143	Africa Williams	10 Gardena	LA	58.65	8		
9							
1							
200	Marlicia Walker	11 Lincoln	SF	1:01.50	2		
50	Monica Hoggatt	12 Carondelet	NC	57.92	3		
271	Felicia Williams	10 Morningside	SS	57.07	4		
389	Malika Freeman	11 Skyline	OK	56.03	5		
81	Rene Walker	12 Dorsey	LA	56.07	6		
127	Patrina Hall	11 Franklin	SJ	57.15	7		
332	CJ Hardman	12 Poway	SD	58.48	8		
9							



Demond Smith of Hawthorne High.




Janice Nichols of Bakersfield. Photo courtesy of California Track & Running News.

BOYS 400m RUN

Prelim: 6:30 p.m. - Fri. Final: 4:50 p.m. - Sat.

Records - National: 45.5 Anthony Ketchum, TX 1981
State: 45.7 Chip Rish, (Marina) 1985

#	Name	Gr. School	Sect.	Prev. Mark	Pos.	Place	Mark
271	Jose Curiel	11 Live Oak	NO	50.70	2	_____	_____
470	Akiem Brown	12 Serra	SD	49.10	3	_____	_____
382	Jack Beloney	11 Oak Grove	CC	48.52	4	_____	_____
166	Jeames Redd	12 Fontana	SS	47.29	5	_____	_____
324	Jimmie Johnson	11 Mission San Jose	NC	48.10	6	_____	_____
199	Jaye McMillan	12 Gardena	LA	49.10	7	_____	_____
441	Mike Barta	12 Rio Americano	SJ	49.76	8	_____	_____
					9	_____	_____
					1	_____	_____
504	Damian Bradshaw	12 Tulare Western	CE	50.05	2	_____	_____
44	Mike Moquel	12 Birmingham	LA	49.36	3	_____	_____
330	Edward Turner	11 Morningside	SS	48.53	4	_____	_____
355	Richard Dupree	12 Mt. Pleasant	CC	47.45	5	_____	_____
467	Anthoni Davis	12 Santa Ana Valley	SS	48.33	6	_____	_____
417	Eric Alston	12 Pittsburg	NC	49.10	7	_____	_____
340	Jerry Harris	11 Morse	SD	49.72	8	_____	_____
					9	_____	_____
					1	_____	_____
85	Rodney Jinter	11 Castlemont	OK	50.47	2	_____	_____
13	Allen Lollus	12 Bakersfield	CE	49.36	3	_____	_____
523	Eddie Barragan	12 Vallejo	SJ	48.78	4	_____	_____
565	Crystin Wuthrich	12 Wilson (Long Beach)	SS	47.70	5	_____	_____
491	Damien Sullivan	12 St. Mary's	NC	48.13	6	_____	_____
32	Ben Martinez	11 Belmont	LA	48.97	7	_____	_____
268	Derek Shephard	12 Lincoln	SF	49.39	8	_____	_____
					9	_____	_____
					1	_____	_____
244	Rashaan Salaam	12 La Jolla Country Day	SD	49.81	2	_____	_____
244	Alex Vandyle	12 Luther Burbank	SJ	49.39	3	_____	_____
286	David Bauer	12 Madera	CE	48.86	4	_____	_____
490	Jesse Wilson	12 St. Mary's	NC	47.81	5	_____	_____
449	Andre Desaussure	10 Royal	SS	48.37	6	_____	_____
469	Paul Sell	12 Sequoia	CC	48.89	7	_____	_____
144	Jaffers Bailey	12 El Camino Real	LA	49.50	8	_____	_____
					9	_____	_____



Milton Hughes of Stagg High, Stockton.


Photo by Craig Sanders

BOYS SHOT PUT

Prelim: 6:30 p.m. - Fri. Final: 5:00 p.m. - Sat.

Records - National: 77-00.0 Michael Carter, Dallas, TX 1979
State: 74-04.75 Brent Noon, Fallbrook 1990

#	Name	Gr. School	Sect.	Prev. Mark	Pos.	Place	Mark
388	Alfonso Seymore	10 Oakland	OK	38-08.5	1	_____	_____
197	Milton Turner	12 Galileo	SF	46-05.0	2	_____	_____
466	Jerome Pope	12 San Pedro	LA	47-06.25	3	_____	_____
277	Greg Jones	11 Locke	LA	48-10.0	4	_____	_____
328	Melvin Clark	12 Monroe	LA	49-10.0	5	_____	_____
147	Richey Koch	12 El Capitan	SD	50-05.75	6	_____	_____
289	Adam McGuire	12 Mar Vista	SD	50-06.5	7	_____	_____
9	Carey Strock	12 Antioch	NC	51-05.5	8	_____	_____
130	Dwayne Sanders	12 Dorsey	LA	51-10.0	9	_____	_____
169	Dave Gill	12 Foothill	NC	52-04.5	10	_____	_____
385	Ruben Razo	12 Oakdale	SJ	52-07.5	11	_____	_____
113	Alfred Keyes	12 Corcoran	CE	52-08.0	12	_____	_____
234	Brian Pina	12 James Logan	NC	52-10.25	13	_____	_____
384	Gary Osmundson	12 Oakdale	SJ	54-02.5	14	_____	_____
537	Jason Braun	12 Villa Park	SS	54-05.25	15	_____	_____
99	Damon DeVault	12 Chico	NO	54-11.0	16	_____	_____
418	Demeatre Brown	12 Pittsburg	NC	55-02.25	17	_____	_____
476	Paul Carrillo	12 South Bakersfield	CE	55-02.5	18	_____	_____
230	Kevin Haug	12 Homestead	CC	55-06.0	19	_____	_____
157	Junior Cienega	12 Escondido	SD	55-06.5	20	_____	_____
115	Adam Mosman	12 Cordova	SJ	55-08.0	21	_____	_____
570	Geoffrey Elbert	11 Yerba Buena	CC	56-03.0	22	_____	_____
372	Mark Glock	12 Nogales	SS	57-08.5	23	_____	_____
118	Cody Smith	12 Crespi	SS	58-06.0	24	_____	_____
370	Tony Mancuso	12 Newport Harbor	SS	58-10.0	25	_____	_____
451	Pete Swanson	12 San Benito	CC	59-07.5	26	_____	_____
513	Tyson Ligenfelter	11 Upland	SS	59-07.5	27	_____	_____
18	Jeff Buckley	12 Bakersfield	CE	60-09.0	28	_____	_____



Tony Mancuso of Newport Harbor.

BOYS HIGH JUMP

GIRLS TRIPLE JUMP

Prelim: 4:00 p.m. - Fri. Final: 3:00 p.m. - Sat.


Records - National: 7-05.25 Dothei Edwards, Athens, GA 1984
State: 7-03.25 Lee Balkin, Glendale 1979

#	Name	Gr. School	Sect.	Prev. Mark	Pos.	Place	Mark
194	Bobby Shaw	11 Galileo	SF	5-10.0	1	_____	_____
557	Lewis Thomas	12 Westchester	LA	6-02.0	2	_____	_____
387	Foley Caldwell	10 Oakland	OK	6-02.0	3	_____	_____
327	Jeff Nadeau	11 Monroe	LA	6-04.0	4	_____	_____
577	Jonathan Zambrando	12 Rancho Bernardo	SD	6-04.0	5	_____	_____
273	Jason Neuss	12 Livermore	NC	6-05.0	6	_____	_____
352	Del Mitchell	12 Mt. Diablo	NC	6-05.0	7	_____	_____
15	Larry Parker	10 Bakersfield	CE	6-06.0	8	_____	_____
168	Brad Roland	12 Foothill	CE	6-06.0	9	_____	_____
374	Dan Paine	12 Nordhoff	SS	6-06.0	10	_____	_____
395	Noah Kimbwala	12 Orange	SS	6-06.0	11	_____	_____
493	Abby Hussein	10 St. Mary's	NC	6-06.0	12	_____	_____
67	Brian Davidson	12 California	NC	6-06.0	13	_____	_____
481	Tony Carruthers	12 St. Francis	SS	6-07.0	14	_____	_____
28	Nick Bertino	12 Bella Vista	SJ	6-07.0	15	_____	_____
572	Kevin Williams	12 Yuba City	SJ	6-07.0	16	_____	_____
576	David Santos	12 Rancho Bernardo	SD	6-07.0	17	_____	_____
48	James Lincoln	10 Birmingham	LA	6-08.0	18	_____	_____
398	David Shumsky	11 Pacific Palisades	LA	6-08.0	19	_____	_____
112	Calvin Haynes	12 Corcoran	CE	6-08.0	20	_____	_____
124	Lavalle Beloney	11 Del Mar	CC	6-08.0	21	_____	_____
31	Clayton Ziedler	12 Bellarmine	CC	6-08.0	22	_____	_____
66	Alarick Greenberry	10 Cabrillo	SS	6-08.0	23	_____	_____
68	Jeremy Fischer	10 Camarillo	SS	6-08.0	24	_____	_____
453	Yusuf Hasan	11 San Diego	SD	6-08.0	25	_____	_____
462	Eli Gladden	12 San Lorenzo Valley	CC	6-10.0	26	_____	_____
569	Griffin Childers	12 Woodland	SJ	6-10.0	27	_____	_____
41	Todd Kelly	11 Big Valley	NO	6-11.0	28	_____	_____


Prelim: 6:30 p.m. - Fri. Final: 5:00 p.m. - Sat.

Records - National: 44-00.5 Juliana Yendork, Walnut, CA 1991
State: 44-00.5 Juliana Yendork, Walnut 1991

#	Name	Gr. School	Sect.	Prev. Mark	Pos.	Place	Mark
118	Erin McClung	12 Fall River	NO	31-02.5	1	_____	_____
393	Shalina Brumfield	10 Skyline	OK	32-05.25	2	_____	_____
223	Anissa Tan	11 Lowell	SF	34-00.5	3	_____	_____
24	Lisa Dyson	12 Banning	LA	34-10.5	4	_____	_____
192	Bonnie Moreno	12 Lincoln	LA	35-03.5	5	_____	_____
179	Hadiya Green	10 James Logan	NC	35-04.75	6	_____	_____
82	Montoya Johnson	12 Dorsey	LA	35-05.5	7	_____	_____
41	Kendra Johnson	11 Bishop O'Dowd	NC	36-00.0	8	_____	_____
111	Keeta Zimmerman	10 Eureka	NC	36-01.0	9	_____	_____
443	Tammie Hunter	11 University	LA	36-06.75	10	_____	_____
384	Felicia Brown	12 Seaside	CC	36-07.5	11	_____	_____
361	Christine Stark	11 San Pasqual	SD	36-07.5	12	_____	_____
412	Stacy Snow	11 St. Francis	CC	36-09.0	13	_____	_____
469	Ronnette Harrison	11 Wasco	CE	36-10.5	14	_____	_____
374	Glory Dolphin	12 Santa Monica	SS	37-00.25	15	_____	_____
316	Tamika Porter	10 Orange Glen	SD	37-06.25	16	_____	_____
457	Shamone Warren	12 Vallejo	SJ	37-09.5	17	_____	_____
296	Amber Roberts	10 Muir	SS	37-09.75	18	_____	_____
209	Marquita Knight	12 Long Beach Poly	SS	37-11.25	19	_____	_____
180	Allia Hanson	12 James Logan	NC	37-11.5	20	_____	_____
486	Christine Sherwood	111 Watsonville	CC	37-11.75	21	_____	_____
123	Michele Reid	10 Folsom	SJ	38-00.0	22	_____	_____
67	Kayla Montgomery	12 Clovis West	CE	38-05.0	23	_____	_____
512	Wintress Lang	11 Centennial (Compton)	SS	38-05.75	24	_____	_____
128	Katrina Hall	11 Franklin	SJ	38-06.75	25	_____	_____
287	Amy Littlepage	11 Mt. Miguel	SD	38-08.5	26	_____	_____
18	Ebony Henderson	10 Bakersfield	CE	38-11.75	27	_____	_____
244	Latasha Burnett	12 Lynwood	SS	39-00.25	28	_____	_____



Todd Kelly of Big Valley is a potential champion in the high jump.




Juliana Yendork of Walnut has the National Triple Jump record.

BOYS TRIPLE JUMP

Prelim: 6:30 p.m. - Fri. Final: 5:00 p.m. - Sat.

Records - National: 52-10.5 Charles Mayfield, Pasadena, CA (Muir) 1980
 State: 52-04.75 Ken Frazier (Mission, SF) 1981

#	Name	Gr. School	Sect.	Prev. Mark	Pos.	Place	Mark
91	Jamal Page	11 Castlemont	OK	38-01.25	1		
103	Tim Kilgo	12 Cleveland	LA	43-05.5	2		
295	Adam Powell	10 McAteer	SF	43-09.0	3		
186	Kory Jones	12 Fremont	LA	43-10.5	4		
571	Mike DeWitt	12 Yreka	NO	44-00.5	5		
327	Jeff Nadeau	11 Monroe	LA	44-03.0	6		
461	Jimmi Banks	11 San Leandro	NC	44-09.25	7		
17	Acie George	12 Bakersfield	CE	45-03.5	8		
353	Derrick Mitchell	11 Mt. Eden	NC	45-06.5	9		47.4
435	Louie Morales	11 Reedley	CE	45-07.0	10		
521	Mike Duhaney	12 Valhalla	SD	45-07.5	11		F 44.1 44.4
114	Brian Jensen	12 Cordova	SJ	45-10.75	12		F F F
204	Keith Barnes	12 Gunn	CC	46-01.5	13		45.4 44.8 45.1
69	Kyjione Jack	11 Canyon Springs	SS	46-01.75	14		44.4 45.7 45.8
558	Melvin Simmons	12 Westmoor	CC	46-02.75	15		F F F
342	Gary Taylor	12 Morse	SD	46-03.0	16		46.5 F
30	Dave Livingston	11 Bella Vista	SJ	46-06.25	17		
494	Leonard Haywood	12 St. Mary's	NC	46-10.5	18		46.5
192	Branden Fedemma	12 Fremont Christian	CC	47-00.0	19		
59	Keir Gumbs	12 Bishop O'Dowd	NC	47-02.5	20		
26	Mark Batiste	12 Banning	LA	47-03.75	21		
567	Ugwunna Ikpeowo	12 Wilson (Long Beach)	SS	47-04.0	22		
538	Andre Harrison	12 Wasco	CE	47-07.0	23		
279	Barry Massey	12 Long Beach Poly	SS	47-07.0	24		
29	Brandon Doss	11 Bella Vista	SJ	47-08.0	25		
341	Cary Taylor	12 Morse	SD	48-02.75	26		
407	Choice Clark	12 Pasadena	SS	48-09.5	27		
291	Tony Parrish	12 Marina	SS	49-04.25	28		




Cary Taylor of San Diego Morse is a top challenger in the triple jump.

GIRLS 100m RUN

Prelim: 6:46 p.m. - Fri. Final: 4:55 p.m. - Sat.

Records - National: 11.17 Marion Jones, Rio Mesa, CA 1991
 State: 11.17 Marion Jones, Rio Mesa 1991

#	Name	Gr. School	Sect.	Prev. Mark	Pos.	Place	Mark
8	Teresa Weskamp	12 Antoich	NC	12.68	1		
97	Crystal Lowe	9 Edison	CE	12.54	3		
152	Carmen Bedford	12 Highlands	SJ	12.16	4		
424	Marion Jones	11 Thousand Oaks	SS	11.39	5		
80	Kanika Conwright	12 Dorsey	LA	12.14	6		
190	Lisa Bittner	11 Leigh	CC	12.44	7		
247	Taunika Ogans	12 McAteer	SF	12.54	8		
					9		
					1		
387	Aisha Wallace	9 Skyline	OK	12.79	2		
276	Monica Henderson	11 Morse	SD	12.54	3		
268	Sanoma Nickson	12 Morningside	SS	12.14	4		
230	Tanisha Johns	12 Luther Burbank	SJ	11.84	5		
267	Tai-ne Gibson	10 Morningside	SS	12.13	6		
34	Bisa Grant	12 Bishop O'Dowd	NC	12.43	7		
202	Umedia Pawns	11 Locke	LA	12.64	8		
					9		
					1		
413	Sommer Washington	9 St. Ignatius	CC	12.49	2		
15	Tiki Jackson	12 Bakersfield	CE	12.23	3		
147	Patrice Lattimore	12 Granada Hills	LA	12.74	4		
205	Andrea Anderson	9 Long Beach Poly	SS	11.86	5		
33	Lesia Parker	12 Bishop O'Dowd	NC	11.98	6		
151	Christine Burton	12 Helix	SD	12.44	7		
161	Delisa House	11 Hoover	CE	12.64	8		
					9		
					1		
318	Addie Russell	11 Orland	NO	12.85	2		
311	Oshonda Posey	11 North Hollywood	LA	12.54	3		
288	Cherice Ellison	12 Mt. Pleasant	CC	12.26	4		
250	Malgha Strickland	11 Merced	SJ	11.93	5		
206	Aminah Haddad	9 Long Beach Poly	SS	11.98	6		
385	Angela Sullivan	12 Serra	SD	12.34	7		
111	Keeta Zimmerman	10 Eureka	NC	12.60	8		
					9		



Andrea Anderson of Long Beach Poly should be a top placer in the girls 100 meters.

BOYS 100m RUN

Prelim: 6:58 p.m. - Fri. Final: 5:00 p.m. - Sat.

Records - National: 9.9 Henry Neal, Greenville, TX 1990
State: 10.44 Henry Thomas, Hawthorne 1984

#	Name	Gr. School	Sect.	Prev. Mark	Pos.	Place	Mark
489	Rod Branch	11 St. Mary's	NC	11.14	2	_____	_____
275	Charles Cates	12 Locke	LA	10.87	3	_____	_____
564	Shon Lewis	11 Wilcox	CC	10.67	4	_____	_____
371	Kevin Devine	11 Nogales	SS	10.86	5	_____	_____
541	Marques Holiwell	9 West Bakersfield	CE	10.70	6	_____	_____
522	Ali Evans	10 Vallejo	SJ	10.46	7	_____	_____
394	Akinsha Page	11 Oakland Technical	OK	11.08	8	_____	_____
					9	_____	_____
					1	_____	_____
120	Tim Cooper	10 DeAnza	NC	11.24	2	_____	_____
540	Michael Guider	12 Weed	NO	10.88	3	_____	_____
542	Bryan Howard	9 West Bakersfield	CE	10.72	4	_____	_____
303	Anthony Volson	11 Merced	SJ	10.47	5	_____	_____
312	Dione Tyler	12 Millikan	SS	10.67	6	_____	_____
260	Scott Hammon	12 Lincoln	SD	10.81	7	_____	_____
198	Anthony Jones	12 Gardena	LA	11.09	8	_____	_____
					9	_____	_____
					1	_____	_____
246	Jonah Anderson	11 Los Lomas	NC	11.30	2	_____	_____
253	Jaime Houston	10 Lemoore	CE	10.90	3	_____	_____
354	Rob Rice	11 Mt. Pleasant	CC	10.76	4	_____	_____
478	Riley Washington	12 Southwest	SD	10.55	5	_____	_____
424	Gentry Bradley	12 Pius X	SS	10.70	6	_____	_____
313	James Barragan	12 Millikan	SS	10.83	7	_____	_____
43	Patrick Abdelkerim	12 Birmingham	LA	11.10	8	_____	_____
					9	_____	_____
					1	_____	_____
416	Raymond McLennan	12 Pittsburg	NC	11.37	2	_____	_____
507	Paul Turner	11 University City	SD	10.91	3	_____	_____
72	Paul Bradford	12 Carlmont	CC	10.81	4	_____	_____
223	Brian Lewis	11 Highlands	SJ	10.57	5	_____	_____
293	Frank Madu	12 McAteer	SF	10.66	6	_____	_____
514	Kroey Alexander	12 Valencia	SS	10.85	7	_____	_____
42	Tony Serpas	11 Birmingham	LA	10.96	8	_____	_____
					9	_____	_____

GIRLS 800m RUN


Prelim: 7:10 p.m. - Fri. Final: 5:05 p.m. - Sat.

Records: - National: 2:04.5 Joetta Clark, Maplewood, NJ 1980
State: 2:04.91 Trena Hull, Compton 1984

#	Name	Gr. School	Sect.	Prev. Mark	Pos.	Place	Mark
321	Brook Yerman	10 Paradise	NO	2:22.64	2	_____	_____
13	Christine Stavolone	10 Presentation	CC	2:17.05	3	_____	_____
77	Tanya Andrews	9 Del Campo	SJ	2:18.95	4	_____	_____
68	Deetra Deer	11 Crenshaw	LA	2:12.16	5	_____	_____
450	Holiday Molway	12 University	SS	2:14.57	6	_____	_____
333	Monica Callen	10 Poway	SD	2:17.68	7	_____	_____
125	Vicky Fleschner	11 Fortuna	NC	2:15.10	8	_____	_____
					9	_____	_____
					1	_____	_____
367	Nicole Kleiner	12 San Pedro	LA	2:22.07	2	_____	_____
13	Irene Hobbs	9 Atwater	SJ	2:17.80	3	_____	_____
356	Tia Christianson	11 San Lorenzo Valley	CC	2:19.22	4	_____	_____
315	Christi Engesser	11 Ocean View	SS	2:11.50	5	_____	_____
119	Melanie Hand	11 Fallbrook	SD	2:14.22	6	_____	_____
141	Spring Lind	11 Fresno	CE	2:18.09	7	_____	_____
4	Michelle Muething	11 Amador Valley	NC	2:15.41	8	_____	_____
					9	_____	_____
					1	_____	_____
221	Julie Roddick	12 Lowell	SF	2:26.83	2	_____	_____
203	Brenda Stewart	11 Locke	LA	2:18.67	3	_____	_____
108	Julie Gocht	12 El Toro	SS	2:16.09	4	_____	_____
58	Kerri Woolheater	12 Casa Grande	NC	2:11.71	5	_____	_____
2	Kristi Camp	11 Agoura	SS	2:14.08	6	_____	_____
25	Holly Welch	12 Bella Vista	SJ	2:16.90	7	_____	_____
245	Sherria Donovan	10 Madera	CE	2:20.32	8	_____	_____
					9	_____	_____
					1	_____	_____
139	Tiffany Jordan	10 Fremont	OK	2:31.21	2	_____	_____
289	Keana Collins	11 Mt. Pleasant	CC	2:18.72	3	_____	_____
236	Barbara Boisuert	9 Lutheran (Orange)	SS	2:16.26	4	_____	_____
36	Miesha Marzell	11 Bishop O'Dowd	NC	2:09.48	5	_____	_____
61	Kristi Johnson	9 Central	CE	2:13.53	6	_____	_____
279	Susan Scott	12 Mt. Carmel	SD	2:17.47	7	_____	_____
143	Africa Williams	10 Gardena	LA	2:21.32	8	_____	_____
					9	_____	_____



Richard Dupree of Mt. Pleasant, San Jose.



Erin Blunt of San Pasqual should challenge in the 300 hurdles.

BOYS 800m RUN

Prelim: 7:26 p.m. - Fri. Final: 5:10 p.m. - Sat.

Records - National: 1:47.31 Pete Richardson, Berkeley, CA 1981
State: 1:47.31 Pete Richardson, Berkeley 1981

#	Name	Gr. School	Sect.	Prev. Mark	Pos.	Place	Mark
					1	_____	_____
294	Speurgeon Edwards	11 McAteer	SF	2:07.31	2	_____	_____
350	Greg Robeson	12 Mt. Carmel	SD	1:55.02	3	_____	_____
58	Colin Dean	11 Bishop O'Dowd	NC	1:53.20	4	_____	_____
278	Bryan Woodward	12 Long Beach Poly	SS	1:50.48	5	_____	_____
164	Joel Lopez	12 Fillmore	SS	1:52.96	6	_____	_____
479	Tyson Thomas	12 St. Francis	CC	1:54.77	7	_____	_____
129	Ramone Clark	11 Dorsey	LA	1:56.46	8	_____	_____
					9	_____	_____
					1	_____	_____
471	Greg Wheeler	11 Shasta	NO	1:58.66	2	_____	_____
375	Juan Lopez	12 North Bakersfield	CE	1:55.20	3	_____	_____
329	Alfonso Mitchell	11 Monterey	CC	1:53.13	4	_____	_____
177	Mike Katri	12 Fortuna	NC	1:51.22	5	_____	_____
573	Brian Steip	12 Peninsula	SS	1:53.01	6	_____	_____
123	Jeff Dresser	12 Del Campo	SJ	1:54.50	7	_____	_____
536	Nyron Bernard	12 Venice	LA	1:56.22	8	_____	_____
					9	_____	_____
					1	_____	_____
276	Orlando Bustamante	12 Locke	LA	1:58.01	2	_____	_____
86	Nick Collins	12 Castlemont	OK	1:55.36	3	_____	_____
290	Anthony Fisher	12 Maranatha	SS	1:53.33	4	_____	_____
2	Milton Hughes	12 AA Stagg	SJ	1:51.48	5	_____	_____
232	John Lockard	11 James Logan	NC	1:53.03	6	_____	_____
323	Travis Jackowski	12 Mira Mesa	SD	1:54.23	7	_____	_____
442	Adrian Garcia	11 Roosevelt	CE	1:56.16	8	_____	_____
					9	_____	_____
					1	_____	_____
201	Omar Naranjo	12 Garfield	LA	1:57.18	2	_____	_____
468	Soctt Cervilli	10 Santa Theresa	CC	1:55.52	3	_____	_____
14	Vondre Armour	10 Bakersfield	CE	1:53.68	4	_____	_____
136	Nathan Woods	11 Duarte	SS	1:52.35	5	_____	_____
57	Adam Herndon	12 Bishop O'Dowd	NC	1:52.65	6	_____	_____
304	Brian Wilkinson	11 Merced	SJ	1:54.01	7	_____	_____
146	Jesse Camp	10 El Capitan	SD	1:55.62	8	_____	_____
					9	_____	_____

GIRLS 300m HURDLES


Prelim: 7:42 p.m. - Fri. Final: 5:15 p.m. - Sat.

Records: - National: 40.18 Leslie Maxie, Millbrae, CA (Mills) 1984
State: 40.26 Janeene Vickers, Pomona 1987

#	Name	Gr. School	Sect.	Prev. Mark	Pos.	Place	Mark
					1	_____	_____
311	Oshonda Posey	11 North Hollywood	LA	47.04	2	_____	_____
256	Kristen Grebing	10 Mission Bay	SD	45.91	3	_____	_____
426	Heather Hanger	12 Thousand Oaks	SS	44.83	4	_____	_____
204	Twila Sims	12 Lompoc	SS	43.06	5	_____	_____
39	Aisha Sims	12 Bishop O'Dowd	NC	44.59	6	_____	_____
215	Kim Veeder	10 Los Gatos	CC	45.21	7	_____	_____
314	Lesondrea Todd	11 Oakland	OK	46.66	8	_____	_____
					9	_____	_____
					1	_____	_____
23	Shalonda Wall	10 Balboa	SF	51.02	2	_____	_____
246	Cha Mosley	11 Marshall	LA	46.19	3	_____	_____
169	Jennifer Odom	9 Independence	CC	44.61	4	_____	_____
126	Elinor Tolson	11 Fountain Valley	SS	43.71	5	_____	_____
454	Tanya Lazar-Lea	12 Vallejo	SJ	44.14	6	_____	_____
368	Julie Jenkins	12 San Ramon	NC	45.58	7	_____	_____
468	Celise Carroll	11 Wasco	CE	46.41	8	_____	_____
					9	_____	_____
					1	_____	_____
513	Dakhia Mayberry	9 Bravo Medical Mag.	LA	48.05	2	_____	_____
344	Allison Breedlove	12 Redwood	CE	46.20	3	_____	_____
500	Sara Garcia	11 Woodland	SJ	44.94	4	_____	_____
359	Erin Blunt	12 San Pasqual	SD	43.73	5	_____	_____
309	Shonna Bernard	12 Nogales	SS	44.54	6	_____	_____
305	Janet Ekstrom	12 Newark Memorial	NC	45.67	7	_____	_____
109	Erica Wilson	11 Enterprise	NO	46.38	8	_____	_____
					9	_____	_____
					1	_____	_____
150	Chita Obasi	12 Hamilton	LA	47.40	2	_____	_____
335	Jessica Veale	10 Poway	SD	46.20	3	_____	_____
252	Felicia Johnson	10 Merced	SJ	45.04	4	_____	_____
452	Lavinia Henlon	12 Upland	SS	43.76	5	_____	_____
290	Angela Hill	12 Mt. Pleasant	CC	44.15	6	_____	_____
7	Kim Couvson	10 American	NC	45.07	7	_____	_____
345	Alison Wilbourn	12 Redwood	CE	46.31	8	_____	_____
					9	_____	_____



Bryan Woodward of LB Poly will compete in both the 800 meter run and the 4 x 400 relay.



Shonna Bernard of Nogales High figures as a contender in both the 100 and 300 meter hurdles.

6.51
4.00 4.34
4.25 4.62

BOYS 300m HURDLES

GIRLS 200m RUN

Prelim: 7:58 p.m. - Fri. Final: 5:20 p.m. - Sat.


Prelim: 8:14 p.m. - Fri. Final: 5:25 p.m. - Sat.

Records - National: 35.32 George Porter, Lompoc, CA 1985
State: 35.50 George Porter, Lompoc 1985

Records - National: 22.87 Marion Jones, Rio Mesa, CA 1991
State: 23.19 Sherri Howard, Granada Hills 1980

#	Name	Gr. School	Sect.	Prev. Mark	Pos.	Place	Mark
1							
379	Jason Brown	12 Northgate	NC	39.86	2		
454	Cameron Ricks	12 San Dieguito	SD	39.21	3		
575	Marcus Stokes	12 Thacher	SS	38.28	4		
524	Chris Redmond	12 Vallejo	SJ	37.44	5		
483	David Swan	12 St. Ignatius	CC	38.16	6		
443	Terry Woods	12 Roosevelt	CE	39.21	7		
539	Charlton Jordan	11 Washington	LA	39.77	8		
9							
1							
270	Ray Cole	12 Lincoln	SF	41.98	2		
98	Michael Johnson	12 Chatsworth	LA	39.47	3		
27	Kyle O'Neil	10 Bella Vista	SJ	38.54	4		
211	Demond Smith	12 Hawthorne	SS	37.51	5		
357	Terry Fulton	12 Mt. Pleasant	CC	38.11	6		
159	Junior Dominguez	12 Eureka	NC	39.16	7		
386	George Harris	12 Oakland	OK	39.65	8		
9							
1							
39	Dave Patten	12 Benicia	NC	40.00	2		
254	Damon Bagley	12 Lemoore	CE	39.39	3		
405	Jeff Heller	12 Palo Alto	CC	38.64	4		
568	Greg Muniz	12 Woodbridge	SS	37.72	5		
448	Rashid Gayle	12 Roseville	SJ	37.94	6		
34	Helmer Vallejos	12 Belmont	LA	39.06	7		
425	Steve Esselman	12 Poway	SD	39.54	8		
9							
1							
353	Derrick Mitchell	11 Mt. Eden	NC	39.99	2		
156	Brian Elliott	12 Escondido	SD	39.29	3		
556	Carl Hunt	12 Westchester	LA	38.75	4		
283	Keith Moten	12 Loyola	SS	37.75	5		
362	Kenny Haslip	10 Muir	SS	37.83	6		
205	Jon Giannola	11 Hanford	CE	38.79	7		
549	Dirk Lambert	12 West Valley	NO	39.64	8		
9							

#	Name	Gr. School	Sect.	Prev. Mark	Pos.	Place	Mark
1							
478	Tricia Jacinto	10 Washington	NC	26.08	2		
151	Christine Burton	12 Helix	SD	25.15	3		
16	Janice Nichols	12 Bakersfield	CE	24.56	4		
424	Marion Jones	11 Thousand Oaks	SS	22.78	5		
267	Tai-ne Gibson	10 Morningside	SS	24.47	6		
80	Kanika Conwright	12 Dorsey	LA	24.75	7		
453	Roshawnda Walker	12 Vallejo	SJ	25.49	8		
9							
1							
175	Kelli White	9 James Logan	NC	25.99	2		
147	Patrice Lattimore	12 Granada Hills	LA	25.22	3		
288	Cherice Ellison	12 Mt. Pleasant	CC	24.61	4		
205	Andrea Anderson	9 Long Beach Poly	SS	24.11	5		
230	Tanisha Johns	12 Luther Burbank	SJ	24.46	6		
488	Kam Warner	12 West Bakersfield	CE	25.04	7		
200	Marlicia Walker	11 Lincoln	SF	25.46	8		
9							
1							
388	Reyna Goodwin	10 Skyline	OK	25.94	2		
323	Latasha Gilliam	10 Pittsburg	NC	25.20	3		
498	Rachael Parish	11 Wilcox	CC	24.70	4		
206	Animah Haddad	9 Long Beach Poly	SS	24.16	5		
250	Malgha Strickland	11 Merced	SJ	24.50	6		
276	Monica Henderson	11 Morse	SD	24.95	7		
81	Rene Walker	12 Dorsey	LA	25.23	8		
9							
1							
489	Tracy Turner	9 West Valley	NO	26.43	2		
168	Michelle Ferguson	12 Independence	CC	25.06	3		
385	Angela Sullivan	12 Serra	SD	24.63	4		
33	Lesa Parker	12 Bishop O'Dowd	NC	24.34	5		
269	Santisha Arnold	12 Morningside	SS	24.49	6		
15	Tiki Jackson	12 Bakersfield	CE	24.86	7		
133	Cynthia Midkiff	11 Fremont	LA	25.40	8		
9							



Lompoc's Twila Sims is a CIF/Reebok State Champ in the Girls 300 hurdles.

Angela Sullivan of Serra High was third in the 100 and 200 in 1991.