

CALIFORNIA

Track & Running News

JULY / AUGUST 1996

ISSUE NO. 222



California
State
Meet

96/10
Milt Lange
4920 Oak Leaf Avenue
Carmichael CA 95608

STATEWIDE COVERAGE OF TRACK & FIELD,
CROSS COUNTRY AND ROAD RACING

\$2.75

❖ Since 1974 ❖

BULK RATE
U.S. POSTAGE
PAID
Fresno, CA 93706
Permit No. 629



1996 CIF/ARCO am/pm

California

High School State Meet

BOYS

By Doug Speck

▲ 100 Meters

The state developed a super group of sprinters from all over the place during the spring. Just when one starts to get a bit down on things in the sport, supers appear such as soph Miguel Fletcher (10.47), junior Tierre Sams (10.46), and quick-developing jumper/sprinter Jim McGee (10.33w-10.63), with strong returnees such as Vince Williams (10.53) and great jumper/sprinter Gerald Williams (10.47w-10.57) adding to the show.

Sac Joaquin champ Jim McGee blasted a 10.45 winner (+0.7) in Heat 1 over Sams (10.56) and Vince Williams (10.57), with Phillip Pipersburg continuing a fine spring with 10.72 in fourth to move on. Heat 2 had -1.5 meters per second of wind slowing the crew, with surprising E.J. Jackson winning over Miguel Fletcher 10.75-10.76. Heat 3 had about a two tenths of a second benefit over the previous contest, with +1.2 mps of wind having Gerald Williams 10.54, all-world footballer Leon Callen (10.62) and Daunte Burks (10.67) making the Finals.

Finals.

The Finals was a surprisingly simple event. From Lane 1 through 9 it was Fletcher, Pipersburg, Callen, Sams, McGee, Gerald Williams, Vince Williams, Burks, and Jackson. The action in the event, run with a -1.8 mps wind, was in the center of the track. From Lane 5 Jim McGee



Jim McGee
100m

Photo by Allison Cockerham

had a good start, then from twenty meters on simply steadily pulled away from a good group to a full two meter win in a fine (for the wind) 10.52. Vince (10.70) beat Gerald (10.77) for second in the battle of the Williams'. McGee's margin of victory and dominance over a fine field was very impressive, with a dead wind probably putting the time in the mid-10.30's, one of the fastest times ever run in this meet.

Final wind -1.8

- | | |
|--------------------------------------|-------|
| 1. Jim McGee 12 Sacramento | 10.52 |
| 2. Vince Williams 12 University City | 10.70 |
| 3. Gerald Williams 12 Lynwood | 10.77 |
| 4. Leon Callen 12 De La Salle | 10.82 |
| 5. Tierre Sams 11 Edison CE | 10.83 |
| 6. E. J. Jackson 12 Beyer | 10.84 |
| 7. Phillip Pipersburg 12 S Barbara | 10.85 |
| 8. Miguel Fletcher 10 Alemany | 10.86 |
| 9. Daunte Burks 12 JF Kennedy SJ | 10.90 |
- Heat 1 wind +0.7 1. Jim McGee 12 Sacramento q10.45, 2. Tierre Sams 11 Edison



Obea Moore
200 & 400m

Photo by Bill Cockerham

- q10.56, 3. Vince Williams 12 University City q10.57, 4. Phillip Pipersburg 12 Santa Barbara q10.72, 5. George Jordan 12 Pittsburg 10.82, 6. J'Sharon Jones 12 Skyline 10.84, 7. Anthony Sanford 12 Lincoln SD 10.95, 8. Wynzell Lynn 12 South Bakesfield 11.01, 9. Joe Flood 12 McAteer 11.26. Heat 2 wind -1.5 1. E. J. Jackson 12 Beyer q10.75, 2. Miguel Fletcher 10 Alemany q10.76, 3. Kris Richard 11 Serra 11.00, 4. Aaron Bryant 10 Wilcox 11.10, 5. Emon Thomas 12 Bakersfield 11.15, 6. Alex Tinsley 12 Gilroy 11.18, 7. Damon Anderson 12 Westchester 11.24, 8. Vince Daglow 12 De Anza 11.32, Clarence Scott 12 Dorsey did not compete. Heat 3 wind +1.2 1. Gerald Williams 12 Lynwood q10.54, 2. Leon Callen 12 De La Salle q10.62, 3. Daunte Burks 12 JF Kennedy SJ q10.67, 4. Damon Hamm 12 Milpitas 10.88, 5. David Currie 11 Pittsburg 10.89, 6. Michael Sanford 12 Pasadena 10.92, 7. Tawain Jones 11 Morse 10.95, 8. Bobby Miller 12 Dorsey 11.06, 9. Kevin Cantwell 12 Durham 11.39.

▲ 200 Meters

This was another fine event statewide, with a ton of sub-21.60 people on board. Obea Moore had blazed 20.77 in Southern Section action, with Miguel Fletcher 21.06, and Vince Williams (21.05) among the nation's very best over a half a lap.

Prelim action had Obea Moore take Heat 1 at 20.92 over Gerald Williams (21.51) and Felton Charles (21.56), with the 46 second 400m runner Charles forced to run here with the Oakland section only one athlete per event in the State Meet, with low 47-second runner Tim Brown from Felton's McClymonds team getting that spot. Kevin Griswold (21.39) took Miguel Fletcher (21.52) and Damon Hamm (21.73) in Heat 2, with Vince Williams 21.20 over Phillip Pipersburg (21.59) and Leon Callen (21.64) the trio out of Heat 3. Finals.

In the Finals Hamm, Pipersburg, Fletcher, Griswold, Moore, Vince, then Gerald Williams, Charles, and Callen filled from lane one out. Vince Williams really cranked the turn to enter the homestretch with a meter lead over Obea Moore, with Kevin Griswold third at that point. Down the homestretch Moore showed his 45.14 400 power and 1:49 800 meter strength, moving up and past on the way to a 20.91 win (-0.8 wind). Williams was a fine 21.07 in second with Air Force Academy-bound Griswold next at 21.21. Back through fifth at 21.44 was as fast a group 200 as in recent years.

Final wind -0.8

- | | |
|------------------------------------|-------|
| 1. Obea Moore 11 Muir | 20.91 |
| 2. Vince Williams 12 UnivCity SD | 21.07 |
| 3. Kevin Griswold 12 Garden Gr | 21.21 |
| 4. Gerald Williams 12 Lynwood | 21.43 |
| 5. Phillip Pipersburg 12 S Barbara | 21.44 |
| 6. Leon Callen 12 De La Salle | 21.80 |

7. Miguel Fletcher 10 Alemany 21.75
8. Damon Hamm 12 Milpitas 22.23
Felton Charles 12 McClym DNS

Heat 1 no wind info 1. Obea Moore 11 Muir q20.92, 2. Gerald Williams 12 Lynwood q21.51, 3. Felton Charles 12 McClymonds q21.56, 4. Tierre Sams 11 Edison CE 21.82, 5. Joseph Hunter 10 Vacaville 22.22, 6. Jeff Hesse 11 Cupertino 22.42, 7. Jafar Williams 10 St. Mary's 22.44, 8. Cornell Coleman 9 James Logan 22.45, 9. LaVell Robinson 12 Christian Brothers 22.57. **Heat 2 no wind info** 1. Kevin Griswold 12 Garden Grove q21.39, 2. Miguel Fletcher 10 Alemany q21.52, 3. Damon Hamm 12 Milpitas q21.73, 4. George Jordan 12 Pittsburg 21.79, 5. Anthony Sanford 12 Lincoln SD 21.84, 6. Wyrzell Lynn 12 South Bakersfield 21.94, 7. LeRoy Jordan 12 Bellarmine 22.83, Damon Francis 12 North Hollywood did not compete, Joe Flood 12 McAttee did not compete. **Heat 3 wind -1.3** 1. Vince Williams 12 University City SD q21.20, 2. Phillip Pipersburg 12 Santa Barbara q21.59, 3. Leon Callen 12 De La Salle q21.64, 4. Lydell Burston 12 Morse 21.75, 5. E. J. Jackson 12 Beyer 21.87, 6. Emon Thomas 12 Bakersfield 22.09, 7. Anthony Cephas 12 Fairfax 23.46, Kevin Cantwell 12 Durham did not compete, Damon Anderson 12 Westchester did not compete.

▲ 400 Meters

The 400 was another fine State event, led by one of prep history's all-time greats, with Obea Moore clocking 45.14 last year as just a tenth grader to qualify for the Olympic Trials in Atlanta later this month! San Diego's Lloyd Burston (47.36) was steadily improving, with the Sac Joaquin's Eddie Levine 47.52. McClymond's Tim Brown had run 47.4 with 46 second star Felton Charles moving to the 200 with that Oakland section only allowed one athlete to state per event.

Moore charged out to win **Heat 1** in qualifying in 46.84 over USC-bound Ray Carter of Morse, with improved Tony Berrian from the Sac Joaquin Section third at 47.69. Eventual runner-up Lydell Burston continued to improve in winning **Heat 2** at 47.32. Another Moore, this time Howard from De La Salle, was the winner of **Heat 3** in 47.58.

Finals.

In the Finals, Obea Moore claimed he was really coming to run, running for individual and Mustang team glory. With Lydell Burston (Lane 6) out quickly, Moore lead through the 100m around the turn in 11.2. Obea took over down the backstretch, racing by the 200 at 21.4. After a 32.8 at the 300m, he looked a little mortal down the homestretch,

still winning by 8 meters over Lydell Burston's fine 46.85, with a 45.81 new State Meet Record.

- Obea Moore 11 Muir 45.81
 - Lydell Burston 12 Morse 46.85
 - Eddie Levine 11 Golden Valley 47.36
 - Tony Berrian 11 Atwater 47.40
 - Ray Carter 12 Morse 47.46
 - Jucorie Tryon 11 Muir 47.62
 - Guillermo Macias 12 BisAmat 48.03
 - Howard Moore 12 De La Salle 48.15
 - Tim Brown 11 McClymonds 48.39
- Heat 1** 1. Obea Moore 11 Muir q46.84, 2. Ray Carter 12 Morse q47.56, 3. Tony Berrian 11 Atwater q47.69, 4. Brent Williams 12 AB Miller 48.14, 5. Anthony Cephas 12 Fairfax 48.73, 6. Jelani Hogg 11 Rioridan 49.07, 7. Kwamin Taylor 10 St. Mary's 49.29, 8. B. B. Malone 10 Redwood 49.63, 9. Anthony Brown 12 Foothill NO 51.54. **Heat 2** 1. Lydell Burston 12 Morse q47.32, 2. Jucorie Tryon 11 Muir q47.36, 3. Guillermo Macias 12 Bishop Amat q47.67, 4. Curtis Napoleon 12 Del Mar 48.55, 5. Malachi Davis 12 Davis 48.81, 6. Atnaf Harris 11 Edison CE 49.57, 7. Darrell Logan 12 Banning 50.12, 8. Mike Dean 11 Washington 50.66, William D'Marcus 12 Lincoln SF did not compete. **Heat 3** 1. Howard Moore 12 De La Salle q47.58, 2. Eddie Levine 11 Golden Valley q47.70, 3. Tim Brown 11 McClymonds q48.13, 4. Marques Anderson 11 LB Poly 48.60, 5. Kendall Pinson 11 Morse 49.57, 6. Steve Neuman 12 Rancho Cotate 50.17, 7. Kohl Adu 12 Los Angeles 50.41, 8. Mike Harris 12 Golden West 50.78, 9. Eric Stuart 12 St. Francis 51.11.

▲ 800 Meters

One of prep history's great local careers would end this weekend here, with Michael Granville setting foot for the last time around here in a Bell Gardens HS uniform. With amazing range from the sprints to the 800 meter distance, the star had something special in store for the crowd this meet. Elsewhere in the state, Beebe Rutledge had run 1:51.90, James Levine 1:51.93, Jess Strutzel 1:52.76, and Ajani Brown 1:52.77 the best of the rest. While no one could seriously consider challenging the sub-1:48 star Granville if he ran well, there was a good group in the State that would record some fine times here.


Amazingly, in **Heat 1** Granville charged out and forced the pace the entire way, racing a new National All-Time best of 1:46.41! Winning the race by nearly 50 meters, Michael's effort was truly stupendous, with two lap athletes typically needing someone close to really extend themselves into the next zone! Jess Strutzel was back in reality at 1:53.20, leading fellow qualifiers Rich Townsend

1:54.25 and Ryan Carroll at 1:54.27. **Heat 2** had Ajani Brown continuing his fine season with a 1:54.10 win over Alex Rodriguez 1:54.18 and Mark Hassell 1:54.29.

Heat 3 had two qualifiers in James Levine at 1:53.52 and Tom Newman at 1:54.17.

Finals.

After his amazing National all-time best in Friday's heats, people were not sure what to expect on Saturday from Mr. Granville (remember he lost here last year to Aaron Richburg). Not messing around, Michael came out at 24.4 for the first 200 meters in the Finals, with a 10 meter lead at that point. Through the one lap point at 52.8 the Bell Gardens senior still had a comfortable lead. Immediately after that point, surprisingly, James Levine of Golden Valley moved up to challenge, much as Aaron Richburg did last year when Granville lost here. The duo battled down the backstretch, with Granville marginally ahead through 1:21.7 at 600m. Staying ahead through the 700 meters, the record holder exploded down the homestretch with a 14.2 final 100m to win easily at 1:50.68. Levine finished next at 1:52.13.



Michael Granville
800m

Photo by Bill Cockerham

- Michael Granville 12 Bell Gard 1:50.68
- James Levine 11 Golden Valley 1:52.13
- Jess Strutzel 12 HuntBeach 1:52.25
- Ajani Brown 12 Crawford 1:52.78
- Mark Hassell 11 Barstow 1:53.53
- Tom Newman 12 Los Gatos 1:54.35
- Ryan Carroll 11 Merced 1:55.75

- Alex Rodriguez 12 Tennyson 1:56.19
- Rich Townsend 12 Eureka 1:57.03

Heat 1 1. Michael Granville 12 Bell Gardens *q1:46.45 (*New National Record. Old record: Pete Richardson 1:47.31, Berkeley HS, 1981 at Cerritos College) 2. Jess Strutzel 12 Huntington Beach q1:53.20, 3. Rich Townsend 12 Eureka q1:54.25, 4. Ryan Carroll 11 Merced q1:54.27, 5. Beebe Rutledge 12 Los Gatos 1:54.45, 6. Ted Peszynski 12 Monroe LA 1:56.31, 7. Ryan Wade 11 Central Valley 1:57.52, 8. Mike Staton 12 Patrick Henry 1:57.82, 9. Luke Leininger 12 Clayton Valley 1:58.02. **Heat 2** 1. Ajani Brown 12 Crawford q1:54.10, 2. Alex Rodriguez 12 Tennyson q1:54.18, 3. Mark Hassell 11 Barstow q1:54.29, 4. Garrick Goods 12 Dorsey 1:54.69, 5. Demond Todd 12 LB Wilson 1:55.35, 6. Darron Dale 12 Skyline 1:56.91, 7. Armando Negrete 12 Clovis 1:57.61, 8. Jamar Powell 11 Vallejo 1:57.94, 9. Luis Olivera 12 Centennial CE 2:02.31. **Heat 3** 1. James Levine 11 Golden Valley q1:53.52, 2. Tom Newman 12 Los Gatos q1:54.17, 3. Kareem Morrell 12 San Jose 1:54.46, 4. Dustin Diaz 10 West Hills 1:55.80, 5. Kevin Elliott 11 Mira Costa 1:57.08, 6. Carlos Aguilar 12 Pacific Palisades 1:57.85, 7. Ryan Freeman 12 Amador Valley 1:58.13, 8. Paul Choi 11 Lowell 2:01.15, 9. Mike Tahaka 11 Golden West 2:01.28.

▲ 1600 Meters

The State had a great group, including Micheil Jones (4:10.25), who had conquered the famed Michael Stember during his May comeback. Stember, who amazed with his 4:04.00 here last year which featured a 1:57.2 final 800m, had been hurt through a good part of April, dampening his quest for a sub-4:00 mile that had the country buzzing this season. Robert Frichtel (4:12.95) and last year's sub-4:10 star, Larry Henderson (4:13.19), led a fine supporting pack.

The two heats had Stember toy with the first group, racing a 4:15.00 qualifier that had him ahead of Henderson 4:15.33 and Mike Wojciechowski 4:15.61 for **Heat 1**. **Heat 2** had six qualifiers, with Frichtel 4:12.58 over Jones 4:13.34, Daniel Sikiric 4:13.71, Jon Stevens 4:14.69, Eduardo Sanchez 4:15.21 (who later would scratch to concentrate on the 3200m), and Enrique Torres (4:15.72). Chad Schmidt had Sanchez's spot when he dropped. **Finals.**

In the Finals, Mike Stember burst out, but Chad Schmidt had the lead at 14.7 for the first 100m. The race slowed for the rest of the first lap, with Sikiric 31.6 at the 200 and Sikiric, Henderson, and Jones abreast at 65.3 at the

400. Micheil Jones chose to make a move at the end of the first lap, racing 30.1 for the next 200 (1:35.4 600m), with a 30.1 for the next half lap (2:05.5). Henderson moved up to press Jones for the lead at 1000 meters at 2:35.8 (30.7 for that half lap—1:30.9 for the last 600m, tough pace in the middle or a prep 1600m). Stember was third some 25 meters back after two and a half laps. Henderson took over through 1200 meters at 3:06.8 with Stember starting his move back a bit at 3:08.1.

The Jesuit senior charged up with a 27.9 second to last 200m (3:36.0 1400m), blazing by the pack into the lead. Adding a leisurely 30.7 for the final half lap Stember finished in at 4:06.72. Stember's final three laps were about 3:00.0! Micheil Jones was second at 4:09.82, with Frichtel 4:10.32 and Henderson 4:11.50, good depth!

1. Michael Stember 12 Jesuit SJ 4:06.72
 2. Micheil Jones 12 Livermore 4:09.82
 3. Robert Frichtel 12 Hemet 4:10.32
 4. Lary Henderson 12 Mira Mesa 4:11.50
 5. Mike Wojciechowski 12 ClayVly 4:13.69
 6. Jon Stevens 10 Mission SJose 4:15.16
 7. Daniel Sikirc 12 Leland 4:15.20
 8. Chad Schmidt 12 N Bakersfield 4:17.32
 9. Enrique Torres 12 Silver Creek 4:20.26
- Heat 1 1. Robert Frichtel 12 Hemet q4:12.58, 2. Micheil Jones 12 Livermore q4:13.34, 3. Daniel Sikirc 12 Leland q4:13.71, 4. Jon Stevens 10 Mission San Jose q4:14.69, 5. Eduardo Sanchez 12 Garfield *q4:15.21 *scratched final, 6. Enrique Torres 12 Silver Creek q4:15.72, 7. Chad Schmidt 12 North Bakersfield **4:16.08



Michael Stember
1600m
Photo by Bill Cockerham

**replaced Sanchez in final, 8. T.W Burchmore 12 Morro Bay 4:16.85, 9. Ka-Akpema Yelapaala 10 Jesuit SJ 4:21.35, 10. Sean Philips 12 Dos Pueblos 4:25.15, 11. Ryan Wade 11 Central Valley 4:28.19, 12. James Adams 11 Ramona 4:31.97, 13. Gavin Chamberlain 11 Oak Ridge 4:38.47. Heat 2 1. Michael Stember 12 Jesuit SJ q4:15.00, 2. Lary Henderson 12 Mira Mesa q4:15.33, 3. Mike Wojciechowski 12 Clayton Valley q4:15.61, 4. Andrew Wulf 11 Bellamine CC 4:17.40, 5. Alex Sanchez 11 De La Salle 4:19.31, 6. Sal Martinez 12 Ventura 4:20.66, 7. Juan Chavira 10 Hanford 4:22.89, 8. Jesse Barragan 12 LB Wilson 4:27.39, 9. Manuel Lopez 11 Belmont 4:28.70, 10. Brent Bolton 12 Scripps Ranch 4:31.88, 11. Ali Behmohamed 11 Monroe 4:32.93, 12. Jacob Ekkins 12 Bullard 4:33.93, 13. Matt Lethin 12 Lowell 4:35.26, 14. Jesus Enriquez 12 Skyline 4:39.49.

▲ 3200 Meters

An interesting group would battle here, with a number of good people capable of pressing close to the 9:00 barrier. Bolota Asmeron had won the big Arcadia showdown at 9:04.96, racing the last lap under 60 seconds. Doubler Micheil Jones (9:05.23), Randy Maestretti (9:07.57), super soph Juan Chavira (9:12.67), and 95 placer David McQuitty (9:13.44) were the next fastest statewide.

Foot Locker National Cross Country finalist, Will Bernaldo (9:14.22 in Southern Section action), turned out to be the designated pace-setter, with 67.0-2:16.6 (69.6)-3:25.8 (69.2) - 4:34.6 (68.8) splits that had a pack of five



Aaron Gillen
3200m
Photo by Allison Cockerham

(Bernaldo, Eduardo Sanchez, Aaron Gillen, Michael Kasahun, and Juan Chavira) break away from the field. Aaron Gillen challenged at the end of five laps 5:44.1 (69.5), with Bernaldo continuing to lead through six laps at 6:54.2 (70.1), as the eventual top four finishers dropped the rest of the field by that point. Gillen challenged again right at the gun at 8:02.0 (67.8), with the twosome of Bernaldo and the Indiana-bound Yreka star both very intent on winning, with a stride-by-stride sprint at the gun that had them cover the next to last 200 at 29.8. The serious racing continued into the finish, with Gillen eventually edging ahead to win at 9:03.96.

Gillen had been held back for part of the middle of the season with an injury, with his promise the last two years somewhat fulfilled here. Sam Bell is getting a good one! Bernaldo continued the fine racing of Nordhoff athletes recently in big distance competitions in Cross-Country and Track.

- Final
1. Aaron Gillen 12 Yreka 9:03.96
 2. Will Bernaldo 12 Nordhoff 9:04.18
 3. Juan Chavira 10 Hanford 9:10.51
 4. Eduardo Sanchez 12 Garfield 9:11.70
 5. Randy Maestretti 12 DeLaS 9:14.28
 6. Michael Kasahun 11 Fresno 9:15.81
 7. Bolota Asmeron 12 McAteer 9:20.76
 8. Isalah Festa 10 Morro Bay 9:20.80
 9. David Lopez 11 Hoover SS 9:21.90
 10. Jim-Ryan Nelson 12 Napa 9:25.66
 11. Steve Hackworth 12 NevUn 9:25.6
 12. Brad Hansen 11 St. Ignatius 9:27.87
 13. Paul Weilman 12 St. Ignatius 9:29.29



Joe Naivalu
110mH
Photo by Bill Cockerham

14. Dave Rodriguez 11 Mission SJ 9:29.59
 15. Brian Pruy 12 Vintage 9:30.35
 16. David McQuitty 12 Grossmnt 9:35.79
 17. Galen Reid 12 Ramona 9:39.41
 18. Ricardo Dominguez 12 Ovrfelt 9:43.76
 19. Enrique Henriquez 11 SLeand 9:44.08
 20. Daniel Gohke 12 Skyline 9:44.96
 21. Sean Clendaniel 12 Yucaipa 9:45.26
 22. Micheil Jones 12 Livermore 9:50.11
 23. Lary Henderson 12 MMesa 9:50.13
 24. Ali Behmohamed 11 Monroe 9:55.66
 25. Jose Perezchica 10 McFrind 9:56.64
 26. Erik Landritz 12 SBarbara 10:07.38
- Jose Marino 11 Crenshaw DNR

▲ 110 Meter High Hurdles

The High Hurdles in recent years had seen a serious drop in quality compared to many times "of old." 1996 brought the event back in a big way! Joe Naivalu (13.99-13.65w), Sharif Paxton (13.77), Dominique DeGrammont (13.76w-14.09), Wilbert Moore (13.91w-14.23), Makio Haywood (13.85w-13.93), and Kenyon Rambo (13.89w-14.14) were all sub-14.00 "timber toppers" with strong competitive records!

Defending Champion Naivalu edged rival Paxton 13.81 (-0.8 wind)-13.86 in Heat 1 with Pat Swanson also qualifying at 14.40. DeGrammont blazed 13.95 (+1.4) in Heat 2 with Mark Roman (14.21) and Wilbert Moore (14.27) others moving on. Makio Haywood cranked 13.83 (+1.8) in Heat 3, with Kenyon Rambo (14.12) and Reggie DePass (14.18) making this the finest State Finals group in many years! Finals.

In the Finals (wind -0.5), defending State titlist, Joe Naivalu (lane 5), was slowest out of the blocks. Sharif Paxton was off to the races in Lane 7, with Haywood and DeGrammont also strong. Naivalu is cool, with a steady move that brought him up even with the leader Paxton halfway through the contest. The duo battled for a couple of flights, with Naivalu pulling away over the last few hurdles to win in a fine 13.68. Haywood, racing desperately for team glory for his Muir squad, squeezed in for second at 13.80, with Paxton 13.81, DeGrammont 13.87, and Rambo 13.92 (how long since five at this meet were under 14.00???)

Rambo is the amazing story, recovering from a late Winter gunshot wound to perform strongly here.

Final wind -0.5

1. Joe Naivalu 12 Fremont CC 13.68
2. Makio Haywood 12 Muir 13.80
3. Sharif Paxton 11 Crenshaw 13.81
4. Dominique Degrammont 11 Tus 13.87
5. Kenyon Rambo 11 LB Poly 13.92
6. Reggie DePass 11 Montgomery 14.11
7. Mark Roman 12 Central CE 14.26
8. Wilbert Moore 12 Paramount 14.31
9. Pat Swanson 12 Esperanza 16.36

Heat 1 wind -0.8 1. Joe Naivalu 12 Fremont CC q13.81, 2. Sharif Paxton 11 Crenshaw q13.86, 3. Pat Swanson 12 Esperanza q14.40, 4. Mike Sturgeon 11 Elsie Allen 14.55, 5. John Bull 12 Mountain View 14.97, 6. William Benton 12 Galileo 15.10, 7. Jason Rossow 12 Elk Grove 15.35, 8. Donte Joseph 11 Pinole Valley 15.40, 9. Stevonne Smith 11 University LA 18.09. **Heat 2 Wind +1.4** 1. Dominique Degrammont 11 Tustin q13.95, 2. Mark Roman 12 Central CE q14.21, 3. Wilbert Moore 12 Paramount



Makio Haywood
300mH

Photo by Phillip Enbody

q14.27, 4. Jake Kurtiz 12 Torrey Pines 14.62, 5. Lamont Webb 12 Merrill West 14.72, 6. Kevin Carter 11 South Bakersfield 15.11, 7. Mike Freeman 12 Washington NC 15.28, 8. Derrick Johnson 12 Carson 15.36, 9. John Knowles 11 Fairfield 15.60. **Heat 3 wind +1.8** 1. Makio Haywood 12 Muir q13.83, 2. Kenyon Rambo 11 LB Poly q14.12, 3. Reggie DePass 11 Montgomery q14.18, 4. Glen Valdez 12 Stockdale 14.45, 5. Nima Salimi 12 Rancho Bernardo 14.57, 6. Chris Bamsdale 12 Montgomery 14.59, 7. Matua Magua 11 Independence 15.09, 8. David Landingham 11 Coming 15.50, 9. Rick Lavender 11 McClymonds 16.61.

▲ 300 Meter Intermediate Hurdles

A group equally as tough as the High Hurdles group would battle here. Main actors were kind of the same, also. Makio Haywood (36.69) of Muir had team and individual glory in mind, Joe Naivalu was 37.17 the Central Coast Section Finals, with last year's national soph record setter Kenyon Rambo (37.11) back in gear. Matt Blasdel (37.13), and Wilbert Moore (37.17) also quick out of the south.

Haywood was a comfortable **Heat 1** winner over Matt Blasdel (38.25) and Jake Kurtiz (38.43). Naivalu raced to a fine 36.98 to win comfortably over Dominique DeGrammont (37.80) and Reggie DePass (38.28) in **Heat 2**. Kenyon Rambo took the **Heat 3** at 37.45 over Wilbert Moore's 38.00 and Chris Bamsdale's 38.48. **Finals**.

The Finals was a classic race. Wilbert Moore (lane 3) and Makio Haywood (lane 6) blasted out, with Naivalu (lane 5) out much more patiently and hitting one of the early barriers. Off the turn, just before 200 meters, Highs winner Naivalu made a big move, racing to the lead there at 23.4. Haywood, racing desperately, pressed up to the lead over the final flight, with Naivalu losing form over that hurdle, and on the "run-in" with Haywood slipping past in a very quick 36.18-36.26 win.

1. Makio Haywood 12 Muir 36.18
2. Joe Naivalu 12 Fremont CC 36.26
3. Kenyon Rambo 11 LB Poly 36.99
4. Reggie DePass 11 Montgomery 37.22
5. Wilbert Moore 12 Paramount 37.57
6. Matt Blasdel 12 SMargarita 37.76
7. Chris Bamsdale 12 WashNC 38.05
8. Jake Kurtiz 12 Torrey Pines 39.42
9. Dominique Degrammont 11 Tus DNF

Heat 1 1. Makio Haywood 12 Muir q37.19, 2. Matt Blasdel 12 Santa Margarita q38.25, 3. Jake Kurtiz 12 Torrey Pines q38.43, 4. Josh Oldog 12 Del Oro 38.68, 5. Glen Valdez 12 Stockdale 39.95, 6. Domonik Moorer 12 Locke 40.06, 7. David Landingham 11 Coming 40.23, 8. Tim Bogdanof 11 Buchanan 41.26, 9. Kevin Mackey 10 Northgate 42.60. **Heat 2** 1. Joe Naivalu 12 Fremont CC q36.98, 2. Dominique Degrammont 11 Tustin q37.80, 3. Reggie DePass 11 Montgomery q38.28, 4. Lamont Webb 12 Merrill West 39.91, 5. Jason Andrews 11 Rancho Cotate 39.99, 6. Jason Rossow 12 Elk Grove 40.17, 7. Jonathan Pigford 12 Manual Arts 41.10, 8. Guy McGowan 10 Leigh 42.70, 9. Tino Ratliff 10 McAteer 43.07. **Heat 3** 1. Kenyon Rambo 11 LB Poly q37.45, 2. Wilbert Moore 12 Paramount q38.00, 3. Chris

Bamsdale 12 Washington NC q38.48, 4. Anthony Murrill 12 Edison CE 39.18, 5. Sadat Piggee 11 Castle Park 39.24, 6. Charles Anthony 12 Narbonne 39.78, 7. Brian Carroll 11 Saratoga 40.99, 8. Tony Moore 12 Castro Valley 41.90, 9. Terrico Nicholson 11 McClymonds 47.15.

▲ 400 Meter Relay

Serra of Gardena cranked 41.04 to win the Southern Section race over Muir (41.10) and a young Long Beach Poly (41.40) crew. Edison (Fresno) (41.45), Crenshaw (L.A.) (41.50), Dorsey (L.A.) (41.56), and De la Salle (Concord) (41.67) were others with quick clockings before the state meet weekend.

Serra cranked an impressive 40.53, the nation's #2 time of the year, in the **Heat 1** of the Prelims, with Poly (Long Beach) 41.12 a second qualifier. **Heat 2** had Edison (Fresno) race 41.15, with Dorsey (LA) 41.39, University City (San Diego) 41.40 (with Vince Williams absolutely flying on the anchor), and Jordan (Long Beach) 41.59 qualifiers. **Heat 3** had Muir strong at 40.88, with De la Salle (Concord) 41.50 and Pittsburg 41.72 also moving on. **Finals**.

With this the first race in Saturday's Finals, the tension can be cut with a knife for the nine teams and thirty-six athletes involved. Muir placed star Obea Moore on leg two, and the star charged the backstretch in 9.4 to take the lead for Muir, with Serra 10.0 around the turn on leg three moving them back into the race. Serra's anchor blazed 9.7 to pick up a couple of meters on the "run-in", edging ahead to win at 40.62-40.63 over Muir.

1. Serra 40.63
2. Muir 40.64
3. Long Beach Poly 41.35
4. Edison, Fresno 41.43
5. Pittsburg 41.64
6. De La Salle 41.71
7. Dorsey 42.04
8. Long Beach Jordan 42.08
9. University City SD DNF

Heat 1 1. Serra q40.53, 2. Long Beach Poly q41.12, 3. Franklin SJ 41.76, 4. Crenshaw 41.84, 5. James Logan 42.31, 6. Del Mar CC 42.36, 7. Sacramento 42.40, 8. Rancho Bernardo 42.90, 9. St. Francis CC 43.40. **Heat 2** 1. Muir q40.88, 2. De La Salle q41.50, 3. Pittsburg q41.72, 4. McClymonds 41.85, 5. Lemoore 41.98, 6. Bakersfield 42.32, 7. Morningside 42.65, 8. Pleasant Valley 44.29, 9. J.F. Kennedy SJ did not compete. **Heat 3** 1. Edison, Fresno q41.15, 2. Dorsey q41.39, 3. University City SD

q41.40, 4. Long Beach Jordan q41.59, 5. Birmingham 42.19, 6. Milpitas 42.43, 7. SL Mary's 42.76, 8. San Diego 42.94, 9. McAteer 44.79.

▲ 1600 Meter Relay

The amazing group from John Muir in Pasadena had been in the 3:08's a couple of times during the spring, with trips all across the nation (including the Penn Relays) wowing people from coast to coast. In the back of everyone's mind was the chance that the fine group could challenge Hawthorne's 3:07.40 National Record from 1985 anchored by Henry Thomas. There were some other very strong groups, with Morse (San Diego) 3:14.99 in the Section Meet, McClymonds (Oakland) 3:15.15, Merced (Golden Valley) 3:15.70, Long Beach Poly 3:16.44, and Dorsey (L.A.) 3:16.65 able to average 49 or better for four.

Muir blazed a 3:10.40 **Heat 1** win, with Crenshaw (LA) 3:16.07 and Dominguez (Compton) 3:16.93 also moving on. Morse improved to 3:13.75 in taking Alemany 3:17.78 in **Heat 2**. Four squads moved on from the competitive **Heat 3**, with Golden Valley 3:15.73 winning over Long Beach Poly 3:15.79, Edison (Fresno) 3:16.23, and surprising Villa Park 3:18.12 as finalists. **Finals**.

What a close to the Meet this final race was, as Muir (Pasadena), the eventual team champion brought its super group. Jucorie Tryon led off in 47.9 for Muir, with Morse moving up to challenge off a 47.1 second leg with Muir holding the lead off with a 48.2 second leg. Makio Haywood was 47.8 on leg #3 for Muir, with Obea Moore needing something just under 44.0 for the national 3:07.40 record--Moore responded with a 44.8 that had Muir finish in a meet record and yearly best (#3 all-time team) of 3:08.66. Morse was 3:10.80 in second, the #2 prep time of the year in the entire nation! Great depth had Long Beach Poly 3:13.10 and Golden Valley (Merced) 3:14.59.

1. Muir *3:08.66
*New State Meet Record. Old Record: Berkeley HS, 1981, 3:08.94
2. Morse 3:10.80
3. Long Beach Poly 3:13.10
4. Golden Valley 3:14.59
5. Dominguez 3:15.71
6. Edison, Fresno 3:16.23
7. Alemany 3:18.77

CIF/ARCO am/pm ■ California State Meet

8. Villa Park 3:18.78
9. Crenshaw 3:20.12

Heat 1: Muir q3:10.40, 2. Crenshaw q3:16.07, 3. Dominguez q3:16.93, 4. St. Mary's 3:20.53, 5. South Bakersfield 3:22.45, 6. Hilltop SD 3:24.11, 7. Clayton Valley 3:34.24, 8. Pleasant Valley 3:39.91, McClymonds DQ false start. **Heat 2:** 1. Morse q3:13.75, 2. Alemany q3:17.78, 3. Dorsey 3:18.53, 4. Taft LA 3:22.10, 5. Bakersfield 3:22.82, 6. Los Gatos 3:23.01, 7. De La Salle 3:23.08, 8. Vallejo 3:23.90, 9. Carlsbad 3:27.55. **Heat 3:** 1. Golden Valley q3:15.73, 2. Long Beach Poly q3:15.79, 3. Edison, Fresno q3:16.23, 4. Villa Park q3:18.12, 5. Washington NC 3:21.22, 6. Gunn 3:22.78, 7. Del Mar 3:23.98, Lowell did not compete, Franklin SJ did not compete.

▲ High Jump


Surprisingly, only Elliott Parks had cleared 6-10 in all of the Section Finals Meets, with Kevin Wilkinson 7-00 and great all-arounder John Bull 6-11 earlier in the Spring.

In qualifying Parks was joined at 6-8 by impressive frosh Gabriel Zarate from the Central Section, as it took 6-6 to make the field of nine Finals.

The group performed respectably on Saturday, with seven of the nine Finalists clearing 6-8. DeJuan Hawkins fell aside after a 6-4 clearance. At 6-6 the San Diego Section's Ryan Mitchell was finished for the day. With the bar at 6-8, Matt Hurd, Matt Castiglione, Kevin Wilkinson, and Elliott Parks (the only one with a totally clean slate with no misses through that point) cleared on their first attempt. Jeff Poisson and Gabe. The bar was then raised to 6-10. Parks continued unscathed, with everyone else missing their first two trials. The frosh Zarate continued to amaze, sliding over on his final attempt. Everyone else missed their third trial at that height, and the bar was moved for Parks and Zarate to 6-11. Despite some good attempts neither athlete could clear there and Parks was the winner, with no misses for the day between 6-4 and 6-10. Parks also returns next year, as he is an eleventh grader.

1. Elliott Parks 11 El Toro 6-10
2. Gabriel Zarate 9 Selma 6-10
3. Kevin Wilkinson 12 Arr Grande 6-8
4. Matt Hurd 12 Antioch 6-8
Matt Castiglione 12 Clovis 6-8
6. Mitch Naber 12 Arroyo Grande 6-8
7. Jeff Poisson 12 Carl Newman 6-8
8. Ryan Mitchell 12 Sweetwater 6-6
9. DeJuan Hawkins 12 Newb Prk 6-4

Preliminaries: 1. Gabriel Zarate 9 Selma q6-8, Elliot Parks 11 El Toro q6-8, 3. DeJuan Hawkins 12 Newbury Park q6-8, 4. Kevin Wilkinson 12 Arroyo Grande q6-8, 5. Mitch Naber 12 Arroyo Grande q6-8, 6. Ryan Mitchell 12 Sweetwater q6-8, 7. Jeff Poisson 12 Cardinal Newman q6-8, 8. Matt Castiglione 12 Clovis q6-8, 9. Matt Hurd 12 Antioch q6-8. **Non-qualifiers:** 10. John Bull 12 Mountain View 6-6, 11. Broderick Jones 12 Vallejo 6-6, 12. Mike Bacon 12 Reedley 6-4, 13. Jeff Twining 11 San Dieguito 6-4, 14. Scott Lurth 11 McClymonds 6-



Elliott Parks
High Jump

Photo by Allison Cockerham

4, 15. Daren Marble 10 Los Altos 6-4, 16. David Landingham 11 Corning 6-4, 17. Darryl Felbach 11 Bear Creek 6-4, 18. Cornelius Thompson 12 Elk Grove 6-2, 19. Ray Guanella 12 Santa Rosa 6-2, 20. Darryl Taylor Westchester 6-2. **No Height:** Vernon Pope 12 Washington SF, Eric Culberson 11 McClymonds, Scott Portman 12 Burlingame, Jason Muldrow Westchester, Steve Dawson 12 Antioch, Mauri Ray 12 Bonita Vista, Gabe Cottle 11 Upland.


▲ Pole Vault

With the new pole/weight rules initially lowering the quality of marks in this event, there had been some good pole vaulting during the year and this weekend. Steve Michels was up to 16-05.5 with Nate Fox 16-01 and Steve Harris 16-00 from the Central Coast Section. It took 15-00 to make the field of nine final. **Finals.**

The huge crowd at Cerritos for the Finals really gets into and assists the Vaulters, with the sense

surrounding the event probably the best during the entire year. The Finals Vault started at 5:00 p.m., with the gusty Cerritos winds varying a full six meters per second (that's about fifteen miles per hour) across the track at the Boys' Triple Jump, held at the same time. Not a good situation for great Vaulting.

In the Finals all passed 13-08, with super Lemoore soph Mark Unzueta surprisingly missing



Steve Michels
Pole Vault

Photo by Bill Cockerham

three times at the next height of 14-02. Dan Ortiz and Steve Michels passed there also, with Nguyen Vong, Chad Salsbury, and Steve Harris over on their first trial. Willie Deitchman, Alfredo Llamas, and Nate Fox joined the others on their second attempt. At 14-08 Ortiz (who ended with no height after passing), Deitchman, and Salsbury failed three times. Fox and Michels cleared on their first attempt, with Vong and Harris over on trial number two, and surprising Llamas (out of the LA City) over on trial number three. The four continued successfully through 15-02, with Fox and Michels over on their first attempt, Vong on his second, and Harris clearing on his final attempt. 15-06 would drop Vong, with Fox hot, sailing over on his first attempt, Michels on try number two (after his first miss of the competition), and Harris again taking three trials before success.

At 15-10 Michels threw out the

challenge by clearing on his first trial. Harris missed once, then threw in a bit of strategy, passing until the next height. Fox did clear 15-10, on his third attempt, and the bar moved to 16-02. All three athletes missed their first attempt, with Michels sailing over on try number two, with the crowd lustily behind the leader's efforts by this time. Both Fox and Harris were unsuccessful on their final attempts, with the Brethren Christian senior completing a fine year with his win here.

1. Steve Michels 12 Brethren 16-2
2. Nate Fox 12 Edison SS 15-10
3. Steve Harris 11 Del Mar 15-6
4. Nguyen Vong 12 Silver Creek 15-2
5. Alfredo Llamas 12 South Gate 14-8
6. Chad Salsbury 11 Stockdale 14-2
7. Willie Deitchman 11 Ponderosa 14-2
Mark Unzueta 10 Lemoore no height
Dan Ortiz 12 La Puente no height

Preliminaries: Steve Michels 12 Brethren q15-4, Steve Harris 11 Del Mar q15-4, Nate Fox 12 Edison SS q15-4, Alfredo Llamas 12 South Gate q15-4, Chad Salsbury 11 Stockdale q15-4, Mark Unzueta 10 Lemoore q15-0, Willie Deitchman 11 Ponderosa q15-0, Nguyen Vong 12 Silver Creek q15-0, Dan Ortiz 12 La Puente q15-0. **Non-qualifiers:** Erik Rasmussen 11 Johansen 15-0, David Gritz 11 Bear Creek 15-0, Joe Lindenfels 12 Lemoore 14-6, Leo Abad 12 South Gate 14-0, Chris Burns 11 Poway 14-0, Kim Noy 12 LB Poly 14-0, Joey Lippman 12 North Monterey 14-0, Mark Lee 10 Granite Hills 13-6, Tony Moore 12 Castro Valley 13-6, Tyler Randolph 12 Willows 13-6. **No Height:** Nate Green 11 McAteer, Arthur Harris 10 McClymonds, Gavin Wirth 11 Liberty, Jeremy Pope 11 Verdugo Hills, Martin Heus 12 Arroyo, Brandon Braunstein 9 Newark Memorial, Axel Page 12 Monte Vista, Joel Kriwinski 11 Arroyo Grande.

▲ Long Jump

This event this year had the potential to be one of the best in State Meet history. There were hot jumpers all over the state! Clarence Scott was out to 25-04.5, with Patrick McCall 25-01.5w, Gerald Williams 24-08.25 indoors, and Jim McGee 24-06.5w/23-08.75 out of the Sac Joaquin Section, very tough. All were fine sprinters also, with as talented a group on the runway this weekend as in a long, long time.

However, as things often go, sometimes things fall short of their potential. Scott was hurt early in Friday's Prelims out on the running track, attempting two trial efforts here, with 20-08 and 21-05.5 efforts far short of qualifying. McGee led qualifying with a

23-07.25 over Gerald Williams' 23-08.75, as five were over 23-0 on that first day.

Finals.
With the Long Jump starting at 3:00 p.m., an hour before the running races, there is the possibility of getting the crowd into things and really making this a special contest. The wind was fairly consistent, of the slightly aiding variety. A fairly uneventful first round had Gerald Williams out to 23-03.75 (-1.8), with McGee answering at 23-01.25w (+3.3). Anthony Sanford from San Diego was 23-00w (+2.7) halfway through the second round, with the top two some, Williams (23-08.75w +2.1) and McGee (23-05.75w +3.8) continuing to stretch out. Patrick McCall got people's attention with a 24-00.5w (+2.4) on his third jump, with Williams popping a 24-07.25w (+3.8) and McGee answering with a foul. McCall was 23-02.5w (+2.1) on his fourth effort, with Williams 24-08w (+2.4) and McGee 22-00.5 (+1.7). Williams exploded to 24-10.5 (+1.2) on his fifth jump, with McGee his best for the day, a 23-08.25w (+2.5). McGee



**Gerald Williams
Long Jump**

Photo by Bill Leung, Jr.

charged down the runway for his final jump, a good one, despite the fact that he took off nearly a full foot behind the board with an effort that surprisingly measured 24-03.5 (+0.9), an effort well over 25-00 with a good step. Williams, busy this day with four individual finals, passed his final attempt.

1. Gerald Williams 12 Lynwood 24-10 1/2
 2. Jim McGee 12 Sacramento 24-3 1/2
 3. Patrice McCall 11 Carson 24-1/2
 4. Mike Nealy 11 Yerba Buena 23-5 3/4
 5. Anthony Sanford 12 LincSD 23-0
 6. Howard Moore 12 DeLaSa 22-11
 7. Lawrence Owusu 12 El Cam 22-10
 8. Peter Slater 12 Pleas Vly 22-8 3/4
 9. B. B. Malone 10 Redwood 22-8
- Preliminaries** 1. Jim McGee 12 Sacramento q23-7 1/4, 2. Gerald Williams 12 Lynwood q23-6 3/4, 3. Patrice McCall 11 Carson q23-2 1/4, 4. Mike Nealy 11 Yerba Buena q23-1 3/4, 5. Anthony Sanford 12 Lincoln SD q23-1/2, 6. Peter Slater 12 Pleasant Valley q22-9 3/4, 7. B. B. Malone 10 Redwood q22-7 1/2, 8. Howard Moore 12 De La Salle q22-7, 9. Lawrence Owusu 12 El Camino q22-6 1/2 (22-3). Non-qualifiers 9. Dennis Gibbs 12 Lompoc 22-6 1/2 (22-0 1/2), 10. Lafayette Bailey 12 Littlerock 22-4 3/4, 11. Duran Archie 10 Hoover CE 22-1/2, 12. Robert Nero 11 Chino 21-10, 13. Bryan McMillan 12 Bellarmine CC 21-7 1/4, 14. Saleem Mahdi 12 Pittsburg 21-6 1/4, 15. Clarence Scott 12 Dorsey 21-5 1/2, 16. Kenny Pearson 10 Franklin 21-5, 17. Javier Baylon 12 South Gate 21-4 3/4, 18. Naeem Amir 12 Castro Valley 21-3, 19. Myron Washington 12 Mt. Pleasant 21-0 3/4, 20. Chris Janoras 11 Tennyson 21-0 1/2, 21. Tim Brent 11 Tulare Western 21-0 1/4, 22. Felick Vallot 12 Modesto 20-10 1/2, 23. Kenny Hears 11 Kearny 20-7 1/4, 24. Ronald Evans 10 McAteer 19-11 1/4, Hasani White 12 McClymonds no mark, Ryan Capabo 12 Loyola no mark.

▲ Triple Jump

Tye Anderson had impressed with a 50-09.5 best the previous weekend at the Southern Section meet to best Gerald Williams (49-03-50-10.75 1995) and a good field. Peter Slater had been impressive at 50-09.5w/49-04.5 from the Northern Section. Justin Cox from San Diego was out to 49-05.5 from that area. With Anderson jumping 48-08.5 and Williams 48-06 the duo led Friday's qualifying, as it took only 45-09.5 to make the field of nine Saturday contest.

Finals.
In the Finals some amazingly changing wind readings show how strange conditions have become at Cerritos. The winds would range during the competition from a -3.1 meters per second to +2.7 meters per second. This variance of nearly fifteen miles per hour has to make one's step and timing very, very difficult in this event, with Saturday's Finals efforts probably proving that theory.

Interestingly, Gerald Williams' 47-10.5, into the -3.1 meter per second wind on his first effort was

enough to lead the entire competition during the three Preliminary jumps. Williams, running in both the 100 and 200 in addition to Long



**Tye Anderson
Triple Jump**

Photo by Allison Cockerham

Jumping, passed four of his six jumps here, taking his first efforts today in only the Trials and Finals. Pleasant Valley's Peter Slater, was 47-09.5 (0 wind) on his second jump, with Tyriff Rudder 47-05.75 (-2.8) on his third jump, and Tye Anderson 47-01.5 (-2.5) during that round. Rudder (47-03 +1.2), 49 footer Justin Cox (47-00.25 +0.5), Slater (47-00.25 -1.1), and Williams (47-09 +0.7) were respectable in Round 4, but it was Tye Anderson who threw down the challenge, waking up and cranking a 49-00.75 (-0.5). Williams was done for the day here, with Justin Cox improving to 47-04 (+0.1) on his fifth effort. Anderson went out to 49-11.75 (+0.4) on his final effort to seal the two foot victory. One of prep history's great all-around programs, the Long Beach Poly crew continues to maximize its talent in every event area.

1. Tye Anderson 12 Poly +0.4w 49-11 3/4
 2. Gerald Williams 12 Lyn -3.1w 47-10 1/2
 3. Peter Slater 12 PleasVly +0w 47-9 1/2
 4. Tyriff Rudder 11 MtMig -2.0w 47-5 3/4
 5. Justin Cox 12 RBVista -2.9w 47-4
 6. Scott Towne 12 St. M +1.9w 46-1/4
 7. Anthony Sanford 12 Lin-1.5w 45-9
 8. Joe Augustine 11 Yuba-1.2w 44-10 3/4
 9. Ryan Pearce 12 Bidld +2.7w 43-8 3/4
- Preliminaries** 1. Tye Anderson 12 LB Poly q48-6 1/2, 2. Gerald Williams 12 Lynwood q48-6, 3. Peter Slater 12 Pleasant Valley q47-1/2 (46-0), 4. Justin Cox 12 Rancho Buena Vista q47-1/2 (45-7 3/4), 5. Joe Augustine 11 Yuba City q48-8 3/4, 6. Scott Towne 12 St. Mary's q46-6 1/4, 7. Ryan

Pearce 12 Bakersfield q45-11, 8. Tyriff Rudder 11 Mt. Miguel q45-10 3/4, 9. Anthony Sanford 12 Lincoln SD q45-9 1/2. Non-qualifiers 10. DeJuan Hawkins 12 Newbury Park 45-9 1/4, 11. Rajan Montero 12 LB Jordan 45-9, 12. Rashad Jennings 11 Bakersfield 45-5 1/4, 13. Dominic Young 12 Venice 45-4 1/4, 14. Myron Washington 12 Mt. Pleasant 45-4, 15. B. B. Malone 10 Redwood 45-1, 16. Courtney Holmes 12 St. Mary's 45-0, 17. Jewel Jones 12 Fremont LA 44-7 1/2, 18. Anthony Colson 11 Center SJ 44-6 3/4, 19. Mike Cordoba 11 North Salinas 44-2 3/4, 20. Naeem Amiri 12 Castro Valley 44-2, 21. Jeff Dixon 12 Mission San Jose 43-9 3/4, 22. David Vargas 12 Palma 42-11 1/4, 23. Kideru Evans 12 El Camino Real 42-5 3/4, 24. Tarn Grewal 12 Irvington 42-5 1/2, 25. Ryan Fernandez 10 Skyline 41-10, 26. Amadeo Garcia 11 Balboa 38-4, Erik Vann 11 Canyon Springs did not compete.

▲ Shot Put

Another event making a super comeback, the Shot Put had a number over 60 feet this year, with the event centered in the Central Section, where J.D. Martin (65-11), Jason Hammond (65-02), and Van Mounts (63-11.75) met with astounding results, with Mounts only a sophomore! Brian Chase (61-08) (North Coast),



**Jason Hammond
Shot Put**

Photo by Bill Cockerham

Tony Soletto (61-00) (San Diego), and John Bedonivac (60-07.5) (Sac Joaquin) were others out over 60-00.

Prelims action was relatively uneventful, with no one over 60-00, as Mounts and Hammond

both threw 59-08.75. In a polite qualifying situation, the last seven names listed (top marks from Section meets) moved to the Finals, with Southern Sectioners Mike Lopez and Brodie Reidrich leap-frogging over a few to join the top seven on Saturday.

Finals.
In the Finals J.D. Martin opened up, throwing sixth, at 60-09.25, with Hammond, ninth listed, blasting 63-11.75 on his opener to take a big lead. Tony Sotelo was an impressive 62-07.5 on his second toss with Mounts cranking 62-11.5, and Hammond answering with a 64-4 to close out round number two. Brian Chase joined the 60-footers on his third toss, at 60-09.5, with Sotelo 61-06.5, Mounts 62-03.5 and Hammonds 62-08.75.

Martin was 60-01 on the first throw in the Finals, with Hammond continuing a great series with a 62-07. Mounts was 61-10 on number five, with Hammond a foul. Going for broke, Chase, Martin, Sotelo, and Mounts all fouled on their final efforts, with the champ Hammond 62-06.25 to close out. Martin in fifth place at 60-09.25 compared to some recent years is very, very impressive depth in this event!

1. Jason Hammond 12 Fowler 64-4
2. Van Mounts 10 Bakersfield 62-11 1/2
3. Tony Sotelo 12 Ramona 62-7 1/2
4. Brian Chase 11 CardNewmn 60-9 1/2
5. J. D. Martin 12 Madera 60-9 1/4
6. John Badovinac 11 Jesuit SJ 58-2 1/2
7. Willie Howard 12 Los Altos 56-7
8. Brodie Reidrich 11 Edison SS 54-3 1/4
9. Mike Lopez 12 Arroyo 53-6 3/4

Preliminaries 1. Jason Hammond 12 Fowler 59-8 3/4 (59-0), 2. Van Mounts 10 Bakersfield 59-8 3/4 (58-10 3/4), 3. Tony Sotelo 12 Ramona 58-11, 4. J. D. Martin 12 Madera 58-3, 5. Brian Chase 11 Cardinal Newman 58-2 1/4, 6. Willie Howard 12 Los Altos 57-3 3/4, 7. John Badovinac 11 Jesuit 57-0 3/4, 8. Mike Lopez 12 Arroyo 56-3, 9. Brodie Reidrich 11 Edison SS 55-6 1/2. **Non-qualifiers** 10. Josh Young 12 Piedmont Hills 54-1 1/4, 11. Dan Noli 12 El Toro 53-1 1/4, 12. Raul Gussa 12 San Diego 53-0, 13. Roy Rivas 10 Carlsbad 52-9 1/2, 14. Mike Ralnis 11 St. Paul 51-11 1/4, 15. Rich Nichols 12 Corona Del Mar 51-8 1/4, 16. Marcus Matheny 11 St. Bernard 51-2 1/4, 17. Greg Dickey 11 Atwater 51-1, 18. Rocci Doria 11 Amador Valley 49-10 1/2, 19. Roscoe Jordan 12 Yerba Buena 49-10, 20. Andrew Ball 11 Mt. Diablo 48-11 3/4, 21. Jake Judkins 12 Yreka 47-8 1/2, 22. James Agnew 12 Manual Arts 47-8, 23. Jeff Macrea 12 El Camino Real 47-1, 24. Chris Blakes 12 Woodland 46-1, 25. Alvin Marin 12 Dorsey 43-9 3/4, 26. Joshua Grate 12 McAteer 40-10 1/2.

▲ Discus

J.D. Martin (192-01), Victor Leyva (190-11), and John Bello (181-04) were those in the state who had thrown over 180-00 during the season. There was a rude shock in qualifying when Leyva, the leading qualifier from the Section Final Meets at 190-10, had a foul, 161-06, and 149-06 to not move on to the finals! The Southern Section's Scott Moser, with an omen of things to come, led Friday's qualifying at 179-09 over John Bello 179-04. Again, in polite qualifying, skipping Leyva, the next seven athletes listed with best marks from their Section Meets, along with leap-froggers Sam McMullen and John Badovinac, moved on to the Finals.

Finals.
Badovinac tossed 171-03 to lead everyone through the first round of the Finals. Shot winner Jason Hammond and rival J.D. Martin both threw 173-00 on their second toss to move into the lead. Scott Moser ended an uneventful third round with a 180-03 effort



Scott Moser
Discus

Photo by Allison Cockerham

that easily took the lead. Improvement marked the first round of the three-throw finals. Tony Sotelo from San Diego was out to 176-05 with John Bello 177-11, Martin improving to 173-08, and Hammond 175-03. Moser responded to the challenge once again, this time improving to 185-07 to remain comfortably out in front. Bello marked round five with an improvement to 182-03 to solidify his second spot. Hammond and Martin both threw 179-06 on their final efforts with Jason



Last handoff
in final of
1600m Relay
for Muir High

Photo by Bill Cockerham

ending with the third placing off a better second toss. Bello, still reaching, was 183-06 on his final effort, not quite enough, with Moser's final 184-09 toss showing his superiority this day.

1. Scott Moser 11 HuntBeach 185-7
 2. John Bello 12 R Cucamonga 183-7
 3. Jason Hammond 12 Fow 179-6(175-3)
 4. J.D. Martin 12 Madera 179-6 (173-6)
 5. Tony Sotelo 12 Ramona 176-5
 6. John Badovinac 11 Jes SJ 171-3
 7. Sam McMullen 12 CanCha 170-5
 8. Willie Howard 12 Los Altos 163-0
 9. Sean Jarne 12 Esperanza 159-1
- Preliminaries** 1. Scott Moser 11 Huntington Beach 179-9, 2. John Bello 12 Rancho Cucamonga 179-4, 3. Tony Sotelo 12 Ramona 175-7, 4. Willie Howard 12 Los Altos 174-0, 5. J.D. Martin 12 Madera 173-3, 6. Jason Hammond 12 Fowler 171-11, 7. John Badovinac 11 Jesuit SJ 170-1, 8. Sean Jarne 12 Esperanza 168-8, 9. Sam McMullen 12 Calvary Chapel 164-1. **Non-qualifiers** 10. John Shann 12 Lodi 161-7, 11. Victor Leyva 12 Monache 161-6, 12. Luke Mackay 9 Central Catholic 161-1, 13. Brian Chase 11 Cardinal Newman 159-7, 14. John Antonini 12 St. Ignatius 158-1, 15. Mike Lopez 12 Arroyo 156-7, 16. Tooran Gilliam 11 San Diego 155-10, 17. Andrew Jesse 11 Capital Christian 150-8, 18. Anthony Gabriel 11 Morse 150-1, 19. Josh Young 12 Piedmont Hills 148-9, 20. Willie Hall 12 Montgomery 148-7, 21. Rocci Doria 11 Amador Valley 144-7, 22. William Scott 12 Galileo 128-1, 23. Roger Finau 12 Skyline 127-0, 24. Darrin Ransom 12 Logan 124-2, NM Eric Campos

11 Eagle Rock NM, NM Frank Escubedo 11 Eagle Rock NM, NM Robert Acevedo 11 Banning NM.

▲ Boys Team Scores

- | | | |
|----|--|----|
| 1 | Muir | 57 |
| 2 | Long Beach Poly | 30 |
| 3 | Lynwood | 28 |
| 4 | Fremont | 18 |
| | Golden Valley | 18 |
| | Morse | 18 |
| | Sacramento | 18 |
| 8 | Fowler | 16 |
| | Huntington Beach | 16 |
| | University City | 16 |
| 11 | Jesuit 12, 12. Bell Gardens 10, Brethren 10, El Toro 10, Serra 10, Yreka 10, 17. Del La Salle 9, 18. Bakersfield 8, Edison - SS 8, Livermore 8, Nordhoff 8, Ramona 8, Selma 8, Rancho Cucamonga 8, 25. Arroyo Grande 7, Edison - CE 7, 27. Carson 6, Crenshaw 6, Del Mar 6, Garden Grove 6, Hanford 6, Hemet 6, Madera 6, Pleasant Valley 6, 35. Montgomery 5, 36. Atwater 4, Cardinal Newman 4, Crawford 4, Garfield 4, Mira Mesa 4, Mt. Miguel 4, Silver Creek 4, Tustin 4, Yerba Buena 4, 45. Antioch 3, Clovis 3, 47. Barstow 2, Clayton Valley 2, Dominguez 2, Lincoln 2, Paramount 2, Pittsburg 2, Rancho Buena Vista 2, Santa Barbara 2, South Gate 2, 56. Beyer 1, Fresno 1, Los Gatos 1, Mission San Jose 1, Santa Margarita 1, St. Mary's 1, Stockdale 1 | |

GIRLS

By Keith Conning

▲ 100 Meters

Heat 1. Junior Zhaunte Holman (Valley, Sacramento), the fastest qualifier from the C.I.F. Section Meets to the State Meet, the Sac-Joaquin Section champion in 11.54w, won in 11.97 (-0.4). Senior LaTroya Mucker (Hamilton), the Los Angeles Section champion in 12.24 (-0.48) with a season best of 11.82, placed second in 12.11. Junior Sunny Butler (Morningside, Inglewood), fifth in the Southern Section in 11.87 (+3.5), was third in 12.12. Sophomore Natasha Neal (James Logan, Union City), second in the North Coast Section in 12.33 (+0.5), best 12.10w, was fourth in 12.19.

Heat 2. Junior Malika Edmonson (St. Bernard, Playa del Rey), the Southern Section champion 11.59 (+3.5), won in 11.92 (-0.4). Junior Akiba McKinney (Monte Vista, San Diego Section 12.10, best 11.89, placed second in 12.07.

Heat 3. Sophomore Miesha Withers (Morningside, Inglewood), second in the Southern Section in 11.66 (+3.5), won in 11.72 (+1.9). Damesha Craig (St. Francis, Mountain View), the Central Coast Section champion in 12.05 and the daughter of former 49er Roger Craig, Central Coast Section 12.05, best 11.3ht, placed second in 11.78. Sophomore Eboni Grayson (Taft), third in the Los Angeles Section 12.30 (-0.48), was third in 12.23.

Senior Jernae Wright (James Logan, Union City), the North Coast Section champion in 11.72 (+0.5), the second fastest qualifier in the heat, best 11.49w, false started. It ultimately cost Logan the girls' title.

Final.
Edmonson won in 11.82 (-2.3). Withers placed second at 11.85. Craig was third at 11.96 after a poor start.

"I have no complaints," Craig said to Darren Sabedra of the *San Jose Mercury News*. "I'm proud of myself. I'm like a freshman to all these people."

"I was a little disappointed with the 100 because my start wasn't as I had planned it to be," she

said. "The official was telling me to put my foot lower and lower, to reach the ground. It threw my whole start off."

Final wind -2.3
1. Malika Edmonson 11 St. Bern 11.82
2. Niesha Withers 10 Morningside 11.85
3. Damesha Craig 11 St. Francis 11.96
4. Akiba McKinney 11 Mon Vista 11.97
5. Zhaunte Holman 11 Valley 12.11
6. LaTroya Mucker 12 Hamilton 12.18
7. Natasha Neal 10 J Logan 12.19
8. Sunny Butler 11 Morningside 12.27
9. Eboni Grayson 10 Taft 12.36

Heat 1 wind -0.4 1. Zhaunte Holman 11 Valley q11.97, 2. LaTroya Mucker 12 Hamilton q12.22, 3. Sunny Butler 11 Morningside q12.12, 4. Natasha Neal 10 James Logan q12.19, 5. Latrice Borders 9 LB Wilson 12.27, 6. Tiffany Freon 10 Morse 12.38, 7. Anita McCallum 9 Skyline 12.50, 8. Kerry Blaschke 9 St. Francis 12.66, 9. LaVera Harris 11 Clovis 12.72. **Heat 2 wind = -0.4** 1. Malika Edmonson 11 St. Bernard q11.92, 2. Akiba McKinney 11 Monte Vista q12.07, 3. Zahalea Snowe 11 LB Poly 12.28, 4. DeCola Groce 9 Morse 12.34, 5. Bo Alade 10 Foothill 12.39, 6. Crystal Watson 12 Edison 12.40, 7. Enjoli Smith 11 Gilroy 12.67, 8. Macklin Harris 10 Enterprise 12.77, 9. Trinity Davis 12 Encinal 12.83. **Heat 3 wind = +1.9** 1. Niesha Withers 10 Morningside q11.72, 2. Damesha Craig 11 St. Francis q11.78, 3. Eboni Grayson 10 Taft q12.23, 4. Janice Thomas 11 Dorsey 12.33, 5. Capricia Thompson 12 Clovis 12.37, 6. Pilar Arroyo 12 Tracy 12.51, 7. Benecia Newhouse 11 Benicia 12.63, 8. Amy Hill 11 Lowell 13.16, DQ Jernae Wright 12 James Logan false start.

▲ 200 Meters

Heat 1. Sophomore Angela Williams (Chino), the Southern Section champion in 23.33 (+2.1), won in 23.87 (nwi). Senior LaTroya Mucker (Hamilton), the Los Angeles Section champion in 24.45 (-0.86), placed second in 24.27. Freshman Latrice Borders (Wilson, Long Beach), fourth in the Southern Section in 24.37 (+2.1), best 24.27, was third in 24.68.

Heat 2. Junior Malika Edmonson (St. Bernard, Playa del Rey), second in the Southern Section in 23.73 (+2.1), best 23.57, won in 23.91 (nwi). Junior Zhaunte Holman (Valley, Sacramento), Sac-Joaquin Section 24.20w, placed second in 24.74.

Heat 3. Junior Kinshasa Davis (Wilson, Long Beach), third in the Southern Section in 23.74 (+2.1), best 23.73, won in 23.60 (nwi). Junior Damesha Craig (St. Francis, Mountain View), the Central Coast Section champion in 24.13, best 23.73w, placed second in 24.05. Sophomore Casey Love-

land (Granite Hills), San Diego Section 25.29, was third in 24.72. Sophomore Bo Alade (Foothill), Central Section 25.25, was fourth in 24.90.

Final.
Edmonson won in 23.47 (-0.8), the national season best. Wil

Blaschke 9 St. Francis 25.72, 8. April Jackson 10 West Valley 26.43, 9. Amber Newsome 9 Stockdale 26.45. **Heat 2 no wind info.** 1. Malika Edmonson 11 St. Bernard q23.91, 2. Zhaunte Holman 11 Valley q24.74, 3. Joni Smith 9 LB Wilson 24.92, 4. Aliba Green 12 University City 25.16, 5. Annetta Wells 11 University LA 25.22, 6.



Malika Edmonson
100m & 200m

Photo by Allison Cockerham



Kinshasa Davis
400m

Photo by Allison Cockerham

Williams, the 1995 State Meet 400 champion, placed second at 23.49.

"It was my fault," Williams said. "I didn't see her (Edmonson) until the end."

"I just didn't run up to my potential," she said. "I didn't use my peripheral vision. If I run hard, I'm going to be tired. And I'm not."

Davis was third at 23.72.

"She (Davis) has improved a lot over the last year," coach Lee Webb (Logan) said. "She was the one who beat us with what she did in the 400 and 200, plus that relay leg."

Final (wind = -0.8)
1. Malika Edmonson 11 St. Bern 23.47
2. Angela Williams 10 Chino 23.49
3. Kinshasa Davis 11 LB Wilson 23.72
4. Damesha Craig 11 St. Francis 23.87
5. LaTroya Mucker 12 Hamilton 24.25
6. Latrice Borders 9 LB Wilson 24.31
7. Zhaunte Holman 11 Valley 24.48
8. Casey Loveland 10 Gran Hills 2 5.01
9. Bo Alade 10 Foothill CE 25.08
Heat 1 no wind info. 1. Angela Williams 10 Chino q23.87, 2. LaTroya Mucker 12 Hamilton q24.27, 3. Latrice Borders 9 LB Wilson q24.68, 4. Enjoli Smith 11 Gilroy 25.22, 5. Nikelola Balogun 11 Westchester 25.54, 6. Trinity Davis 12 Encinal 25.65, 7. Kerry

Crystal Watson 12 Edison SJ 25.36, 7. Felicia Jiles 11 Pittsburg 25.61, 8. Benecia Newhouse 11 Benicia 25.77, 9. Myka Hammock 12 Oakland Tech 26.85. **Heat 3 no wind info.** 1. Kinshasa Davis 11 LB Wilson q23.60, 2. Damesha Craig 11 St. Francis q24.05, 3. Casey Loveland 10 Granite Hills q24.72, 4. Bo Alade 10 Foothill CE q24.90, 5. Shaunte Williams 10 Armijo 25.06, 6. Monica Van Wegan 11 Amador Vly 25.61, 7. Ciara Johnson 11 McAteer 27.56, 8. Loretta McKinney 10 Hanford DNR, Lana Garner 12 Morse DNR.

▲ 400 Meters

Heat 1. Junior Carla Estes (James Logan, Union City), the North Coast Section champion in 53.81, won in 54.28. Her splits were 25.1, 29.0 (54.0). Sophomore Julia Gray (North, Riverside), third in the Southern Section in 55.85, placed second in 54.65. Sophomore Loretta McKinney (Hanford), Central Section 56.61, best 56.47, was third in 55.94. Junior Saneik Saavedra (El Cerrito), third in the North Coast Section in 55.84, was fourth in 55.95.

Heat 2. Freshman Joni Smith (Wilson, Long Beach), second in the Southern Section in 55.00,

CIF/ARCO am/pm ■ California State Meet

best 54.26, won in 54.45. Junior Nikelola Balogun (Westchester), second in the Los Angeles Section in 57.56, best 57.18, placed second in 56.06.

Senior Lana Garner (Morse, San Diego), the San Diego Section champion in 54.09, the fastest qualifier in the heat, did not run.

Heat 3. Junior Kinshasa Davis (Wilson, Long Beach), the Southern Section champion in 54.69, best 53.08, won in 54.66. Her splits were: 26.3, 28.1 (54.4). Junior Regine Caruthers (St. Bernard, Playa del Rey), fifth in the Southern Section in 56.30, placed second in 55.23. Senior Crystal Miles-Threat (Amador Valley, Pleasanton), second in the North Coast Section at 55.51, was third in 55.67.

Final. Davis won in 52.67, the fastest time in the nation. Smith placed second in 53.64. Estes was third in 54.29 after running the first 200 meters in 24.8.

"That was pivotal," said Wilson coach Kennedy to the *Long Beach Press Telegram*.

- | | |
|----------------------------------|---------|
| 1. Kinshasa Davis 11 LB Wilson | 52.67 |
| 2. Joni Smith 9 LB Wilson | 53.64 |
| 3. Carla Estes 11 James Logan | 54.29 |
| 4. Julia Gray 10 Riverside North | 54.99 |
| 5. Regine Caruthers 11 St. Bern | 55.53 |
| 6. Sanelk Saavedra 11 El Cerrito | 56.10 |
| 7. Crystal Miles-Threat 12AmV | 56.17 |
| 8. Loretta McKinney 10 Hanford | 56.78 |
| 9. Nikelola Balogun 11 Westches | 1:00.32 |
- Heat 1.** 1. Carla Estes 11 James Logan q54.28, 2. Julia Gray 10 Riverside North q54.65, 3. Loretta McKinney 10 Hanford q55.94, 4. Sanelk Saavedra 11 El Cerrito q55.95, 5. Tiffany Smith 9 Taft LA 57.57, 6. Rose Sczawinski 11 Los Gatos 58.12, 7. LaToya Ashworth 9 Fremont OK 59.15, 8. Annetta Wells 11 University LA 59.27, 9. Michaela Williams 10 Beyer 1:00.25. **Heat 2.** 1. Joni Smith 9 LB Wilson q54.45, 2. Nikelola Balogun 11 Westchester q56.06, 3. LaToya Thomas 9 LB Poly 56.90, 4. Kamilla Williams 11 Sacred Heart 57.63, 5. Turshika Bennett 12 Bishop O'Dowd 58.27, 6. Vishani Miller 9 Kennedy SJ 58.46, 7. Corrine Atkins 11 Buchanan 1:00.28, 8. Ginny Greene 10 Modoc 1:01.36, Lana Garner 12 Morse DNR. **Heat 3.** 1. Kinshasa Davis 11 LB Wilson q54.66, 2. Regine Caruthers 11 St. Bernard q55.23, 3. Crystal Miles-Threat 12 Amador Vly q55.67, 4. Angie Miller 11 Modesto 56.77, 5. Flyneshia Rankin 11 Morse 57.20, 6. Sabrina Edge 12 Rancho Buena Vista 57.47, 7. Shavone Jennings 12 Woodside 57.59, 8. Denisha David 12 Lowell 1:00.40, 9. Yolanda Moore 11 Bullard 1:02.00.

tion 2:17.32, best 2:15.97, won in 2:13.35. Sophomore Tara Gregory (Crescenta Valley), third in the Southern Section in 2:15.26, placed second in 2:15.56. Splits: 1:02.4, 2:12.5 (1:10.1) Miles-Threat.

Senior Candace Miles-Threat (Amador Valley, Pleasanton), the leading qualifier in the State Meet, the North Coast Section champion at 2:10.80, was disqualified for six steps on the nine in the north-east corner of the track.

Heat 2. Junior Kerri Bock-Willmes (Carondelet, Concord), fourth in the North Coast Section in 2:12.30, won in 2:14.36. Junior Jennifer Bridgeman (James Logan, Union City), second in the North Coast Section in 2:11.75, placed second in 2:14.96. Splits: 1:05.0, 2:14.0 (1:09.0) Bock-Willmes.

Heat 3. Freshman Lindsay Hyatt (Placer), Sac-Joaquin Section 2:15.78, best 2:12.1, won in 2:12.67. Senior Amanda Boice (Folsom), Sac-Joaquin Section 2:16.74, best 2:14.66, placed second in 2:13.18. Sophomore Kelly Piatanesi (Carondelet, Concord), third in the North Coast Section at 2:11.89, was third in 2:13.23. Senior Sharon Rhetta (Long Beach Poly), the Southern Section champion in 2:13.40, was fourth in 2:13.81. Senior Betty Butler (Dorsey, Los Angeles), the Los Angeles Section champion at 2:19.76, best 2:16.79, was fifth in 2:13.85. Splits: 1:03.7 Butler, 2:12.3 (1:08.6) Hyatt.



Lindsay Hyatt
800m
Photo by Allison Cockerham

Final.

Hyatt won in 2:11.24. Hyatt passed Rhetta in the last 100 meters. Rhetta, running in her fourth State Meet, placed second in 2:13.12 after leading until the final 90 meters. Boice was third in 2:13.60. Splits: 1:01.7 Rhetta, 1:36.1 (34.5) Rhetta, 2:10.9 (34.9) Hyatt.

- | | |
|----------------------------------|---------|
| 1. Lindsay Hyatt 9 Placer | 2:11.24 |
| 2. Sharon Rhetta 12 LB Poly | 2:13.12 |
| 3. Amanda Boice 12 Folsom | 2:13.60 |
| 4. Kelly Piatanesi 10 Carondelet | 2:14.07 |
| 5. Tara Gregory 10 Cresc Valley | 2:14.24 |
| 6. Kerri Bock-Willmes 11 Caron | 2:14.31 |
| 7. Kattie Crabb 12 Pleas Valley | 2:16.35 |
| 8. Jennifer Bridgeman 11 Logan | 2:16.64 |
| 9. Betty Butler 12 Dorsey | 2:23.74 |

Heat 1. 1. Katie Crabb 12 Pleasant Valley q2:13.35, 2. Tara Gregory 10 Crescenta Valley q2:15.56, 3. Ally Lombardi 11 Los Gatos 2:16.22, 4. Anna Behrens 12 Peninsula 2:16.69, 5. Drisana Carey 11 University 2:18.84, 6. Ashley Holt 12 Menlo-Atherton 2:20.35, 7. Anne Marie Franco 12 Skyline 2:20.96, 8. Shauna James 12 Westchester 2:21.66, DQ Candace Miles-Threat 8 steps on line. **Heat 2.** 1. Kerri Bock-Willmes 11 Carondelet q2:14.36, 2. Jennifer Bridgeman 11 Logan q2:14.96, 3. Ali Peatson 12 Turlock 2:16.09, 4. Christa Fitzgerald 10 Dana Hills 2:16.37, 5. LaTanya Sumlin 12 N. Bakersfield 2:17.26, 6. Lina Biber-Ferro 10 Los Gatos 2:17.61, 7. Erin Dehahn 9 Hilltop 2:20.60, 8. Kelly Cohn 12 Stockdale 2:23.86, 9. Margaret Roche 9 Grant 2:28.55. **Heat 3.** 1. Lindsay Hyatt 9 Placer q2:12.67, 2. Amanda Boice 12 Folsom q2:13.18, 3. Kelly Piatanesi 10 Carondelet q2:13.23, 4. Sharon Rhetta 12 LB Poly q2:13.81, 5. Betty Butler 12 Dorsey q2:13.85, 6. Rachelle Loftus 11 Buchanan



Annie Ebner
1600m
Photo by Bill Cockerham

- | | |
|--------------------------------------|---|
| 2:16.01, 7. Cara Notter 12 Brawley | 2:17.70, 8. Susan Chou 11 Lowell 2:24.45, |
| 9. Stephanie Kindreich 11 El Capitan | 2:30.21. |

▲ 1,600 Meters

Heat 1. Junior Kristan Gordon (Carondelet, Concord), the North Coast Section champion in 4:49.16, won in 4:58.85. Senior Shaluinn Fullove (Louisville), second in the Southern Section in 5:01.15, best 5:00.6, placed second in 5:00.15. Splits: 1:13.8 Burris, 2:29.0 (1:15.2) Gordon, 3:43.6 (1:14.6) Gordon, 4:58.6 (1:15.0) Gordon.

Heat 2. Senior Annie Ebner (St. Lucy's), the Southern Section champion in 4:58.70, best 4:47.5, won in 4:58.04. Sophomore Jennifer Akana (Lowell, San Francisco), the San Francisco Section champion in 5:02.94, best 4:59.13, placed second in 5:00.75. Junior Claire Tillotson (Redondo), fourth in the Southern Section in 5:04.40, best 5:04.20, was third in 5:02.31. Junior Kelly Howisey (Clayton Valley, Concord), second in the North Coast Section in 5:00.86, best 5:00.59, was fourth in 5:02.70. Junior Tracy Cohn (Stockdale), Central Section 5:01.71, best 5:01.54, was fifth in 5:05.30. Senior Stephanie McCarty (Madera), Central Section 5:07.84, was sixth in 5:05.60. Splits: 1:13.7 Ebner, 2:31.5 (1:17.8) Ebner, 3:46.7 (1:15.2) Ebner, 4:57.8 (1:11.1) Ebner. **Final.**

Ebner, who finished third last year, won in 4:48.72. Ebner's splits: 1:09.5, 2:21.5 (1:12.0), 3:35.8 (1:14.3), 4:48.5 (1:12.7). She was the lone Inland Valley state champion.

"This was her senior year," St. Lucy's coach Ted Daudel said to Pete Marshall of the *Inland Valley Daily Bulletin*. "There was no way she was not going to win."

"I really would've liked to (set a personal record)," Ebner said to Marshall. "(But) it's still a good time. I hit every split right on," Ebner said. "I just couldn't get it on the last lap. It went like I expected," said Ebner to Steve Ramirez of the TNG-T. "I visualized that me and Kristen (Gordon) would be shoulder-to-shoulder and hopefully I would be able to out kick her at the end."

"I really wanted to do something for the Southern California fans," said Ebner. "This was my last race before I go to Oregon, so

▲ 800 Meters

Heat 1. Senior Katie Crabb (Pleasant Valley), Northern Sec-

I wanted to give them a good run, something they and I could have a good memory of."

"Keeping her (Gordon) on the outside was important," Ebner said to Damin Esper of the *Contra Costa Times*. "The mental and the psychological aspect of being there."

"I thought I ran to my potential, I can win it," said Ebner. "But there's always doubts. What if, what if. You can never be totally sure."

Gordon placed second in 4:50.78. As a freshman Gordon placed second to Julia Stamps (Santa Rosa) in the 3,200. Last year, Gordon took fifth in the 1,600.

"It wasn't a bad race," Gordon said to Damin Esper of the *Contra Costa Times*. "But when you run 4:49 like clockwork the past few weeks and then run a 4:50—it's frustrating. I came through (the 800) at 2:21, then my last 800...I don't know."

"Annie (Ebner) doesn't let you have that inside lane," Gordon said. "It was such a different type of race than I'm used to running because somebody was there."

"The whole time I was thinking, 'You've got to pass her. Go now. She definitely had the better position.'"

"When I looked back on the race there really wasn't anything I could do," Gordon said. "I could have pushed it maybe on the third lap. But every time I pushed her, she responded. I had a pretty successful season," Gordon said. "It's not the end of the world. If I had that 4:49 at (the) Arcadia (Invitational) and then not run it since then and then run a 4:50, I would be happy. The 4:50—that's what's killing me."

"One of the frustrating things is that I ran 4:49 two times by myself," Gordon said to the *Oakland Tribune*. "Every time I tried to pass her, she wouldn't let me. That was her strategy," Gordon said. "It takes a lot out of you, but I knew I had to keep making surges."

Fullove was third in 4:58.38.

1. Annie Ebner 12 St. Lucy's 4:48.72
2. Kristen Gordon 11 Carondelet 4:50.78
3. Shalaine Fullove 12 Louisville 4:58.38
4. Claire Tillotson 11 Redondo 4:58.71
5. Jennifer Burris 10 Ayala 4:58.99
6. Kelly Howisey 11 Clayton Vly 5:01.52
7. Jennifer Akana 10 Lowell 5:01.60
8. Stephanie McCarty 12 Mad 5:07.70
9. Tracy Cohn 11 Stockdale 5:35.90

Heat 1 1. Kristen Gordon 11 Carondelet 4:58.85, 2. Shalaine Fullove 12 Louisville 4:50.15, 3. Jennifer Burris 10 Ayala

q5:03.07, 4. Tiffany Hansen 11 Redwood 5:07.52, 5. Deborah Bleisch 12 Silver Creek 5:09.64, 6. Ashley Holt 12 Menlo-Atherton 5:10.45, 7. Julie Ott 11 University 5:11.19, 8. Juli Lawson 9 Clovis West 5:12.80, 9. Shelby Horgan 11 Temescal Canyon 5:14.00, 10. Rachelle Stewart 10 Vacaville 5:17.81, 11. Yvonne Liebig 10 JF Kennedy 5:18.41, 12. Melissa Peralta 10 South Gate 5:19.56, 13. Tricia Matson 11 Fallbrook 5:23.17. Heat 2 1. Annie Ebner 12 St. Lucy's 4:58.04, 2. Jennifer Akana 10 Lowell 4:50.75, 3. Claire Tillotson 11 Redondo 4:50.21, 4. Kelly Howisey 11 Clayton Valley 4:50.70, 5. Tracy Cohn 11 Stockdale 4:50.30, 6. Stephanie McCarty 12 Madera 4:50.60, 7. Laneisha McPherson 12 Silver Creek 5:12.40, 8. Meghan Andrade 9 Carondelet 5:12.80, 9. Tiffany Burgess 9 Birmingham 5:19.86, 10. Sarah Wilkins 9 Rancho Bernardo 5:21.02, NP Abbey Cortright 9 Yreka, NP Kara Barnard 12 Pacific Palisades, NP Heather Clark 9 Vacaville, NP Emily Dixon 9 Skyline.

▲ 3,200 Meters

This race was the top race on the program. The new national record holder would take on the two-time defending champion. Senior Kim Mortensen (Thousand Oaks), who set a new national record of 9:48.59 in the Southern Section, set a new State Meet record of 9:52.80. The old meet record of 10:08.14 was set by Cory Schubert (Del Mar, San Jose) in 1983. Mortensen's splits: 1:11.8, 2:25.8 (1:14.0), 3:39.9 (1:14.1), 4:54.5 (1:14.6), 6:08.7 (1:14.2), 7:23.5 (1:14.8), 8:39.0 (1:15.5), 9:52.8 (1:13.6).

Mortensen's time of 4:54.5 at 1,600 meters would have placed her third in the girls' 1,600 meter race. And her second 1,600 of 4:58.1 would have also surpassed the third place finisher.

"Every time we went down the straightaway (in front of the crowd), I'd hear, 'Go, Kim' and 'Go, Julia,'" Mortensen said to Jim Crowhurst of the *Santa Rosa Press Democrat*.

"I wouldn't have done it differently, even if Julia hadn't been in the race," Mortensen said.

Junior Julia Stamps (Santa Rosa), the North Coast Section champion in 10:13.7 and the 1994 (10:26.51) and 1995 (10:15.27) State Meet champion, best 10:12.20, placed second in 10:15.13. Stamps said that she felt dizzy. Stamps had missed a month of training this season after suffering from a lack of sodium and potassium.

"If I had run my own race, I would have gone out slower and probably would have run faster,"



Kim Mortensen
3200m

Photo by Bill Cockerham



Nicole Hoxie
100mH

Photo by Bill Cockerham

Stamps said to Crowhurst.

Senior Kristen Koppes (Foot-hill), the Northern Section champion in 10:53.78, was third in 10:40.70.

1. Kim Mortensen 12 ThouOks 9:52.80 (State Meet Record. Old 10:08.14 Cory Schubert, Del Mar, 1983)
 2. Julia Stamps 11 SanRosa 10:15.13
 3. Kristen Koppes 12 Foot 10:40.70
 4. Kim Welsh 10 Yucapa 10:42.84
 5. Anne Gunnison 11 McClat 10:51.14
 6. Jen Schindler 11 Ponderosa 10:58.87
 7. Heather Gamilton 10 BPark 11:02.38
 8. Trina Cox 9 Santa Rosa 11:03.00
 9. Emily Allison 12 Leland 11:04.50
 10. Emily Lawson 11 Clovis W 11:04.55
 11. Tina Bowen 12 San Ramon 11:08.16
 12. Marissa Hurwitz 12 Bishops 11:11.20
 13. Shana Driscoll 12 St. Igna 11:12.71
 14. Lori Giacinti 11 University 1 1:14.30
 15. Heather Wallace 12 ClayVly 11:15.86
 16. Jaymie Harper 11 Santana 11:20.41
 17. Yvonne Liebig 10 JF Kenn 11:24.34
 18. Nicole Portley 10 Aragon 11:27.96
 19. Danielle Day 11 Quartz Hill 11:37.81
 20. Angela Ruiz 11 Reekley 11:38.60
 21. Gash Lucero 12 Lowell 11:40.44
 22. Melissa Peralta 10 SoGate 12:00.49
 23. Genevieve Cruise 10 P Palis 12:05.51
 24. Brandi Page 12 GranHills 12:39.96
- Alyson Marquand 9 Univ DNF
Stephanie Garcia 10 Skyline DNF
Tracy Cohn 11 Stockdale DNS

▲ 100 Meter Hurdles

Heat 1. The race was called back, but no false start was called. Junior Nicole Hoxie (North, Riverside), the Southern

Section champion in 13.61 (+3.15), won in 13.91 (+0.6). Junior Michelle Perry (Quartz Hill), fourth in the Southern Section in 14.34w, placed second in 14.50. Junior Katie Schuckle (Santa Rosa), second in the North Coast Section in 14.86, best 14.57w, was third in 14.85.

Heat 2. Sophomore Ashley Bethel (Mission Viejo), third in the Southern Section in 14.27 (+3.15), best 14.21, won in 14.45 (-0.5). Senior Ayana Grant (Bishop O'Dowd, Oakland), the North Coast Section champion in 14.46, best 14.31, placed second in 14.55. Grant's sister Bisa (UCLA 1998) was the 1993 State Meet champion in the 100 meter low hurdles. Senior Rory Kelly (Morningside, Inglewood), second in the Southern Section 14.15 (+3.15), was third in 14.56.

Heat 3. Junior Khamell Fleming (Dorsey, Los Angeles), the Los Angeles Section champion in 14.97 (-1.35), best 14.4w, won in 14.59. Junior Lisa O'Reilly (St. Mary's, Stockton), Sac-Joaquin Section 14.24, best 14.0w, placed second in 14.64. Junior Angie Polk (Cermits), fifth in the Southern Section in 14.58w, was third in 14.67.

Final.

Hoxie won in 13.87. "Last year I never even dreamed of being here. Last night I was hyped, but today I just wasn't into it," Hoxie said. "Coming here I was nervous. I mean, you look into the stands and you just try to picture

(that) those are all the athletes who just didn't make it. But I knew they weren't. My grandfather and grandmother were up there. This was the first meet they ever came to."

Bethel placed second in 14.08. That set an Orange County record, topping her old mark of 14.14. Kelly was third in 14.10.

1. Nicole Hoxie 11 N. Riverside 13.87
2. Ashley Bethel 10 Mission Viejo 14.08
3. Rory Kelly 12 Morningside 1 4.10
4. Ayana Grand 12 BishO'Dowd 14.18
5. Michelle Perry 11 Quartz Hill 14.37
6. Lisa O'Reilly 11 St. Mary's 14.46
7. Angie Polk 11 Cerritos 14.74
8. Katie Schuckle 11 Santa Rosa 14.81
9. Khameel Fleming 11 Dorsey 15.16

Heat 1 wind = +0.6 1. Nicole Hoxie 11 N. Riverside q13.91, 2. Michelle Perry 11 Quartz Hill q14.50, 3. Rory Kelly 12 Morningside q14.85, 4. Michelle Steingart 11 St. Francis 15.12, 5. Francis Santin 10 Taft 15.30, 6. Laren Parker 12 Bakersfield 15.31, 7. Kenisha Barnes 12 San Juan 15.31, 8. Brandy Scott 12 Crawford 15.37, 9. Rene Warner 11 McAteer 15.68. Heat 2 wind = -0.5 1. Ashley Bethel 10 Mission Viejo q14.45, 2. Ayana Grand 12 Bishop O'Dowd q14.55, 3. Rory Kelly 12 Morningside q14.56, 4. Breandi Jenkins 12 Golden West 14.88, 5. Janae Mitchell 10 El Cerrito 14.90, 6. Jonae Hunt 11 Westchester 15.47, 7. Tiara Anderson 9 West Valley 15.59, 8. Carlotta Eckford 12 Tracy 15.77, 9. Drianna Doolittle 12 Torrey Pines 16.00. Heat 3 wind = +1.9 1. Khameel Fleming 11 Dorsey q14.59, 2. Lisa O'Reilly 11 St. Mary's q14.64, 3. Angie Polk 11 Cerritos q14.67, 4. Tamisha Allen 11 North Salinas 15.00, 5. Stephanie Fong 12 Mission San Jose 15.11, 6. Bahed Hernandez 12 Mt. Carmel 15.39, 7. Tisha Ponder 12 Del Mar 15.48, 8. Nicole Vance 12 Stockdale 17.02, DNR Kava Tonga 10 Skyline.

▲ 300 Meter Hurdles

Heat 1. Senior Tisha Ponder (Del Mar, San Jose), the Central Coast Section champion in 41.71, the national leader and 10th fastest all-time, won in 43.04. Senior Nicole Thomas (Morningside, Inglewood), fourth in the Southern Section in 44.37, best 42.9, placed second in 43.81. Junior Michelle Steingart (St. Francis, Mountain View), second in the Central Coast Section in 43.88, was third in 44.05.

Heat 2. Junior Nicole Hoxie (North, Riverside), the Southern Section champion in 42.76, won in 43.97. Junior Katie Schuckle (Santa Rosa), the North Coast Section champion in 44.14, best 43.82, placed second in 44.07.

Heat 3. Sophomore Francis Smith (Taft), the Los Angeles

Section champion in 43.47, won in 43.24. Junior Lisa O'Reilly (St. Mary's, Stockton), Sac-Joaquin Section 45.44, best 43.80, placed second in 43.70. Junior Michelle Perry (Quartz Hill), second in the Southern Section in 43.66, best 42.88, was third in 44.01. Senior Stacy Herbert (Buena), fifth in the Southern Section in 44.50, was fourth in 44.34.

Final. Ponder won in 42.22. "I kept saying, 'First place, first place, first place,' said Ponder to Darren Sabedra of the *San Jose Mercury News*. "I could feel it."

"I changed my mind frame," she said. "I told myself, 'I'm ranked No. 1 in the nation, and I'm going to prove it.'"

"She's the best athlete I've ever coached," said Del Mar Coach Scott Evans. (The hurdles really made it special because she wanted to win a state title. And she did it on her last chance."



Tisha Ponder
300mH

Photo by Bill Cockerham

"I'm excited," Ponder said. "It's everything I've worked so hard for. It could have been a lot smoother—it wasn't a personal record—but it was a good race." Hoxie placed second in 42.66. Perry was third in 42.68.

1. Tisha Ponder 12 Del Mar 42.22
2. Nicole Hoxie 11 North Riverside 42.66
3. Michelle Perry 11 Quartz Hill 42.68
4. Katie Schuckle 11 Santa Rosa 43.40

5. Michelle Steingart 11 St. Francis 43.93
6. Francis Santin 10 Taft 43.99
7. Nicole Thomas 12 Morningside 44.00
8. Lisa O'Reilly 11 St. Mary's 44.11
9. Stacy Herbert 12 Buena 44.54

Heat 1 1. Tisha Ponder 12 Del Mar q43.64, 2. Nicole Thomas 12 Morningside q43.81, 3. Michelle Steingart 11 St. Francis q44.05, 4. Carrie McGraw 10 Mission San Jose 45.47, 5. Sarah Brown 10 Woodland 45.65, 6. Satin Lewis 12 Cleveland 46.03, 7. Niata Holmes 12 Carondelet 46.54, 8. Nicole Rodriguez 11 Granite Hills 47.28, 9. Cindy Wong 9 Mt. Whitney 45.85. Heat 2 1. Nicole Hoxie 11 North Riverside q43.97, 2. Katie Schuckle 11 Santa Rosa q44.07, 3. Hannah Cooper 11 Hawthorne 44.77, 4. Silvia-Aidee Acero 12 Hilltop 45.40, 5. Tiara Anderson 9 West Valley 45.50, 6. Leanne Slater 10 Pioneer 45.53, 7. Bahed Hernandez 12 Mt. Carmel 46.88, 8. Jonae Hunt 11 Westchester 48.43, 9. April Smith 11 Ponderosa 48.64. Heat 3 1. Francis Santin 10 Taft q43.24, 2. Lisa O'Reilly 11 St. Mary's q43.70, 3. Michelle Perry 11 Quartz Hill q44.01, 4. Stacy Herbert 12 Buena q44.34, 5. Brandi Jenkins 12 Golden West 44.60, 6. Nyeshia Kirfman 11 Lowell 44.73, 7. Amy Nazarov 11 Central 48.11, 8. Eseta Lavaika 10 Fremont 53.66, DQ Odessa Balumbo 12 Logan.

▲ 400 Meter Relay

Heat 1. James Logan (Union City), the North Coast Section champion in 45.64, the tenth fastest team in prep history, won in 45.78. Valley (Sacramento), Sac-Joaquin Section 47.34, best 47.1, placed second in 46.95. Poly (Long Beach), fourth in the Southern Section in 46.92, best 46.81, was third in 47.04.

Heat 2. Wilson (Long Beach), third in the Southern Section in 46.52, best 46.3, won in 45.61, a national best. St. Bernard (Playa del Rey), the Southern Section champion in 46.26, placed second in 45.75. Dorsey (Los Angeles), the Los Angeles Section champion in 47.69, was third in 47.20. El Cerrito, North Coast Section 47.38, was fourth in 47.25.

Heat 3. Morningside (Inglewood), second in the Southern Section 46.45, best 46.11, won in 45.83. Vallejo, Sac-Joaquin Section 48.44, best 48.2, placed second in 47.54.

Final. The James Logan team of freshman Jamara Smith, junior Carla Estes, senior Jemae Wright, and sophomore Natasha Neal won in 45.20, the equal third fastest team all-time and the best this season. Only Hawthorne at 45.11 in 1985 and Berkeley at

45.13 in 1981 have run faster.

The Wilson team of freshmen Veronica Callaway, Joni Smith and Latrice Borders and junior Kinshasa Davis placed second in 45.53. Wilson's anchor Kinshasa Davis made a big move from fifth to second.

"Even though we wanted to win it (the 400 relay), we knew we were still in it with the second," said Kinshasa Davis afterward to the *Long Beach Press Telegram*. St. Bernard was third in 45.62.

1. James Logan 45.20
2. Long Beach Wilson 45.53
3. St. Bernard 45.62
4. Morningside 45.63
5. Long Beach Poly 46.42
6. Valley 46.90
7. Dorsey 47.52
8. El Cerrito 47.53
9. Vallejo 47.91

Heat 1 1. James Logan q45.78, 2. Valley q46.95, 3. Long Beach Poly q47.04, 4. Foothill - Bakersfield 47.72, 5. Westchester 48.56, 6. Edison - Stockton 48.82, 7. Lincoln - San Diego 48.98, 8. El Camino 49.03, 9. Skyline 50.63. Heat 2 1. Long Beach Wilson q45.61, 2. St. Bernard q45.75, 3. Dorsey q47.20, 4. El Cerrito q47.25, 5. Los Gatos 48.66, 6. Pittsburg 49.83, 7. Lowell 49.83, 8. Clovis 49.87, 9. Hamilton NT. Heat 3 1. Morningside q45.83, 2. Vallejo q47.54, 3. Palmdale 47.58, 4. St. Francis 47.64, 5. Morse 47.65, 6. Golden West 48.27, 7. Benicia 48.83, 8. Gunn 50.19, 9. West Valley 51.04.

▲ 1,600 Meter Relay

Heat 1. Wilson (Long Beach), the Southern Section champion in 3:41.44, best 3:40.07, won in 3:45.68. Wilson's splits: 56.5, 1:51.7 (55.2), 2:50.3 (58.6), 3:45.4 (55.1). Muir (Pasadena), fourth in the Southern Section in 3:51.17, placed second in 3:47.67. Amador Valley (Pleasanton), fourth in the North Coast Section in 3:55.16, best 3:49.3, was third in 3:48.63.

Dorsey (Los Angeles) dropped the baton on the backstretch of the anchor leg while in contention to qualify.

Heat 2. St. Bernard (Playa del Rey), fifth in the Southern Section in 3:52.13, won in 3:44.90. J.W. North (Riverside), third in the Southern Section in 3:49.61, placed second in 3:47.60. James Logan (Union City), the North Coast Section champion in 3:43.39, was third in 3:50.01. They did not run Carla Estes. Logan's splits: 56.1, 57.9, 59.6, 56.3 (3:49.8).

Heat 3. Poly (Long Beach), second in the Southern Section in 3:44.05, won in 3:46.50. Poly's splits: 56.7, 56.0, 58.2, 55.5 (3:46.3). Los Gatos, second in the Central Coast Section in 3:53.14, placed second in 3:52.25. El Cerrito, North Coast Section 3:45.83, best 3:45.63, was third in 3:53.92.

Final.

This race would determine the team champion. Logan led Wilson by one point. Wilson was the national leader in the event and went 1-2 in the open 400 meters.

"We were ready," said Kinshasa Davis to the *Long Beach Press Telegram*.

"We had the best (relay) team in the country. We just had to run like we were capable and be patient.

The Wilson team of Veronica Calloway, Latrice Borders, Joni Smith and Kinshasa Davis won in 3:38.50, the fourth best all-time and a school record. Only Muir (Pasadena) at 3:37.69 in 1985, Kennedy (Granada Hills) at 3:37.71 in 1981, and 3:37.98 in 1980, have run faster. Wilson's splits: 56.7, 53.4, 54.1, 54.1 (3:38.1).

James Logan placed second in 3:40.95, the tenth best all-time and a new school record. Carla Estes anchored in 54.7. Jernae Wright ran the fastest 400 leg of her career.

"Everyone knows how I feel about the 400," Wright said to Steve Sanchez of the *Argus*. "So I feel good because that was the best I could do."

"It didn't really come down to the last event," Webb said to Sanchez. "Because we ran as good as we could run, but they are the best in the country in that event."

"It was just every little thing that led up to that."

Poly, the 1991-1993 State Meet champion, was third in 3:43.61.

- | | |
|----------------------|---------|
| 1. Long Beach Wilson | 3:38.50 |
| 2. James Logan | 3:40.95 |
| 3. Long Beach Poly | 3:43.61 |
| 4. Amador Valley | 3:45.94 |
| 5. El Cerrito 3 | :46.20 |
| 6. Muir | 3:47.09 |
| 7. St. Bernard | 3:48.64 |
| 8. North Riverside | 3:49.82 |
| 9. Los Gatos | 3:51.84 |

Heat 1 1. Long Beach Wilson q3:45.88, 2. Muir q3:47.67, 3. Amador Valley q3:48.63, 4. Dorsey 3:55.01, 5. St. Francis 3:57.75, 6. Westchester 3:59.39, 7. Gunn 4:01.81, 8. West Valley 4:05.47, 9. Stockdale 4:09.33. **Heat 2** 1. St. Bernard q3:44.90, 2. North Riverside q3:47.60, 3. James Logan q3:50.01, 4. Morse 3:57.34, 5. Talt 4:00.15, 6. Clovis West 4:00.63, 7. JF

Kennedy SJ 4:01.20, 8. Clovis 4:03.85, 9. Hilltop 4:07.79. **Heat 3** 1. Long Beach Poly q3:46.50, 2. Los Gatos q3:52.25, 3. El Cerrito q3:53.92, 4. Carondelet 3:54.27, 5. Rancho Buena Vista 4:00.03, 6. Woodland 4:01.08, 7. Valley 4:04.71, 8. Fremont OK 4:08.45, 9. Lowell 4:11.51.

▲ High Jump

Trials.

Senior Tara Flaming (Immanuel), Central Section 5-8, best 5-10, won at 5-8. Senior Shavent Williams (Long Beach Poly), tied for second in the Southern Section at 5-6, best 5-8, placed second at 5-6. Sophomore Tia Hanson (Cajon), fourth in the Southern Section at 5-6, was third at 5-6. Junior Tayyiba Hanef (Laguna Hills), tied for second in the



Liz Giltner
High Jump
Photo by Allison Cockerham

Southern Section at 5-6, best 5-10, and junior Liz Giltner (Chaminade), the Southern Section champion at 5-8, tied for fourth at 5-6. Junior Lisa Underhill (Rancho Buena Vista), San Diego Section 5-4, best 5-8, was sixth at 5-6. Senior Callie Lemont (Ceres), Sac-Joaquin Section 5-4, best 5-6, was seventh at 5-4. Junior Jessica Saltzman (Big Valley, Bieber), Northern Section 5-4, best 5-5, was eighth at 5-4. Senior Tait Holden (Wood, Vacaville), Sac-Joaquin Section 5-4, best 5-6, was ninth at 5-4.

Final.

Giltner won at 5-10. Giltner's series: 5-2 pass, 5-4 pass, 5-6 0, 5-8 0, 5-10 0, 6-0 xxx. Flaming, the defending champion at 6-0, placed second at 5-10. Hanef was third at 5-8.

- | | |
|----------------------------------|------|
| 1. Liz Giltner 11 Chaminade | 5-10 |
| 2. Tara Flaming 12 Immanuel | 5-10 |
| 3. Tayyiba Hanef 11 Laguna Hills | 5-8 |

- | | |
|------------------------------------|-----|
| 4. Shavent Williams 12 LB Poly | 5-6 |
| 5. Tia Hanson 10 Cajon | 5-6 |
| 6. Lisa Underhill 11 R Buena Vista | 5-4 |
| 7. Jessica Saltzman 11 Big Valley | 5-2 |
| 8. Tait Holden 12 Wood Vacaville | 5-2 |
| Callie Lemont 12 Ceres | NH |

Preliminaries 1. Tara Flaming 12 Immanuel q5-8, 2. Shavent Williams 12 LB Poly q5-6, 3. Tia Hanson 10 Cajon q5-6, 4. Liz Giltner 11 Chaminade q5-6, Tayyiba Hanef 11 Laguna Hills q5-6, 6. Lisa Underhill 11 Rancho Buena Vista q5-6, 7. Callie Lemont 12 Ceres q5-4, 8. Jessica Saltzman 11 Big Valley q5-4, 9. Tait Holden 12 Wood Vacaville q5-4, 10. Heidi Nolte 12 Our Lady of Peace 5-4, 11. Yolanda McGirt 10 Lincoln SD 5-4, 12. Mia Gramata 11 Dorsey 5-4, 13. Kim Stone 12 York 5-2, 14. Kristy Johnson 12 Ygnacio Vly 5-2, 15. Melissa Grubb 11 Alwater 5-2, 16. Erin Nichols 12 Acalanes 5-2, 17. Loren Gualco 11 Notre Dame 5-2, 18. Karen Townsend 12 James



Alexa Harz
Pole Vault
Photo by Allison Cockerham

Logan 5-2, 19. Loretta McKinney 10 Hanford 5-2, 20. Brittney Roberts 9 Bullard 5-2, 21. Jennifer Thomas 11 Centennial Corona 5-0, 22. Holly McLain 12 Milpitas 5-0, 23. Kim Pickup 12 Chatsworth 5-0, 24. Melissa Guanella 11 Santa Rosa 5-0, 25. Jamila Cooksey 11 Skyline 5-0, Adia Thurman 11 Washington SF NH, Alexandria Delgado 10 Huntington Park NH.

▲ Pole Vault

Trials.

Eight vaulters qualified at 10-6: junior Kylene Nixon (Poway), San Diego Section 10-0, best 10-7; senior Denise Warner (Ponderosa), Sac-Joaquin Section 10-3, best 11-0; senior Marylou Badillo (Mt. Pleasant, San Jose), the Central Coast Section champion at 10-4 1/2; sophomore Allison Knode (Kingsburg), Central Section 10-6, best 10-10; sophomore Katie Rorem (Marina), fifth in the Southern Section at 10-6, best 10-

9; senior Shannon Flett (Acalanes, Lafayette), the North Coast Section champion at 10-6 1/2; freshman Bridget Pearson (Hoover), Central Section 11-0; and senior Alexa Harz (Peninsula), third in the Southern Section at 11-0, best 11-10. Brooke Lankard (Golden West), Central Section, best 11-6 1/2, won a jump off at 10-3 to grab the final qualifying spot.

Final.

Harz won at 12-1 1/4. Harz' series: 10-0 pass, 10-6 0, 11-0 0, 11-4 0, 11-10 0, 12-1 1/4 XX0, 12-4 XXX. Pearson placed second at 11-4. Knode was third at 11-4.

- | | |
|--------------------------------|----------|
| 1. Alexa Harz 12 Peninsula | 12-1 1/4 |
| 2. Bridget Pearson 9 Hoover SS | 11-4 |
| 3. Allison Knode 10 Kingsburg | 11-4 |
| 4. Katie Rorem 10 Marina | 11-0 |



Jernae Wright
Long Jump
Photo by Allison Cockerham

- | | |
|---------------------------------|------|
| 5. Kylene Nixon 11 Poway | 10-6 |
| 6. Brooke Lankard 10 GoldWest | 10-6 |
| 7. Marylou Badillo 12 Mt. Pleas | 10-6 |
| Shannon Flett 12 Acalanes | NH |
| Denise Warner 12 Ponderosa | NH |

Preliminaries Kylene Nixon 11 Poway q10-6, Denise Warner 12 Ponderosa q10-6, Marylou Badillo 12 Mt. Pleasant q10-6, Allison Knode 10 Kingsburg q10-6, Katie Rorem 10 Marina q10-6, Shannon Flett 12 Acalanes q10-6, Bridget Pearson 9 Hoover SS q10-6, Alexa Harz 12 Peninsula q10-6, Brooke Lankard 10 Golden West jump off q10-3. **Non-qualifiers** Jennifer Swanson 12 Gilroy jump off 10-0, Iran Serrano 9 Gonzales jump off 10-0, Shelley Hill 12 Beyer 10-0, Laura Eckley 11 West Valley 10-0, Christa Epperly 12 Nevada Union 10-0, No Height Amy Tran 10 Lowell, Brooke Page 12 Granada Hills, Kim Pickup 12 Chatsworth, Jennifer Capehart 11 JF Kennedy LA, Amy Bei 9 Montgomery, Shail Pecrouse 9 Santa Rosa, Leslie Smith 11 Orange Glen, Becky Studebaker 11 South Fork, Kyla Pavlina 10 Kingsburg, Kim

CIF/ARCO am/pm ■ California State Meet

Trout 10 Escondido, Hannah Johnson 11
Atascadero, Erica Hoernig 12 Foothill SS.

▲ Long Jump

Trials.
Senior Tisha Ponder (Del Mar, San Jose), the Central Coast Section champion at 20-6w, won at 19-8. Senior Jemae Wright (James Logan, Union City), the North Coast Section champion at 20-1 1/2 (-0.78), best 20-11 1/2w, placed second at 19-3 1/2. Senior Roslyn Grant (Ganeshia), fifth in the Southern Section at 18-11 1/2 (+3.11), was third at 18-9 1/4. Junior Carla Estes (James Logan, Union City), second in the North Coast Section at 19-9 3/4, was fourth at 18-8 1/4. Senior Julie Tinker (Valley, Sacramento),



Kelly O'Connor
Triple Jump

Photo by Allison Cockerham

Sac-Joaquin Section 18-10 1/2, was fifth at 18-4 3/4. Senior Kerry O'Bric (Edison), the Southern Section champion at 19-4 3/4 (+2.27), best 19-9, was sixth at 18-4 1/4. Junior Pia McAllister (Clayton Valley, Concord), third in the North Coast Section at 18-0 3/4 (-0.63), best 19-3w, was seventh at 18-4. Sophomore Monique Harris (Cerritos), third in the Southern Section at 19-0 1/2 (+2.96), was eighth at 18-3. Senior Richelle Perkins (Bishops), San Diego Section 18-6 3/4w, was ninth at 18-2 3/4.

Final.
Wright, the defending champion at 20-6, won at 20-3 (-1.4). Wright's series: 19-5, 20--3, 19-11 1/2, 18-9 1/2, pass, pass. Estes placed second at 19-7 1/4 (+0.4). Harris was third at 19-3 3/4 (+2.5).

1. Jemae Wright 12 Logan -1.4w 20-3

2. Carla Estes 11 Logan +0.4w 19-7 1/4
3. Monique Harris 10 Carr +2.5w 19-3 3/4
4. Tisha Ponder 12 DMar -0.8w 19-2 1/2
5. Kerry O'Bric 12 Edie +0.6w 19-1 1/4
6. Rosalyn Grant 12 Gan +1.2w 19-1/4
7. Pia McAllister 11 CVly -2.4w 18-3 3/4
8. Julie Tinker 12 Valley SJ -1.6w 18-1
Richelle Perkins 12 Bishops DNS

Preliminaries 1. Tisha Ponder 12 Del Mar q19-8, 2. Jemae Wright 12 James Logan q19-3 1/2, 3. Rosalyn Grant 12 Ganeshia q18-9 1/4, 4. Carla Estes 11 James Logan q18-8 1/4, 5. Julie Tinker 12 Valley SJ q18-4 3/4, 6. Kerry O'Bric 12 Edison SS q18-4 1/4, 7. Pia McAllister 11 Clayton Valley q18-4, 8. Monique Harris 10 Cerritos q18-3, 9. Richelle Perkins 12 Bishops q18-2 3/4.

Non-qualifiers 10. Connie Smith 12 Modesto 18-2, 11. Reyna King 11 St. Mary's 18-1/4, 12. Latanya Collier 12 Banning 17-10 1/4, 13. Dominique Green 10 James Logan 17-8 1/2, 14. Kelly O'Connor 12 Esperanza 17-4 3/4, 15. Macklin Harris 10 Enterprise 17-4, 16. Dannielle Martin 11 Valley SJ 17-3 1/4, 17. Zakirah Sanford 12 Lincoln SD 17-1/4, 18. Kameelah Elarms 11 Piedmont Hills 16-10 3/4, 19. April Home 11 Clovis West 16-7, 20. Jessica Burnham 12 Los Altos 16-6 1/2, 21. Akiba McKinney 11 Monte Vista 16-6 1/4, 22. Tasha Thomas 10 Bakersfield 16-5 1/2, 23. Demetria Beverly 12 Oakland Tech 16-3 3/4, 24. Reena Sihota 12 Selma 16-1, 25. Rickisha Herron 12 Birmingham 16-3/4, 26. Ciara Johnson 11 McAteer 14-11 3/4, Lachelle Lash 12 Gardena did not compete.

▲ Triple Jump

Trials.
Senior Kelly O'Connor (Esperanza, Anaheim), the Southern Section champion at 39-11 (+2.29), best 40-11 3/4, won at 39-4 (-0.6). Senior Julie Tinker (Valley, Sacramento), Sac-Joaquin Section 39-10 1/2w, placed second at 38-11 3/4 (-1). Senior Tisha Ponder (Del Mar, San Jose), the Central Coast Section champion at 40-2 3/4 wind-aided, best 40-11 3/4w, was third at 38-11 1/2 (-1.5). Senior Brandy Prieto (North Torrance), second in the Southern Section at 38-11 3/4, was fourth at 38-5 3/4 (-2). Sophomore Andria Booker (El Camino), San Diego Section 39-5 1/4, was fifth at 38-3 1/2 (0). Senior Kerry O'Bric (Edison), fourth in the Southern Section at 38-6 (+2.91), best 38-11 3/4, was sixth at 37-11 1/4. Senior Connie Smith (Modesto), Sac-Joaquin Section 37-4, best 38-4, was seventh at 37-7 1/2. Senior Casey Whyte (San Pasqual), San Diego Section 37-7 1/2, was eighth at 37-5. Senior Reena Sihota (Selma), Central Section 37-1, best 37-10, was ninth at 37-2.

Final.

O'Connor, the defending champion at 40-6 1/2, won at 40-2 1/2 (-2.3). O'Connor's series: 38-4 3/4, 39-4 1/2, 39-10, 38-11 3/4, 40-2 1/2, 32-10.

"It's very nice," O'Connor said to Matt Farmer of the *Los Angeles Times*. "I'm relieved. I'm not overly happy because I didn't jump as well as I wanted, but I'm just glad it was enough."

O'Connor's consecutive titles were the first for an Orange county girl since Fullerton's Natalie Kaaiawahia won three consecutive titles in the shot put (1981-83).

Tinker placed second at 39-3 1/4 (-1.3). Booker was third at 39-1 1/2 (-2.2).

1. Kelly O'Connor 12 Esper -2.3w 40-2 1/2
2. Julie Tinker 12 Valley SJ -1.3w 39-3 1/4
3. Andria Booker 10 ElCam -2.2w 39-1 1/2
4. Kerry O'Bric 12 Edis -1.5w 38-9
5. Casey Whyte 12 SPasq -1.8w 37-10
6. Connie Smith 12 Mod -2.5w 37-8 1/2
7. Brandy Prieto 12 NTorr -1.4w 37-7
8. Reena Sihota 12 Selma -1.9w 36-11
9. Tisha Ponder 12 D Mar +1.8w 35-6

Preliminaries 1. Kelly O'Connor 12 Esperanza -0.6w q39-4, 2. Julie Tinker 12 Valley SJ -1.0w q38-11 3/4, 3. Tisha Ponder 12 Del Mar -1.5w q38-11 1/2, 4. Brandy Prieto 12 North Torrance q38-5 3/4, 5. Andria Booker 10 El Camino q38-3 1/2, 6. Kerry O'Bric 12 Edison SS q37-11 1/4, 7. Connie Smith 12 Modesto q37-7 1/2, 8. Casey Whyte 12 San Pasqual q37-5, 9. Reena Sihota 12 Selma q37-2. **Non-qualifiers** 10. Mesha Henry 12 South Bakersfield 36-9, Demetria Beverly 12 Oakland Tech 36-9, 12. Pia McAllister 11 Clayton Vly 36-4 3/4, 13. Andrea Lacson 12 James Logan 36-2 1/4, 14. Ebony Poe 11 Cerritos 35-9, 15. Marylou Badillo 12 Mt. Pleasant 35-8, 16. Shirley Anku 11 Rancho Buena Vista 35-6, 17. Kristy Johnson 12 Ygnacio Vly 35-4 1/4, 18. Rickisha Herron 12 Birmingham 35-4, 19. Nina Orwubere 11 Banning 35-0 3/4, 20. Evelyn Shih 11 Gunn 34-11, 21. Jamie Sams 12 Tulare Western 34-10, 22. Juanita Allison 11 Upper Lake 34-7 1/4, 23. Blossom Adakama 12 Elk Grove 34-0 3/4, 24. Jessica Saltzman 11 Big Valley 34-00, 25. Natasha Wright 11 Bravo Medical Magnet 33-10, 26. Amy Tran 10 Lowell 32-6, Nici Peyton 11 Santa Monica no mark.

▲ Shot Put

Trials.
Sophomore Chaniqua Ross (Laguna Creek, Elk Grove), Sac-Joaquin Section 43-6 1/4, best 46-0 1/2, won at 42-5 1/2. Senior Darlene Tulua (Carmel), the Central Coast Section champion at 43-3, best 43-10, placed second at 41-11 1/4. Senior Cheree Hicks (Littlerock), third in the Southern Section 41-9 3/4, best 43-6, was third at 41-3 1/2. Jenni-

fer Vail (Palm Springs), fourth in the Southern Section at 39-9, best 41-10, was fourth at 41-1 1/2. Sophomore Stephanie Brown (Arroyo Grande), second in the Southern Section at 41-11, best 42-4 1/2, was fifth at 41-0. Junior Kristin Bryden (Anderson), Northern Section 42-0, was sixth at 40-11. Sophomore Bell Jordan



Stephanie Brown
Shot Put

Photo by Bill Cockerham

(Lincoln, Stockton), Sac-Joaquin Section 40-3, was seventh at 40-10 1/2. Senior Vavatau Pohahau (Balboa, San Francisco), San Francisco Section 41-9, best 45-2, was eighth at 40-3 1/2. Senior Amanda Tagaleo'o (El Camino), San Diego Section 38-11, best 40-6 1/2, was ninth at 40-1 3/4.

Final.
Brown won at 43-0 1/4. Brown's series: 43-0 1/4, 42-6 1/4, 40-2, 39-5 1/2, foul, foul. Ross placed second at 42-9 1/2. Bryden was third at 42-9.

1. Stephanie Brown 10 ArGr 43-0 1/4
2. Chaniqua Ross 10 Lag Crk 42-9 1/2
3. Kristin Bryden 11 Anderson 42-9
4. Vavatau Pohahau 12 Balb 42-6
5. Darlene Tulua 12 Carmel 41-9 3/4
6. Cheree Hicks 12 Littlerock 41-6 1/2
7. Bell Jordan 10 Lincoln Stock 41-6 1/4
8. Jennifer Vail 12 Palm Spr 41-3
9. Amanda Tagaleo'o 12 ElCam 39-4 3/4
Preliminaries 1. Chaniqua Ross 10 Laguna Creek q42-5 1/2, 2. Darlene Tulua 12 Carmel q41-11 1/4, 3. Cheree Hicks 12 Little-

rock q41-3 1/2, 4. Jennifer Vail 12 Palm Springs q41-1 1/4, 5. Stephanie Brown 10 Arroyo Grande q41-0, 6. Kristin Bryden 11 Anderson q40-11, 7. Bell Jordan 10 Lincoln Stockton q40-10 1/2, 8. Vavatau Pohauhau 12 Balboa q40-3 1/2, 9. Amanda Tagaleo'o 12 El Camino q40-1 3/4. **Non-qualifiers** 10. Tanesha Hunter 12 Locke 40-1 1/2, 11. Marie Philman 12 Edison SS 39-10 1/2, 12. Cynthia Ademiluyi 11 LB Poly 39-9 3/4, 13. Melissa Wallace 11 Clovis 39-9 1/4, 14. Brandi Smith 11 Madera 39-7, 15. Stacy Davidson 12 Reedley 39-3 3/4, 16. Dana Lawson 11 Clayton Valley 38-1, 17. Marissa Wilson 10 Montgomery 37-8 1/2, 18. Nicole Sanders 11 Orange Glen 37-7, 19. Karol-Lyn Sanderson 11 Granad Hills 37-5 1/2, 20. Candace Webb 12 Bishop O'Dowd 37-4, 21. Cami Nilmeier 12 Burlingame 37-0 1/2, 22. Rachel Rosemeyer 9 Campolindo 36-11, 23. Lupe Brambila 11 Monroe 36-4 3/4, 24. Sandre Sahourieh 12 Westmoor 36-0, 25. Mary Alessi 10 Helix 35-7 1/4, 26. Elizabeth Tuputala 12 Castlemont 31-9 1/4, Marisela Rooney 12 Woodland did not compete.

▲ Discus

Trials.

Sophomore Chaniqua Ross (Laguna Creek, Elk Grove), Sac-Joaquin Section 159-10, won at 155-0. Senior Darlene Tulua (Carmel), the Central Coast Section champion at 165-10, placed second at 154-3. Senior Mandy Buckley (Bakersfield), Central Section 149-4, best 150-5, was third at 148-9. Sophomore Cecilia Barnes-Mileham (Clovis West), Central Section 154-11, was fourth at 145-11. Senior Cheree Hicks (Littlerock), fourth



Chaniqua Ross
Discus

Photo by Bill Cockerham

in the Southern Section at 135-3, best 142-4, was fifth at 145-6. Freshman April Burton (Bakersfield), Central Section 153-2, was sixth at 143-2. Sophomore Amy Thiel (Fremont Christian), third in the Central Coast Section at 123-2, best 135-0, was seventh at 141-2. Senior Marie Philman (Edison), second in the Southern Section at 144-0, was eighth at 140-5. Senior Christina Magana (Fallbrook), San Diego Section 132-11, best 142-4, was ninth at 138-1. **Final.**

Ross won at 158-4. Ross' series: 136-4, 147-10, 158-4, 156-0, 143-11, 152-6. Burton placed second at 154-8. Tulua was third at 153-11.

- | | |
|----------------------------------|--------|
| 1. Chaniqua Ross 10 Laguna Creek | 158-4 |
| 2. April Burton 9 Bakersfield | 154-8 |
| 3. Darlene Tulua 12 Carmel | 153-11 |
| 4. C.Barnes-Mileham 10 CloW | 146-4 |
| 5. Marie Philman 12 Edison SS | 142-9 |
| 6. Christina Magana 12 Fallbk | 140-10 |
| 7. Amy Thiel 10 Fremont Christ | 139-2 |
| 8. Mandy Buckley 12 Bldkd | 138-8 |
| 9. Cheree Hicks 12 Littlerock | 136-9 |

Preliminaries 1. Chaniqua Ross 10 Laguna Creek q155-0, 2. Darlene Tulua 12 Carmel q154-3, 3. Mandy Buckley 12 Bakersfield q148-9, 4. Cecilia Barnes-Mileham 10 Clovis West q145-11, 5. Cheree Hicks 12 Littlerock q145-6, 6. April Burton 9 Bakersfield q143-2, 7. Amy Thiel 10 Fremont Christian q141-2, 8. Marie Philman 12 Edison SS q140-5, 9. Christina Magana 12 Fallbrook q138-1. **Non-qualifiers** 10. Kristin Bryden 11 Anderson 137-8, 11. Stephanie Brown 10 Arroyo Grande 137-4, 12. Mary Kallihwa 12 Loretto 135-11, 13. Carrie Axton 11 Los Amigos 126-3, 14. Katrina Crouch 11 El Capitan 124-8, 15. Sonya Bryant 12 Marina 122-5, 16. Allison Thompson 12 Orange Glen 120-5, 17. Elizabeth Ross 12 California NC 117-8, 18. Jackie Hotchkiss 12 Overfelt 116-7, 19. Jessie Hardcastle 11 East Union 114-0, 20. Marissa Wilson 10 Montgomery 112-5, 21.

Melissa Reis 10 James Logan 102-8, Ivory Sagucio 10 Eagle Rock no mark, Vavatau Pohauhau 12 Balboa no mark, Sabrina Duey 12 Fortuna no mark, Talanoa Fatatehi 11 Fremont did not compete.

▲ Team Scoring

Wilson (Long Beach), Southern Section, won with 43 points. It was the school's first-ever State track and field championship

"We're just happy we can keep the championship in 'Speed City' (Long Beach), where it belongs," said Terry Kennedy, the Bruins' head coach for the past three seasons to Frank Burlison of the *Long Beach Press-Telegram*.

"The 400 changed the momentum our way," said Wilson coach Terry Kennedy to the *Examiner*. "Logan began with the momentum, and it was going strong for them."

16 Kinshasa Davis, 400, 1st; 200, 3rd

8 Joni Smith, 400, 2nd

1 Borders, 200, 6th

8 400 Relay, 2nd

10 1600 Relay, 1st

James Logan (Union City), North Coast Section, placed second with 42 points. Last year, Logan finished second to Long Beach Poly by two points 52-50.

"Coming into the day (Saturday) I thought we were in trouble," Logan coach Lee Webb said to Steve Sanchez of *The Argus*. "But then 'bang' we have 28 points, and I'm thinking we have a chance."

14 Carla Estes, 400, 3rd; LJ, 2nd

10 Jemae Wright, LJ, 1st

10 400 Relay, 1st

8 1600 Relay, 2nd

"Someone said we are the Bufalo Bills of track," Logan coach Lee Webb said to Steve Sanchez of *The Argus*. "It's just amazing to think of all the little things that could have made the difference."

St. Bernard (Playa del Rey), Southern Section, was third with 28 points. North (Riverside), Southern Section, was fourth with 22 points. Long Beach Poly, Southern Section, was fifth with 20 points.

- | | |
|-------------------------|----|
| 1. Long Beach Wilson SS | 43 |
| 2. James Logan NC | 42 |
| 3. St. Bernard SS | 28 |
| 4. North Riverside SS | 22 |
| 5. Long Beach Poly SS | 20 |
| 6. Laguna Creek SJ | 18 |
| Morningside SS | 18 |
| 8. Del Mar CC | 14 |
| 9. Carondelet NC | 13 |
| 10. Santa Rosa NC | 12 |
| St. Francis CC | 12 |

12. Valley SJ 11, 13. Arroyo Grande SS 10, Chaminade SS 10, Esperanza SS 10, Peninsula SS 10, Placer SJ 10, St. Lucy's SS 10, Thousand Oaks SS 10, 20. Bakersfield CE 8, Carmel CC 8, Chino SS 8, Edison SS 8, Hoover SS 8, Immanuel CE 8, Mission Viejo SS 8, Quartz Hill SS 8, 28. Anderson NO 6, Cerritos SS 6, El Camino SD 6, Folsom SJ 6, Foothill NO 6, Kingsburg CE 6, Laguna Hills SS 6, Louisville SS 6, 36. Amador Valley NC 4, Balboa SF 4, Bishop O'Dowd NC 4, Clovis West CE 4, Marina SS 4, Monte Vista SD 4, Redondo SS 4, Yucaipa SS 4, 44. El Cerrito NC 3, Hamilton LA 3, 46. Ayala SS 2, Cajon SS 2, Crescenta Valley SS 2, McClatchy SJ 2, Poway SD 2, San Pasqual SD 2, 52. Clayton Valley NC 1, Fallbrook SD 1, Ganesha SS 1, Golden West CE 1, Modesto SJ 1, Muir SS 1, Ponderosa SJ 1, Rancho Buena Vista SD 1, St. Mary's SJ 1, Taft LA 1, Littlerock SS 1



CTRN ON-LINE...

<http://www.runningnetwork/CTRN>

96 Finalists

400 METER RELAY, GIRLS

EVENT # 1

Records - NATIONAL : 45.11 HAWTHORNE, CA 1985
STATE MEET : 45.13 BERKELEY 1981

NAME	GR	AFFILIATION	PREV. MARK	POSITION	PLACE	MARK
VALLEJO		Vallejo	SJ 47.54	1	_____	_____
DORSEY		Dorsey	LA 47.20	2	_____	_____
VALLEY		Valley	SJ 46.95	3	_____	_____
JAMES LOGAN		James Logan	NC 45.78	4	_____	_____
WILSON (LB)		Wilson (Long Beach)	SS 45.61	5	_____	_____
ST. BERNARD		St Bernard	SS 45.75	6	_____	_____
MORNINGSIDE		Morningside	SS 45.83	7	_____	_____
POLY (LB)		Long Beach Poly	SS 47.04	8	_____	_____
EL CERRITO		El Cerrito	NC 47.25	9	_____	_____

400 METER RELAY, BOYS

EVENT # 2

Records - NATIONAL : 39.9 AUSTIN JASPER HS, TEXAS 1991
STATE MEET : 40.24 HAWTHORNE 1989

NAME	GR	AFFILIATION	PREV. MARK	POSITION	PLACE	MARK
PITTSBURG		Pittsburg	NC 41.72	1	_____	_____
De La SALLE		De La Salle	NC 41.50	2	_____	_____
DORSEY		Dorsey	LA 41.39	3	_____	_____
POLY (LB)		Long Beach Poly	SS 41.12	4	_____	_____
SERRA		Serra	SS 40.53	5	_____	_____
MUIR		Muir	SS 40.88	6	_____	_____
EDISON		Edison	CE 41.15	7	_____	_____
UNIVERSITY CITY		University City	SD 41.40	8	_____	_____
JORDAN		Jordan (Long Beach)	SS 41.59	9	_____	_____

1600 METERS, GIRLS

EVENT # 3

Records - NATIONAL : 4:39.4 LAURA MATSON, Bloomfield, MI (Andover) 1985
STATE MEET : 4:39.92 POLLY PLUMMER, Irvine (University) 1982

NAME	GR	AFFILIATION	PREV. MARK	POSITION	PLACE	MARK
STEPHANIE McCARTY	12	Madera	CE 5:05.60	1	_____	_____
JENNIFER BURRIS	10	Ayala	SS 5:03.07	2	_____	_____
CLAIRE TILLOTSON	11	Redondo	SS 5:02.31	3	_____	_____
SHALUINN FULLOVE	12	Louisville	SS 5:00.15	4	_____	_____
ANNIE EBINER	12	St Lucy's	SS 4:58.04	5	_____	_____
KRISTEN GORDON	11	Carondelet	NC 4:58.85	6	_____	_____
JENNIFER AKANA	10	Lowell	SF 5:00.75	7	_____	_____
KELLY HOWISEY	11	Clayton Valley	NC 5:02.70	8	_____	_____
TRACY COHN	11	Stockdale	CE 5:05.30	9	_____	_____

1600 METERS, BOYS

EVENT # 4

Records - NATIONAL : 3:58.30 JIM RYUN, Wichita, Ka East 1965
STATE MEET : 4:05.4 MARK SCHILLING, Garden Grove 1972

NAME	GR	AFFILIATION	PREV. MARK	POSITION	PLACE	MARK
CHAD SCHMIDT	12	North Bakersfield	CE 4:16.08	1	_____	_____
MIKE WOICIECHOWSKI	12	Clayton Valley	NC 4:15.61	2	_____	_____
MICHAEL STEMBER	12	Jesuit	SJ 4:15.00	3	_____	_____
DANIEL SIKIRIC	12	Leland	CC 4:13.71	4	_____	_____
ROBERT FRICHEL	12	Hemet	SS 4:12.58	5	_____	_____
MICHEIL JONES	12	Livermore	NC 4:13.34	6	_____	_____
JON STEVENS	10	Mission San Jose	NC 4:14.69	7	_____	_____
LARRY HENDERSON	12	Mira Mesa	SD 4:15.33	8	_____	_____
ENRIQUE TORRES	12	Silver Creek	CC 4:15.72	9	_____	_____

100 METER HURDLES, GIRLS

EVENT # 5

Records - NATIONAL : 13.33

DAWN BOWLES, Plainfield, NJ

(Neptune) 1988

STATE MEET : 13.34

JANEENE VICKERS, Pomona

1987

NAME	GR	AFFILIATION	PREV. MARK	POSITION	PLACE	MARK
KATIE SCHUCKLE	11	Santa Rosa	NC 14.85	1	_____	_____
LISA O'REILLY	11	St Mary's	SJ 14.64	2	_____	_____
RORY KELLY	12	Morningside	SS 14.56	3	_____	_____
MICHELLE PERRY	11	Quartz Hill	SS 14.50	4	_____	_____
NICOLE HOXIE	11	North (Riverside)	SS 13.91	5	_____	_____
ASHLEY BETHEL	10	Mission Viejo	SS 14.45	6	_____	_____
AYANA GRANT	12	Bishop O'Dowd	NC 14.55	7	_____	_____
KHAMEEL FLEMING	11	Dorsey	LA 14.59	8	_____	_____
ANGIE POLK	11	Cerritos	SS 14.67	9	_____	_____

110 METER HURDLES, BOYS

EVENT # 6

Records - NATIONAL : 12.9

RENALDO NEHEMIAH, Fanwood, NJ

(Scotch Plains) 1977

STATE MEET : 13.41

STEVE KERHO, Mission Viejo

1982

NAME	GR	AFFILIATION	PREV. MARK	POSITION	PLACE	MARK
PAT SWANSON	12	Esperanza	SS 14.40	1	_____	_____
MARK ROMAN	12	Central	CE 14.21	2	_____	_____
KENYON RAMBO	11	Long Beach Poly	SS 14.12	3	_____	_____
DOMINIQUE DEGRAMMONT	11	Tustin	SS 13.95	4	_____	_____
JOE NAIVALU	12	Fremont	CC 13.81	5	_____	_____
MAKIO HAYWOOD	12	Muir	SS 13.83	6	_____	_____
SHARIF PAXTON	11	Crenshaw	LA 13.86	7	_____	_____
REGGIE DePASS	11	Montgomery	SD 14.18	8	_____	_____
WILBERT MOORE	12	Paramount	SS 14.27	9	_____	_____

400 METERS, GIRLS

EVENT # 7

Records - NATIONAL : 52.39

DENEAN HOWARD, Granada Hills

(Kennedy) 1992

STATE MEET : 52.39

DENEAN HOWARD, Granada Hills

(Kennedy) 1992

NAME	GR	AFFILIATION	PREV. MARK	POSITION	PLACE	MARK
NIKELOLA BALOGUN	11	Westchester	LA 56.06	1	_____	_____
LACRETIA MCKINNEY	10	Hanford	CE 55.94	2	_____	_____
REGINE CARUTHERS	11	St Bernard	SS 55.23	3	_____	_____
JULIA GRAY	10	North (Riverside)	SS 54.65	4	_____	_____
CARLA ESTES	11	James Logan	NC 54.28	5	_____	_____
JONI SMITH	9	Wilson (Long Beach)	SS 54.45	6	_____	_____
KINSHASA DAVIS	11	Wilson (Long Beach)	SS 54.66	7	_____	_____
CRYSTAL MILES-THREAT	12	Amador Valley	NC 55.67	8	_____	_____
SANEIK SAAVEDRA	11	El Cerrito	NC 55.95	9	_____	_____

400 METERS, BOYS

EVENT # 8

Records - NATIONAL : 45.25

CALVIN HARRISON, N. Salinas

1993

STATE MEET : 45.25

CALVIN HARRISON, N. Salinas

1993

NAME	GR	AFFILIATION	PREV. MARK	POSITION	PLACE	MARK
TIM BROWN	11	McClymonds	OK 48.13	1	_____	_____
TONY BERRIAN	11	Atwater	SJ 47.69	2	_____	_____
HOWARD MOORE	12	De La Salle	NC 47.58	3	_____	_____
JUCORIE TRYON	11	Muir	SS 47.36	4	_____	_____
OBEA MOORE	11	Muir	SS 46.84	5	_____	_____
LYDELL BURSTON	12	Morse	SD 47.32	6	_____	_____
RAY CARTER	12	Morse	SD 47.56	7	_____	_____
GUILLERMO MACIAS	12	Bishop Amat	SS 47.67	8	_____	_____
EDDIE LEVINE	11	Golden Valley	SJ 47.70	9	_____	_____

100 METERS, GIRLS

EVENT # 9

Records - NATIONAL : 11.14
STATE MEET : 11.14

MARION JONES, Thousand Oaks 1992
MARION JONES, Thousand Oaks 1992

NAME	GR	AFFILIATION	PREV. MARK	POSITION	PLACE	MARK
EBONI GRAYSON	10	Taft	LA 12.23	1	_____	_____
SUNNY BUTLER	11	Morningside	SS 12.12	2	_____	_____
AKIBA MCKINNEY	11	Monte Vista	SD 12.07	3	_____	_____
MALIKA EDMONSON	11	St Bernard	SS 11.92	4	_____	_____
MIESHA WITHERS	10	Morningside	SS 11.72	5	_____	_____
DAMESHA CRAIG	11	St Francis	CC 11.78	6	_____	_____
ZHAUNTEL HOLMAN	11	Valley	SJ 11.97	7	_____	_____
LaTROYA MUCKER	12	Hamilton	LA 12.11	8	_____	_____
NATASHA NEAL	10	James Logan	NC 12.19	9	_____	_____

100 METERS, BOYS

EVENT # 10

Records - NATIONAL : 9.9
STATE MEET : 10.30

HENRY NEAL, Greenville, TX 1990
RILEY WASHINGTON, Southwest 1992

NAME	GR	AFFILIATION	PREV. MARK	POSITION	PLACE	MARK
MIGUEL FLETCHER	10	Alemanay	SS 10.76	1	_____	_____
PHILLIP PIPERSBURG	12	Santa Barbara	SS 10.72	2	_____	_____
LEON CALLEN	12	De La Salle	NC 10.62	3	_____	_____
TIERRE SAMS	11	Edison	CE 10.56	4	_____	_____
JIM MCGEE		Sacramento	SJ 10.45	5	_____	_____
GERALD WILLIAMS	12	Lynwood	SS 10.54	6	_____	_____
VINCE WILLIAMS	12	University City	SD 10.57	7	_____	_____
DAUNTE BURKS	12	JF Kennedy	SJ 10.67	8	_____	_____
E.J. JACKSON	12	Beyer	SJ 10.75	9	_____	_____

800 METERS, GIRLS

EVENT # 11

Records - NATIONAL : 2:04.5
STATE MEET : 2:04.91

JOETTA CLARK, Maplewood, NJ (Columbia) 1980
TRENA HULL, Compton 1984

NAME	GR	AFFILIATION	PREV. MARK	POSITION	PLACE	MARK
TARA GREGORY	10	Crescenta Valley	SS 2:15.56	1	_____	_____
KERRI BOCK-WILLMES	11	Carondelet	NC 2:14.36	2	_____	_____
SHARON RHETTA	12	Long Beach Poly	SS 2:13.81	3	_____	_____
KELLY PIATANESI	10	Carondelet	NC 2:13.23	4	_____	_____
LINDSAY HYATT	9	Placer	SJ 2:12.67	5	_____	_____
AMANDA BOICE	12	Folsom	SJ 2:13.18	6	_____	_____
KATIE CRABB	12	Pleasant Valley	NO 2:13.35	7	_____	_____
BETTY BUTLER	12	Dorsey	LA 2:13.85	8	_____	_____
JENNIFER BRIDGEMAN	11	James Logan	NC 2:14.96	9	_____	_____

800 METERS, BOYS

EVENT # 12

Records - NATIONAL : 1:47.31
STATE MEET : 1:47.31

PETE RICHARDSON, Berkeley 1981
PETE RICHARDSON, Berkeley 1981

NAME	GR	AFFILIATION	PREV. MARK	POSITION	PLACE	MARK
MARK HASSELL	11	Barstow	SS 1:54.29	1	_____	_____
RICH TOWNSEND	12	Eureka	NC 1:54.25	2	_____	_____
TOM NEWMAN	12	Los Gatos	CC 1:54.17	3	_____	_____
JAMES LEVINE	11	Golden Valley	SJ 1:53.52	4	_____	_____
MICHAEL GRANVILLE	12	Bell Gardens	SS 1:46.41	5	_____	_____
JESS STRUTZEL	12	Huntington Beach	SS 1:53.20	6	_____	_____
AJANI BROWN	12	Crawford	SD 1:54.10	7	_____	_____
ALEX RODRIGUEZ	12	Tennyson	NC 1:54.18	8	_____	_____
RYAN CARROLL	11	Merced	SJ 1:54.27	9	_____	_____

300 METER HURDLES, GIRLS

Records - NATIONAL : 40.18
STATE MEET : 40.26

EVENT # 13
LESLIE MAXIE, Millrae, CA (Mills) 1984
JANEENE VICKERS, Pomona 1987

NAME	GR	AFFILIATION	PREV. MARK	POSITION	PLACE	MARK
STACY HERBERT	12	Buena	SS 44.34	1	_____	_____
MICHELLE STEINGART	11	St Francis	CC 44.05	2	_____	_____
NICOLE HOXIE	11	North (Riverside)	SS 43.97	3	_____	_____
LISA O'REILLY	11	St Mary's	SJ 43.70	4	_____	_____
FRANCIS SANTIN	10	Taft	LA 43.24	5	_____	_____
TISHA PONDER	12	Del Mar	CC 43.64	6	_____	_____
NICOLE THOMAS	12	Morningside	SS 43.81	7	_____	_____
MICHELLE PERRY	11	Quartz Hill	SS 44.01	8	_____	_____
KATIE SCHUCKLE	11	Santa Rosa	NC 44.07	9	_____	_____

300 METER HURDLES, BOYS

Records - NATIONAL : 35.32
STATE MEET : 35.50

EVENT # 14
GEORGE PORTER, Lompoc, CA (Cabrillo) 1985
GEORGE PORTER, Lompoc, CA (Cabrillo) 1985

NAME	GR	AFFILIATION	PREV. MARK	POSITION	PLACE	MARK
CHRIS BARNDSDALE	12	Washington	NC 38.48	1	_____	_____
REGGIE DePASS	11	Montgomery	SD 38.28	2	_____	_____
WILBERT MOORE	12	Paramount	SS 38.00	3	_____	_____
KENYON RAMBO	11	Long Beach Poly	SS 37.45	4	_____	_____
JOE NAIVALU	12	Fremont	CC 36.98	5	_____	_____
MAKIO HAYWOOD	12	Muir	SS 37.19	6	_____	_____
DOMINIQUE DEGRAMMONT	11	Tustin	SS 37.80	7	_____	_____
MATT BLASDEL	12	Santa Margarita	SS 38.25	8	_____	_____
JAKE KURITZ	12	Torrey Pines	SD 38.43	9	_____	_____

200 METERS, GIRLS

Records - NATIONAL : 22.67
STATE MEET : 22.71

EVENT # 15
MARION JONES, Thousand Oaks 1992
MARION JONES, Thousand Oaks 1992

NAME	GR	AFFILIATION	PREV. MARK	POSITION	PLACE	MARK
BO ALADE	10	Foothill	CE 24.90	1	_____	_____
CASEY LOVELAND	10	Granite Hills	SD 24.72	2	_____	_____
LaTROYA MUCKER	12	Hamilton	LA 24.27	3	_____	_____
MALIKA EDMONSON	11	St Bernard	SS 23.91	4	_____	_____
KINSHASA DAVIS	11	Wilson (Long Beach)	SS 23.60	5	_____	_____
ANGELA WILLIAMS	10	Chino	SS 23.87	6	_____	_____
DAMESHA CRAIG	11	St Francis	CC 24.05	7	_____	_____
LATRICE BORDERS	9	Wilson (Long Beach)	SS 24.68	8	_____	_____
ZHAUNTEL HOLMAN	11	Valley	SJ 24.74	9	_____	_____

200 METERS, BOYS

Records - NATIONAL : 20.0
STATE MEET : 20.77

EVENT # 16
ROY MARTIN, Dallas, TX (Roosevelt) 1985
HENRY THOMAS, Hawthorne 1984

NAME	GR	AFFILIATION	PREV. MARK	POSITION	PLACE	MARK
DAMON HAMM	12	Milpitas	CC 21.73	1	_____	_____
PHILLIP PIPERSBURG	12	Santa Barbara	SS 21.59	2	_____	_____
MIGUEL FLETCHER	10	Aleman	SS 21.52	3	_____	_____
KEVIN GRISWOLD	12	Garden Grove	SS 21.39	4	_____	_____
OBEA MOORE	11	Muir	SS 20.92	5	_____	_____
VINCE WILLIAMS	12	University City	SD 21.20	6	_____	_____
GERALD WILLIAMS	12	Lynwood	SS 21.51	7	_____	_____
FELTON CHARLES	12	McClymonds	OK 21.56	8	_____	_____
LEON CALLEN	12	De La Salle	NC 21.64	9	_____	_____

3200 METERS, GIRLS

Records - NATIONAL : 10:03.7
STATE MEET : 10:08.14

NAME	GR	AFFILIATION
ANNE GUNNISON	11	McClatchy
TRINA COX	9	Santa Rosa
HEATHER GARRTISON	10	Buena Park
ALLISON MARQUARD	9	University
KIM MORTENSON	12	Thousand Oaks
JULIA STAMPS	11	Santa Rosa
KIM WELSH	10	Yucaipa
DANIELLE DAY	11	Quartz Hill
KRISTEN KOPPES	12	Foothill
TINA BOWEN	12	San Ramon
HEATHER WALLACE	12	Clayton Valley
MARISSA HURWITZ	12	Bishops
JAYMIE HARPER	11	Santana
EMILY ALLISON	12	Leland
NICOLE PORTLEY	10	Aragon
TRACY COHN	11	Stockdale
JEN SCHINDLER	1	Ponderosa
SHANA DRISCOLL	12	St Ignatius
LORI GIACINTI	11	University
ANGELA RUIZ	11	Reedley
EMILY LAWSON	11	Clovis
OASH LUCERO	12	Lowell
YVONNE LIEBIG	10	JF Kennedy
MELLISSA PERALTA	10	South Gate
GENEVIEVE CRUISE	10	Pacific Palisades
BRANDI PAGE	12	Granada Hills
STEPHANIE GARCIA	10	Skyline

ERIN KEOGH, Langley, VA
CORY SCHUBERT, San Jose

EVENT # 17
(McLean) 1987
(Del Mar) 1983

PREV. MARK	POSITION	PLACE	MARK
SJ 11:02.31	1	_____	_____
NC 10:52.1	2	_____	_____
SS 10:44.00	3	_____	_____
SS 10:40.03	4	_____	_____
SS 9:48.59	5	_____	_____
NC 10:13.7	6	_____	_____
SS 10:42.68	7	_____	_____
SS 10:45.20	8	_____	_____
NO 10:53.78	9	_____	_____
NC 11:03.3	10	_____	_____
NC 11:03.8	11	_____	_____
SD 11:05.12	12	_____	_____
SD 11:05.31	13	_____	_____
CC 11:07.53	14	_____	_____
CC 11:10.50	15	_____	_____
CE 11:11.74	16	_____	_____
SJ 11:12.07	17	_____	_____
CC 11:12.28	18	_____	_____
SD 11:13.21	19	_____	_____
CE 11:18.06	20	_____	_____
CE 11:18.27	21	_____	_____
SF 11:22.50	22	_____	_____
SJ 11:29.59	23	_____	_____
LA 11:44.39	24	_____	_____
LA 11:49.01	25	_____	_____
LA 12:02.80	26	_____	_____
OK 13:38.58	27	_____	_____

3200 METERS, BOYS

Records - NATIONAL : 8:41.5
STATE MEET : 8:44.9

NAME	GR	AFFILIATION
MICHEL JONES	12	Livermore
ISAIAH FESTA	10	Morro Bay
BRAD HANSEN	11	St Ignatius
DAVID LOPEZ	11	Hoover
WILL BERNALDO	12	Nordhoff
JUAN CHAVIRA	10	Hanford
MICHAEL KASAHUN	11	Fresno
SEAN CLENDANIEL	12	Yucaipa
ERIK LANDRIZ	12	Santa Barbara
STEVE HACKWORTH	12	Nevada Union
PAUL WELLMAN	12	St Ignatius
JIM-RYAN NELSON	12	Napa
DAVE RODRIQUE	11	Mission San Jose
BRIAN PRUYN	12	Vintage
RANDY MAESTRETTI	12	De La Salle
RICARDO DOMINGUEZ	12	Overfelt
LARRY HENDERSON	12	Mira Mesa
DAVID McQUITTY	12	Grossmont
AARON GILLEN	12	Yreka

STEVE PREFONTAINE, CoosBayOR
ERIC HULST, Laguna Beach

EVENT # 18
(Marshfield), 1969
1976

PREV. MARK	POSITION	PLACE	MARK
NC 9:22.14	1	_____	_____
SS 9:18.29	2	_____	_____
CC 9:17.22	3	_____	_____
SS 9:15.75	4	_____	_____
SS 9:14.22	5	_____	_____
CE 9:15.40	6	_____	_____
CE 9:15.87	7	_____	_____
SS 9:17.48	8	_____	_____
SS 9:21.62	9	_____	_____
SJ 9:22.88	10	_____	_____
CC 9:23.25	11	_____	_____
SJ 9:24.06	12	_____	_____
NC 9:24.13	13	_____	_____
SJ 9:24.18	14	_____	_____
NC 9:26.20	15	_____	_____
CC 9:26.55	16	_____	_____
SD 9:26.62	17	_____	_____
SD 9:27.60	18	_____	_____
NO 9:27.75	19	_____	_____

3200 METERS, BOYS (Continued)

EDUARDO SANCHEZ	12	Garfield	LA 9:28.05	20	_____	_____
ENRIQUE HENRIQUEZ	11	San Leandro	NC 9:31.15	21	_____	_____
GALEN REID	12	Ramona	SD 9:31.61	22	_____	_____
JOSE PEREZCHICA	10	Mc Farland	CE 9:37.04	23	_____	_____
ALI BENMOHAMED	11	Monroe	LA 9:43.48	24	_____	_____
JOSE MARINO	11	Crenshaw	LA 9:45.42	25	_____	_____
BOLOTA ASMEROM	12	McAteer	SF 10:11.17	26	_____	_____
DANIEL GOHLKE	12	Skyline	OK 10:22.53	27	_____	_____

1600 METER RELAY, GIRLS

					EVENT # 19	
Records - NATIONAL : 3:37.69			PASADENA, CA		(Muir) 1985	
STATE MEET : 3:37.71			GRANADA HILLS		(Kennedy) 1981	
NAME	GR	AFFILIATION	PREV. MARK	POSITION	PLACE	MARK
EL CERRITO		El Cerrito	NC 3:53.92	1	_____	_____
JAMES LOGAN		James Logan	NC 3:50.01	2	_____	_____
MUIR		Muir	SS 3:47.67	3	_____	_____
POLY (LB)		Long Beach Poly	SS 3:46.50	4	_____	_____
ST. BERNARD		St Bernard	SS 3:44.90	5	_____	_____
WILSON (LB)		Wilson (Long Beach)	SS 3:45.68	6	_____	_____
JW NORTH		North (Riverside)	SS 3:47.60	7	_____	_____
AMADOR VALLEY		Amador Valley	NC 3:48.63	8	_____	_____
LOS GATOS		Los Gatos	CC 3:52.25	9	_____	_____

1600 METER RELAY, BOYS

					EVENT # 20	
Records - NATIONAL : 3:07.40			HAWTHORNE, CA		1985	
STATE MEET : 3:08.94			BERKELEY		1981	
NAME	GR	AFFILIATION	PREV. MARK	POSITION	PLACE	MARK
VILLA PARK		Villa Park	SS 3:18.12	1	_____	_____
DOMINGUEZ		Dominguez	SS 3:16.93	2	_____	_____
CRENSHAW		Crenshaw	LA 3:16.07	3	_____	_____
GOLDEN VALLEY		Golden Valley	SJ 3:15.73	4	_____	_____
MUIR		Muir	SS 3:10.40	5	_____	_____
MORSE		Morse	SD 3:13.75	6	_____	_____
POLY (LB)		Long Beach Poly	SS 3:15.79	7	_____	_____
EDISON		Edison	CE 3:16.23	8	_____	_____
ALEMANY		Alemany	SS 3:17.78	9	_____	_____

HIGH JUMP, BOYS

Records - NATIONAL : 7-05.25
STATE MEET : 7-03.25

DOTHEL EDWARDS, Athens, GA (Cedar Shoals) 1984
LEE BALKIN, Glendale 1979

NAME	GR	AFFILIATION	PREV. MARK	POSITION	PLACE	MARK
MATT HURD	12	Antioch	NC 6-06.0	1	_____	_____
MATT CASTIGLIONE	12	Clovis	CE 6-06.0	2	_____	_____
JEFF POISSON	12	Cardinal Newman	NC 6-06.0	3	_____	_____
RYAN MITCHELL	12	Sweetwater	SD 6-06.0	4	_____	_____
MITCH NABER	12	Arroyo Grande	SS 6-08.0	5	_____	_____
KEVIN WILKINSON	12	Arroyo Grande	SS 6-08.0	6	_____	_____
DeJUAN HAWKINS	12	Newbury Park	SS 6-08.0	7	_____	_____
GABRIEL ZARATE	9	Selma	CE 6-08.0	8	_____	_____
ELLIOT PARKS	11	El Toro	SS 6-08.0	9	_____	_____

POLE VAULT, BOYS

EVENT # 22

Records - NATIONAL : 17-09.5
STATE MEET : 17-00.5

JOE DIAL, Marlow, OKLA 1981
ANTHONY CURRAN, (Crespi) 1978

NAME	GR	AFFILIATION	PREV. MARK	POSITION	PLACE	MARK
MARK UNZUETA	10	Lemoore	CE 15-00.0	1	_____	_____
DAN ORTIZ	12	La Puente	SS 15-00.0	2	_____	_____
WILLIE DREITCHMAN	11	Ponderosa	SJ 15-00.0	3	_____	_____
NGUYEN VONG	12	Silver Creek	CC 15-00.0	4	_____	_____
ALFREDO LLAMAS	12	South Gate	LA 15-04.0	5	_____	_____
CHAD SALSURY	11	Stockdale	CE 15-04.0	6	_____	_____
NATE FOX	12	Edison	SS 15-04.0	7	_____	_____
STEVE MICHELS	12	Brethren	SS 15-04.0	8	_____	_____
STEVE HARRIS	11	Del Mar	CC 15-04.0	9	_____	_____

LONG JUMP, BOYS

EVENT # 23

Records - NATIONAL : 26-04.75
STATE MEET : 26-04.75

JAMES STALLWORTH, Tulare, CA 1989
JAMES STALLWORTH, Tulare 1989

NAME	GR	AFFILIATION	PREV. MARK	POSITION	PLACE	MARK
LAWRENCE OWUSU	12	El Camino	SD 22-06.5	1	_____	_____
HOWARD MOORE	12	De La Salle	NC 22-07.0	2	_____	_____
B.B. MALONE	10	Redwood	CE 22-07.5	3	_____	_____
PETER SLATER	12	Pleasant Valley	NO 22-09.75	4	_____	_____
ANTHONY SANFORD	12	Lincoln	SD 23-00.5	5	_____	_____
MIKE NEALY	11	Yerba Buena	CC 23-01.75	6	_____	_____
PATRICE McCALL	11	Carson	LA 23-02.25	7	_____	_____
GERALD WILLIAMS	12	Lynwood	SS 23-06.75	8	_____	_____
JIM McGEE		Sacramento	SJ 23-07.25	9	_____	_____

TRIPLE JUMP, BOYS

EVENT # 24

Records - NATIONAL : 52-10.5
STATE MEET : 52-04.75

CHARLES MAYFIELD, PasadenaCA (Muir) 1980
KEN FRAZIER (Mission, SF) 1981

NAME	GR	AFFILIATION	PREV. MARK	POSITION	PLACE	MARK
ANTHONY SANFORD	12	Lincoln	SD 45-09.5	1	_____	_____
TYRIFF RUDDER	11	Mt Miguel	SD 45-10.75	2	_____	_____
RYAN PEARCE	12	Bakersfield	CE 45-11.0	3	_____	_____
SCOTT TOLWONE	12	St Mary's	SJ 46-06.25	4	_____	_____
JOE AUGUSTINE	11	Yuba City	SJ 46-08.75	5	_____	_____
JUSTIN COX	12	Rancho Buena Vista	SD 47-00.5	6	_____	_____
PETER SLATER	12	Pleasant Valley	NO 47-05.0	7	_____	_____
GERALD WILLIAMS	12	Lynwood	SS 48-06.0	8	_____	_____
TYE ANDERSON	12	Long Beach Poly	SS 48-06.5	9	_____	_____

SHOT PUT, BOYS

Records - NATIONAL : 77-00.0
STATE MEET : 74-04.75

MICHAEL CARTER, Dallas, TX
BRENT NOON (Fallbrook)

EVENT # 25
(Jefferson) 1979
1990

#	NAME	GR	AFFILIATION	PREV. MARK	POSITION	PLACE	MARK
	BRODIE REIDRICH	11	Edison	SS 55-06.5	1	_____	_____
	MIKE LOPEZ	12	Arroyo	SS 56-03.0	2	_____	_____
	JOHN BADOVINAC	11	Jesuit	SJ 57-00.75	3	_____	_____
	WILLIE HOWARD	12	Los Altos	CC 57-03.75	4	_____	_____
	BRIAN CHASE	11	Cardinal Newman	NC 58-02.25	5	_____	_____
	J.D. MARTIN	12	Madera	CE 58-03.0	6	_____	_____
	TONY SOTELO	12	Ramona	SD 58-11.0	7	_____	_____
	VAN MOUNTS	10	Bakersfield	CE 59-08.75	8	_____	_____
	JASON HAMMOND	12	Fowler	CE 59-08.75	9	_____	_____

DISCUS, BOYS

Records - NATIONAL : 224-03.0
STATE MEET : 203-04.0

KAMY KESHMIRI, Reno, NV
BRIAN BLUTREICH, (Capo Valley

EVENT # 26
1987
POWELL (Redwood) 85/90

#	NAME	GR	AFFILIATION	PREV. MARK	POSITION	PLACE	MARK
	SAM McMULLEN	12	Calvary Chapel	SS 164-01.0	1	_____	_____
	SEAN JARNE	12	Esperanza	SS 168-08.0	2	_____	_____
	JOHN BADOVINAC	11	Jesuit	SJ 170-01.0	3	_____	_____
	JASON HAMMOND	12	Fowler	CE 171-11.0	4	_____	_____
	J.D. MARTIN	12	Madera	CE 173-03.0	5	_____	_____
	WILLIE HOWARD	12	Los Altos	CC 174-00.0	6	_____	_____
	TONY SOTELO	12	Ramona	SD 175-07.0	7	_____	_____
	JOHN BELLO	12	Rancho Cucamonga	SS 179-04.0	8	_____	_____
	SCOTT MOSER	11	Huntington Beach	SS 179-09.0	9	_____	_____

HIGH JUMP, GIRLS

Records - NATIONAL : 6-03.0
STATE MEET : 6-02.0

AMY ACUFF, Corpus Cristi, Tx
LATRESE JOHNSON, Clovis

EVENT # 27
(Calallen) 1992
1985

#	NAME	GR	AFFILIATION	PREV. MARK	POSITION	PLACE	MARK
	TAIT HOLDEN	12	Wood (Vacaville)	SJ 5-04.0	1	_____	_____
	JESSICA SALTZMAN	11	Big Valley	NO 5-04.0	2	_____	_____
	CALLIE LEMONT	12	Ceres	SJ 5-04.0	3	_____	_____
	LISA UNDERHILL	11	Rancho Buena Vista	SD 5-06.0	4	_____	_____
	TAYYIBA HANEFF	11	Laguna Hills	SS 5-06.0	5	_____	_____
	LIZ GITTNER	11	Chaminade	SS 5-06.0	6	_____	_____
	TIA HANSON	10	Cajon	SS 5-06.0	7	_____	_____
	SHAVENT WILLIAMS	12	Long Beach Poly	SS 5-06.0	8	_____	_____
	TARA FLAMING	12	Immanuel	CE 5-08.0	9	_____	_____

POLE VAULT, GIRLS

Records - NATIONAL : 12-06.0
STATE MEET : 12-06.0

MELISSA PRICE, Kingsburg, CA
MELISSA PRICE, Kingsburg

EVENT # 28
1995
1995

#	NAME	GR	AFFILIATION	PREV. MARK	POSITION	PLACE	MARK
	BROOKE LANKARD	10	Golden West	CE 10-03.0	1	_____	_____
	MARYLOU BADILLO	12	Mt Pleasant	CC 10-06.0	2	_____	_____
	KATIE ROREM	10	Marina	SS 10-06.0	3	_____	_____
	BRIDGET PEARSON	9	Hoover	SS 10-06.0	4	_____	_____
	KYLENE NIXON	11	Poway	SD 10-06.0	5	_____	_____
	ALLISON KNODE	10	Kingsburg	CE 10-06.0	6	_____	_____
	SHANNON FLETT	12	Acalanes	NC 10-06.0	7	_____	_____
	ALEXA HARZ	12	Peninsula	SS 10-06.0	8	_____	_____
	DENISE WARNER	12	Ponderosa	SJ 10-06.0	9	_____	_____

LONG JUMP, GIRLS

EVENT # 29

Records - NATIONAL : 22-01.75

KATHY McMILLIAN, Raeford, NC (Hoke County) 1976

STATE MEET : 22-00.5

MARION JONES, Thousand Oaks 1993

NAME	GR	AFFILIATION	PREV. MARK	POSITION	PLACE	MARK
RICHELLE PERKINS	12	Bishops	SD 18-02.75	1	_____	_____
MONIQUE HARRIS	10	Cerritos	SS 18-03.0	2	_____	_____
PIA McALLISTER	11	Clayton Valley	NC 18-04.0	3	_____	_____
KERRY O'BRIC	12	Edison	SS 18-04.25	4	_____	_____
JULIE TINKER	12	Valley	SJ 18-04.75	5	_____	_____
CARLA ESTES	11	James Logan	NC 18-08.25	6	_____	_____
ROSALYN GRANT	12	Ganesha	SS 18-09.25	7	_____	_____
JERNAE WRIGHT	12	James Logan	NC 19-03.5	8	_____	_____
TISHA PONDER	12	Del Mar	CC 19-08.0	9	_____	_____

TRIPLE JUMP, GIRLS

EVENT # 30

Records - NATIONAL : 44-00.5

JULIANA YENDORK, Walnut, CA 1991

STATE MEET : 44-00.5

JULIANA YENDORK, Walnut 1991

NAME	GR	AFFILIATION	PREV. MARK	POSITION	PLACE	MARK
REENA SIHOTA	12	Selma	CE 37-02.0	1	_____	_____
CASEY WHYTE	12	San Pasqual	SD 37-05.0	2	_____	_____
CONNIE SMITH	12	Modesto	SJ 37-07.5	3	_____	_____
KERRY O'BRIC	12	Edison	SS 37-11.25	4	_____	_____
ANDRIA BOOKER	10	El Camino	SD 38-03.5	5	_____	_____
BRANDY PRIETO	12	North Torrance	SS 38-05.75	6	_____	_____
TISHA PONDER	12	Del Mar	CC 38-11.5	7	_____	_____
JULIE TINKER	12	Valley	SJ 38-11.75	8	_____	_____
KELLY O'CONNOR	12	Esperanza	SS 39-04.0	9	_____	_____

SHOT PUT, GIRLS

EVENT # 31

Records - NATIONAL : 53-07.75

NATALIE KAAIAWAHIA, Fullerton CA 1983

STATE MEET : 52-07.5

NATALIE KAAIAWAHIA, Fullerton 1983

NAME	GR	AFFILIATION	PREV. MARK	POSITION	PLACE	MARK
AMANDA TAGALEO'O	12	El Camino	SD 40-01.75	1	_____	_____
VAVATAU POHAHAU	12	Balboa	SF 40-03.5	2	_____	_____
BELL JORDAN	10	Lincoln (Stockton)	SJ 40-10.5	3	_____	_____
KRISTIN BRYDEN	11	Anderson	NO 40-11.0	4	_____	_____
STEPHANIE BROWN	10	Arroyo Grande	SS 41-00.0	5	_____	_____
JENNIFER VAIL	12	Palm Springs	SS 41-01.25	6	_____	_____
CHEREE HICKS	12	Littlerock	SS 41-03.5	7	_____	_____
DARLENE TULUA	12	Carmel	CC 41-11.25	8	_____	_____
CHANIQUA ROSS	10	Laguna Creek	SJ 42-05.5	9	_____	_____

DISCUS, GIRLS

EVENT # 32

Records - NATIONAL : 178-07.0

SUZY POWELL, Modesto, CA (Downey) 1994

STATE MEET : 176-07.0


SUZY POWELL, Modesto (Downey) 1993

NAME	GR	AFFILIATION	PREV. MARK	POSITION	PLACE	MARK
CHRISTINA MAGANA	12	Fallbrook	SD 138-01.0	1	_____	_____
MARIE PHILMAN	12	Edison	SS 140-05.0	2	_____	_____
AMY THIEL	10	Fremont Christian	CC 141-02.0	3	_____	_____
APRIL BURTON	9	Bakersfield	CE 143-02.0	4	_____	_____
CHEREE HICKS	12	Littlerock	SS 145-06.0	5	_____	_____
CECILA BARNES-MILEHM	10	Clovis West	CE 145-11.0	6	_____	_____
MANDY BUCKEY	12	Bakersfield	CE 148-09.0	7	_____	_____
DARLENE TULUA	12	Carmel	CC 154-03.0	8	_____	_____
CHANIQUA ROSS	10	Laguna Creek	SJ 155-00.0	9	_____	_____

In the game



PROGRAM PRINTED BY:



COPIERS & FACSIMILE

BUY • RENT • LEASE

NEW & USED

MOST MAJOR BRANDS

SALES • SERVICE • SUPPLIES

JOHN DOOGAN

(310) 860-5744

(714) 995-5350

HIGH SCHOOL TRACK

STATE MEET

At Cerritos College

Heat Winners Plus Next Six Qualify for Final

BOYS

100 METERS

HEAT ONE (wind +0.7)—1. McGee, Sacramento, 10.45; 2. Sams, Fresno Edison, 10.56; 3. Williams, San Diego University City, 10.57; 4. Pipersburg, Santa Barbara, 10.72. HEAT TWO (-1.5)—1. Jackson, Modesto Beyer, 10.75; 2. Fletcher, Alemany, 10.76. HEAT THREE (+1.2)—1. Williams, Lynwood, 10.54; 2. Callen, Concord De La Salle, 10.62; 3. Burks, Sacramento Kennedy, 10.67.

200 METERS

HEAT ONE (-1.0)—1. Moore, Muir, 20.92; 2. Williams, Lynwood, 21.51; 3. Charles, Oakland McClymonds, 21.56. HEAT TWO (-0.7)—1. Griswald, Garden Grove, 21.39; 2. Fletcher, Alemany, 21.52; 3. Hamm, Milpitas, 21.73. HEAT THREE (-1.3)—1. Williams, San Diego University City, 21.20; 2. Pipersburg, Santa Barbara, 21.59; 3. Callen, Concord De La Salle, 21.64.

400 METERS

HEAT ONE—1. Moore, Muir, 46.84; 2. Carter, San Diego Morse, 47.56. HEAT TWO—1. Burston, San Diego Morse, 47.32; 2. Tryon, Muir, 47.36; 3. Macias, Bishop Amat, 47.67. HEAT THREE—1. Moore, Concord De La Salle, 47.58; 2. E. Levine, Merced Golden Valley, 47.70; 3. Brown, Oakland McClymonds, 48.13.

800 METERS

HEAT ONE—1. Granville, Bell Gardens, 1:46.41 (national high school, national high school federation record and state record, old national mark, 1:46.58, G. Kersh, Pearl, Miss., 1987; old federation and state mark, P. Richardson, Berkeley, 1981); 2. Strutzel, Huntington Beach, 1:53.20; 3. Townsend, Eureka, 1:54.25; 4. Carroll, Merced, 1:54.28. HEAT TWO—1. Brown, San Diego Crawford, 1:54.10; 2. Rodriguez, 1:54.18; 3. Hassell, Barstow, 1:54.29. HEAT THREE—1. J. Levine, Merced Golden Valley, 1:53.52; 2. Newman, Los Gatos, 1:54.17.

1,600 METERS

Top Three in Each Heat Plus

Next Three Fastest Qualify For Final

HEAT ONE—1. Fichtel, Hemet, 4:12.58; 2. Jones, Livermore, 4:13.34; 3. Sikiric, San Jose Leland, 4:13.71; 4. Stevens, Fremont Mission San Jose, 4:14.69; 5. Sanchez, Garfield, 4:15.21; 6. Torres, San Jose Silver Creek, 4:15.08; 7. Schmidt, Bakersfield North, 4:16.08 (Sanchez scratched). HEAT TWO—1. Stember, Sacramento Jesuit, 4:15.00; 2. Henderson, San Wojciechowski, Concord Clayton Valley, 4:15.61.

110-METER HIGH HURDLES

HEAT ONE (wind -0.8)—1. Naivalu, Sunnyvale Fremont, 13.82; 2. Paxton, Crenshaw, 13.86; 3. Swanson, Esperanza, 14.40. HEAT TWO (+1.4)—1. Degrammont, 13.95; 2. Roman, Fresno Central, 14.21; 3. Moore, Paramount, 14.27. HEAT THREE (+1.8)—1. Haywood, 13.83; 2. Rambo, Long Beach Poly, 14.12; 3. DePass, Chula Vista Montgomery, 14.18.

300-METER INTERMEDIATE HURDLES

HEAT ONE—1. Haywood, Muir, 37.19; 2. Blasdel, Santa Margarita, 38.25; 3. Kurtiz, Escondido Torrey Pines, 38.43. HEAT TWO—1. Naivalu, Sunnyvale Fremont, 36.98; 2. Degrammont, Tustin, 37.80; 3. DePass, Chula Vista Montgomery, 38.28. HEAT THREE—1. Rambo, Long Beach Poly, 37.45; 2. Moore, Paramount, 38.00; 3. Barnsdale, Fremont Washington, 38.48.

400-METER RELAY

HEAT ONE—1. Gardena Serra, 40.53; 2. Long Beach Poly, 40.53. HEAT TWO—1. Muir, 40.88; 2. Concord De La Salle, 41.50; 3. Pittsburgh, 41.72. HEAT THREE—1. Fresno Edison, 41.15; 2. Dorsey, 41.39; 3. San Diego University City, 41.40; 4. Long Beach Jordan, 41.59.

1,600-METER RELAY

HEAT ONE—1. Muir, 3:10.40; 2. Crenshaw, 3:16.07; 3. Dominguez, 3:16.93. HEAT TWO—1. San Diego Morse, 3:13.75; 2. Alemany, 3:17.78. HEAT THREE—1. Merced Golden Valley, 3:15.73; 2. Long Beach Poly, 3:15.79; 3. Fresno Edison, 3:16.23; 4. Villa Park, 3:18.12.

HIGH JUMP

Zarate, Selma; Parks, El Toro; Hawkins, Newbury Park; Wilkinson, Arroyo Grande and Naber, Arroyo Grande, all 6-8; Castiglione, Clovis; Mitchell, National City Sweetwater, Poisson, Santa Rosa Cardinal Newman and Hurd, Antioch, all 6-6.

POLE VAULT

Fox, Huntington Beach Edison; Harris, San Jose Del Mar; Michels, Brethren; Salsbury, Bakersfield Stockdale and Llamas, South Gate, all 15-4; Dietchman, Shingee Springs Ponderosa; Unzueta, Lemoore; Rasmussen, Modesto Johansen and Vong, San Jose Silver Creek, all 15-0.

LONG JUMP

McGee, Sacramento, 23-7/4 (wind -0.36); Williams, Lynwood, 23-6 3/4 (-1.61); McCall, Carson, 23-2 1/4 (-1.92); Nealy, San Jose Yerba Buena, 23-1 1/4 (-0.43); Sanford, San Diego Lincoln, 23-0 1/2 (+0.77); Slater, Chico Pleasant Valley, 22-9 3/4 (+1.36); Malone (Visalia Redwood, 22-7 1/2 w (+4.0); Moore, Concord De La Salle, 22-7; Owusu, Oceanside El Camino, 22-9 1/2 (-0.39); Gibbs, Lompoc, 22-9 1/2 (-0.39) (Owusu advances on better second jump, 22-3 to 22-0 1/2).

TRIPLE JUMP

T. Anderson, Long Beach Poly, 48-6 1/2 (-0.5); Williams, Lynwood, 48-6 (0); Slater, Chico Pleasant Valley, 47-0 1/2 (-0.5); Cox, Vista Rancho Buena Vista, 47-0 1/2 (0); Augustine,

Yuba City, 46-8 3/4 (+0.4); Towne, Stockton St. Mary's, 46-6 1/4 (+0.6); Pearce, Bakersfield, 45-11; Rudder, Spring Valley Mt. Miguel, 45-10 3/4 (0); Sanford, San Diego Lincoln, 45-9 1/2.

SHOT PUT

Hammond, Fowler 59-8 3/4; Mounts, Bakersfield, 59-8 3/4; Sotelo, 58-11; Martin, Madera, 58-3; Chase, Santa Rosa Montgomery, 58-2 1/4; Howard Los Altos, 57-3 3/4; Badovinac, Sacramento Jesuit, 57-0 3/4; Lopez, El Monte Arroyo, 56-3; Reidrich, Huntington Beach Edison, 55-6 1/2.

DISCUS

Moser, Huntington Beach, 179-9; Bello, Rancho Cucamonga, 179-4; Sotelo, Ramona, 175-7; Howard, Los Altos, 1:74-0; Martin, Madera, 173-3; Hammond, Fowler, 171-11; Badovinac, Sacramento Jesuit, 170-1; Jarne, Espranza, 168-8; McMullen, Santa Ana Calvary Chapel, 164-1.

GIRLS

100 METERS

HEAT ONE (wind -0.4 m.p.s.)—1. Holman, Sacramento Valley, 11.97; 2. Mucker, Hamilton, 12.11; 3. J. Butler, Morningside, 12.12; 4. Neal, Union City Logan, 12.19. HEAT TWO (-0.4)—1. Edmonson, Playa del Rey St. Bernard, 11:92; 2. McKinney, Spring Valley Monte Vista, 12.07. HEAT THREE (+1.9)—1. Withers, Muir, 11.72; 2. Craig, Mountain View St. Francis, 11.78; 3. Grayson, Woodland Hills Taft, 12.23.

200 METERS

HEAT ONE (-0.4)—1. Williams, Chino, 23.87; 2. Mucker, Hamilton, 24.27; 3. Borders, Long Beach Wilson, 24.68. HEAT TWO (-0.5)—1. Edmonson, Playa del Rey St. Bernard, 23.91; 2. Holman, Sacramento Valley, 24.74. HEAT THREE (-0.9)—1. Davis, Long Beach Wilson, 23.60; 2. Craig, Mountain View St. Francis, 24.05; 3. Loveland, El Cajon Granite Hills, 24.72; 4. Alade, Bakersfield Foothill, 24.90.

400 METERS

HEAT ONE—1. Estes, Union City Logan, 54.28; 2. Gray, Riverside North, 54.65; 3. McKinney, Hanford, 55.95; 4. Saavedra, El Cerrito, 55.95. HEAT TWO—1. Smith, Long Beach Wilson, 54.45; 2. Balogun, Westchester, 56.06. HEAT THREE—1. Davis, Long Beach Wilson, 54.66; 2. Caruthers, Playa del Rey St. Bernard, 55.23; 3. Crystal Miles-Threatt, Pleasanton Amador Valley, 55.67.

800 METERS

HEAT ONE—1. Crabb, Chico Pleasant Valley, 2:13.35; 2. Gregory, Crescenta Valley, 2:15.56 (Candace Miles-Threatt of Pleasanton Amador Valley finished first but was disqualified for running six steps on the line). HEAT TWO—1. Bock-Willems, Concord Carondelet, 2:14.36; 2. Bridgeman, Union City Logan, 2:14.96. HEAT THREE—1. Hyatt, Auburn Placer, 2:12.67; 2. Boice, Folsom, 2:13.18; 3. Piatanesi, Concord Carondelet, 2:13.23; 4. Rhetta, Long Beach Poly, 2:13.81; 5. Butler, Dorsey, 2:13.85.

1,600 METERS

Top Three in Each Heat Plus

Next Three Fastest Qualify For Final

HEAT ONE—1. Gordon, Concord Carondelet, 4:58.85; 2. Fullove, Louisville, 5:00.15; 3. Burris, Ayala, 5:03.07. HEAT TWO—1. Ebner, St. Lucy's, 4:58.04; 2. Akana, San Francisco Lowell, 4:00.75; 3. Tillotson, Redondo, 5:02.31; 4. Howisey, Concord Clayton Valley, 5:02.40; 5. T. Cohn, Bakersfield Stockdale, 5:05.30; 6. McCarty, Madera, 5:05.60.

100-METER HIGH HURDLES

HEAT ONE (wind -0.8)—1. Hoxie, Riverside North, 13.91; 2. Perry, Quartz Hill, 14.50; 3. Schuckle, Santa Rosa, 14.85. HEAT TWO (-0.5)—1. Bethel, Mission Viejo, 14.45; 2. Grant, Oakland Bishop O'Dowd, 14.55; 3. Kelly, Morningside, 14.56. HEAT THREE (+0.6)—1. Fleming, Dorsey, 14.59; 2. O'Reilly, Stockton St. Mary's, 14.64; 3. Polk, Cerritos, 14.67.

300-METER LOW HURDLES

HEAT ONE—1. Ponder, San Jose Del Mar, 43.64; 2. Thomas, Morningside, 43.81; 3. Steingart, Mountain View St. Francis, 44.05. HEAT TWO—1. Hoxie, Riverside North, 43.97; 2. Schuckle, Santa Rosa, 44.07. HEAT THREE—1. F. Santin, Woodland Hills Taft, 43.24; 2. O'Reilly, Stockton St. Mary's, 43.70; 3. Perry, Quartz Hills, 44.01; 4. Herbert, Buena, 44.34.

400-METER RELAY

HEAT ONE—1. Union City Logan, 45.78; 2. Sacramento Valley, 46.95; 3. Long Beach Poly, 47.04. HEAT TWO—Long Beach Wilson, 45.61; 2. Playa del Rey St. Bernard, 45.75; 3. Dorsey, 47.20; 4. El Cerrito, 47.25. HEAT THREE—Morningside, 45.83; 2. Vallejo, 47.54.

1,600-METER RELAY

HEAT ONE—1. Long Beach Wilson, 3:45.68; 2. Muir, 3:47.67; 3. Pleasanton Amador Valley, 3:48.63. HEAT TWO—1. Playa del Rey St. Bernard, 3:44.90; 2. Riverside North, 3:47.60; 3. Union City Logan, 3:50.01. HEAT THREE—1. Long Beach Poly, 3:46.50; 2. Los Gatos, 3:52.25; 3. El Cerrito, 3:53.92.

HIGH JUMP

Flaming, Reedley Immanuel, 5-8; 2. Williams, Long Beach Poly, 5-6; Hanson, Cajon, 5-6; Haneef, Laguna Hills, 5-6; Giltner, Chaminade, 5-6; Underhill, Vista Rancho Buena Vista, 5-6; Lemont, Ceres, 5-4; Saltzman, Biber Big Valley, 5-4; Holden, Vacaville Wood, 5-4.

POLE VAULT

Harz, Peninsula; Pearson, Glendale Hoover; Flett, Lafayette Acalanes; Forem, Huntington Beach Marina; Knode, Kingsburg; Badillo, San Jose Mt. Pleasant; Nixon, Poway; Warner and Shingle Springs Ponderosa, all 10-6; Lankard, Visalia Golden West, 10-0 (10-3 in jumpoff).

Granville's 800 Erases First National Mark

By ERIC SHEPARD
TIMES STAFF WRITER

National records in high school track and field aren't safe in the Southland.

For the second week in a row at Cerritos College, one was set. This time it was Michael Granville of Bell Gardens, who ran the 800 meters in 1 minute, 46.41 seconds during a qualifying heat at the state meet Friday before 9,000.

That broke the record of 1:46.58 established by George Kersh of Pearl, Miss., at a meet in Sacramento in 1987.

The newly surfaced track at Cerritos College is proving a hit with runners. At the Southern Section Masters Meet last Friday, Kim Mortensen of Thousand Oaks shattered the national record in the 3,200 meters with a time of 9:48.59.

With Mortensen and Granville both competing into today's state meet finals, which start at 4 p.m., more records could fall.

Granville, a UCLA-bound senior, has been the state's premier 800 runner for most of the last four years. He won it as a sophomore and finished second last year. He also holds four national class records.

At the Southern Section di-

visional finals two weeks ago, Granville won his division with a personal best time of 1:47.94, the top high school time in the country this season.

His goal coming into the state meet was to break the national record and qualify for the Olympic Trials in Atlanta in two weeks. He got both wishes after bettering the Olympic qualifying standard of 1:47.50.

"I figured I only had two more races left in high school and it was now or never," Granville said. "I wouldn't complain if I did this again tomorrow. It's all like a dream."

Granville's father and coach, Michael Granville Sr., said he set his stopwatch at 1:45.7 on Thursday night, the time he wanted his son to shoot for.

"We've been on a four-year plan and our goals have been high," he said. "But they've also been within reach and realistic. We're not done yet."

In the team competition, Pasadena Muir qualified both its relays and individuals in the 200, 400 and 110-high hurdles and 300-intermediate hurdles and should roll to its third consecutive boys' team title.

Union City James Logan and Long Beach Wilson qualified most of their entries and will battle for the girls' title.

HIGH SCHOOL TRACK

STATE MEET

At Carrizo College

Heat Winners Plus Next

Six Qualify for Final

BOYS

100 METERS

HEAT ONE (wind +0.7)—1. McGee, Sacramento, 10.45; 2. Sams, Fresno Edison, 10.56; 3. Williams, San Diego University City, 10.57; 4. Pipersburg, Santa Barbara, 10.72. HEAT TWO (-1.5)—1. Jackson, Modesto Beyer, 10.75; 2. Fletcher, Germany, 10.76. HEAT THREE (+1.2)—1. Williams, Lymwood, 10.54; 2. Callen, Concord De La Salle, 10.62; 3. Burks, Sacramento Kennedy, 10.67.

200 METERS

HEAT ONE (-1.0)—1. Moore, Muir, 20.92; 2. Williams, Lymwood, 21.51; 3. Charles, Oakland McClymonds, 21.56. HEAT TWO (-0.7)—1. Gritswald, Garden Grove, 21.39; 2. Fletcher, Germany, 21.52; 3. Hamm, Milpitas, 21.73. HEAT THREE (-1.3)—1. Williams, San Diego University City, 21.20; 2. Pipersburg, Santa Barbara, 21.59; 3. Callen, Concord De La Salle, 21.64.

400 METERS

HEAT ONE—1. Moore, Muir, 46.84; 2. Carter, San Diego Morse, 47.56. HEAT TWO—1. Burston, San Diego Morse, 47.32; 2. Tryon, Muir, 47.36; 3. Macias, Bishop Amat, 47.67. HEAT THREE—1. Moore, Concord De La Salle, 47.58; 2. E. Levine, Merced Golden Valley, 47.70; 3. Brown, Oakland McClymonds, 48.13.

800 METERS

HEAT ONE—1. Granville, Bell Gardens, 1:46.41 (national high school, national high school federation record and state record, old national mark, 1:46.58, G. Kersh, Pearl, Miss., 1987; old federation and state mark, P. Richardson, Berkeley, 1981); 2. Struzel, Huntington Beach, 1:53.20; 3. Townsend, Eureka, 1:54.25; 4. Carroll, Merced, 1:54.28. HEAT TWO—1. Brown, San Diego Crawford, 1:54.10; 2. Rodriguez, 1:54.18; 3. Hassell, Barstow, 1:54.29. HEAT THREE—1. J. Levine, Merced Golden Valley, 1:53.52; 2. Newman, Los Gatos, 1:54.17.

1,600 METERS

Top Three in Each Heat Plus

Next Three Fastest Qualify For Final

HEAT ONE—1. Frichtel, Hemet, 4:12.58; 2. Jones, Livermore, 4:13.34; 3. Sibiric, San Jose Leland, 4:13.71; 4. Stevens, Fremont Mission San Jose, 4:14.69; 5. Sanchez, Garfield, 4:15.21; 6. Torres, San Jose Silver Creek, 4:15.08; 7. Schmidt, Bakersfield North, 4:16.08 (Sanchez scratched). HEAT TWO—1. Stember, Sacramento Jesuit, 4:15.00; 2. Henderson, San Wojciechowski, Concord Clayton Valley, 4:15.61.

110-METER HIGH HURDLES

HEAT ONE (wind -0.8)—1. Naivaku, Sunnyvale Fremont, 13.82; 2. Paxton, Crenshaw, 13.86; 3. Swanson, Esperanza, 14.40. HEAT TWO (+1.4)—1. Degrammont, 13.95; 2. Roman, Fresno Central, 14.21; 3. Moore, Paramount, 14.27. HEAT THREE (+1.8)—1. Haywood, 13.83; 2. Rambo, Long Beach Poly, 14.12; 3. DePass, Chula Vista Montgomery, 14.18.

300-METER INTERMEDIATE HURDLES

HEAT ONE—1. Haywood, Muir, 37.19; 2. Blasdel, Santa Margarita, 38.25; 3. Kurtiz, Escondido Toney Pines, 38.43. HEAT TWO—1. Naivaku, Sunnyvale Fremont, 36.98; 2. Degrammont, Tustin, 37.80; 3. DePass, Chula Vista Montgomery, 38.28. HEAT THREE—1. Rambo, Long Beach Poly, 37.45; 2. Moore, Paramount, 38.00; 3. Barnsdale, Fremont Washington, 38.48.

400-METER RELAY

HEAT ONE—1. Gardena Serra, 40.53; 2. Long Beach Poly, 40.53. HEAT TWO—1. Muir, 40.88; 2. Concord De La Salle, 41.50; 3. Pittsburgh, 41.72. HEAT THREE—1. Fresno Edison, 41.15; 2. Dorsey, 41.39; 3. San Diego University City, 41.40; 4. Long Beach Jordan, 41.59.

1,600-METER RELAY

HEAT ONE—1. Muir, 3:10.40; 2. Crenshaw, 3:16.07; 3. Dominguez, 3:16.93. HEAT TWO—1. San Diego Morse, 3:13.75; 2. Germany, 3:17.78. HEAT THREE—1. Merced Golden Valley, 3:15.73; 2. Long Beach Poly, 3:15.79; 3. Fresno Edison, 3:16.23; 4. Villa Park, 3:18.12.

HIGH JUMP

Zarate, Selma; Parks, El Toro; Hawkins, Newbury Park; Wilkinson, Arroyo Grande and Naber, Arroyo Grande, all 6-8; Castiglione, Clovis; Mitchell, National City Sweetwater, Poisson, Santa Rosa Cardinal Newman and Hurd, Antioch, all 6-6.

POLE VAULT

Fox, Huntington Beach Edison; Harris, San Jose Del Mar; Michels, Brethren; Salisbury, Bakersfield Stockdale and Llamas, South Gate, all 15-4; Ditchman, Shingle Springs Ponderosa; Unzueta, Lemoore; Rasmussen, Modesto Johansen and Vong, San Jose Silver Creek, all 15-0.

LONG JUMP

McGee, Sacramento, 23-7 $\frac{1}{4}$ (wind -0.36); Williams, Lymwood, 23-6 $\frac{1}{4}$ (-1.61); McCall, Carson, 23-2 $\frac{1}{4}$ (-1.92); Nealy, San Jose Yerba Buena, 23-1 $\frac{1}{4}$ (-0.43); Sanford, San Diego Lincoln, 23-0 $\frac{1}{2}$ (+0.77); Slater, Chico Pleasant Valley, 22-9 $\frac{1}{4}$ (+1.36); Malone (Visalia Redwood, 22-7 $\frac{1}{2}$ w (+4.0); Moore, Concord De La Salle, 22-7; Owusu, Oceanside El Camino, 22-9 $\frac{1}{2}$ (-0.39); Gibbs, Lompoc, 22-9 $\frac{1}{2}$ (-0.39) (Owusu advances on better second jump, 22-3 to 22-0 $\frac{1}{2}$).

TRIPLE JUMP

T. Anderson, Long Beach Poly, 48-6 $\frac{1}{2}$ (-0.5); Williams, Lymwood, 48-6 (0); Slater, Chico Pleasant Valley, 47-0 $\frac{1}{2}$ (-0.5); Cox, Vista Rancho Buena Vista, 47-0 $\frac{1}{2}$ (0); Augustine,

Yuba City, 46-8 $\frac{1}{4}$ (+0.4); Towne, Stockton St. Mary's, 46-6 $\frac{1}{4}$ (+0.6); Pearce, Bakersfield, 45-11; Rudder, Spring Valley Mt. Miguel, 45-10 $\frac{1}{4}$ (0); Sanford, San Diego Lincoln, 45-9 $\frac{1}{2}$.

SHOT PUT

Hammond, Fowler 59-8 $\frac{1}{4}$; Mounts, Bakersfield, 59-8 $\frac{1}{4}$; Sotelo, 58-11; Martin, Madera, 58-3; Chase, Santa Rosa Montgomery, 58-2 $\frac{1}{4}$; Howard Los Altos, 57-3 $\frac{1}{4}$; Badovinac, Sacramento Jesuit, 57-0 $\frac{1}{4}$; Lopez, El Monte Arroyo, 56-3; Reidrich, Huntington Beach Edison, 55-6 $\frac{1}{2}$.

DISCUS

Moser, Huntington Beach, 179-9; Bello, Rancho Cucamonga, 179-4; Sotelo, Ramona, 175-7; Howard, Los Altos, 1:74-0; Martin, Madera, 173-3; Hammond, Fowler, 171-11; Badovinac, Sacramento Jesuit, 170-1; Jame, Espranza, 168-8; McMullen, Santa Ana Calvary Chapel, 164-1.

GIRLS

100 METERS

HEAT ONE (wind -0.4 m.p.s.)—1. Holman, Sacramento Valley, 11.97; 2. Mucker, Hamilton, 12.11; 3. I Butler, Morningside, 12.12; 4. Neal, Union City Logan, 12.19. HEAT TWO (-0.4)—1. Edmonson, Playa del Rey St. Bernard, 11.92; 2. McKinney, Spring Valley Monte Vista, 12.07. HEAT THREE (+1.9)—1. Withers, Muir, 11.72; 2. Craig, Mountain View St. Francis, 11.78; 3. Grayson, Woodland Hills Taft, 12.23.

200 METERS

HEAT ONE (-0.4)—1. Williams, Chino, 23.87; 2. Mucker, Hamilton, 24.27; 3. Borders, Long Beach Wilson, 24.68. HEAT TWO (-0.5)—1. Edmonson, Playa del Rey St. Bernard, 23.91; 2. Holman, Sacramento Valley, 24.74. HEAT THREE (-0.9)—1. Davis, Long Beach Wilson, 23.60; 2. Craig, Mountain View St. Francis, 24.05; 3. Loveland, El Cajon Granite Hills, 24.72; 4. Alade, Bakersfield Foothill, 24.90.

400 METERS

HEAT ONE—1. Estes, Union City Logan, 54.28; 2. Gray, Riverside North, 54.65; 3. McKinney, Hanford, 55.95; 4. Saavedra, El Cerrito, 55.95. HEAT TWO—1. Smith, Long Beach Wilson, 54.45; 2. Balogun, Westchester, 56.06. HEAT THREE—1. Davis, Long Beach Wilson, 54.66; 2. Caruthers, Playa del Rey St. Bernard, 55.23; 3. Crystal Miles-Threatt, Pleasanton Amador Valley, 55.67.

800 METERS

HEAT ONE—1. Crabb, Chico Pleasant Valley, 2:13.35; 2. Gregory, Crescenta Valley, 2:15.56 (Candace Miles-Threatt of Pleasanton Amador Valley finished first but was disqualified for running six steps on the line). HEAT TWO—1. Bock-Willems, Concord Carondelet, 2:14.36; 2. Bridgeman, Union City Logan, 2:14.96. HEAT THREE—1. Hyatt, Auburn Placer, 2:12.67; 2. Boice, Folsom, 2:13.18; 3. Platanesi, Concord Carondelet, 2:13.23; 4. Rhetta, Long Beach Poly, 2:13.81; 5. Butler, Dorsey, 2:13.85.

1,600 METERS

Top Three in Each Heat Plus

Next Three Fastest Qualify For Final

HEAT ONE—1. Gordon, Concord Carondelet, 4:58.85; 2. Fullove, Louisville, 5:00.15; 3. Burris, Ayala, 5:03.07. HEAT TWO—1. Ebner, St. Lucy's, 4:58.04; 2. Akana, San Francisco Lowell, 4:00.75; 3. Tillotson, Redondo, 5:02.31; 4. Howisey, Concord Clayton Valley, 5:02.40; 5. T. Cohn, Bakersfield Stockdale, 5:05.30; 6. McCarty, Madera, 5:05.60.

100-METER HIGH HURDLES

HEAT ONE (wind -0.8)—1. Hoxie, Riverside North, 13.91; 2. Perry, Quartz Hill, 14.50; 3. Schuckie, Santa Rosa, 14.85. HEAT TWO (-0.5)—1. Bethel, Mission Viejo, 14.45; 2. Grant, Oakland Bishop O'Dowd, 14.55; 3. Kelly, Morningside, 14.56. HEAT THREE (+0.6)—1. Fleming, Dorsey, 14.59; 2. O'Reilly, Stockton St. Mary's, 14.64; 3. Polk, Carritos, 14.67.

300-METER LOW HURDLES

HEAT ONE—1. Ponder, San Jose Del Mar, 43.64; 2. Thomas, Morningside, 43.81; 3. Steingart, Mountain View St. Francis, 44.05. HEAT TWO—1. Hoxie, Riverside North, 43.97; 2. Schuckie, Santa Rosa, 44.07. HEAT THREE—1. F. Santin, Woodland Hills Taft, 43.24; 2. O'Reilly, Stockton St. Mary's, 43.70; 3. Perry, Quartz Hill, 44.01; 4. Herbert, Buena, 44.34.

400-METER RELAY

HEAT ONE—1. Union City Logan, 45.78; 2. Sacramento Valley, 46.95; 3. Long Beach Poly, 47.04. HEAT TWO—Long Beach Wilson, 45.61; 2. Playa del Rey St. Bernard, 45.75; 3. Dorsey, 47.20; 4. El Cerrito, 47.25. HEAT THREE—Morningside, 45.83; 2. Vallejo, 47.54.

1,600-METER RELAY

HEAT ONE—1. Long Beach Wilson, 3:45.68; 2. Muir, 3:47.67; 3. Pleasanton Amador Valley, 3:48.63. HEAT TWO—1. Playa del Rey St. Bernard, 3:44.90; 2. Riverside North, 3:47.60; 3. Union City Logan, 3:50.01. HEAT THREE—1. Long Beach Poly, 3:46.50; 2. Los Gatos, 3:52.25; 3. El Cerrito, 3:53.92.

HIGH JUMP

Flaming, Reedley Immanuel, 5-8; 2. Williams, Long Beach Poly, 5-6; Hanson, Cajon, 5-6; Haneef, Laguna Hills, 5-6; Giltner, Chaminade, 5-6; Underhill, Vista Rancho Buena Vista, 5-6; Lemont, Ceres, 5-4; Saltzman, Biber Big Valley, 5-4; Holden, Vacaville Wood, 5-4.

POLE VAULT

Harz, Peninsula; Pearson, Glendale Hoover; Flett, Lafayette Acalanes; Forem, Huntington Beach Marina; Knode, Kingsburg; Badillo, San Jose Mt. Pleasant; Nixon, Poway; Warner and Shingle Springs Ponderosa, all 10-6; Lankard, Visalia Golden West, 10-0 (10-3 in jumpoff).

196
State

Is this
all entered?
Winds too?
Finals
Done

1. Douglas Jones, Long Beach, 20.60; 2. Brian
Clemson, 20.60; 4. Cornelius Cavel, Texas
Arlington, 20.61; 5. Elston Cawley, Texas
Arlington, 20.64; 6. Carlton Chambers, Cleve-
son, 20.86; 7. Tom Fish, Nebraska, 20.86; 8.
Brashart Carter, TCU, 21.01.
400 METERS
Final
1. Davian Clarke, Miami, 45.29; 2. Greg
Houghton, Georgia Mason, 45.43; 3. Leonard
Byrd, Texas San Antonio, 45.51; 4. Tawanda
Chwira, Idaho, 45.55; 5. Roxbert Martin,
Oklahoma, 45.71; 6. Kevin Jefferson,

1. Dominique Arnold, Washington St.,
13.46; 2. Reggie Torian, Wisconsin, 13.57; 3.
Derek Spears, Texas, 13.61; 4. Darius Pembro-
ton, Houston, 13.62; 5. Phillip Riley, Florida St.,
13.68; 6. Willie Hilder, Nebraska, 13.70; 7.
Jeremichael Williams, Clemson, 13.79; 8. Neil
Gardner, Michigan, 13.88.
1,400-METER RELAY
Final
1. Baylor (Michael Ford, Raoul Howard,
Darin Strong, Marlon Ramsey), 3-01.25; 2.

1. Victor Houston, Auburn, 7.763 points
Rose Bomben, California, 7.732; 3. M.
Nichols, Air Force, 7.686; 4. Ray Livingston,
Oregon, 7.692; 5. James Durkietberger,
consin, 7.677; 6. Michael Evers, Kansas,
7.613; 7. Leo Slack, Washington, 7.555;
Ryan Werner, Liberty, 7.542.
Women
TEAM SCORES
Final
LSU, 81 points; Texas, 52; SMU,
Illinois, 43; North Carolina, 35; Georgia,
34; USC, 31; Nebraska, 25; tie between Utah
and South Carolina, 26; Wisconsin, 25.5;
between Florida and Georgia, 21. Others
included: Stanford, 11; Arizona St., 8; Wash-
ington, 7; Cal Poly SLO, 5; Oregon, 5; Arizona
Fresno St., 3; California, 2; Portland, 1.
100 METERS
Final
1. D'Andre Hill, LSU, 11.03; 2. Zuri
Feagin, LSU, 11.20; 3. Kisha Jett, Florida,
11.31; 4. Debbie Ferguson, Georgia, 11.31;
Kwajalein Butler, LSU, 11.41; 5. Mel-
Sergent, Texas El Paso, 11.42; 6. Kathy Hill,
Nebraska, 11.42; 8. Benita Keacy, Illinois,
11.44.
200 METERS
Final
1. Zundra Feagin, LSU, 22.44; 2. D'Andre
Hill, LSU, 22.49; 3. Astia Walker, LSU, 22.51;
4. Kisha Jett, Florida, 22.84; 5. Debbie
Ferguson, Georgia, 22.92; 6. Treshell Mc-
Clemson, 23.12; 7. Narcissa Farris, Texas,
23.39; 8. Aspen Burkett, Illinois, 23.55.
400 METERS
Final
1. Suzann Reid, Texas, 52.18; 2. L.
Brown, Texas, 52.26; 3. Donna Howard, Texas,
52.46; 4. Monique Hennagan, North Carolina,
52.47; 5. Eboni Robinson, Florida, 52.51;
Ladonna Arjona, Utah St., 52.63; 7. L.
Clay, Mississippi, 52.94; 8. Chandra
Michigan St., 54.50.
1,500 METERS
Final
1. Masha Marzoff, Georgetown, 4:25.27;
2. Kelly Smith, Colorado, 4:18.77; 3. L.
Penc, USC, 4:19.01; 4. Kathy Butler,
sin, 4:19.06; 5. Andrea Grovo, Michigan,
4:20.92; 6. Kristin Manring, Duke,
4:21.11; 7. Dene Dey, Stanford, 4:22.68;
Janet Trullio, Auburn, 4:22.68; 8. K.
Cargill, Alabama, 4:22.52; 10. Kama
Maryland, 4:23.71; 11. Trina Piskorski,
saw, 4:24.59; 12. Becci Wood,
4:25.27.
5,000 METERS
Final
1. Masha Marzoff, Georgetown, 16:42.00;
Katie Swartz, SMU, 16:11.42; 3. L.
Babcock, Michigan, 16:17.66; 4. J.
Alabama, 16:20.88; 5. Sameh Bahar,
16:22.39; 6. Kati Landon, Georgia,
16:24.02; 7. Maura Harrington, Michigan,
16:30.06; 8. Tara Carlson, Washington,
16:31.08; 9. Natalie Ravelling, Michigan,
16:40.02; 10. Nicole Stevenson, Michigan,
16:42.41; 11. Mandi Fairbank, North
Carolina, 17:00.20; 12. Jen Goetz, Penn-
sylvania, 17:12.01.
100-METER HURDLES
Final

HIGH SCHOOL TRACK

STATE MEET
At Carleton College
Boys
FINAL TEAM SCORES—1. Muir, 57; 2.
Long Beach Poly, 30; 3. Lynnwood, 28; 4. tie
among Sunnyvale Fremont, Merced Golden
Valley, San Diego Morse and Sacramento, 18;
8. tie among Fowler, Huntington Beach and
San Diego University City, 16; 11. Sacramento
Jesuit, 12; 12. tie among Bell Gardens,
Bathren, El Toro, Gardens Serra and Yreka,
10.
100 METERS (-1.8 mps)—1. McGee,
Sacramento, 10.52; 2. Williams, San Diego
University City, 10.70; 3. Williams, Lynnwood,
10.72; 4. Callen, Concord De La Salle, 10.82;
5. Sarris, Fresno Edison, 10.83; 6. Jackson,
Modesto Beyer, 10.84; 7. Pipersburg, Santa
Barbara, 10.85; 8. Fletcher, Aleman, 10.86; 9.
Burks, Sacramento Kennedy, 10.90.

✓200 (-0.8)—1. Edmonson, Playa del Rey
St. Bernard, 23.47; 2. Williams, Chino, 23.49;
3. Davis, Long Beach Wilson, 23.72; 4. Craig
Mountain View St. Francis, 23.87; 5. Mucker,
Hamilton, 24.26; 6. Borders, Long Beach
Wilson, 24.31; 7. Holman, Sacramento Valley,
24.48; 8. Loveland, El Cajon Granite Hills,
25.01; 9. Akaze, Bakersfield Foothill, 25.08.
✓400 METERS—1. Davis, Long Beach
Wilson, 52.67; 2. Smith, Long Beach Wilson,
53.64; 3. Estes, 54.29; 4. Gray, Riverside
North, 54.99; 5. Caruthers, Playa del Rey St.
Bernard, 55.53; 6. Saavedra, El Cerrito, 56.10;
7. Crystal Miles-Threatt, 56.17; 8. McKinney,
Hanford, 56.78; 9. Balogun, Westchester,
60.32.
800—1. Nyatt, Auburn Placer, 2:11.24; 2.
Rhett, Long Beach Poly, 2:13.24; 3. Boice,
Folsom, 2:13.60; 4. Piatanesi, Concord Carondelet,
2:14.07; 5. Gregory, Crescenta Valley,
2:14.24; 6. Bock-Williams, Concord Carondelet,
2:14.31; 7. Crabb, Chico Pleasant Valley,
2:16.32; 8. Bridgeman, Union City Logan,
2:16.64; 9. Butler, Dorsey, 2:23.74.

200 METERS (-0.8)—1. Moore, Muir,
20.91; 2. Williams, San Diego University City,
21.07; 3. Griswood, Garden Grove, 21.21; 4.
Williams, Lynnwood, 21.43; 5. Pipersburg, Santa
Barbara, 21.44; 6. Callen, Concord De La Salle,
21.60; 7. Fletcher, Aleman, 21.75; 8. Hann,
Majitas, 22.23; Charles, Oakland McClaymonds,
did not run.
400 METERS—1. Moore, Muir, 45.81; 2.
Burston, San Diego Morse, 46.85; 3. E. Levine,
Merced Golden West, 47.36; 4. Berrien,
Atwater, 47.40; 5. Carter, San Diego Morse,
47.46; 6. Tyson, Muir, 47.62; 7. Macias,
Bishop Amat, 48.03; 8. Moore, Concord De La
Salle, 48.15; 9. Brown, Oakland McClaymonds,
48.39.
800 METERS—1. Garwall, Bell Gardens,
1:50.68; 2. J. Levine, Merced Golden Valley,
1:52.13; 3. Strutzat, Huntington Beach,
1:52.25; 4. Brown, San Diego University City,
1:52.78; 5. Hassell, Barstow, 1:53.53; 6.
Newman, Los Galos, 1:54.35; 7. Carroll,
Merced, 1:55.75; 8. Rodriguez, Hayward
Termyson, 1:56.19; 9. Townsend, Burks,
1:57.03.

1,600—1. Ebner, St. Lucy's, 4:48.72
(4:30.5 for 1,500 meters); 2. Gordon, Concord
Carondelet, 4:50.78 (4:31.5); 3. Fulove, Louis-
ville, 4:53.39 (4:38.4); 4. Tilotson, Redondo,
4:58.71 (4:42.1); 5. Burns, Ayala, 4:58.99
(4:41.3); 6. Howsey, Concord Clayton Valley,
5:01.52 (4:43.9); 7. Akana, San Francisco
Lowell, 5:01.60 (4:41.9); 8. McCarty, Midera,
5:07.70 (4:48.3); 9. T. Cohn, Bakersfield
Stockdale, 5:35.90.
3,200—1. Mortensen, Thousand Oaks,
9:52.60 (state meet record, old mark,
10:08.14; C. Schubert, San Jose Del Mar,
1983) (second fastest performance all-time)
(9:16.9 for 3,000); 2. Stamps, Santa Rosa,
10:15.13 (9:32.4); 3. Koppas, Redding Foot-
hill, 10:40.70 (10:02.3); 4. Welch, Yucaipa,
10:42.84 (10:06.5); 5. Gunnison, Sacramento
McClatchey, 10:51.14 (10:08.0); 6. Schindler,
Shingia Springs, Ponderosa, 10:58.87
(10:20.0); 7. Garibon, Buena Park, 11:03.00
(10:23.8); 8. Cox, Santa Rosa, 11:03.09
(10:23.8); 9. Allison, San Jose Leland,
11:04.50 (10:25.6); 10. E. Lawson, Clovis,
11:04.55; 11. Town, San Ramon Valley,
11:08.16; 12. Harwitz, La Jolla, Bishop's,
11:11.20; 13. Driscoll, San Francisco St.
Ignatius, 11:12.71; 14. Giacini, San Diego
University, 11:14.30; 15. Wilcox, Concord
Clayton Valley, 11:15.68; 16. Hampar, San Jose
Santana, 11:20.41; 17. Liebig, Sacramento
Kennedy, 11:24.34; 18. Purday, San Mateo
Aragon, 11:27.96; 19. Day, Quartz Hill,
11:37.61; 20. Ruiz, Redwood, 11:38.60.

1,800 METERS—1. Stember, Sacramento
Jesuit, 4:06.72 (3:50.9 for 1,500 meters); 2.
Jones, Livermore, 4:09.82 (3:52.2); 3. Fitchel,
Hemet, 4:10.32 (3:55.9); 4. Henderson,
4:11.50 (4:00.7); 5. Wolschikowski, Concord
Clayton Valley, 4:13.69 (3:58.7); 6. Severin,
Fremont Mission San Jose, 4:15.16 (4:00.7);
7. Sikric, San Jose Leland, 4:15.20 (3:58.7);
8. Schindler, Bakersfield North, 4:17.37
(4:01.2); 9. Torres, San Jose Silver Creek,
4:20.26 (4:03.1); Stember's top time: 66.7;
2:07.2; 3:08.1; last 1,200, 3:00.5.
3,200 METERS—1. Gilen, Yreka, 9:11.70
(8:32.0 for 3,000 meters); 2. Baizido, Mod-
esto, 9:04.18 (8:31.8); 3. Chasler, Hanford,
9:10.51 (8:40.9); 4. Sanchez, Gardena,
9:11.70 (8:38.0); 5. Mestrelli, Concord De La
Salle, 9:14.28 (8:45.5); 6. Kasbul, Fresno,

100-METER HIGH HURDLES—1. Hobb,
Riverside North, 13.87; 2. Smith, Mission
View, 14.08; 3. Kelly, Morningside, 14.10; 4.
Gard, Oakland Bishop G'Dowdy, 14.18; 5.
Perry, Quartz Hill, 14.57; 6. O'Reilly, Stockton
St. Mary's, 14.46; 7. Pelt, Corvallis, 14.74; 8.

1. Masha Marzoff, Georgetown, 4:25.27;
2. Kelly Smith, Colorado, 4:18.77; 3. L.
Penc, USC, 4:19.01; 4. Kathy Butler,
sin, 4:19.06; 5. Andrea Grovo, Michigan,
4:20.92; 6. Kristin Manring, Duke,
4:21.11; 7. Dene Dey, Stanford, 4:22.68;
Janet Trullio, Auburn, 4:22.68; 8. K.
Cargill, Alabama, 4:22.52; 10. Kama
Maryland, 4:23.71; 11. Trina Piskorski,
saw, 4:24.59; 12. Becci Wood,
4:25.27.
5,000 METERS
Final
1. Masha Marzoff, Georgetown, 16:42.00;
Katie Swartz, SMU, 16:11.42; 3. L.
Babcock, Michigan, 16:17.66; 4. J.
Alabama, 16:20.88; 5. Sameh Bahar,
16:22.39; 6. Kati Landon, Georgia,
16:24.02; 7. Maura Harrington, Michigan,
16:30.06; 8. Tara Carlson, Washington,
16:31.08; 9. Natalie Ravelling, Michigan,
16:40.02; 10. Nicole Stevenson, Michigan,
16:42.41; 11. Mandi Fairbank, North
Carolina, 17:00.20; 12. Jen Goetz, Penn-
sylvania, 17:12.01.
100-METER HURDLES
Final

17.46; 6. Tryon, 47.02; 7. Bishop Amat, 48.03; 8. Moore, Concord De La Salle, 48.15; 9. Brown, Oakland McClymonds, 48.39.

800 METERS—1. Granville, Bell Gardens, 1:50.68; 2. J. Levine, Merced Golden Valley, 1:52.13; 3. Strutzel, Huntington Beach, 1:52.25; 4. Brown, San Diego Crawford, 1:52.78; 5. Hessel, Barstow, 1:53.53; 6. Newman, Los Gatos, 1:54.35; 7. Carriz, Merced, 1:55.75; 8. Rodriguez, Hayward Tennyson, 1:56.19; 9. Townsend, Eureka, 1:57.03.

1,600 METERS—1. Stember, Sacramento Jesuit, 4:06.72 (3:50.9 for 1,500 meters); 2. Jones, Livemore, 4:09.82 (3:52.2); 3. Frichtel, Hemet, 4:10.32 (3:55.9); 4. Henderson, 4:11.50 (4:00.7); 5. Woldechowski, Concord Clayton Valley, 4:13.69 (3:58.7); 6. Stevens, Fremont Mission San Jose, 4:15.16 (4:00.7); 7. Sabic, San Jose Leland, 4:15.20 (3:58.7); 8. Schmidt, Bakersfield North, 4:17.32 (4:01.2); 9. Torres, San Jose Silver Creek, 4:20.26 (4:03.1). Stember's lap times: 63.2; 2:07.2; 3:08.1; last 1,200, 3:00.5.

3,200 METERS—1. Gilen, Yreka, 9:11.70 (8:32.0 for 3,000 meters); 2. Bemaldo, Northhoff, 9:04.18 (8:31.8); 3. Chevia, Hanford, 9:10.51 (8:40.9); 4. Sanchez, Garfield, 9:11.70 (8:38.0); 5. Maestretti, Concord De La Salle, 9:14.28 (8:45.5); 6. Kasahari, Fresno, 9:15.81 (8:45.7); 7. Asmaron, San Francisco McAteer, 9:20.76 (8:48.9); 8. Festa, Morro Bay, 9:20.80 (8:48.2); 9. Lopez, Glendale Hoover, 9:21.90 (8:51.7); 10. Nelson, Napa, 9:25.66; 11. Hackworth, Grass Valley Nevada Union, 9:25.67; 12. Hansen, San Francisco St. Ignatius, 9:27.87; 13. Wellman, San Francisco St. Ignatius, 9:29.29; 14. Rodriguez, Fremont Mission San Jose, 9:29.59; 15. McQuitty, La Mesa Grossmont, 9:35.79; 16. Reid, Ramon, 9:39.41; 17. Dominguez, San Jose Overfelt, 9:43.79; 18. Hernandez, San Leandro, 9:44.08; 19. Gohike, Oakland Skyline, 9:44.98; 20. Clendaniel, Yucaipa, 9:45.26.

110-METER HIGH HURDLES (-0.5)—1. Nakalu, Sunnyvale Fremont, 13.68; 2. Hayward, Muir, 13.80; 3. Paxton, Crenshaw, 13.81; 4. Degrammont, Tustin, 13.87; 5. Rambo, Long Beach Poly, 13.92; 6. DePass, Chula Vista Montgomery, 14.11; 7. Roman, Fresno Central, 14.26; 8. Moore, Paramount, 14.31; 9. Swanson, Espersant, 16.36.

300-METER INTERMEDIATE HURDLES—1. Hayward, Muir, 36.18; 2. Nakalu, Sunnyvale Fremont, 36.26; 3. Rambo, Long Beach Poly, 36.98; 4. DePass, Chula Vista Montgomery, 37.22; 5. Moore, Paramount, 37.57; 6. Etsedel, Santa Margarita, 37.78; 7. Barnsdale, Santa Rosa Montgomery, 38.05; 8. Kurtz, Encinitas, Jony Pines, 39.42; Degrammont, Tustin, did not finish.

400-METER RELAY—1. Gardena Serra, 40.63; 2. Muir, 40.64; 3. Long Beach Poly, 41.35; 4. Fresno Edison, 41.43; 5. Pittsburg, 41.64; 6. Concord De La Salle, 41.71; 7. Dorsey, 42.04; 8. Long Beach Jordan, 42.08; San Diego University City, did not finish.

1,600 RELAY—1. Muir (Tryon, 47.9; Stanford McCulloch, 48.2; Hayward, 47.8; Moore, 44.8), 3:08.68 (state meet record, old mark: 3:08.94, Berkeley, 1981) (third performance all-time); 2. San Diego Morse, 3:10.80; 3. Long Beach Poly, 3:13.10; 4. Merced Golden Valley, 3:14.59; 5. Dominguez, 3:15.71; 6. Fresno Edison, 3:18.29; 7. Nemany, 3:18.77; 8. Villa Park, 3:18.78; 9. Crenshaw, 3:20.12.

HIGH JUMP—1. Parks, El Toro, 6-10; 2. Zarate, Selma, 6-10; 3. Wilkinson, Arroyo Grande, 6-8; 4. tie between Hunt, Antioch and

6:07.70; 14.48.3; 5. Cox, Bakersfield Stockton, 5:36.50.

3,200—1. Mortensen, Thousand Oaks, 9:52.80 (state meet record, old mark, 10:08.14, C. Schubert, San Jose Del Mar, 1983) (second fastest performance all-time) (9:15.9 for 3,000); 2. Stamps, Santa Rosa, 10:15.13 (9:32.4); 3. Koppes, Redding Foot-Hill, 10:40.70 (10:02.3); 4. Welsh, Yucaipa, 10:42.84 (10:06.5); 5. Gunnison, Sacramento McClatchey, 10:51.14 (10:09.0); 6. Schindler, Shingie Springs Ponderosa, 10:58.87 (10:20.0); 7. Garrison, Buena Park, 11:03.00 (10:23.6); 8. Cox, Santa Rosa, 11:03.09 (10:23.6); 9. Allison, San Jose Leland, 11:04.50 (10:25.6); 10. E. Lawson, Clovis, 11:04.55; 11. Towne, San Ramon Valley, 11:08.16; 12. Horwitz, La Jolla Bishops, 11:11.20; 13. Driscoll, San Francisco St. Ignatius, 11:12.71; 14. Giacini, San Diego University, 11:14.30; 15. Wallace, Concord Clayton Valley, 11:15.68; 16. Harper, Santee Santana, 11:20.41; 17. Liebig, Sacramento Kennedy, 11:24.34; 18. Portley, San Mateo Aragon, 11:27.96; 19. Day, Quartz Hill, 11:37.81; 20. Ruiz, Reedley, 11:38.60.

100-METER HIGH HURDLES—1. Houde, Riverside North, 13.87; 2. Bethel, Mission Viejo, 14.08; 3. Kelly, Morningside, 14.10; 4. Grant, Oakland Bishop O'Dowd, 14.16; 5. Perry, Quartz Hill, 14.37; 6. O'Reilly, Stockton St. Mary's, 14.46; 7. Polk, Cerritos, 14.74; 8. Schucka, Santa Rosa, 14.81; 9. Fleming, Dorsey, 15.16.

300-METER LOW HURDLES—1. Ponder, San Jose Del Mar, 42.22; 2. Houde, Riverside North, 42.68; 3. Perry, Quartz Hill, 42.68; 4. Schucka, Santa Rosa, 43.40; 5. Steingart, Mountain View St. Francis, 43.93; 6. Santini, Woodland Hills Tall, 43.99; 7. Thomas, Morningside, 44.00; 8. O'Reilly, Stockton St. Mary's, 44.11; 9. Herbert, Buena, 44.54.

400 RELAY—1. Union City Logan (Neal, Estes, Smith, Wright), 45.20 (equals third performance all-time); 2. Long Beach Wilson, 45.63 (eighth fastest team all-time); 3. Playa del Rey St. Bernard, 45.62 (12th fastest team all-time); 4. Morningside, 45.63 (13th fastest team all-time); 4. Long Beach Poly, 46.42; 6. Sacramento Valley, 46.90; 7. Dorsey, 47.52; 8. El Cerrito, 47.53; 9. Vallejo, 47.91.

1,600 RELAY—1. Long Beach Wilson (Calkway, 56.8; Borders, 53.7; Smith, 53.9; Davis, 54.1), 3:38.50 (fourth fastest performance all-time); 2. Union City Logan, 3:40.95 (10th fastest team all-time); 3. Long Beach Poly, 3:43.81; 4. Pleasanton Amador Valley, 3:45.94; 5. El Cerrito, 3:48.20; 6. Muir, 3:47.09; 7. Playa del Rey St. Bernard, 3:48.64; 8. North Riverside, 3:49.82; 9. Los Gatos, 3:51.64.

HIGH JUMP—1. Gartner, Chaminade, 5-10; 2. Fleming, Reedley, Immanuel, 5-10; 3. Heneat, Laguna Hills, 5-8; 4. S. Williams, Long Beach Poly, 5-8; 5. Hanson, Cajon, 5-8; 6. Underhill, Vista Rancho Buena Vista, 5-4; 7. Seltzman, Bishop Big Valley, 5-2; 8. Holden, Visalia Wood, 5-2; Lemont, Ceres, no height (6-4).

POLE VAULT—1. Herz, Penitente, 12-14 (second performance all-time high school); 2. Pearson, Glendale Hoover, 11-4; Knops, Kingsburg, 11-4; 3. Floren, Huntington Beach Marina, 11-0; 5. Njord, Poway, 10-8; 6. Larnard, Vista Golden Sweet, 10-6; 7. Bickler, San Jose Mt. Pleasant, 10-6; Flett, Lafayette Acadianes and Warner, Shingie Springs, Porterssa, no height (10-0).

LONG JUMP—1. Wright, Union City Logan, 20-3 (wind -1.4); 2. Estes, Union City Logan, 19-7 1/4 (+0.4); 3. Harris, Cerritos, 19-3 3/4 (+2.5) (19-2 1/4 legal best); 4. Ponder, San Jose

62.47; 9. Brown, 62.47; 10. Brown, 62.47; 11. Brown, 62.47; 12. Brown, 62.47; 13. Brown, 62.47; 14. Brown, 62.47; 15. Brown, 62.47; 16. Brown, 62.47; 17. Brown, 62.47; 18. Brown, 62.47; 19. Brown, 62.47; 20. Brown, 62.47.

1,500 METERS

Final
1. Miesha Marcel, Georgetown, 4:21.11; 2. Kelly Smith, Colorado, 4:18.17; 3. Penc, USC, 4:19.01; 4. Kathy Sullivan, 4:19.06; 5. Andrea Grava, 4:20.92; 6. Kristin Menwaring, 4:21.11; 7. Dena Day, Stanford, 4:21.11; 8. Janet Trujillo, Auburn, 4:22.45; 9. Cargil, Alabama, 4:22.52; 10. Ken Maryland, 4:23.71; 11. Trine Flaksas, 4:24.59; 12. Becci Wettas, 4:25.27.

5,000 METERS

Final
1. Jennifer Rhines, Ylaxava, 16:11.42; 2. Katie Swords, SMU, 16:11.42; 3. Babcock, Michigan, 16:17.68; 4. Alabama, 16:20.88; 5. Sara Ramirez, 16:22.34; 6. Kats Landau, 16:24.02; 7. Moira Harrington, 16:30.08; 8. Tara Carlson, 16:31.09; 9. Natalie Ravelling, 16:40.02; 10. Nicole Stevenson, 16:48.41; 11. Meredith Fabelon, 17:08.26; 12. Jen Goette, 17:12.01.

100-METER HURDLES

Final
1. Kim Carson, LSU, 12.82; 2. Williams, Illinois, 12.97; 3. Rosa Jolly, AAM, 12.97; 4. Asia Wether, LSU, 12.98; 5. Yvonne Scott, Colorado, 12.98; 6. Dan Illinois, 13.02; 7. Yolanda McCray, 13.15; 8. LaTasha Colander, North Carolina, 13.16.

1,600-METER RELAY

Final
1. Texas (Dana Riley, Stellan Reid, Howard, Toya Brown), 3:27.50; 2. Florida, 3:31.18; 3. Florida, 3:31.67; 4. Rice, 3:31.84; 5. Baylor, 3:31.84; 6. George Mason, 3:32.07; 7. Colorado, 3:35.07; 8. Nebraska, 3:36.00.

HIGH JUMP

Final
1. Amy Acuff, UCLA, 6-4 1/2; 2. Bergvick, SMU, 6-3 3/4; 3. Nora Weber, 5-11 1/2; 4. Camille Williams, Wisconsin, 5-11 1/2; 5. Melinda Hale, BYU, 5-11 1/2; 6. Monica Black, 5-10; 7. Corissa Vasos, Purdue, 5-10; 8. Kieruff, Long Beach St., 5-10; 9. Dykstra, Kansas St., 5-10; 10. Tanya Smith, USC, Quisha Floyd, North Carolina St., and Reeta Laakkonen, Georgia, 5-10.

HAMMER

Final
1. Dawn Eberle, South Carolina, 197-3; 2. Lisa Mispelka, South Carolina, 197-3; 3. Therese Northeastern, 197-0; 4. Wendy Darden, 195-0; 5. Dawn Tabla, BYU, 192-5; 6. Mitchell, Nebraska, 183-11; 7. K. Wichta St., 185-4. Others included: Darden, Fresno St., 177-1; 14. USC, 173-3; 19. Roby Montoya, 162-5.

OUTDOOR BRUCE JENNER CLASSIC

At San Jose
Men
100—1. Leroy Burrell, U.S., 10; Wendell Gaskin, U.S., 10:21; 3. Dismant, 10:21.
200—1. Anthony Maybanks, U.S., 20:31; 2. Kevin Little, U.S., 20:42; 4. Ayar Harrison, U.S., 20:58.
400—1. Alvin Hansen, U.S., 46

LEAD RELAY—1. Muir (Tryon, 47.9; Sheehy, 44.8); 2. O'Connell, 48.2; Haywood, 47.8; Moore, 5:08.66 (state meet record, old mark, 5:08.94, Berkeley, 1981) (third performance all-time); 2. San Diego Morse, 3:10.80; 3. Long Beach Poly, 3:13.10; 4. Morced Golden Valley, 3:14.59; 5. Dominguez, 3:15.71; 6. Fresno Edison, 3:18.29; 7. Alameda, 3:18.77; 8. Villa Park, 3:18.78; 9. Crestshaw, 3:20.12.

HIGH JUMP—1. Parks, El Toro, 6-10; 2. Zarate, Solms, 6-10; 3. Willinson, Arroyo Grande, 6-8; 4. De between Hand, Antioch and Castiglione, Clovis, 6-8; 6. Huber, Arroyo Grande, 6-8; 7. Polson, Santa Rosa Cardinal Newman, 6-8; 8. Mitchell, National City Sweetwater, 6-6; 9. Hawkins, Newbury Park, 6-4.

POLE VAULT—1. Michaels, Berkeley, 16-2; 2. Fox, Huntington Beach Edison, 15-10; 3. Harris, San Jose Del Mar, 15-8; 4. Yong, San Jose Silver Creek, 15-2; 5. Uamas, South Gate, 14-8; 6. Salisbury, Bakersfield Stockdale, 14-2; 7. Deitchman, Shinglo Springs Ponderosa, 14-2; 8. Ortiz, La Puente, no height (14-2); Unzueta, Lemoore, no height (13-8).

LONG JUMP—1. Williams, Lynnwood, 24-10 1/4 (wind +1.7); 2. McGee, Sacramento, 24-3 1/4 (-0.9); 3. McCall, Carson, 24-0 1/4 (+1.2); 4. Neely, San Jose Verba Buena, 23-5 1/4 (+3.2) (21-6 1/4 legal best); 5. Sanford, San Diego Lincoln, 23-0 1/4 (-2.7) (22-9 1/4); 6. Moore, Concord De La Salle, 22-11 (+1.8); 7. Owsu, Oceanside El Camino, 22-10 1/4 (+2.2) (22-9 1/4); 8. Stator, Chico Pleasant Valley, 22-8 1/4 (+2.2) (22-2 1/4); 9. Malone, Visalia Redwood, 22-6 (+1.7).

TRIPLE JUMP—1. T. Anderson, Long Beach Poly, 49-11 1/4 (+0.4); 2. Williams, Lynnwood, 47-10 1/4 (-3.1); 3. Stator, Chico Pleasant Valley, 47-9 1/4 (0); 4. Rudder, Spring Valley Mt. Miguel, 47-5 1/4 (+2.0); 5. Cox, Vista Rancho Vuena Vista, 47-5 (-2.9); 6. Towne, Stockton St. Mary's, 46-0 1/4 (+1.9); 7. Sanford, San Diego Lincoln, 45-9 (-1.5); 8. Augustine, Yuba City, 44-10 1/4 (-1.2); 9. Pearce, Bakersfield, 43-8 3/4 (+2.7).

SHOTPUT—1. Hammond, Fowler, 64-4; 2. Mouris, Bakersfield, 62-11 1/4; 3. Sotelo, Ramona, 62-7 1/4; 4. Chase, Santa Rosa Cardinal Newman, 60-9 1/4; 5. Martin, Mariposa, 60-9 1/4; 6. Badovinac, Sacramento Jesuit, 59-2 1/4; 7. Howard, Los Altos, 56-7; 8. Bedrichy, Huntington Beach Edison, 54-3 1/4; 9. Lopez, El Monte Arroyo, 53-6 1/4.

DISCUS—1. Moser, Huntington Beach, 185-7; 2. Belk, Rancho Cucamonga, 183-7; 3. Hammond, Fowler, 179-8; 4. Martin, Madro, 178-6; 5. Sotelo, Ramona, 176-5; 6. Badovinac, Sacramento Jesuit, 171-3; 7. McMullen, Santa Ana Calvary Chapel, 170-5; 8. Howard, Los Altos, 163-0; 9. Jerne, Esperanza, 159-1.

FINAL TEAM SCORES—1. Long Beach Wilson, 43; 2. Union City Logan, 42; 3. Playa del Rey St. Bernard, 28; 4. Riverside North, 22; 5. Long Beach Poly, 20; 6. De between Elk Grove Laguna Creek and Morningglade, 18; 8. San Jose Del Mar, 14; 9. Concord Carondelet, 13; 10. De between Santa Rosa and Mountain View St. Francis, 12; 12. Sacramento Valley, 11; 13. De among Arroyo Grande, Chaminda, Esperanza, Parinaiia, Auburn Pacer, St. Lucy's and Thousand Oaks, 10.

100 METERS (wind -2.3 mps)—1. Edmonson, Playa del Rey St. Bernard, 11.82; 2. Withers, Morningglade, 11.85; 3. Craig, Mountain View St. Francis, 11.96; 4. McKinney, Spring Valley Monte Vista, 11.97; 5. Holman, Sacramento Valley, 12.11; 6. Mucker, Hamilton, 12.18; 7. Neal, Union City Logan, 12.19; 8. Butler, Morningglade, 12.27; 9. Grayson, Thousand Oaks Taft, 12.35.

(second performer all-time high school); 2. Pearson, Glendale Hoover, 11-4; Knide, Kingsburg, 11-4; 4. Rorem, Huntington Beach Marina, 11-0; 5. Hagan, Posy, 10-8; 6. Leland, Visalia Golden Scept, 10-6; 7. Becka, San Jose Mt. Pleasant, 10-6; Flett, Lafayette Acalanes and Warner, Shinglo Springs Ponderosa, no height (10-0).

LONG JUMP—1. Wright, Union City Logan, 20-3 (wind -1.4); 2. Estes, Union City Logan, 19-7 1/4 (+0.8); 3. Harris, Comitos, 18-3 1/4 (+2.5) (19-2 1/4 legal best); 4. Funder, San Jose Del Mar, 18-2 1/4 (+0.8); 5. O'Brice, Huntington Beach Edison, 18-1 1/4 (+0.8); 6. Grant, Ganeshia, 18-0 1/4 (+1.2); 7. McAllister, Concord Clayton Valley, 18-3 1/4 (-2.4); 8. Tinker, Sacramento Valley, 18-1 1/4 (-1.6); Perkins, La Jolla Bishop, did not compete.

TRIPLE JUMP—1. O'Connor, Esperanza, 40-2 1/4 (wind -2.3); 2. Tinker, Sacramento Valley, 39-3 1/4 (-1.2); 3. Booker, Oceanside El Camino, 39-1 1/4 (-2.2); 4. O'Brice, Huntington Beach Edison, 38-9 (-1.5); 5. Whyte, Escondido San Paequal, 37-10 (-1.8); 6. Smith (Modesto), 37-8 1/4 (-2.5); 7. Prieto, North Torrance, 37-7 (-1.6); 8. Sihota, Selma, 36-11 (-1.9); 9. Ponder, 36-8 (+1.8).

SHOTPUT—1. Brown, Arroyo Grande, 43-0 1/4; 2. Ross, Elk Grove Laguna Creek, 42-9 1/4; 3. Bryden, Anderson, 42-9; 4. Pohoriz, San Francisco Balboa, 42-8; 5. Tulus, Carmel, 41-9 1/4; 6. Hicks, Litterock, 41-6 1/4; 7. Jordan, Stockton Lincoln, 41-6 1/4; 8. Vall, Palm Springs, 41-6 1/4; 9. Tagle'o'n, Oceanside El Camino, 39-4 1/4.

DISCUS—1. Floss, Elk Grove Laguna Creek, 158-4; 2. Barton, Bakersfield, 154-8; 3. Tulus, Carmel, 153-11; 4. Barnes-Milham, Fresno Clovis West, 146-4; 5. Philman, Huntington Beach Edison, 142-9; 6. Magana, Fallbrook, 140-10; 7. Thiel, Fremont Christian, 139-2; 8. Buckley, Bakersfield, 138-8; 9. Hicks, Litterock, 136-9.

TRIALS
196

Friday's Results

LONG JUMP
Ponder, San Jose Del Mar, 19-8 (wind -1.97); Wright, Union City Logan, 19-3 1/4 (0); Grant, Ganeshia, 18-9 1/4 (-0.60); Estes, Union City Logan, 18-8 1/4 (+0.55); Tinker, Sacramento Valley, 18-2 1/4 (-1.82); O'Brice, Huntington Beach Edison, 18-4 1/4 (0); McAllister, Concord Clayton Valley, 18-4 (-0.76); Harris, Comitos, 18-3; Perkins, La Jolla Bishop, 18-2 1/4 (-0.92).

TRIPLE JUMP
O'Connor, Esperanza, 39-4 (-0.55); Tinker, Sacramento Valley, 38-11 1/4 (-0.99); Funder, San Jose Del Mar, 38-11 1/4 (-1.53); Prieto, North Torrance, 38-5 1/4 (-2.75); Booker, Oceanside El Camino, 38-3 1/4 (3); O'Brice, Huntington Beach Edison, 37-11 1/4 (-2.01); Smith, Modesto, 37-7 1/4; Whyte, Escondido San Paequal, 37-5 (-1.33); Sihota, Selma, 37-2 (-1.72).

SHOTPUT
Ross, Elk Grove Laguna Creek, 42-5 1/4; Tulus, Carmel, 41-11 1/4; Hicks, Litterock, 41-3 1/4; Vall, Palm Springs, 41-1 1/4; Brown, Arroyo Grande, 41-0; Bryden, Anderson, 40-11; Jordan, Stockton Lincoln, 40-11 1/4; Pohoriz, San Francisco Balboa, 40-3 1/4; Tagle'o'n, Oceanside El Camino, 40-1 1/4.

DISCUS
Ross, Elk Grove Laguna Creek, 155-0; Tulus, Carmel, 154-3; Buckley, Bakersfield, 148-8; Barnes-Milham, Fresno Clovis West, 145-11; Hicks, Litterock, 145-6; Barton, Bakersfield, 143-2; Thiel, Fremont Christian, 141-2; Philman, Huntington Beach Edison, 140-5; Magana, Fallbrook, 138-1.

OUTDOOR BRUCE JENNER CLASSIC
At San Jose Mesa

Men
100—1. Leroy Burrell, U.S., 10.18; 2. Wendell Gaskin, U.S., 10.21; 3. Diarra Ousmane, Mali, 10.21.

200—1. Anthony Maybanks, U.S., 20.19; 2. Kevin Little, U.S., 20.31; 3. Dave Dopek, U.S., 20.42; 4. Alvin Harrison, U.S., 20.43; 5. Buford, 20.58.

400—1. Alvin Harrison, U.S., 45.12; 2. Darnel Hall, U.S., 45.26; 3. Andrew Valmon, U.S., 45.90.

1,500—1. Edgar de Oliveira, Brazil, 3:39.24; 2. Eric Polanski, U.S., 3:44.80; 3. Tang Scott, U.S., 3:46.83.

400 HURDLES—1. Maurice Mitchell, U.S., 48.41; 2. Calvin Davis, U.S., 48.43; 3. Eric Thomas, U.S., 48.88; 4. Kevin Young, U.S., 49.68.

HIGH JUMP—1. Charles Austin, U.S., 7-6; 2. Cameron Wright, U.S., 7-6; 3. Hollis Conway, U.S., 7-4 1/4; 4. Brian Brown, U.S., 7-4 1/4; 5. Ray Doakes, U.S., 7-4 1/4; 6. Tony Barton, U.S., 7-4 1/4.

SHOTPUT—1. C.J. Hunter, U.S., 69-5 1/4; 2. John Godina, U.S., 68-3 1/4; 3. Kevin Toth, U.S., 67-6 1/4.

POLE VAULT—1. Mike Holloway, U.S., 19-0 1/4; 2. Brent Burns, U.S., 18-4 1/4; 3. De among Mike Drummer, U.S., Scott Slover, U.S., Lance White, U.S., Scott Hennig, U.S., Tim Mack, U.S., Simon Arkell, Australia, Nick Hysong, U.S. and Tim Wright, U.S., 17-10 1/4.

DISCUS—1. Anthony Washington, U.S., 220-3; 2. Adam Setlow, U.S., 219-4; 3. Nick Sweaney, Ireland, 217-8; 4. Adde Okokujo, Nigeria, 212-4; 5. John Godina, U.S., 211-9.

HAMMER—1. Lance Deal, U.S., 261-7; 2. Sergey Alay, Estonia, 250-10; 3. Auri Tamm, Estonia, 243-0; 4. Dave Popejoy, U.S., 240-3.

Women
100—1. Chryste Gaines, U.S., 11.17; 2. Cheryl Taplin, U.S., 11.37; 3. Juan Denise Ball, U.S., 11.55; 4. Teresa Neighbors, U.S., 11.61; 5. Lisa Parker, U.S., 11.70.

400—1. Linetta Wilson, U.S., 51.35; 2. Claudine Williams, Jamaica, 51.65; 3. Shanelle Porter, U.S., 51.75; 4. Natasha Kaiser Brown, U.S., 52.23.

1,500—1. Alisa Hill, U.S., 4:09.25; 2. PattiSue Plumer, U.S., 4:11.70; 3. Darcy Arnold, U.S., 4:12.97; 4. Suzie Jones, U.S., 4:13.47.

100 HURDLES—1. Dawn Bowles, U.S., 12.77; 2. Melissa Morrison, U.S., 12.81; 3. Rhonda Colvin, U.S., 13.04; 4. Tonya Lawson, U.S., 13.08.

400 HURDLES—1. Tonia Buford-Balley, U.S., 54.86; 2. Ali Poulin, U.S., 57.39; 3. LaTarva Sheffield, U.S., 57.49.

HIGH JUMP—1. Tisha Walker, U.S., 6-6; 2. Connie Teaberry, U.S., 6-4 1/4; 3. De between Karl Jenkins, U.S. and Tanya Hughes-Jones, U.S., 6-2; 5. Sara McGladdery, U.S., 6-0 1/4.

LONG JUMP—1. Tony Sedwick, U.S., 22-4; 2. Jackie Edwards, Bahamas, 22-3 1/4; 3. Shana Williams, U.S., 22-0 1/4; 4. Gwen Loud, U.S., 21-7; 5. Sharon Couch, U.S., 21-5.

TRIPLE JUMP—1. Diane Orange, U.S., 45-8; 2. Diambi Dennis, U.S., 44-0 1/4; 3. Timbe Hurd, U.S., 43-8; 4. Michelle Williams, U.S., 42-5 1/4.

DISCUS—1. Eddie Boyer, U.S., 210-3; 2. Daniela Costen, Australia, 209-8; 3. Lacy Barnes, U.S., 208-10; 4. Lisa Marie Vizanari, Australia, 208-7.

SHOTPUT—1. Dawn Dumble, U.S., 57-11 1/4; 2. Kris Kuehles, U.S., 43-11 1/4; 3. Pam Dulak, U.S., 42-1 1/4.

Moore Captivates Three Times as Pasadena Muir Earns Title

By ERIC SHEPARD
TIMES STAFF WRITER

Obea Moore has created quite a stir in track and field.

The talented sprinter from Pasadena Muir High has become so popular among fans that a capacity crowd was on hand for the finals of the state meet Saturday at Cerritos College before the first race.

Lines at the ticket booth remained long the entire meet and many fans were forced to watch from the fence outside the stadium.

Those 12,000 inside watched Moore turn in another solid performance to help lead Muir to its third consecutive boys' team title with 57 points. Long Beach Poly placed second with 30 points and Lynwood was third with 28.

In the girls' team race, Long Beach Wilson used a victory in the final event of the meet, the 1,600-meter relay, to capture its first title with 43 points. Union City James Logan placed second with 42 points and Playa del Rey St. Bernard was third with 28.

Moore, a junior, had a small following his freshman year, mostly fans who had watched him break numerous age group records on the junior club level. When the Mustangs won the state title that year, the interest grew.

After winning the 400 and anchoring his team's victorious 1,600 relay last season, Obea-mania took off. Fans mobbed him at meets last summer, asking for autographs and pieces of his hair, especially after he won the 400 in 45.14 at the Junior Pan-Am Games in Chile in August. That time qualified him for the Olympic Trials in Atlanta in two weeks.

It was more of the same this season with capacity crowds at most major meets Moore appeared in. He received numerous standing ovations Saturday, especially after he won his second 400 title in a row



TODD BIGELOW / For The Times

Obea Moore (center) of Pasadena Muir easily runs away with the 200 meters, adding to victories in the 400 meters and the 1,600 relay.

with a time of 45.81 seconds.

He followed that up with victories in the 200 in 20.91 and the 1,600 relay in 3:08.94. The relay time established a new meet record and Moore ran the anchor leg in 44.8, his fastest split time ever.

In typical Moore fashion, however, he downplayed it all.

"I felt dehydrated out there today and wasn't able to get the times I wanted," he said. "After that terrible time performance in the 400, I felt like I had no energy, and I knew national records were out of the question."

The Mustangs are not a one-man team, however. Senior Makio Hayward accounted for 18 points by winning the 300-intermediate hurdles in 36.18 and placing second in the 110-high hurdles in 13.80.

"We're just getting this thing going," Muir Coach Clyde Turner said. "We're not done yet."

Long Beach Wilson Coach Terry Kennedy is probably thinking the same thing after his freshmen-

dominated team surprised almost everyone by upsetting James Logan for the team title.

Wilson got the boost it needed in the 400 with junior Kinshasa Davis winning in a near record time of 52.67 and freshman teammate Joni Smith placing second in 53.64.

Trailing Logan, 34-33, heading in the 1,600 relay, Wilson won in 3:38.50, the fourth-fastest time ever. James Logan was second, losing the team title by a point.

Wilson's 1,600 relay team included Davis and Smith and freshmen Veronica Calloway and Latrice Borders.

Individually, Gerald Williams of Lynwood became the first boy in meet history to score in four individual events. He won the long jump (24 feet, 10½ inches) and placed second in the triple jump (47-10½), third in the 100 (10.77) and fourth in the 200 (21.43).

Kim Mortensen of Thousand Oaks won the 3,200 in a meet record time of 9:52.80.

