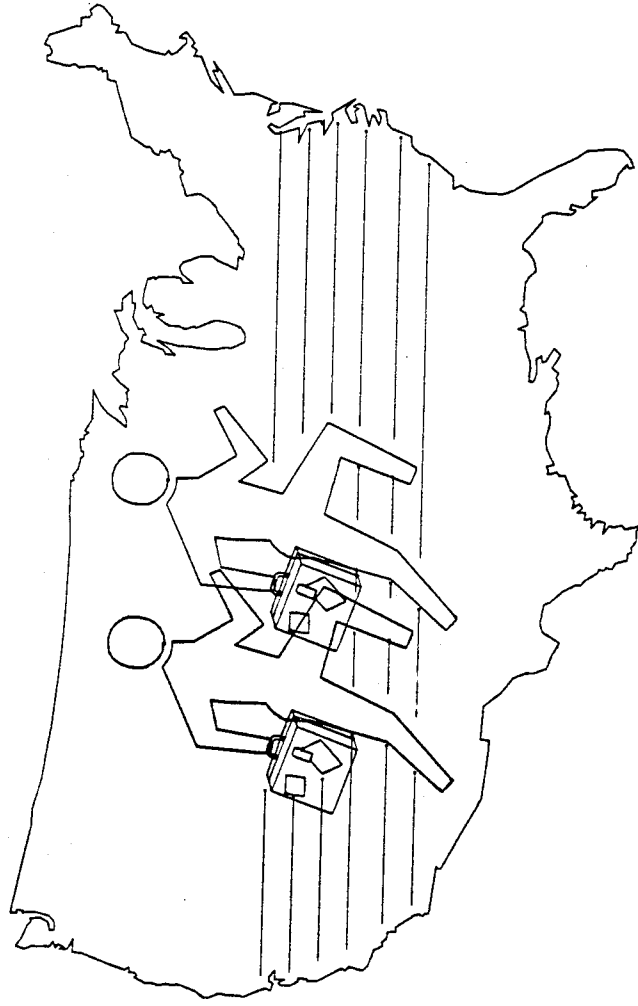



Exceed[®]



United
States
Corporate
Athletics
Association

1990 Mid-Atlantic Corporate Relays
Gallaudet University

C/O IBM
Cost Proposal Operations
6705 Rockledge Drive 8th Flr East
Bethesda, MD 20817
(301)564-2392
June 12, 1990

MEMORANDUM TO: Team Captain
SUBJECT: Results
REFERENCE: 7th Annual Mid-Atlantic Corporate Relays 6/2/90

AWESOME! That was the only word that came to my mind as I left Gallaudet University. I want to extend thanks to each of the team captains for taking the time to pull your teams together and assisting in getting your documentation in on time. Each year we are making progress in the right direction. The comments which I did hear were all favorable and each year the plan is to improve over the prior. Your comments are very much needed to keep the excitement in the relays. All of you need to be congratulated for lasting the day and answering the numerous calls to fill in for missing runners.

On behalf of all of the runners I wish to extend a warm congratulations to the Westinghouse team for another upset. The win this year made up for last year. The winner's circle seems to be revolving and in 1991 it could be your team. The level of performance each year seems to be increasing.

We were four teams short from 1989 and the key remains the team captain. When a captain leaves and does not have a replacement in most cases there is no one to take the leadership role in getting the team together. I ensure you that the task is not easy as most of you know. It is a good idea to have an alternate. I am often asked why I keep doing this, my reply is simple, as long as teams return I'll be around.

To make your task easier there should be some encouragement to have the runners at other events throughout the year. This area is beginning to have events which offer Corporate/Government divisions in addition to open categories. A few upcoming events

Rockville Rotary Twilight Runfest 8K July 21, 1990 8:45pm 301-424-8987
Annapolis Ten Miler, August 26, 1990 7:45am 301-268-1165
PEPCO United Way 10K, September 30, 1990 in Washington, DC 202-833-TenK
Old Town Alexandria 20 Miler, September 30, 1990, 202-234-5595
Marine Corps Marathon, November 4, 1990, 703-640-2225


A note of special thanks to Tom Wick's Sports Lettering who did our shirts again this year. Steve Lamb for the awards and participation medals. Also, the Greenbelt Marriott Hotel.

You will find enclosed the results with the history of the performance of each event. I am open to any comments which you or your runners may have.

Team Captain
Page 2
June 12, 1990

The planning for this event never stops. As a reminder the field events WILL score in 1991 and the points will add towards your team score.

Once again, please accept our thanks for your support. See all of you on the roads and mark the second weekend of June 1991 for the 8th Annual Mid-Atlantic Corporate Relays.



George R. Banker
Team Captain/ IBM

WESTINGHOUSE RETURNS TO TOP TEAM POSITION

The strategy which worked in 1988 for Westinghouse was executed on Saturday, June 2, 1990 at Gallaudet University in Washington, D.C. Team Westinghouse ran away with the title at the **7th Annual Mid-Atlantic Corporate Relays**. The cooperation extended by Gallaudet University has been the setting for four (4) years of intense competition and fun by the teams participating. The event was sponsored by the Mid-Atlantic Corporate Athletic Associations, an affiliate of the United States Corporate Athletics Association (USCAA).

The variety of the fourteen (14) events places a responsibility on the team captain to meet the road races and track events. The females remain the dominant force behind the teams. The level of performance of a team equals the level of performance of each member. The runners range from the novice to the experienced track athlete. This year sixteen (16) teams participated.

The race day officiating was conducted by the Montgomery County Road Runners Club. The weather was typical for June, projected high humidity, temperature range of 65 to 83 degrees. The sports drink EXCEED was available to replace those fluids and assisted in maintaining the needed energy level.

The ladies started the morning with 5K over a three loop course. The lead position at the start was assumed by regular Laura Gaydos of General Electric. Gaydos had winning on the mind but hanging back in fourth position for half of the event was **Mary Gaylord** of American Management Systems. Gaylord made a move on the back portion of the course. Once in control, Gaylord maintained the lead to finish with 18:34 followed closely by Gaydos with 18:42. The third position was captured by Laura Cameron of Westinghouse with 18:45.

The course record at Gallaudet stands at 17:35 (1988, Lorraine Hochella of Tenneco). The first master was **Sharon Hamilton - Dolan** (8th overall) of IBM with 19:55 which is the new master's course record. The 5K had 47 finishers.

Within minutes after the finish of the 5K the men started their six (6) loop 10K event. The three (3) time winner and course record holder at Gallaudet (33:12) Chris Samley of General Electric returned to capture title number four. In 1985, Samley set a 32:11 at the course in Columbia, Maryland. Samley set out on a demanding pace which after the first loop opened about a 100-yard lead. The second loop was painting a nice picture for Samley but on the third loop a leatherneck (U.S. Marine) was within striking distance. As **Bill Halliday** of USMC Henderson Hall passed a fellow Marine called out, "You can catch him sir." Halliday, obeying orders by the fourth loop, had command and placed Samley 100 yards back; there was to be no reversal or come back. Halliday pressed hard to finish with a new course record for Gallaudet at 33:00. Samley finished a strong second with 33:16. Team mate Robert Goodman (General Electric) was third with 33:56.

The master record of 37:27 was set in 1988 (Bob Johnson of COMSAT) was lowered to 35:30 by **Allen Gamber** of USMC Henderson Hall (9th overall). The 10K had 98 finishers.

The setting changed to the track for the balance of the twelve (12) events which would require a mixture of male, female and coed teams. At the conclusion of each event the overall lead was constantly changing and positions being separated by one point.

There were other records which fell, the Women's 800 Meter Team race saw the Westinghouse team lower the 1988 time of 5:00 (General Electric) to 4:58.

The TENNECO team lowered their 1989 record of 3:53 to 3:52 for the Sub-Master's Sprint Relay (legs of 200 meters, 200, 400, and 800 meters). The time in the President's Relay (800 meters, 400, 1600 meters) was lowered from the 1988 time of 9:12 (American Management Systems) to 8:56 by the team from USMC Henderson Hall.

The field events were added this year as non-scoring, in 1991 they will count towards the team's overall score. The men's long jump saw C. Russel of General Electric jump 21.27 feet, while for the females Gill of Potomac Electric and Power Company made it 13.65 feet. The men's shot put saw Johns of General Electric make a distance of 47.3 feet while Jennifer Walz of General Electric made it 31.3 feet.

A note of special thanks to athletic assistant Dave Ellam of Gallaudet University and medical coverage by Lee Stone (member of the Northern Virginia Sports Medicine Association). Random awards were donated by Runner's World and Sportwide. The Greenbelt Marriott provided the accommodations for the out-of-town runners. Thanks to all who participated.

The top ten teams were:

	<u>Total Points</u>
Westinghouse	612
DuPont	529
USMC Henderson Hall	527
General Electric	521
Potomac Electric Power Company	521
TENNECO	511
Marriott	476
American Management Systems	423
Logistic Management Institute	358
I.I.T Research Institute	318

MID-ATLANTIC CORPORATE CUP
 Gallaudet College Washington DC 2 June 1990
 5 K FEMALE RESULTS

PLACE	DIV/TOT	NAME	AGE	COMPANY	TIME	PACE
1	1/16	GAYLORD, MARY	26	AMERICAN MANAGEMENT	0:18:34	5:59
2	2/16	GAYDOS, LAURA	29	GENERAL ELECTRIC	0:18:42	6:01
3	1/13	CAMERON, LAURA	30	WESTINGHOUSE	0:18:45	6:02
4	3/16	HENDERSON, NANCY	29	DUPONT	0:18:48	6:03
5	1/8	BAIRD, CYNTHIA	36	WESTINGHOUSE	0:19:07	6:09
6	2/8	HARRISON, DONNA	38	BELL ATLANTIC	0:19:22	6:14
7	4/16	PRATT, KAREN	26	GENERAL ELECTRIC	0:19:34	6:18
8	1/3	HAMILTON-DOLAN, SHARON	48	IBM CORPORATION	0:19:55	6:25
9	5/16	PINGAR, MICHELE	28	GENERAL ELECTRIC	0:20:12	6:30
10	1/6	SIEGEL, DIANNE	40	WESTINGHOUSE	0:20:34	6:37
11	6/16	MCCULLOUGH, MARY	25	AMERICAN MANAGEMENT	0:20:39	6:39
12	7/16	POULDS, LORI	27	IBM CORPORATION	0:20:54	6:44
13	2/13	RUSSELL, ANNE	31	CENSUS STRIDERS	0:21:00	6:46
14	3/13	CHUYATE, ROLLENA	32	CENSUS STRIDERS	0:21:11	6:49
15	4/13	CHUYATE, ROLENDA	31	CENSUS STRIDERS	0:21:15	6:50
16	2/6	RELYEA, NOEL	44	DUPONT	0:21:23	6:53
17	8/16	GRILLO, JEANNE	28	AMERICAN MANAGEMENT	0:21:29	6:55
18	3/8	GIAMPIETRO, KATHLEEN	35	DUPONT	0:22:19	7:11
19	9/16	COX, SUZANNE	28	AERONAUTICAL RADIO I	0:22:30	7:15
20	3/6	ARNOLD, BARBARA	42	MARRIOTT CORP	0:22:30	7:15
21	4/8	DIFEROTNANDO, DEBORAH	35	USMC HENDERSON HALL	0:22:41	7:18
22	5/13	COLLERAN, PATRICIA	33	AT&T	0:22:53	7:22
23	4/6	ST CLAIR, CHRISTY	41	AT&T	0:22:59	7:24
24	10/16	REVESMAN, CYNTHIA	29	POTOMAC ELECTRIC POW	0:23:04	5
25	11/16	VESEY, KAREN	26	AMERICAN MANAGEMENT	0:23:14	7:29
26	12/16	OLIVER, HELEN	28	USMC HENDERSON HALL	0:23:17	7:30
27	13/16	JANKOWSKI, CHRISTINE	27	NEWPORT NEWS SHIPBLD	0:23:21	7:31
28	5/6	COMMISSO, ROBERTA	42	AT&T	0:23:42	7:38
29	6/13	WILLIS, MARGARET	30	AT&T	0:24:05	7:45
30	5/8	KRISTIANSON, LYNN	39	HQ, USAISSC	0:24:07	7:46
31	6/8	ALMQUIST, KAREN	36	POTOMAC ELECTRIC POW	0:24:23	7:51
32	7/13	DELMAR, DEBRA	32	AMERICAN MANAGEMENT	0:24:43	7:57
33	8/13	JACKO, SHARON	34	USMC HENDERSON HALL	0:24:50	8:00
34	7/8	MARTINEZ, KRISTIN	36	POTOMAC ELECTRIC POW	0:24:53	8:01
35	2/3	NOVAK, JAN	46	MARRIOTT CORP	0:24:57	8:02
36	6/6	DEITZER, LILLIAN	44	CENSUS STRIDERS	0:25:00	8:03
37	14/16	ROSSI, TAMMY	26	NEWPORT NEWS SHIPBLD	0:25:15	8:08
38	3/3	WHITTIER, DIANE	46	WESTINGHOUSE	0:25:57	8:21
39	9/13	SELKE, PAMELA	30	POTOMAC ELECTRIC POW	0:26:46	8:37
40	10/13	MCMENNEMIN, SHERRY	31	MARRIOTT CORP	0:26:59	8:41
41	11/13	SCHROEDER, MARY	30	POTOMAC ELECTRIC POW	0:27:13	8:46
42	12/13	MCGUIGAN, SULMA	33	XEROX	0:27:55	8:59
43	13/13	GRIFFITH, TERESSA	33	HQ, USAISSC	0:29:00	9:20
44	15/16	LUKSCHANDER, LYNDA	27	HQ, USAISSC	0:30:44	9:53
45	1/1	HOLT, GWEN	58	NEWPORT NEWS SHIPBLD	0:32:12	10:22
46	16/16	JOBE, JANETTE	27	IITRI	0:33:09	10:40
47	8/8	HURWITZ, JAKI	38	HQ, USAISSC	0:33:34	10:48

Female Age-group Results of the 5K Road Race

FEMALE AGE GROUP: 25 AND UNDER

FEMALE AGE GROUP: 25 TO 29

1 GAYLORD, MARY	26 AMERICAN MANAGEMENT SYSTEMS	0:18:34
2 GAYDOS, LAURA	29 GENERAL ELECTRIC	0:18:42
3 HENDERSON, NANCY	29 DUPONT	0:18:48
4 PRATT, KAREN	26 GENERAL ELECTRIC	0:19:34
5 PINGAR, MICHELE	28 GENERAL ELECTRIC	0:20:12
6 MCCULLOUGH, MARY	25 AMERICAN MANAGEMENT SYSTEMS	0:20:39
7 POULOS, LORI	27 IBM CORPORATION	0:20:54
8 GRILLO, JEANNE	28 AMERICAN MANAGEMENT SYSTEMS	0:21:29
9 COX, SUZANNE	28 AERONAUTICAL RADIO INC (ARINC)	0:22:30
10 REVESMAN, CYNTHIA	29 POTOMAC ELECTRIC POWER (PEPCO)	0:23:04
11 VESEY, KAREN	26 AMERICAN MANAGEMENT SYSTEMS	0:23:14
12 OLIVER, HELEN	28 USMC HENDERSON HALL	0:23:17
13 JANKOWSKI, CHRISTINE	27 NEWPORT NEWS SHIPBLD (TENNECO)	0:23:21
14 ROSSI, TAMMY	26 NEWPORT NEWS SHIPBLD (TENNECO)	0:25:15
15 LUKSCHANDER, LYNDA	27 HQ, USAISSC	0:30:44
16 JOBE, JANETTE	27 IITRI	0:33:09

FEMALE AGE GROUP: 30 TO 34

1 CAMERON, LAURA	30 WESTINGHOUSE	0:18:45
2 RUSSELL, ANNE	31 CENSUS STRIDERS	0:21:00
3 CHUYATE, ROLLENA	32 CENSUS STRIDERS	0:21:11
4 CHUYATE, ROLENDIA	31 CENSUS STRIDERS	0:21:15
5 COLLERAN, PATRICIA	33 AT&T	0:22:53
6 WILLIS, MARGARET	30 AT&T	0:24:05
7 DELMAR, DEBRA	32 AMERICAN MANAGEMENT SYSTEMS	0:24:43
8 JACKO, SHARON	34 USMC HENDERSON HALL	0:24:50
9 SELKE, PAMELA	30 POTOMAC ELECTRIC POWER (PEPCO)	0:26:46
10 MCMENNEMIN, SHERRY	31 MARRIOTT CORP	0:26:59
11 SCHROEDER, MARY	30 POTOMAC ELECTRIC POWER (PEPCO)	0:27:13
12 MCGUIGAN, SULMA	33 XEROX	0:27:55
13 GRIFFITH, TERESSA	33 HQ, USAISSC	0:29:00

FEMALE AGE GROUP: 35 TO 39

1 BAIRD, CYNTHIA	36 WESTINGHOUSE	0:19:07
2 HARRISON, DONNA	38 BELL ATLANTIC	0:19:22
3 GIAMPIETRO, KATHLEEN	35 DUPONT	0:22:19
4 DIFEROTNANDO, DEBORAH	35 USMC HENDERSON HALL	0:22:41
5 KRISTIANSON, LYNN	39 HQ, USAISSC	0:24:07
6 ALMQUIST, KAREN	36 POTOMAC ELECTRIC POWER (PEPCO)	0:24:23
7 MARTINEZ, KRISTIN	36 POTOMAC ELECTRIC POWER (PEPCO)	0:24:53
8 HURWITZ, JAKI	38 HQ, USAISSC	0:33:34

FEMALE AGE GROUP: 40 TO 44

1 SIEGEL, DIANNE	40 WESTINGHOUSE	0:20:34
2 RELYEA, NOEL	44 DUPONT	0:21:23
3 ARNOLD, BARBARA	42 MARRIOTT CORP	0:22:30
4 ST CLAIR, CHRISTY	41 AT&T	0:22:59
5 COMMISSO, ROBERTA	42 AT&T	0:23:42
6 DEITZER, LILLIAN	44 CENSUS STRIDERS	0:25:00

FEMALE AGE GROUP: 45 TO 49

1 HAMILTON-DOLAN, SHARON	48 IBM CORPORATION	0:19:55
2 NOVAK, JAN	46 MARRIOTT CORP	0:24:57
3 WHITTIER, DIANE	46 WESTINGHOUSE	0:25:57

FEMALE AGE GROUP: 50 TO 54

FEMALE AGE GROUP: 55 AND OVER

1 HOLT, GWEN	58 NEWPORT NEWS SHIPBLD (TENNECO)	0:32:12
--------------	-----------------------------------	---------

MID-ATLANTIC CORPORATE CUP

Gallaudet College Washington DC 2 June 1990

10K MALE RESULTS

PLACE	DIV/TOT	NAME	AGE	COMPANY	TIME	PACE
1	1/9	HALLIDAY, BILL	35	USMC HENDERSON HALL	0:33:00	5:19
2	1/12	SAMLEY, CHRIS	28	GENERAL ELECTRIC	0:33:16	5:21
3	2/12	GOODMAN, ROBERT	27	GENERAL ELECTRIC	0:33:56	5:28
4	1/19	RODEY, STEVEN	33	NEWPORT NEWS SHIPBLD	0:34:08	5:30
5	3/12	BAILEY, THOM	25	USMC HENDERSON HALL	0:34:17	5:31
6	4/12	EGOLF, STEVE	27	WESTINGHOUSE	0:34:30	5:33
7	2/19	CAVANAUGH, KYLE	31	AT&T	0:34:34	5:34
8	3/19	PRICE, JIMMY	30	USMC HENDERSON HALL	0:34:45	5:36
9	1/16	GAMBER, ALLEN	46	USMC HENDERSON HALL	0:35:30	5:43
10	5/12	MYRKA, JOHN	26	USMC HENDERSON HALL	0:35:34	5:43
11	4/19	ASCENZ, MICHAEL	33	WESTINGHOUSE	0:35:58	5:47
12	1/19	WIND, JACOB	40	AMERICAN MANAGEMENT	0:36:19	5:51
13	1/4	TIGANI, MICHAEL	23	DUPONT	0:36:26	5:52
14	1/12	AMATO, DICK	51	WESTINGHOUSE	0:36:35	5:53
15	5/19	KOENIG, MARK	34	DUPONT	0:36:42	5:54
16	2/16	STOTLAR, RICHARD	49	AT&T	0:37:03	5:58
17	6/12	JONES, DAVID	25	NEWPORT NEWS SHIPBLD	0:37:11	5:59
18	2/19	LANE, BEN	44	USMC HENDERSON HALL	0:37:59	6:07
19	2/9	UNDERWOOD, JAMES	38	NEWPORT NEWS SHIPBLD	0:38:03	6:07
20	6/19	SCHRICHTE, STEFAN	33	IBM CORPORATION	0:38:13	6:09
21	3/19	DEMANGONE, BARRY	43	WESTINGHOUSE	0:38:18	6:10
22	3/9	HARDCASTLE, TOM	37	LOGISTIC MGMT INSTIT	0:38:23	6:11
23	7/19	LEROUX, VERNON	34	IBM CORPORATION	0:38:27	6:11
24	8/19	HARTMAN, JAMES	31	CENSUS STRIDERS	0:39:06	6:18
25	2/12	GEISENDAFFER, EDWIN	50	WESTINGHOUSE	0:39:13	6:19
26	9/19	WHITE, GLENN	34	CENSUS STRIDERS	0:39:20	6:20
27	3/16	SWINDLER, DONALD	45	WESTINGHOUSE	0:39:43	6:24
28	3/12	ANDERSON, JEROME	51	GENERAL ELECTRIC	0:40:03	6:27
29	4/16	SHANKLIN, FRED	49	POTOMAC ELECTRIC POW	0:40:04	6:27
30	4/12	NAPOLEON, FRANK	50	DUPONT	0:40:09	6:28
31	10/19	BACHMAN, TOVEY	34	LOGISTIC MGMT INSTIT	0:40:11	6:28
32	7/12	WATERS, CRAIG	28	LOGISTIC MGMT INSTIT	0:40:20	6:29
33	4/9	RYAN, RICK	38	GENERAL ELECTRIC	0:40:33	6:32
34	4/19	LENSER, ERIC	41	POTOMAC ELECTRIC POW	0:40:40	6:33
35	11/19	LOEHLE, JOSEPH	32	AMERICAN MANAGEMENT	0:40:42	6:33
36	8/12	RUBIN, BILL	26	AMERICAN MANAGEMENT	0:40:46	6:34
37	12/19	KIRKLAND, WALTER	32	XEROX	0:40:50	6:34
38	5/19	TRIMBLE, JOHN	41	CENSUS STRIDERS	0:40:51	6:34
39	6/19	MORGAN, ROBERT	40	NEWPORT NEWS SHIPBLD	0:40:52	6:35
40	5/16	DURHAM, JIM	48	MARRIOTT CORP	0:41:14	6:38
41	5/9	COHEN, GARY	39	POTOMAC ELECTRIC POW	0:41:17	6:39
42	5/12	KILBURG, CARL	54	MARRIOTT CORP	0:41:20	6:39
43	13/19	FISHER, PATRICK	33	AERONAUTICAL RADIO I	0:41:22	6:39
44	7/19	COOPER, WALTER	44	LOGISTIC MGMT INSTIT	0:41:27	6:40
45	6/9	DELOZIER, JEFFREY	37	POTOMAC ELECTRIC POW	0:41:34	6:41
46	8/19	BUSHERY, JOHN	44	CENSUS STRIDERS	0:41:47	6:43
47	6/12	KEENAN, JAMES	51	LOGISTIC MGMT INSTIT	0:41:53	6:44
48	6/16	BROWN, MARTIN	48	DUPONT	0:41:54	6:45
49	7/9	KURTZ, JEFF	38	WYATT COMPANY	0:41:57	6:45
50	1/7	CUNKELMAN, WILLIS	58	WESTINGHOUSE	0:42:19	6:49

MID-ATLANTIC CORPORATE CUP

Gallaudet College Washington DC 2 June 1990

10K MALE RESULTS

PLACE	DIV/TOT	NAME	AGE	COMPANY	TIME	PACE
51	2/7	DICKERSON, LAWRENCE	58	GENERAL ELECTRIC	0:42:27	6:50
52	9/12	KENNEDY, LOU	29	AT&T	0:42:32	6:51
53	10/12	WILLIAMS, ALLEN	29	IBM CORPORATION	0:42:34	6:51
54	14/19	MADDEN, MICHAEL	32	AERONAUTICAL RADIO I	0:42:58	6:55
55	8/9	GOODWYN, GEORGE	38	IITRI	0:43:05	6:56
56	3/7	WHITE, ROBERT	66	NEWPORT NEWS SHIPBLD	0:43:17	6:58
57	9/19	KORPUSIK, FRANK	44	CENSUS STRIDERS	0:43:18	6:58
58	15/19	MCHATTON, JOSEPH	34	HQ, USAISSC	0:43:26	6:59
59	10/19	LOWE, WILLIAM	42	POTOMAC ELECTRIC POW	0:43:34	7:01
60	16/19	SCHMIDT, JOE	30	WYATT COMPANY	0:43:35	7:01
61	7/16	NORTON, BILL	47	AT&T	0:43:37	7:01
62	17/19	LABOVICH, GARY	31	AMERICAN MANAGEMENT	0:44:14	7:07
63	11/12	PYPEL, JOHN	26	GENERAL ELECTRIC	0:44:28	7:09
64	4/7	KENNY, WILLIAM	57	WESTINGHOUSE	0:44:37	7:11
65	5/7	DONNELLY, THOM	58	AT&T	0:44:43	7:12
66	8/16	SCHILLER, RICHARD	45	HQ, USAISSC	0:45:03	7:15
67	7/12	LUTZ, ED	50	AERONAUTICAL RADIO I	0:45:33	7:20
68	18/19	GARDNER, RICHARD	32	DUPONT	0:45:36	7:20
69	2/4	POTTS, ROSS	21	HQ, USAISSC	0:45:50	7:23
70	8/12	WARD, AL	50	AERONAUTICAL RADIO I	0:45:57	7:24
71	11/19	MUEHL, JOHN	41	WYATT COMPANY	0:46:05	7:25
72	12/19	JANIEC, KEN	41	MARRIOTT CORP	0:46:34	7:30
73	9/16	HAGGETT, GORDON	49	IBM CORPORATION	0:46:40	7:31
74	9/12	RALSTON, ARTHUR	51	IBM CORPORATION	0:47:06	7:35
75	10/16	JACOBY, FRED	48	AERONAUTICAL RADIO I	0:47:27	7:38
76	13/19	OM, R	43	GENERAL ELECTRIC	0:47:40	7:40
77	11/16	MCKENNA, STEVE	49	MARRIOTT CORP	0:47:49	7:42
78	12/16	NASTEFF, ROGER	46	AERONAUTICAL RADIO I	0:47:50	7:42
79	6/7	CROCKETT, DAVID	57	NEWPORT NEWS SHIPBLD	0:48:03	7:44
80	14/19	BOERO, LOUIS	41	WYATT COMPANY	0:48:05	7:44
81	15/19	MURRAY, DENNIS	42	IBM CORPORATION	0:48:15	7:46
82	3/4	LUKSCHANDER, SAMUEL	24	HQ, USAISSC	0:48:23	7:47
83	19/19	CAROLAN, PAUL	31	MARRIOTT CORP	0:48:37	7:49
84	13/16	OXFORD, BARRY	49	HQ, USAISSC	0:49:21	7:57
85	10/12	STEIN, WILLIAM	54	IBM CORPORATION	0:49:50	8:01
86	16/19	MENZIES, WILSON	41	MARRIOTT CORP	0:49:52	8:02
87	17/19	GERRARD, STEVE	40	MARRIOTT CORP	0:49:59	8:03
88	12/12	MARTIN, RON	29	AERONAUTICAL RADIO I	0:50:00	8:03
89	14/16	BARRETTO, SKIP	48	IBM CORPORATION	0:50:13	8:05
90	9/9	MACK, STEVE	38	CENSUS STRIDERS	0:50:21	8:06
91	11/12	PULVER, WILLIAM	52	HQ, USAISSC	0:50:36	8:09
92	18/19	COHEN, MARK	41	HQ, USAISSC	0:50:41	8:09
93	4/4	ST. PETER, KEITH	22	HQ, USAISSC	0:50:48	8:11
94	19/19	BUMGARNER, REED	40	POTOMAC ELECTRIC POW	0:52:10	8:24
95	15/16	GUERRIERI, VINCENT	47	BELL ATLANTIC	0:52:46	8:30
96	7/7	KLINGER, CHARLES	56	POTOMAC ELECTRIC POW	0:55:29	8:56
97	16/16	KELLY, JAMES	47	AMERICAN MANAGEMENT	0:59:08	9:31
98	12/12	OSBORNE, DEWITT	50	LOGISTIC MGMT INSTIT	0:59:26	9:34

MID-ATLANTIC CORPORATE CUP
 Mage Age-group Results of the 10K Road Race

MALE AGE GROUP: 25 AND UNDER

1	TIGANI, MICHAEL	23 DUPONT	0:36:26
2	POTTS, ROSS	21 HQ, USAISSC	0:45:50
3	LUKSCHANDER, SAMUEL	24 HQ, USAISSC	0:48:23
4	ST. PETER, KEITH	22 HQ, USAISSC	0:50:48

MALE AGE GROUP: 25 TO 29

1	SAMLEY, CHRIS	28 GENERAL ELECTRIC	0:33:16
2	GOODMAN, ROBERT	27 GENERAL ELECTRIC	0:33:56
3	BAILEY, THOM	25 USMC HENDERSON HALL	0:34:17
4	EGOLF, STEVE	27 WESTINGHOUSE	0:34:30
5	MYRKA, JOHN	26 USMC HENDERSON HALL	0:35:34
6	JONES, DAVID	25 NEWPORT NEWS SHIPBLD (TENNECO)	0:37:11
7	WATERS, CRAIG	28 LOGISTIC MGMT INSTITUTE	0:40:20
8	RUBIN, BILL	26 AMERICAN MANAGEMENT SYSTEMS	0:40:46
9	KENNEDY, LOU	29 AT&T	0:42:32
10	WILLIAMS, ALLEN	29 IBM CORPORATION	0:42:34
11	PYPEL, JOHN	26 GENERAL ELECTRIC	0:44:28
12	MARTIN, RON	29 AERONAUTICAL RADIO INC (ARINC)	0:50:00

MALE AGE GROUP: 30 TO 34

1	RODEY, STEVEN	33 NEWPORT NEWS SHIPBLD (TENNECO)	0:34:08
2	CAVANAUGH, KYLE	31 AT&T	0:34:34
3	PRICE, JIMMY	30 USMC HENDERSON HALL	0:34:45
4	ASCENZ, MICHAEL	33 WESTINGHOUSE	0:35:58
5	KOENIG, MARK	34 DUPONT	0:36:42
6	SCHRICHTE, STEFAN	33 IBM CORPORATION	0:38:13
7	LEROUX, VERNON	34 IBM CORPORATION	0:38:27
8	HARTMAN, JAMES	31 CENSUS STRIDERS	0:39:06
9	WHITE, GLENN	34 CENSUS STRIDERS	0:39:20
10	BACHMAN, TOVEY	34 LOGISTIC MGMT INSTITUTE	0:40:11
11	LOEHLE, JOSEPH	32 AMERICAN MANAGEMENT SYSTEMS	0:40:42
12	KIRKLAND, WALTER	32 XEROX	0:40:50
13	FISHER, PATRICK	33 AERONAUTICAL RADIO INC (ARINC)	0:41:22
14	MADDEN, MICHAEL	32 AERONAUTICAL RADIO INC (ARINC)	0:42:58
15	MCHATTON, JOSEPH	34 HQ, USAISSC	0:43:26
16	SCHMIDT, JOE	30 WYATT COMPANY	0:43:35
17	LABOVICH, GARY	31 AMERICAN MANAGEMENT SYSTEMS	0:44:14
18	GARDNER, RICHARD	32 DUPONT	0:45:36
19	CAROLAN, PAUL	31 MARRIOTT CORP	0:48:37

MALE AGE GROUP: 35 TO 39

1	HALLIDAY, BILL	35 USMC HENDERSON HALL	0:33:00
2	UNDERWOOD, JAMES	38 NEWPORT NEWS SHIPBLD (TENNECO)	0:38:03
3	HARDCASTLE, TOM	37 LOGISTIC MGMT INSTITUTE	0:38:23
4	RYAN, RICK	38 GENERAL ELECTRIC	0:40:33
5	COHEN, GARY	39 POTOMAC ELECTRIC POWER (PEPCO)	0:41:17
6	DELOZIER, JEFFREY	37 POTOMAC ELECTRIC POWER (PEPCO)	0:41:34
7	KURTZ, JEFF	38 WYATT COMPANY	0:41:57
8	GOODWYN, GEORGE	38 IITRI	0:43:05
9	MACK, STEVE	38 CENSUS STRIDERS	0:50:21

1	WIND, JACOB	40	AMERICAN MANAGEMENT SYSTEMS	0:36:19
2	LANE, BEN	44	USMC HENDERSON HALL	0:37:59
3	DEMANGONE, BARRY	43	WESTINGHOUSE	0:38:18
4	LENSER, ERIC	41	POTOMAC ELECTRIC POWER (PEPCO)	0:40:40
5	TRIMBLE, JOHN	41	CENSUS STRIDERS	0:40:51
6	MORGAN, ROBERT	40	NEWPORT NEWS SHIPBLD (TENNECO)	0:40:52
7	COOPER, WALTER	44	LOGISTIC MGMT INSTITUTE	0:41:27
8	BUSHERY, JOHN	44	CENSUS STRIDERS	0:41:47
9	KORPUSIK, FRANK	44	CENSUS STRIDERS	0:43:18
10	LOWE, WILLIAM	42	POTOMAC ELECTRIC POWER (PEPCO)	0:43:34
11	MUEHL, JOHN	41	WYATT COMPANY	0:46:05
12	JANIEC, KEN	41	MARRIOTT CORP	0:46:34
13	OM, R	43	GENERAL ELECTRIC	0:47:40
14	BOERO, LOUIS	41	WYATT COMPANY	0:48:05
15	MURRAY, DENNIS	42	IBM CORPORATION	0:48:15
16	MENZIES, WILSON	41	MARRIOTT CORP	0:49:52
17	GERRARD, STEVE	40	MARRIOTT CORP	0:49:59
18	COHEN, MARK	41	HQ, USAISSC	0:50:41
19	BUMGARNER, REED	40	POTOMAC ELECTRIC POWER (PEPCO)	0:52:10

MALE AGE GROUP: 45 TO 49

1	GAMBER, ALLEN	46	USMC HENDERSON HALL	0:35:30
2	STOTLAR, RICHARD	49	AT&T	0:37:03
3	SWINDLER, DONALD	45	WESTINGHOUSE	0:39:43
4	SHANKLIN, FRED	49	POTOMAC ELECTRIC POWER (PEPCO)	0:40:04
5	DURHAM, JIM	48	MARRIOTT CORP	0:41:14
6	BROWN, MARTIN	48	DUPONT	0:41:54
7	NORTON, BILL	47	AT&T	0:43:37
8	SCHILLER, RICHARD	45	HQ, USAISSC	0:45:03
9	HAGGETT, GORDON	49	IBM CORPORATION	0:46:40
10	JACOBY, FRED	48	AERONAUTICAL RADIO INC (ARINC)	0:47:27
11	MCKENNA, STEVE	49	MARRIOTT CORP	0:47:49
12	NASTEFF, ROGER	46	AERONAUTICAL RADIO INC (ARINC)	0:47:50
13	OXFORD, BARRY	49	HQ, USAISSC	0:49:21
14	BARRETTO, SKIP	48	IBM CORPORATION	0:50:13
15	GUERRIERI, VINCENT	47	BELL ATLANTIC	0:52:46
16	KELLY, JAMES	47	AMERICAN MANAGEMENT SYSTEMS	0:59:08

MALE AGE GROUP: 50 TO 54

1	AMATO, DICK	51	WESTINGHOUSE	0:36:35
2	GEISENDAFFER, EDWIN	50	WESTINGHOUSE	0:39:13
3	ANDERSON, JEROME	51	GENERAL ELECTRIC	0:40:03
4	NAPOLEON, FRANK	50	DUPONT	0:40:09
5	KILBURG, CARL	54	MARRIOTT CORP	0:41:20
6	KEENAN, JAMES	51	LOGISTIC MGMT INSTITUTE	0:41:53
7	LUTZ, ED	50	AERONAUTICAL RADIO INC (ARINC)	0:45:33
8	WARD, AL	50	AERONAUTICAL RADIO INC (ARINC)	0:45:57
9	RALSTON, ARTHUR	51	IBM CORPORATION	0:47:06
10	STEIN, WILLIAM	54	IBM CORPORATION	0:49:50
11	PULVER, WILLIAM	52	HQ, USAISSC	0:50:36
12	OSBORNE, DEWITT	50	LOGISTIC MGMT INSTITUTE	0:59:26

MALE AGE GROUP: 55 AND OVER

1	CUNKELMAN, WILLIS	58	WESTINGHOUSE	0:42:19
2	DICKERSON, LAWRENCE	58	GENERAL ELECTRIC	0:42:27
3	WHITE, ROBERT	66	NEWPORT NEWS SHIPBLD (TENNECO)	0:43:17
4	KENNY, WILLIAM	57	WESTINGHOUSE	0:44:37
5	DONNELLY, THOM	58	AT&T	0:44:43
6	CROCKETT, DAVID	57	NEWPORT NEWS SHIPBLD (TENNECO)	0:48:03
7	KLINGER, CHARLES	56	POTOMAC ELECTRIC POWER (PEPCO)	0:55:29

EVENT #3

DISTANCE RELAY 1600M, 800M, 1600M (Master) 3200M, 1600M

	TEAM	TIME		
* 1	Westinghouse	26:11	RECORD	25:45
* 2	USMC Henderson Hall	26:51		
* 3	DuPont	27:16	YEAR	1988
* 4	General Electric	27:19		
* 5	Potomac Electric Power Company	27:25	Westinghouse	
6	TENNECO Newport News Shipbuilders	28:02		
7	IBM	29:17		
8	Marriott	29:19		
9	U.S. Army ISSC	33:36		
10	Logistic Management Institute	34:24		
11	I.I.T. Research Institute (IITRI)	35:00		
12	Wyatt Company	36:02		
13	American Management Systems	36:28		

EVENT #4

SUB-MASTERS DISTANCE RELAY 800M, 400M, 1200, 1600M

4 runners all over 30 (1 female + 2 over 35)

1	TENNECO	11:37		
2	Westinghouse	11:48	RECORD	11:16
3	Potomac Electric Power Company	11:59		
4	Logistic Management Institute	12:00	YEAR	1988
5	General Electric	12:34		
6	USMC Henderson Hall	12:40	Westinghouse	
7	Marriott	13:27		
8	DuPont	13:43		
9	AT&T	14:06		
10	U.S. Army ISSC	14:07		
11	IBM	14:32		
12	American Management Systems	15:16		
13	Wyatt Company	15:51		
14	I.I.T. Research Institute	16:37		

EVENT #5

WOMEN'S 800 METER TEAM RACE (2 runners at the same time, times added)

1	Westinghouse	4:58		
2	General Electric	5:14	NEW RECORD	4:58
3	DuPont	5:21		
4	American Management Systems	5:30	YEAR	1990
5	Bureau of Census	5:49		
6	Potomac Electric Power Company	5:54		
7	IBM	6:01		
8	USMC Henderson Hall	6:06		
9	AT&T	6:12		
10	TENNECO	6:47		
11	Marriott	6:48		
12	I.I.T. Research Institute	7:02		

EVENT #6

3 LAP SPRINT 200M, 200M, 400M, 400M (Minimum 1 female)

1	TENNECO	2:32		
2	Bureau of Census	2:40	RECORD	2:31
3	Potomac Electric Power Company	2:41		
4	General Electric	2:47	YEAR	1986
5	Westinghouse	2:48		
6	IBM	2:50	TENNECO	
7	USMC Henderson Hall	2:53		
8	U.S. Army ISSC	2:56		
9	Marriott	3:00		
10	DuPont	3:01		
11	AT&T	3:02		
12	Logistic Management Institute	3:03		
13	American Management Systems	3:05		
14	Wyatt Company	3:06		
15	I.I.T. Research Institute	3:07		

EVENT #7

EXECUTIVE RELAY 800M, 400M, 1600M, 3200M (30 year+ manager of managers)

1	DuPont	19:21		
2	Westinghouse	19:30	RECORD	18:55
3	TENNECO	20:33		
4	USMC Henderson Hall	20:57	YEAR	1989
5	Potomac Electric Power Company	21:35		
6	Marriott	21:51	DuPont	
7	U.S. Army ISSC	22:18		
8	General Electric	22:34		
9	American Management Systems	22:43		
10	I.I.T. Research Institute	24:03		
11	Logistic Management Institute	26:08		

EVENT #8

MEN'S MILE TEAM RACE 2 runners with times summed

1	Westinghouse	8:53		
2	General Electric	9:22	RECORD	8:43
3	Potomac Electric Power Company	9:36		
4	Logistic Management Institute	9:41	YEAR	1986
5	USMC Henderson Hall	9:42		
6	DuPont	9:43	Westinghouse	
7	TENNECO	9:51		
8	Marriott	9:53		
9	IBM	9:57		
10	I.I.T. Research Institute	10:24		
11	American Management Systems	10:47		
12	Bureau of Census	11:39		
13	Wyatt Company	12:31		
14	U.S. Army ISSC	13:53		

EVENT #9

WOMEN'S RELAY 400M, 800M, 400M

1	Westinghouse	4:51		
2	General Electric	4:57	RECORD	4:37
3	DuPont	5:01		
4	American Management Systems	5:10	YEAR	1986
5	Marriott	5:45		
6	AT&T	5:48	TENNECO	
7	Potomac Electric Power Company	5:49		
8	USMC Henderson Hall	5:53		
9	IBM	5:55		
10	I.I.T. Research Institute	6:08		
11	TENNECO	8:06		

EVENT #10

SUB-MASTER'S SPRINT RELAY 200M, 200M, 400M, 800

All 30+, minimum 1 female in addition to 2 35+.

1	TENNECO	3:52		
2	Westinghouse	4:01	NEW RECORD	3:52
3	Potomac Electric Power Company	4:02		
4	USMC Henderson Hall	4:19	YEAR	1990
5	DuPont	4:21		
6	Marriott	4:22		
7	General Electric	4:23		
8	Wyatt Company	4:33		
9	Bureau of Census	4:39		
10	IBM	4:40		
11	Logistic Management Institute	4:52		
12	I.I.T. Research Institute	5:06		
13	American Management Systems	5:11		
14	AT&T	5:15		

EVENT #11

PRESIDENT'S RELAY 800M, 400M, 1600M

40+, each an officer or anyone who reports to the president or their direct reports.

1	USMC Henderson Hall	8:56		
2	American Management Systems	9:03	NEW RECORD	8:56
3	Marriott	9:32		
4	DuPont	9:39	YEAR	1990
5	I.I.T. Research Institute	12:04		
6	Logistic Management Institute	12:19		
7	Potomac Electric Power Company	12:31		

EVENT #12

PYRAMID RELAY 400M, 800M, 1200M, 800M, 400M
Minimum 2 females.

1	Westinghouse	9:31		
2	General Electric	9:53	RECORD	9:26
3	TENNECO	10:09		
4	USMC Henderson Hall	10:41	YEAR	1988
5	Potomac Electric Power Company	10:58		
6	Marriott	11:02	WESTINGHOUSE	
7	Bureau Of Census	11:18		
8	DuPont	11:55		
9	Logistics Management Institute	12:34		
10	American Management Systems	12:47		
11	Wyatt Company	12:48		
12	U.S. Army ISSC	12:49		
13	I.I.T. Research Institute	15:14		

EVENT # 13

MASTER'S RELAY 800M, 400M, 800M All runners 40+

1	Westinghouse	5:42		
2	General Electric	5:51	RECORD	5:33
3	DuPont	5:57		
4	Marriott	5:58	YEAR	1989
5	USMC Henderson Hall	6:01		
6	U.S. Army ISSC	6:05	Westinghouse	
7	AT&T	6:13		
8	Potomac Electric Power Company	6:15		
9	American Management Systems	6:36		
10	TENNECO	6:37		
11	Bureau of Census	6:51		
12	Logistic Management Institute	7:00		
13	I.I.T. Research Institute	8:14		

EVENT #14

SPRINT RELAY 200M, 200M, 400M, 400M, 200M, 200M
Minimum 2 females in addition to 1 40+ runner

1	TENNECO	3:28		
2	Potomac Electric Power Company	3:39	TIE RECORD	3:28
3	Westinghouse	3:46		
4	General Electric	3:47	YEAR	1986
5	IBM	3:48		
6	Bureau of Census	3:51	TENNECO	
7	USMC Henderson Hall	3:55		
8	Logistic Management Institute	4:03		
9	DuPont	4:05		
10	Marriott	4:09		
11	Wyatt Company	4:18		
12	American Management Systems	4:20		
13	AT&T	4:25		
14	I.I.T. Research Institute	4:53		

No ages

NON-SCORING FIELD EVENTS

MEN'S LONG JUMP

PLACE

James Norris (TENNECO)	14.40'	14.75'	13.80'		11
Walter Kirkland (Xerox)	20.20'	20.42'	19.97'	21.08'	2
J. Linton (PEPCO)	16.55'	15.55'	16.30'	F	8
Dave Budd (IBM)	17.86'				6
Ebenezer Botchway (PEPCO)	19.65'	19.22'	19.45'	F	3
C. Russell (GE)	19.3'	21.25'	21.27'	21.25'	1
Benson (GE)	15.50'	15.40'	15.93'	F	9
Woodburn (GE)	18.55'	F	18.15'	18.2'	4
Brian Connelly (Westinghouse)	18.35'	18.20'	18.25'	F	5
C. Lewis (GE)	15.3'	14.75'	15.05'	15.47'	10
R. Sheklin (AMS)	17.30'	17.05'	17.43'	17.30'	7

WOMEN'S LONG JUMP

PLACE

Trisa Gill (PEPCO)	12.0'	F	13.65'	13.20'	1
Mia Webb (PEPCO)	12.55'	12.75'	13.20'	12.90'	3
Pamela Wusthof (GE)	12.85'	F	12.55'	13.24'	2
G. Walz (GE)	12.90'	12.90'	12.70'	13.0'	4

MEN'S SHOT PUT

PLACE

Thomas Osborne (TENNECO)	2	44.20'	43.25'	45.60'	43.85'	44.0'
Frank Gregory (TENNECO)	3	38.62'	F	38.42'	39.75'	39.2'
Lawrence Carter (PEPCO)	4	35.95'	37.275'	36.15'	F	35.65
Gregory Romerosa (PEPCO)	5	27.10'	29.55'	29.05'	26.90'	27.75
Johns (GE)	1	45.75'	46.50'	46.27'	47.30'	F
Donald Steppe (TENNECO)	6	28.20'	26.25'	27.75	F	28.3'
John Robinson (GE)	7	23.20'	26.82'	F	F	F

WOMEN'S SHOT PUT

PLACE

Linda Hook (PEPCO)	3	19'3 1/2"	F	20'2 1/4"	19'1 3/4"	
		20'6 3/4"	22'2"			
Debbie Burke (PEPCO)	4	21'2 1/2"	20'7 1/2"	21'5 1/2"	19'4 1/4"	
		20'6 1/2"	F			
Trisa Gill (PEPCO)	2	30'1/4"	27'4 1/2"	31'1 1/4"	29'5"	27'5"
Jennifer Walz (GE)	1	28'6"	29'6 3/4"	30'4 3/4"	31'3"	30'8 3/4"

TEAM RANKINGS FOR 1990

	TEAM NAME	POINTS
1	Westinghouse	612
2	DuPont	529
3	USMC Henderson Hall	527
4	General Electric	521
5	Potomac Electric Power Company	521
6	TENNECO Newport News Shipbuilders	511
7	Marriott	476
8	American Management Systems	423
9	Logistic Management Institute	358
10	I.I.T. Research Institute	318
11	Bureau of Census	313
12	IBM Corporation	294
13	U.S. Army ISSC	279
14	AT&T	275
15	Wyatt Company	184
16	Aeronautical Radio Inc. (ARINC)	21
17	Bell Atlantic	0
18	Xerox	0

RECORDS AT GALLAUDET UNIVERSITY

WOMEN'S 5K OPEN

YEAR	NO.	WINNER	TIME	TEAM
1987	47	Mary Salamone	17:36	IBM
1988	54	Lorraine Hochella	17:35	TENNECO
1989	50	Lorraine Hochella	18:30	TENNECO
1990	47	Mary Gaylord	18:34	AMS

WOMEN'S 5K MASTER

1987		Lena Williams	22:13	U.S. ARMY ISEC
1988		Roberta Commisso	22:12	AT&T
1989		Noel Relyea	21:17	DuPONT
1990		Sharon Hamilton-Dolan	19:55	IBM

MEN'S 10K OPEN

1987	100	Christopher Samley	33:12	GENERAL ELECTRIC
1988	103	Kyle Cavanaugh	33:18	AT&T
1989	85	Christopher Samley	33:30	GENERAL ELECTRIC
1990	98	Bill Halliday	33:00	USMC HENDERSON HALL

MEN'S 10K MASTER

1987		Bobby Bauer	38:18	AMS
1988		Bob Johnson	37:27	COMSAT
1989		Barry Demangone	38:10	WESTINGHOUSE
1990		Allen Gamber	35:30	USMC HENDERSON HALL

ree home runs in a dous- Saturday against the ecame the first Houston accomplish that feat since ejas did it on May 6, was so long ago, Mejias for the Colt .45's, and were the Milwaukee . Since becoming a mem- Dodgers, shortstop Al- n is 10 for 21 with the d, with 28 RBI. In his is 17 for 34 with the d. As a team this season, s are batting .372 with oaded. Since last season, ortstop Cal Ripken has for 24 with the bases a team this season, the e batting .204 with the d. . . .

aturday night was a rough hletics reliever Dennis He allowed a run (his nnings this season) and -2 count on a batter. He allowed a walk in 45½ d 157 batters, dating gust. However, he's 39 rt of the franchise rec- also happens to be the ue record. It's held by d Sox pitching coach Bill hose 84½ walkless in- in August and Septem- s a member of the Kan- hletics. . . . Tigers start- Dan Petry has a 2.72 next lowest ERA for a ter going into the week- ged to Brian DuBois,

ins are 7-0 in one-run season. Only one other ajor league history has er into a season without e-run game: the 1940 St. ns, who lasted until June

a New York Note of the s see, the Mets hired son as manager after fir- Johnson, who immediat- d the possibility of mov- Yankees if (sorry, when) Bucky Dent. Everything r at least normal, in New week. Oh, all right. Mets man/shortstop and slug- ter Howard Johnson has o join the 30-30-30 club. the weekend with eight ne stolen bases and 13

AMERICAN LEAGUE									
TEAM PITCHING									
	ERA	H	ER	BB	SO	SH	SA		
Oakland	2.84	360	135	126	212	6	22		
Chicago	3.11	309	140	145	271	1	19		
California	3.54	431	175	181	279	4	15		
Milwaukee	3.78	418	167	122	215	6	12		
Boston	3.86	398	175	148	270	1	11		
New York	3.88	400	171	153	271	2	10		
Minnesota	3.99	427	188	124	259	5	16		
Cleveland	4.00	410	179	128	212	6	19		
Seattle	4.05	424	201	205	339	0	16		
Baltimore	4.06	424	194	162	216	2	10		
Toronto	4.13	447	205	145	274	1	13		
Kansas City	4.22	433	198	178	319	1	9		
Texas	4.61	419	219	200	263	1	11		
Detroit	4.63	459	228	206	256	1	14		

INDIVIDUAL PITCHING									
3 or more decisions.									
	IP	H	ER	BB	SO	W	L	ERA	
PPerez NY	14	8	3	12	1	2	1	2.29	
Eichhorn Cal	39	28	8	32	0	3	1	3.38	
Nelson Oak	26	17	5	14	1	2	1	3.38	
Bjones Chi	25	21	7	10	7	0	1	4.68	
Stewart Oak	75	62	19	42	8	2	1	2.79	
Williamsn Bat	29	18	13	14	3	1	1	3.86	
LSmith Bsn	14	13	9	17	2	1	1	3.88	
Higuera Mil	52	41	16	40	5	1	1	2.89	
Radinsky Chi	19	8	10	18	4	0	1	3.89	
Black Cle	74	57	17	34	4	2	1	2.94	
Welch Oak	78	63	23	36	7	2	2	2.07	
Thigpen Chi	26	13	8	17	2	2	2	2.08	
Montigny KC	36	27	11	38	4	2	2	2.33	
Farr KC	31	24	13	27	4	2	2	2.30	
Guterman NY	27	22	6	20	2	2	2	2.30	
CFinley Cal	62	49	17	37	2	2	2	2.31	
Leach Min	31	23	7	15	2	1	2	2.32	
Swift Sea	35	43	6	15	2	2	2	2.34	
Bosio Mil	80	66	14	45	4	3	2	2.35	
Hibbard Chi	59	50	14	28	4	3	2	2.43	
Stieb Tor	63	52	15	33	6	2	2	2.43	
Leary NY	68	59	19	35	3	2	2	2.53	
King Chi	55	42	15	26	4	0	2	2.62	
Petry Det	60	51	30	37	4	2	2	2.72	
MWitt NY	39	38	18	30	0	3	2	2.75	
Clemens Bsn	81	60	20	69	8	2	2	2.78	
McCaskill Cal	45	47	21	24	3	2	2	2.80	
Sabrhn KC	72	66	14	44	3	2	2	2.89	
Plunk NY	21	26	14	13	2	1	2	2.95	
Sandris Oak	59	58	23	31	6	2	3	3.07	
Crism Mil	28	28	6	12	2	1	3	2.25	
Olin Cle	25	25	4	16	1	2	3	3.28	
Tapani Min	68	68	12	49	6	3	3	3.31	
Henneman Det	29	27	12	11	1	4	3	4.1	
Guante Cle	21	11	7	16	2	2	3	4.3	
Gordon KC	50	44	31	55	2	3	3	4.4	
GHarris Bsn	44	45	16	25	4	3	3	4.8	
Knudson Mil	54	63	11	15	3	2	3	5.0	
Boddicker Bsn	71	65	19	42	6	3	3	5.53	
Langston Cal	68	53	24	59	3	5	3	5.66	
Hanson Sea	62	65	21	60	5	3	3	6.3	
Hough Tex	69	55	37	34	5	3	3	6.3	
Harvey Cal	25	19	12	23	2	1	3	6.5	
Wegman Mil	29	32	6	20	2	2	3	6.8	
JCRobns NY	24	20	13	14	0	3	3	7.0	
Moyer Tex	31	34	12	18	0	3	3	7.3	
Krueger Mil	19	25	19	16	2	1	3	7.7	
Hickey Bit	12	5	4	10	1	2	3	8.8	
Harnisch Bit	63	60	26	32	5	2	3	8.8	
DWard Tor	39	36	18	41	1	2	3	8.9	
LaPoint NY	53	63	17	24	4	4	3	9.3	
Holman Sea	66	63	24	43	6	3	3	9.5	
MPerez Chi	63	45	25	57	4	4	3	9.58	
Candiotti Cle	45	43	14	29	5	2	4	4.00	
KBrown Tex	70	69	29	29	5	4	4	4.00	
Cary NY	27	24	9	27	2	1	4	4.05	
MJackson Sea	28	22	10	29	1	3	4	4.13	
Ballard Bit	58	62	17	15	1	6	4	4.19	
Eave Sea	30	27	20	16	0	3	4	4.20	
Orosco Cle	15	12	10	8	3	2	4	4.20	
Moore Oak	65	55	22	18	4	4	4	4.27	
Farrell Cle	61	69	23	25	3	2	4	4.30	
DJohnson Bit	56	69	15	24	3	3	4	4.31	
Candiana Min	35	36	3	25	1	1	4	4.41	
Cerutti Tor	50	53	15	19	2	5	4	4.47	
Blyleven Cal	64	75	8	39	4	3	4	4.48	
Berenguer Min	28	25	18	20	4	0	4	5.00	
JeReed Bsn	22	24	9	8	2	1	4	5.7	
RSmith Min	62	75	11	36	4	4	4	6.65	
Stoltmyr Tor	65	65	27	33	4	6	4	6.68	
JeRussell Tex	21	21	13	15	1	5	4	7.1	
JRJohnson Sea	59	47	33	51	3	3	4	7.73	
DuBois Det	24	33	8	18	2	3	4	8.7	
Milacki Bit	55	60	32	22	2	3	4	8.8	
MYoung Sea	53	56	29	37	1	5	4	8.8	
Tanana Det	65	71	15	33	3	3	4	9.6	
West Min	46	41	27	24	2	3	5	5.05	
BWitt Tex	58	62	32	53	2	7	5	5.09	
McDwill Chi	42	42	19	41	1	3	5	5.19	
AAndeson Min	60	70	18	22	2	6	5	5.13	
Rogers Tex	31	34	10	17	2	1	2	5.17	
Swindle Cle	56	63	16	24	2	4	5	5.17	
Tibbs Bit	45	46	13	18	2	5	5	5.24	
Gubicza KC	48	65	30	41	2	5	5	5.28	
Ryan Tex	55	60	21	54	4	2	5	5.28	
Abbott Cal	58	68	27	27	2	4	5	5.31	

MID-ATLANTIC CORPORATE RELAYS									
At Gallaudet Men's 10K									
1. Bill Halliday, USMC, 33:00; 2. Chris Samley, General Electric, 33:16; 3. Robert Goodman, General Electric, 33:56; 4. Steven Rodey, Tenneco, 34:08; 5. Tom Bailey, USMC, 34:17; 6. Steve Egolf, Westinghouse, 34:30; 7. Kyle Cavanaugh, AT&T, 34:34; 8. Jimmy Price, USMC, 34:35; 9. Allen Gamber, USMC, 35:30; 10. John Myrka, USMC, 35:34.									

Women's 5K									
1. Mary Gaylord, American Management, 18:34; 2. Laura Gaydos, General Electric, 18:42; 3. Laura Cameron, Westinghouse, 18:45; 4. Nancy Henderson, DuPont, 18:48; 5. Cynthia Baird, Westinghouse, 19:07; 6. Donna Harrison, Bell Atlantic, 19:22; 7. Karen Pratt, General Electric, 19:34; 8. Sharon Dolan, IBM, 19:55; 9. Michele Pingar, General Electric, 20:12; 10. Dianne Siegel, Westinghouse, 20:34.									

Team Scores									
1. Westinghouse, 612; 2. DuPont, 529; 3. USMC, 527.									

KEY TO THE CITY 10K									
At Freedom Plaza Men									
1. Jim Hage, 30:52; 2. Mike Regan, 31:40; 3. Chris Nugent, 32:24; 4. Jack Cleland, 32:25; 5. Curt Baird, 32:35.									

Women									
1. Teren Block, 39:23; 2. Mary Stark, 40:17; 3. Cindy Gantner, 41:34; 4. Chris Stockdale, 41:47; 5. Jean Whalen, 41:54.									

THE COMMEMORATIVE									
At Scarborough, N.Y. Par 70									
Bob Charles.....67 64 - 131 - 9									
Lee Trevino.....66 66 - 132 - 8									
Chi Chi Rodriguez.....69 64 - 133 - 7									
Walter Zembriski.....67 66 - 133 - 7									
Jimmy Powell.....64 69 - 133 - 7									
Dick Ryan.....63 71 - 134 - 6									
Gary Player.....65 69 - 134 - 6									
George Archer.....70 65 - 135 - 5									
Ben Smith.....69 66 - 135 - 5									
Gay Brewer.....68 67 - 135 - 5									
Mike Fethick.....67 68 - 135 - 5									
Doug Sanders.....71 65 - 136 - 4									
Rocky Thompson.....68 68 - 136 - 4									
Bob Betley.....67 69 - 136 - 4									
Don Bies.....70 67 - 137 - 3									
Jim O'Hern.....69 68 - 137 - 3									
Lou Graham.....68 69 - 137 - 3									
Larry Laoretti.....71 67 - 138 - 2									
George Lanning.....70 68 - 138 - 2									
Ted Naff.....68 70 - 138 - 2									
Al Kelley.....68 70 - 138 - 2									
Dick Hendrickson.....72 67 - 139 - 1									
Ken Still.....72 67 - 139 - 1									
Al Geiberger.....71 68 - 139 - 1									
J.C. Goosie.....69 70 - 139 - 1									
Rivas Mcbee.....71 69 - 140 - E									
Agnes Bardha.....70 70 - 140 - E									
Gene Borek.....70 70 - 140 - E									
Gordon Jones.....68 72 - 140 - E									
Robert Gaona.....67 73 - 140 - E									
Terry Dill.....74 67 - 141 +1									
Bob Rawlins.....73 68 - 141 +1									
Mike Joyce.....73 68 - 141 +1									
Doug Ford.....72 69 - 141 +1									
Jack Fleck.....72 69 - 141 +1									
John Brodie.....71 70 - 141 +1									
Joe Jimenez.....70 71 - 141 +1									
Bert Yancey.....70 71 - 141 +1									
Roger Ginsberg.....69 72 - 141 +1									
Rafe Tatti.....71 71 - 142 +2									
Bob Erickson.....71 71 - 142 +2									
Larry Mancour.....70 72 - 142 +2									
Bob Brue.....74 69 - 143 +3									
Tommy Aaron.....73 70 - 143 +3									
Lee Elder.....73 70 - 143 +3									
Al Balding.....72 71 - 143 +3									
Harold Henning.....72 71 - 143 +3									
Fred Hawkins.....72 71 - 143 +3									
Frank Beard.....71 72 - 143 +3									
Alexander Sutton.....71 72 - 143 +3									
Jerry Barber.....70 73 - 143 +3									
Phil Rodgers.....75 69 - 144 +4									
Tom Nieporte.....74 70 - 144 +4									
Jack Kiefer.....74 70 - 144 +4									
Jim King.....71 73 - 144 +4									
Howie Johnson.....70 74 - 144 +4									
Art Hull.....75 70 - 145 +5									
Carl Lohren.....73 72 - 145 +5									
Chick Evans.....73 72 - 145 +5									
Bob Boldt.....73 72 - 145 +5									
Jesus Rodriguez.....69 76 - 145 +5									
Dave Philo.....70 75 - 145 +5									
John Paul Cain.....69 76 - 145 +5									
Babe Hiskey.....77 69 - 146 +6									
Jerry Coats.....75 71 - 146 +6									
Derry Simon.....75 71 - 146 +6									
Ralph Terry.....75 71 - 146 +6									
Dan Morgan.....72 74 - 146 +6									
Al Green.....72 74 - 146 +6									
Doug Daiziel.....72 74 - 146 +6									
Quinton Gray.....73 74 - 147 +7									
Eugene Mixon.....76 75 - 151 +11									
Chuck Workman.....77 75 - 152 +12									
Jim Duncombe.....75 77 - 152 +12									
Paul Barkhouse.....75 78 - 153 +13									
Jim Mackey.....79 77 - 156 +16									
George Bayer.....75 81 - 156 +16									
Bill Collins.....72 WD									

COLLEGE BASEBALL									
NCAA DIVISION II PLAYOFFS									
Double Elimination At Montgomery, Ala. Wednesday									
Lewis 3, New Haven 2									
Tampa 10, Central Missouri State 5									
Thursday									
Northridge State 8, Lewis 6									
Jacksonville St. 3, Tampa 0									
Saturday									
Championship									
Jacksonville St. 12, Northridge St. 8									
JUNIOR COLLEGE WORLD SERIES									
At Grand Junction, Colo. Double Elimination Wednesday									
Seminole, (Okla.) 16, Treasure Valley (Ore.) 1									
Middle Georgia 10, San Jacinto, (Tex.) 7									
Thursday									
San Jacinto (Tex.) 9, Seminole (Okla.) 8									
Middle Georgia 10, Mesa (Ariz.) 2									
Friday									
San Jacinto, (Tex.) 15, Middle Georgia 6									
Saturday									
Championship									
San Jacinto, (Tex.) 5, Middle Georgia 0									
NAIA TOURNAMENT									
Double Elimination At Lewiston, Idaho Wednesday									
Auburn-Montgomery 4, St. Francis, Ill. 2									
SE Oklahoma St. vs. Lewis-Clark St., ppd.									
Thursday									
Auburn-Montgomery 4, St. Francis, Ill. 3									
Lewis-Clark St. 5, SE Okla. St. 3									
Friday									
Auburn-Montgomery vs. Lewis-Clark St., ppd. rain									
Saturday									
Championship									
Lewis-Clark St. 9, Auburn-Montgomery 4									

LOCAL GOLF									
PENDERBROOK—Dana Kain shot 66 to win gross honors in a member tournament. Ernie Craven won net with 64.									
WOODLAWN—Cheryl Barnes, Judy Owen, Ann Gary and Dave Michaels teamed to shoot net 62 to win the Medley social event.									
COLUMBIA—In Cummings Cup semifinal, Dan McAndrews and Tony Brenna defeated Chris John and Herb Behry, 1-									