

u  
**BACAA REGIONAL  
TRACK AND FIELD CHAMPIONSHIPS**

**RESULTS**

**FOOTHILL COLLEGE  
LOS ALTOS, CA**



# BACAA REGIONAL CORPORATE TRACK & FIELD CHAMPIONSHIPS

Los Altos Hills, California  
June 23, 1990

## Table Of Contents

Division I	Finals
Team Standings	01
Team Stats	02
Road Race	
Fact Sheet	03
Men's 5K	04-06
Women's 5K	07-09
Track Events	
Sub-Master Distance Relay	10
Women's 800M Team Race	10
3 Lap Sprint	10
Executive Coed Relay	11
Men's Mile Team Race	11
Senior's Relay	11
Women's Relay	12
Sub-Master Sprint Relay	12
President's Relay	12
4X220Y Mixed Relay	13
Pyramid Relay	13
Master's Plus Relay	13
Decade Mile Relay	14
Distance Medley Relay	14
Sprint Relay	14
Field Events	
Fact Sheet	15
Team Jump	16
Team Shot Put	16
Division II	Finals
Team Standings	17
Team Stats	18
Road Races	
Men's 5K	19-21
Women's 5K	22-24
Track Events	
Sub-Master Distance Relay	25
3 Lap Sprint	25
Men's Mile Team Race	25
Senior's Relay	26
Women's Relay	26
President's Relay	26
4X220Y Mixed Relay	27
Pyramid Relay	27
Master's Plus Relay	27
Decade Mile Relay	28
Sprint Relay	28
Field Events	
Team Long Jump	29
Team Shot Put	29
All Time Top 50 List	30 on up



01

BACAA REGIONALS  
06/23/90

HOSTED BY: B A C A A

STANDINGS THRU ' 19 EVENTS

DIV I

PL	TEAM NAME	POINTS	TIE BREAKER
01	(25) PAC*TEL-A	697	15 [00 36 36 38]
02	(24) LOCKHEED-A	660	15 [00 00 35 36]
03	(26) HP-A	611	15 [00 00 35 35]
04	(16) BANK AMERICA	606	15 [00 00 00 00]
05	(23) IBM	583	15 [00 00 00 32]
06	(21) CHEVRON	525	14 [00 00 00 00]
07	(28) APPLE	466	12 [00 00 00 00]
08	(22) AT & T	323	09 [00 00 00 00]
09	(19) LOCKHEED-B	076	02 [00 00 00 00]
10	(20) HP-B	036	01 [00 00 00 00]
11	(03) VARIAN	033	01 [00 00 00 00]

BACAA REGIONALS  
06/23/90

HOSTED BY: B A C A A

STANDINGS THRU ' 19 EVENTS

DIV I

*(Not throwing any events out)*

PL	TEAM NAME	POINTS	TIE BREAKER
01	(25) PAC*TEL-A	807	18
02	(24) LOCKHEED-A	731	17
03	(26) HP-A	681	17
04	(23) IBM	615	16
05	(16) BANK AMERICA	606	15
06	(21) CHEVRON	525	14
07	(28) APPLE	466	12
08	(22) AT & T	323	09
09	(19) LOCKHEED-B	076	02
10	(20) HP-B	036	01
11	(03) VARIAN	033	01

Div I  
Womens 5k

90/06/21

00:27:49

**BACAA Regionals**

PL	Name	Time	Sex / PL	Div / PL	Race#	Pace
* 1	Fetherston.H*Pac	0:17:53	F 1	M 1	258	5:46
* 2	Swan. Betsy *Apl	0:18:05	F 2	K 1	021	5:50
* 3		0:18:28		1 1	844	5:57
* 4	McCarroll. S*IBM	0:18:43	F 3	K 2	481	6:02
* 5		0:19:16		2 2	633	6:13
* 6	Brookover.Ch*Apl	0:19:21	F 4	J 1	020	6:15
* 7	Christensen.*IBM	0:19:27	F 5	J 2	475	6:16
* 8	Schmidt. Eil*Loc	0:19:29	F 6	J 3	294	6:17
* 9	Laudenslager*Pac	0:19:36	F 7	K 3	265	6:19
* 10	Vega. Ruth *BoA	0:19:56	F 8	K 4	505	6:26
* 11	Luca. Mauree*BoA	0:19:58	F 9	N 1	599	6:26
12	Nichols. Kel*HP	0:20:02	F 10	K 5	462	6:28
* 13		0:20:30		3 3	787	6:37
* 14	Brown. Shaun*IBM	0:20:36	F 11	J 4	474	6:39
* 15	Jones. Roxy *BoA	0:20:37	F 12	L 1	596	6:39
* 16	Stickle. Edd*Pac	0:20:42	F 13	O 1	263	6:41
* 17	Lance. Maure*Pac	0:20:42	F 14	M 2	261	6:41
* 18		0:20:45		4 4	994	6:42
* 19	Bilich. Bonn*Chv	0:20:48	F 15	L 2	095	6:43
* 20	Seaward. Kar*HP	0:20:56	F 16	N 2	464	6:45
1		0:20:57		5 5	634	6:45
* 22	Ginos. Barba*BoA	0:20:58	F 17	M 3	595	6:46
23		0:21:08		6 6	788	6:49
24	Jacobson. Ka*Loc	0:21:09	F 18	K 6	409	6:49
25		0:21:10		7 7	996	6:50
26	Rashid. Stac*Loc	0:21:13	F 19	J 5	296	6:51
* 27	Hall. Amy *ATT	0:21:22	F 20	L 3	553	6:54
* 28	Ruiz. Cindi *BoA	0:21:23	F 21	L 4	502	6:54
29	Fitzpatrick.*Apl	0:21:24	F 22	L 5	024	6:54
30	Marsh. Dana *IBM	0:21:26	F 23	L 6	480	6:55
31	Webster. Kri*Apl	0:21:30	F 24	K 7	023	6:56
* 32	Murray. Doer*Pac	0:21:33	F 25	P 1	255	6:57
33		0:21:35		8 8	995	6:58
34		0:21:40		9 9	695	6:59
* 35	Condon. Susa*Pac	0:21:54	F 26	O 2	262	7:04
36		0:21:58		10 10	619	7:05
37	Stevens. Lyn*Loc	0:22:11	F 27	J 6	295	7:09
* 38	Smith. Jan *BoA	0:22:12	F 28	N 3	504	7:10
39	Lowers. Laur*BoA	0:22:38	F 29	L 7	598	7:18
* 40	Jakielski. T*Chv	0:22:40	F 30	M 4	097	7:19
* 41	Kaiser. Phyl*IBM	0:22:41	F 31	O 3	477	7:19
* 42	Swingley. Ly*ATT	0:22:42	F 32	N 4	554	7:19
43	Patton. Hele*HP	0:22:56	F 33	K 8	461	7:24
44	Koontz. Wend*IBM	0:23:06	F 34	M 5	589	7:27
45		0:23:09		11 11	789	7:28
46		0:23:11		12 12	791	7:29
* 47	Vaurs. Sandy*Loc	0:23:24	F 35	P 2	578	7:33
* 48	Gaskin. Sher*Loc	0:23:28	F 36	O 4	577	7:34
* 49	Kerr. Rita *HP	0:23:29	F 37	Q 1	465	7:35
50	Marsh. Dana *IBM	0:23:31	F 38	L 8	480	7:35
51	Bracken. Jea*Pac	0:23:47	F 39	N 5	032	7:40
52	Kay. Alice *IBM	0:23:48	F 40	M 6	479	7:41
53		0:23:51		13 13	818	7:42



*A nonprofit organization dedicated to the pursuit of  
Corporate Track and Road Racing events, presents:*

*The 12th Annual*

# *Bay Area Corporate Relays*

**Saturday, June 23, 1990  
Foothill College, Los Altos**

- Separate Competitions for Large and Small Companies
- Short and Middle Distance Relays for Men, Women and Coed
- Men's and Women's 5K Team Road Races
- Team High Jump, Long Jump, and Shot Put Events
- Events for Masters, Sub-Masters, Open and Mixed Age Groups
- Medals for Individuals and Trophies for Companies

Meet Director: Joe Mangan, Track Coach, Foothill College  
Scoring & Timing: Radar Timing Services  
Team Registration: See attached Entry Form

Contact Person: \_\_\_\_\_

Phone Number: (     ) \_\_\_\_\_

BACAA REGIONALS

06/23/90

1

1000

—K  
—K  
—K  
—K  
—K  
—K  
—K  
—K  
—K  
—K

TOP  
AGE

M		9	
1	- 24	AA	1
2	- 29	BB	1
3	- 34	CC	1
4	- 39	DD	1
5	- 44	EE	1
6	- 49	FF	1
7	- 54	GG	1
8	- 59	HH	1
9	- 99	II	1
		9	
1	- 24	JJ	1
2	- 29	KK	1
3	- 34	LL	1
4	- 39	MM	1
5	- 44	NN	1
6	- 49	OO	1
7	- 54	PP	1
8	- 89	QQ	1
9	- 99	RR	1

NUMBER OF TEAMS IS 30 - MAXIMUM IS 30

01 (a)	-GE	(II)	
02 (b)	-WESTINGHOUSE		(II)
03 (c)	- VARIAN	(I)	
04 (d)	-SRI-B	(II)	
05 (e)	-ESL	(II)	
06 (f)	-UTC/CSD-A		(II)
07 (g)	-EPRI	(II)	
08 (h)	-SRI-A	(II)	
09 (i)	-SYNTEX-B		(II)
10 (j)	- INTEL	(I)	
11 (k)	-LSI LOGIC		(II)
12 (l)	-ALZA-B	(II)	
13 (m)	-UTC/CSD-B		(II)
14 (n)	- ----	(I)	

- 15 (o) - ---
- 16 (p) - BANK AMERICA
- 17 (q) - TANDEM
- 18 (r) - PAC\*TEL-B
- 19 (s) - LOCKHEED-B
- (t) - HP-B
- 21 (u) - CHEVRON
- 22 (v) - AT & T
- 23 (w) - IBM
- 24 (x) - LOCKHEED-A
- 25 (y) - PAC\*TEL-A
- 26 (z) - HP-A
- 27 (f) -ALZA-A
- 28 (l) -APPLE
- 29 (j) -SYNTEX-A
- 30 (~) -CITY OF SJ

- (I)
- (I)
- (I)
- (I)
- (I)
- (I)
- (I)
- (I)
- (I)
- (I)
- (I)
- (II)
- (II)
- (II)
- (II)

[ Volume ]:

July 2 1990

RADAR TIMING SERVICE  
12375 Farr Ranch Road  
Saratoga CA 95070  
8) 446-9063

Sold To : BACAA  
PO Box 898  
Menlo Park CA 95025  
(415) 823-6762  
Event : BACAA Regionals  
Date : June 23 1990

\$500 to do computerized scoring for BACAA Regionals which will cover all aspects of the event (timing & scoring of the Road Races, scoring of Track Meet). The service will consist of:

- Timing road race and compiling results for:
  - \* Individual finishers
  - \* Team results
- Complete set of results available race day
- Scoring of all the track events (timing to be done by a separate party).
- Assortment of reports on pre-reg'd runners (choice of Meet Director)
- Race day registration for all runners
- Recommendations for proper finish line management (if needed)

Terms of agreement:

- Net due 10 days. Any balance not paid by 30 days is subject to 1 1/2% service charge per month.

- Make check payable to RADAR TS
  - \$ 500.00 base fee
  - \$ 48.78 Xeroxing and postage
- 
- \$ 548.78 : Please Remit

TOTAL	22.50
CHECK	22.50
CHANGE	.00

U.S. POSTAL SERVICE

CUPERTINO, CA 123  
UNIT FIN 051956  
ZIP CODE 95014-9998  
JOAN # 11  
06-27-90 12:03:48

- Work performed on P/O : xxxx
- Invoice Number : 64

*Hank Lawson*  
Hank Lawson  
RADAR TS

INVOICE

CUSTOMER RECEIPT

090 POSTAGE	22.50
TOTAL	22.50
CHECK #012	22.50
CHANGE	.00

THANK YOU

06-26-90  
\$715926  
575 X  
426  
01 \*2450  
\*2450  
\*178  
\*2628  
25-8610  
13-32



July 16, 1990

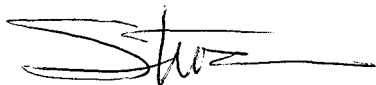
Hank Lawson  
Radar Timing Service  
12375 Farr Ranch Road  
Saratoga, CA 95070

Hank,

Just a note to say thanks again for a great job. As always, there were no complaints from your area. You really ought to think about doing this stuff on a professional basis. You might even be able to make a couple of dollars!

I guess the regional was well received, even though we didn't have a T-shirt in sight. Maybe next year it will be better, and then in 1992, if we decide to take on the nationals again, we can do it up right with a major sponsor.

Hope to see you on the 7th of September, here in Burlingame, for the next meeting.

A handwritten signature in black ink, appearing to read "Steve", with a long horizontal flourish extending to the right.

Steve

1990 BAY AREA CORPORATE RELAYS

PRELIMINARY BUDGET

April 20, 1990

INCOME

4 Division I teams at \$200 / complete team:	\$ 800.00
4 Division I teams at \$ 50 / partial team:	\$ 200.00
8 Division II teams at \$150 / complete team:	\$ 1200.00
4 Division II teams at \$ 50 / partial team:	\$ 200.00
T-Shirt Sales--70 shirts at \$3 / shirt:	\$ 210.00

TOTAL ESTIMATED INCOME: \$ 2,610.00

EXPENSES

Awards, Trophies, Engraving	\$ 1,900.00
TAC Insurance	\$ 100.00
Mailing and Copying	\$ 90.00
Meet Facilities - Foothill	\$ 1,500.00
Meet Supplies	\$ 150.00
Race Numbers	\$ 450.00
Scoring - RADAR Timing	\$ 500.00
Post-Meet Party	\$ 520.00

TOTAL ESTIMATED EXPENSES: \$ 5,210.00

NET PROFIT <LOSS>: \$ <2,600.00>




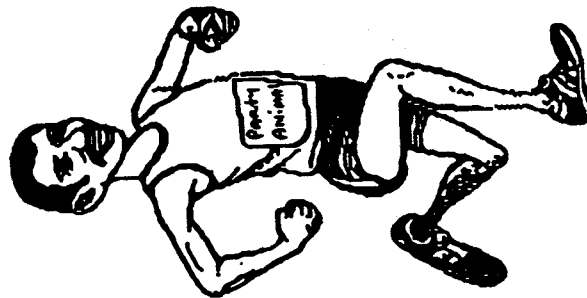

**BAY AREA CORPORATE RELAYS  
POST MEET PARTY  
JUNE 23, 5:00 PM TO CLOSING??!!**

**AT THE**

**ALPINE BEER GARDENS**

**(see map on back)**

**3915 Alpine Road at Arastradero Road  
Menlo Park, CA  
415/854-4004**



**BACAA will provide beer and soft drinks.  
You must present beer or soft drink coupon to bartender.**

**Team Captains can pick up coupons for your team  
from George Black at the sign-in table.**

USCAA NATIONALS

07/22/90

1 998

1 = \_\_K - OP - 99 - 5 - T - 46

—K  
—K  
—K  
—K  
—K  
—K  
—K  
—K  
—K  
—K

	TOP AGE		
M		9	
1 -	24	AA	1
2 -	29	BB	1
3 -	34	CC	1
4 -	39	DD	1
5 -	44	EE	1
6 -	49	FF	1
7 -	54	GG	1
8 -	59	HH	1
9 -	99	II	1
F		8	
- -	24	JJ	1
2 -	29	KK	1
3 -	34	LL	1
4 -	39	MM	1
5 -	44	NN	1
6 -	49	OO	1
7 -	54	PP	1
8 -	99	QQ	1

NUMBER OF TEAMS IS 46 - MAXIMUM IS 46

- 01 (a) - AT & T (I)
- 02 (b) - GE (I)
- 03 (c) - PAC\*TEL (I)
- 04 (d) - TI (I)
- 05 (e) - US WEST (I)
- 06 (f) - EXXON (I)
- 07 (g) - TENNECO (I)
- 08 (h) - HUGHES (I)
- 09 (i) - CIGNA (I)
- 10 (j) - COKE (I)
- 11 (k) - DIGITAL (I)
- 12 (l) - WESTINGHOUSE (I)
- 13 (m) - HONEYWELL (I)



54		0:23:59		14		14	997	7:44	
55		0:24:01		15		15	792	7:45	
56	Saiz. Liz	*HP	0:24:11	F	41	L	9	516	7:48
57			0:24:12		16		16	842	7:48
8			0:24:20		17		17	845	7:51
59	Porep. Barba	*ATT	0:24:22	F	42	M	7	550	7:52
60	Bryant. Lyne	*IBM	0:24:31	F	43	N	6	507	7:55
* 61	Berg. Ida Ma	*BoA	0:24:39	F	44	P	3	592	7:57
* 62	Dulong. Caro	*Int	0:24:48	M	1	C	1	042	8:00
63			0:24:52		18		18	617	8:01
64			0:24:54		19		19	831	8:02
65	Kuzmicky. Rh	*Chv	0:24:58	F	45	L	10	096	8:03
66			0:25:01		20		20	618	8:04
* 67	Shilling. Yo	*HP	0:25:10	F	46	P	4	466	8:07
68	Evans	*Apl	0:25:20	F	47	M	8	026	8:10
69	Carmona. Ave	*BoA	0:25:23	F	48	P	5	594	8:11
70			0:25:44		21		21	624	8:18
71	Lyons. Kay	*Pac	0:25:59	F	49	P	6	264	8:23
72			0:26:10		22		22	843	8:26
73			0:26:46		23		23	917	8:38
* 74	Eubank. Nanc	*Loc	0:26:57	F	50	Q	2	579	8:42
75	Rolon. Claud	*Loc	0:27:05	F	51	M	9	027	8:44
76	King. Rosema	*BoA	0:27:11	F	52	O	5	597	8:46
77	Stone. Elain	*ATT	0:27:33	F	53	N	7	555	8:53
78			0:27:40		24		24	835	8:55
79	Wong. Marian	*Apl	0:27:42	F	54	M	10	019	8:56
80			0:29:50		25		25	993	9:37
81			0:31:54		26		26	846	10:17
* 82	Sharp. Pat	*Chv	0:32:23	F	55	Q	3	098	10:27
3			0:38:11		27		27	998	12:19

Ave TIME is 0:23:12.7

C - 1  
 J - 6  
 K - 8  
 L - 10  
 M - 10  
 N - 7  
 O - 5  
 P - 6  
 Q - 3  
 \* - 27

Div II  
Womens 5K

90/06/21

00:22:08

**BACAA Regionals**

PL	Name	Time	Sex / PL	Div / PL	Race#	Pace
* 1		0:17:53		1	1	258 5:46
* 2		0:18:05		2	2	021 5:50
* 3	Seck. Michel*CSJ	0:18:28	F 1	J 1	844 5:57	
* 4		0:18:43		3	3	481 6:02
* 5	Luvevay. Mich*Syn	0:19:16	F 2	J 2	633 6:13	
* 6		0:19:21		4	4	020 6:15
7		0:19:27		5	5	475 6:16
8		0:19:29		6	6	294 6:17
9		0:19:36		7	7	265 6:19
10		0:19:56		8	8	505 6:26
11		0:19:58		9	9	599 6:26
12		0:20:02		10	10	462 6:28
* 13	Wines. Jenni*EPR	0:20:30	F 3	J 3	787 6:37	
14		0:20:36		11	11	474 6:39
15		0:20:37		12	12	596 6:39
16		0:20:42		13	13	263 6:41
17		0:20:42		14	14	261 6:41
* 18	Huber. Linda*SRI	0:20:45	F 4	N 1	994 6:42	
19		0:20:48		15	15	095 6:43
20		0:20:56		16	16	464 6:45
1	Thomas. Jane*Syn	0:20:57	F 5	J 4	634 6:45	
22		0:20:58		17	17	595 6:46
23	Ryan. Crysta*EPR	0:21:08	F 6	J 5	788 6:49	
24		0:21:09		18	18	409 6:49
* 25	Nielsen. Val*SRI	0:21:10	F 7	N 2	996 6:50	
26		0:21:13		19	19	296 6:51
27		0:21:22		20	20	553 6:54
28		0:21:23		21	21	502 6:54
29		0:21:24		22	22	024 6:54
30		0:21:26		23	23	480 6:55
31		0:21:30		24	24	023 6:56
32		0:21:33		25	25	255 6:57
* 33	Kirkpatrick.*SRI	0:21:35	F 8	L 1	995 6:58	
* 34	Wolfe. Loret*Syn	0:21:40	F 9	L 2	695 6:59	
35		0:21:54		26	26	262 7:04
* 36	Moon. Madely*GE	0:21:58	F 10	N 3	619 7:05	
37		0:22:11		27	27	295 7:09
38		0:22:12		28	28	504 7:10
39		0:22:38		29	29	598 7:18
40		0:22:40		30	30	097 7:19
41		0:22:41		31	31	477 7:19
42		0:22:42		32	32	554 7:19
43		0:22:56		33	33	461 7:24
44		0:23:06		34	34	589 7:27
* 45	Bruechert. Ba*EPR	0:23:09	F 11	L 3	789 7:28	
* 46	Hassig. Nanc*EPR	0:23:11	F 12	N 4	791 7:29	
7		0:23:24		35	35	578 7:33
48		0:23:28		36	36	577 7:34
49		0:23:29		37	37	465 7:35
50		0:23:31		38	38	480 7:35
51		0:23:47		39	39	032 7:40
52		0:23:48		40	40	479 7:41
* 53	Longyear. Sa*SRI	0:23:51	F 13	R 1	918 7:42	



* 54	Richardson. *SRI	0:23:59	F	14	P	1	997	7:44
* 55	Elmer. Maril*EPR	0:24:01	F	15	P	2	792	7:45
56		0:24:11		41		41	516	7:48
57	Gomez. Gail *CSJ	0:24:12	F	16	J	6	842	7:48
8	Shiehk. Irum*CSJ	0:24:20	F	17	J	7	845	7:51
59		0:24:22		42		42	550	7:52
60		0:24:31		43		43	507	7:55
61		0:24:39		44		44	592	7:57
62		0:24:48		45		45	042	8:00
* 63	Giamraola. J*GE	0:24:52	F	18	L	4	617	8:01
64	Tanner. Sue *UTC	0:24:54	F	19	L	5	831	8:02
65		0:24:58		46		46	096	8:03
66	Hankins. Deb*GE	0:25:01	F	20	N	5	618	8:04
67		0:25:10		47		47	466	8:07
68		0:25:20		48		48	026	8:10
69		0:25:23		49		49	594	8:11
* 70	Carbaugh. Ca*GE	0:25:44	F	21	R	2	624	8:18
71		0:25:59		50		50	264	8:23
72	Milligan.Mar*CSJ	0:26:10	F	22	J	8	843	8:26
73	Wiemers. Pam*SRI	0:26:46	F	23	J	9	917	8:38
74		0:26:57		51		51	579	8:42
75		0:27:05		52		52	027	8:44
76		0:27:11		53		53	597	8:46
77		0:27:33		54		54	555	8:53
* 78	Wood. Becky *UTC	0:27:40	F	24	R	3	835	8:55
79		0:27:42		55		55	019	8:56
* 80	Bailey. Kare*SRI	0:29:50	F	25	P	3	993	9:37
81	Menzies-Farl*CSJ	0:31:54	F	26	L	6	846	10:17
82		0:32:23		56		56	098	10:27
* 83	Wyatt. Julie*SRI	0:38:11	F	27	P	4	998	12:19

Ave TIME is 0:23:12.7

J - 9  
L - 6  
N - 5  
P - 4  
R - 3  
\* - 56

-----  
83

90/06/20

Div I  
Mens - 5K

23:44:22

## BACAA Regionals

PL	Name	Time	Sex / PL	Div / PL	Race#	Pace
* 1		0:15:28		1	1	984 4:59
* 2		0:15:38		2	2	611 5:03
* 3	Novitsky. Jo*Int	0:15:53	M	1 C	1	041 5:07
* 4		0:15:58		3	3	822 5:09
* 5	Misener. Jim*Loc	0:16:00	M	2 A	1	266 5:10
* 6	Pontarelli. *Chv	0:16:08	M	3 B	1	056 5:12
* 7	Neupauer. To*ATT	0:16:08	M	4 B	2	535 5:12
* 8	Chavez. Stev*Pac	0:16:08	M	5 C	2	107 5:12
* 9	McLean. Doug*Apl	0:16:20	M	6 D	1	015 5:16
* 10	Allman. Bill*Chv	0:16:22	M	7 E	1	084 5:17
* 11	Hardy. Lance*BoA	0:16:25	M	8 B	3	487 5:18
* 12		0:16:27		4	4	816 5:18
* 13	Krumplestaed*HP	0:16:30	M	9 B	4	414 5:19
* 14	Richard. Dal*HP	0:16:38	M	10 C	3	411 5:22
* 15	Reitz. Jim *ATT	0:16:39	M	11 F	1	532 5:22
16		0:16:42		5	5	601 5:23
* 17	Piazza. Davi*Loc	0:16:51	M	12 C	4	034 5:26
* 18	White. Peter*Chv	0:16:53	M	13 E	2	085 5:27
19		0:16:55		6	6	603 5:27
* 20	Parker. Todd*Pac	0:16:56	M	14 A	2	007 5:28
31		0:16:57		7	7	602 5:28
* 22	Kenny. Mike *Var	0:17:03	F	1 R	1	523 5:30
23		0:17:05		8	8	627 5:31
* 24	Bennett. Tom*BoA	0:17:07	M	15 E	3	483 5:31
* 25	Parente. Joh*HP	0:17:08	M	16 D	2	417 5:32
26	Meyers. Barr*Loc	0:17:13	M	17 B	5	268 5:33
27		0:17:14		9	9	837 5:34
* 28	Gibson. Doug*Loc	0:17:16	M	18 D	3	029 5:34
* 29	Bilinski. Mi*Loc	0:17:17	M	19 D	4	289 5:35
30		0:17:20		10	10	989 5:35
31	Montoya. Joe*BoA	0:17:22	M	20 D	5	495 5:36
* 32	Goldman. Len*Pac	0:17:26	M	21 F	2	100 5:37
33		0:17:31		11	11	839 5:39
* 34	Cavalli. Joh*ATT	0:17:36	M	22 A	3	538 5:41
35	Doniger. Ken*Var	0:17:40	M	23 D	6	517 5:42
36	Stevens. Mar*Pac	0:17:41	M	24 C	5	002 5:42
37	Kessler. Mik*BoA	0:17:43	M	25 D	7	488 5:43
* 38	Schumacher. *BoA	0:17:48	M	26 E	4	498 5:45
39	Kaplan. Crai*IBM	0:17:52	M	27 B	6	469 5:46
40	Patrick. Mik*Pac	0:17:53	M	28 E	5	243 5:46
* 41	Curtis. Alla*Pac	0:17:53	M	29 F	3	109 5:46
42		0:17:54		12	12	630 5:46
43	Ross. Tom *IBM	0:17:58	M	30 C	6	471 5:48
44	Anderson. Ma*IBM	0:18:00	M	31 C	7	467 5:48
45	Springer. Ma*IBM	0:18:00	M	32 B	7	472 5:48
46		0:18:04		13	13	982 5:50
097	Miller. Geor*Loc	0:18:05	M	33 G	1	572 5:50
48		0:18:08		14	14	821 5:51
49		0:18:15		15	15	697 5:53
* 50	Eslinger. Gr*IBM	0:18:17	M	34 A	4	506 5:54
51		0:18:18		16	16	813 5:54
52	Malarkey. Jo*BoA	0:18:20	M	35 E	6	492 5:55
53	Ladv. Scott *Chv	0:18:20	M	36 B	8	508 5:55



* 116	Egley. Denni*Loc	0:20:30	M	77	I	1	582	6:37
117		0:20:32		38		38	802	6:37
118		0:20:34		39		39	629	6:38
119	Legarra. Jim*Var	0:20:35	M	78	E	16	520	6:38
120	Goodman. Har*ATT	0:20:35	M	79	F	9	539	6:38
121		0:20:35		40		40	804	6:38
122		0:20:43		41		41	796	6:41
123	Baugh. Dick *HP	0:20:44	M	80	G	5	415	6:41
124	Dhuey. Mike *Apl	0:20:45	M	81	C	14	011	6:42
125		0:20:46		42		42	628	6:42
* 126	Jennings. Ro*Apl	0:20:50	F	3	R	3	017	6:43
127	O'Brien. Bil*Pac	0:20:54	M	82	G	6	108	6:45
128		0:20:56		43		43	795	6:45
129	Verma. Deepa*Int	0:21:08	M	83	D	16	037	6:49
130		0:21:08		44		44	612	6:49
131	Traver. Tom *BoA	0:21:10	M	84	G	7	499	6:50
132		0:21:11		45		45	985	6:50
* 133	Martin. Fred*BoA	0:21:12	M	85	H	3	493	6:50
134		0:21:13		46		46	992	6:51
135	Lundy. Franc*Loc	0:21:15	M	86	E	17	035	6:51
136	Ortiz. Guill*Apl	0:21:21	M	87	D	17	016	6:53
137		0:21:21		47		47	625	6:53
138	Nomm. Nick *IBM	0:21:23	M	88	F	10	588	6:54
139		0:21:25		48		48	829	6:55
140		0:21:26		49		49	609	6:55
141		0:21:29		50		50	621	6:56
142		0:21:32		51		51	810	6:57
143	Wong. Daniel*ATT	0:21:33	M	89	E	18	542	6:57
* 144	Eubank. Gary*Loc	0:21:33	M	90	H	4	576	6:57
145	Tom. Lyndon *ATT	0:21:34	M	91	E	19	545	6:57
146	Bowen. Jerry*Chv	0:21:38	M	92	D	18	081	6:59
* 147	Walsh. Tom *Pac	0:21:42	M	93	I	2	103	7:00
* 148	Goode. Ed *Loc	0:21:42	M	94	I	3	583	7:00
149	Ellis. Eugen*Chv	0:21:49	M	95	D	19	509	7:02
150		0:21:50		52		52	916	7:03
151	Stockwell. B*Var	0:22:10	M	96	C	15	522	7:09
152	Kalkonis. Gr*Var	0:22:13	M	97	D	20	521	7:10
153	Hayes. Tom *Chv	0:22:21	M	98	B	14	054	7:13
154	Fuller. Mike*ATT	0:22:27	M	99	E	20	549	7:15
155	Nairn. Jerry*Apl	0:22:30	M	100	C	16	014	7:15
* 156	Grabel. Dave*Apl	0:22:49	F	4	R	4	018	7:22
157	Mahler. Ed *ATT	0:23:15	M	101	G	8	530	7:30
158		0:23:16		53		53	981	7:30
159	McCalla. Bil*HP	0:23:18	M	102	F	11	590	7:31
160		0:23:19		54		54	991	7:31
161	Zib. Ken *Chv	0:23:21	M	103	H	5	091	7:32
162	Jahn. Dennis*Pac	0:23:26	F	5	R	5	036	7:34
163	Bayless. Ron*BoA	0:23:40	M	104	D	21	482	7:38
164		0:23:46		55		55	814	7:40
165	Snygg. Charl*Loc	0:23:48	M	105	G	9	573	7:41
166	Dodge. Ed *Var	0:23:50	F	6	R	6	526	7:41
167	Phillips. Pe*Loc	0:23:51	M	106	H	6	031	7:42
168	Mongrobang.R*Apl	0:23:56	M	107	B	15	009	7:43
169		0:24:41		56		56	986	7:58
170		0:25:10		57		57	826	8:07
171	Li. Dabing *BoA	0:25:25	M	108	D	22	491	8:12
172		0:25:30		58		58	841	8:14
173		0:25:38		59		59	919	8:16
174		0:25:41		60		60	797	8:17
175	Devert. Bruc*ATT	0:26:26	M	109	E	21	547	8:32
176		0:26:52		61		61	818	8:40
177	Araques. Dan*ATT	0:27:00	M	110	E	22	546	8:43

178	Forbes. Jerr*Pac	0:27:08	F	7	R	7	253	8:45
179	Vonderlinden*Loc	0:27:58	M	111	B	16	587	9:01
180		0:32:25		62		62	827	10:27

TIME is 0:19:52.9

A - 6  
B - 16  
C - 16  
D - 22  
E - 22  
F - 11  
G - 9  
H - 6  
I - 3  
R - 7  
\* - 62  
-----  
180

Div II  
Mens 5k

90/06/20

23:52:48

BACAA Regionals

PL	Name	Time	Sex	PL	Div	PL	Race#	Pace
* 1	Hinzmann. Br*SRI	0:15:28	M	1	C	1	984	4:59
* 2	Zerzan. Terr*GE	0:15:38	M	2	C	2	611	5:03
* 3		0:15:53		1		1	041	5:07
* 4	Murray. Todd*UTC	0:15:58	M	3	A	1	822	5:09
* 5		0:16:00		2		2	266	5:10
* 6		0:16:08		3		3	056	5:12
* 7		0:16:08		4		4	535	5:12
8		0:16:08		5		5	107	5:12
9		0:16:20		6		6	015	5:16
10		0:16:22		7		7	084	5:17
11		0:16:25		8		8	487	5:18
* 12	McLaughlin. *UTC	0:16:27	M	4	A	2	816	5:18
13		0:16:30		9		9	414	5:19
14		0:16:38		10		10	411	5:22
15		0:16:39		11		11	532	5:22
* 16	Kinsch. Russ*ESL	0:16:42	M	5	E	1	601	5:23
17		0:16:51		12		12	034	5:26
18		0:16:53		13		13	085	5:27
* 19	Meinhardt. B*ESL	0:16:55	M	6	G	1	603	5:27
20		0:16:56		14		14	007	5:28
* 21	Clark. Bill *ESL	0:16:57	M	7	E	2	602	5:28
22		0:17:03		15		15	523	5:30
* 23	Cochron. Mar*Syn	0:17:05	M	8	A	3	627	5:31
24		0:17:07		16		16	483	5:31
25		0:17:08		17		17	417	5:32
26		0:17:13		18		18	268	5:33
* 27	Sodergren. D*CSJ	0:17:14	M	9	A	4	837	5:34
28		0:17:16		19		19	029	5:34
29		0:17:17		20		20	289	5:35
30	McKenne. Pau*SRI	0:17:20	M	10	A	5	989	5:35
31		0:17:22		21		21	495	5:36
32		0:17:26		22		22	100	5:37
* 33	Benjeveno. B*CSJ	0:17:31	M	11	E	3	839	5:39
34		0:17:36		23		23	538	5:41
35		0:17:40		24		24	517	5:42
36		0:17:41		25		25	002	5:42
37		0:17:43		26		26	488	5:43
38		0:17:48		27		27	498	5:45
39		0:17:52		28		28	469	5:46
40		0:17:53		29		29	243	5:46
41		0:17:53		30		30	109	5:46
* 42	Murphy. Mel *Syn	0:17:54	M	12	C	3	630	5:46
43		0:17:58		31		31	471	5:48
44		0:18:00		32		32	467	5:48
45		0:18:00		33		33	472	5:48
* 46	Bupp. Jamie *SRI	0:18:04	M	13	E	4	982	5:50
47		0:18:05		34		34	572	5:50
48	Heerema. Ste*UTC	0:18:08	M	14	A	6	821	5:51
49	Chapel. Stev*EPR	0:18:15	M	15	E	5	697	5:53
50		0:18:17		35		35	506	5:54
51	Creprau. Joh*UTC	0:18:18	M	16	E	6	813	5:54
52		0:18:20		36		36	492	5:55
53		0:18:20		37		37	508	5:55



54		0:18:21		38		38	566	5:55
55		0:18:22		39		39	524	5:55
56		0:18:23		40		40	468	5:56
57	Snyder. John*GE	0:18:24	M	17	E	7	622	5:56
58	Dabbs. Jack *SRI	0:18:24	M	18	E	8	983	5:56
59		0:18:25		41		41	082	5:56
60	Morley. Bruc*SRI	0:18:26	M	19	E	9	990	5:57
* 61	Flores. Anth*Alz	0:18:28	M	20	C	4	794	5:57
62	Beatty. Mark*SRI	0:18:29	M	21	C	5	979	5:58
63		0:18:31		42		42	497	5:58
64		0:18:36		43		43	267	6:00
65	Roorda. Wout*Alz	0:18:36	M	22	C	6	915	6:00
66		0:18:38		44		44	030	6:01
67		0:18:39		45		45	528	6:01
68		0:18:39		46		46	053	6:01
69	Kline. Ron *Alz	0:18:40	M	23	A	7	799	6:01
70		0:18:43		47		47	006	6:02
71		0:18:44		48		48	413	6:03
72		0:18:44		49		49	412	6:03
73	Brazil. Joe *UTC	0:18:45	M	24	C	7	823	6:03
* 74	Foss. Willar*Alz	0:18:47	F	1	R	1	793	6:04
* 75	Gulldman. Tom*EPR	0:18:48	M	25	G	2	763	6:04
76	Colley. Rob *EPR	0:18:50	M	26	C	8	696	6:05
77		0:18:50		50		50	038	6:05
78		0:18:52		51		51	575	6:05
79	Stewart. Mal*ESL	0:18:52	M	27	E	10	605	6:05
80		0:18:55		52		52	518	6:06
81	Sheaffer. Do*ESL	0:18:57	M	28	E	11	604	6:07
82	Armor. Tony *EPR	0:18:57	M	29	E	12	700	6:07
83		0:18:58		53		53	536	6:07
84		0:18:58		54		54	534	6:07
85		0:19:00		55		55	102	6:08
86		0:19:03		56		56	556	6:09
87		0:19:04		57		57	293	6:09
88	Miller. Mike*EPR	0:19:08	M	30	E	13	698	6:10
89		0:19:08		58		58	101	6:10
90		0:19:09		59		59	494	6:11
91		0:19:21		60		60	496	6:15
92	Mann. Jack *UTC	0:19:22	M	31	E	14	820	6:15
93		0:19:25		61		61	099	6:16
94		0:19:26		62		62	543	6:16
95		0:19:27		63		63	541	6:16
96		0:19:33		64		64	083	6:18
97	Garrett. Ric*UTC	0:19:34	M	32	C	9	817	6:19
98	Eckenhoff. B*Alz	0:19:41	M	33	E	15	809	6:21
* 99	Fuller. Ed *EPR	0:19:43	M	34	G	3	746	6:22
100		0:19:45		65		65	087	6:22
101		0:19:50		66		66	088	6:24
102		0:19:56		67		67	519	6:26
103		0:19:56		68		68	540	6:26
104		0:19:57		69		69	533	6:26
* 105	Romesburg. E*GE	0:19:57	M	35	G	4	615	6:26
106		0:19:58		70		70	013	6:26
107		0:19:58		71		71	548	6:26
108		0:19:59		72		72	418	6:27
109		0:20:03		73		73	515	6:28
* 110	Cleland. Cam*CSJ	0:20:04	F	2	R	2	840	6:28
111		0:20:08		74		74	584	6:30
112		0:20:10		75		75	086	6:30
113		0:20:11		76		76	500	6:31
114		0:20:20		77		77	586	6:34
115		0:20:23		78		78	490	6:35

116		0:20:30		79		79	582	6:37
117	Masi. Orland*Alz	0:20:32	M	36	E	16	802	6:37
118	Lowe. Bill *Syn	0:20:34	M	37	C	10	629	6:38
119		0:20:35		80		80	520	6:38
120		0:20:35		81		81	539	6:38
121	Fethe. Harol*Alz	0:20:35	M	38	E	17	804	6:38
122	Carpenter.Ho*Alz	0:20:43	M	39	C	11	796	6:41
123		0:20:44		82		82	415	6:41
124		0:20:45		83		83	011	6:42
* 125	Marsman. Mik*Syn	0:20:46	F	3	R	3	628	6:42
126		0:20:50		84		84	017	6:43
127		0:20:54		85		85	108	6:45
* 128	Evashenk. Ma*Alz	0:20:56	F	4	R	4	795	6:45
129		0:21:08		86		86	037	6:49
130	Anderson. Ro*GE	0:21:08	M	40	E	18	612	6:49
131		0:21:10		87		87	499	6:50
132	Hofmann. Tho*SRI	0:21:11	M	41	C	12	985	6:50
133		0:21:12		88		88	493	6:50
134	Taylor. Waig*SRI	0:21:13	M	42	G	5	992	6:51
135		0:21:15		89		89	035	6:51
136		0:21:21		90		90	016	6:53
137	Vickery. Bri*Syn	0:21:21	M	43	E	19	625	6:53
138		0:21:23		91		91	588	6:54
139	Laufer. Stev*UTC	0:21:25	F	5	R	5	829	6:55
140	Khan. Mo *GE	0:21:26	M	44	C	13	609	6:55
141	Quinn. Jim *GE	0:21:29	M	45	E	20	621	6:56
142	Burkoth. Ter*Alz	0:21:32	M	46	G	6	810	6:57
143		0:21:33		92		92	542	6:57
144		0:21:33		93		93	576	6:57
145		0:21:34		94		94	545	6:57
146		0:21:38		95		95	081	6:59
147		0:21:42		96		96	103	7:00
148		0:21:42		97		97	583	7:00
149		0:21:49		98		98	509	7:02
150	Webster. Jay*SRI	0:21:50	F	6	R	6	916	7:03
151		0:22:10		99		99	522	7:09
152		0:22:13		100		100	521	7:10
153		0:22:21		101		101	054	7:13
154		0:22:27		102		102	549	7:15
155		0:22:30		103		103	014	7:15
156		0:22:49		104		104	018	7:22
157		0:23:15		105		105	530	7:30
158	Brown. Bob *SRI	0:23:16	M	47	C	14	981	7:30
159		0:23:18		106		106	590	7:31
160	Rhee. Sung *SRI	0:23:19	M	48	E	21	991	7:31
161		0:23:21		107		107	091	7:32
162		0:23:26		108		108	036	7:34
163		0:23:40		109		109	482	7:38
164	Griffiths. J*UTC	0:23:46	M	49	G	7	814	7:40
165		0:23:48		110		110	573	7:41
166		0:23:50		111		111	526	7:41
167		0:23:51		112		112	031	7:42
168		0:23:56		113		113	009	7:43
169	Huber. Al *SRI	0:24:41	M	50	G	8	986	7:58
170	Hanson. Bill*UTC	0:25:10	M	51	G	9	826	8:07
171		0:25:25		114		114	491	8:12
172	Habel. Gordo*CSJ	0:25:30	F	7	R	7	841	8:14
173	Butterfield.*UTC	0:25:38	F	8	R	8	919	8:16
174	Ihrke. Dan *Alz	0:25:41	M	52	C	15	797	8:17
175		0:26:26		115		115	547	8:32
176	Aiello. Chuc*UTC	0:26:52	M	53	G	10	818	8:40
177		0:27:00		116		116	516	8:42

178	0:27:08		117	117	253	8:45
179	0:27:58		118	118	587	9:01
180 Ramos. Rick *UTC	0:32:25	F	9	R	9	827 10:27

i TIME is 0:19:52.9

A - 7  
C - 15  
E - 21  
G - 10  
R - 9  
\* - 118  
-----  
180

BACAA Regionals Men 5k

PL	Name	Time	Sex / PL	Div / PL	Race#	Pace	% pts
Var (3)	: Total POINTS for 5 scorers ( 1 6 6 9 10 ) is = 32 <sup>8th</sup> ( 216.1 % ) 8 <sup>th</sup>						
Int (10)	: Total POINTS for 5 scorers ( 1 10 16 9999 9999 ) is = <del>20025</del> ( 2124.3 % )						
BoA (16)	: Total POINTS for 5 scorers ( 2 3 3 3 4 ) is = 15 <sup>4th</sup> ( 95.5 % ) 3 <sup>rd</sup> (+1)						
Chv (21)	: Total POINTS for 5 scorers ( 1 1 2 2 3 ) is = 9 <sup>2nd</sup> ( 86.5 % ) 2 <sup>nd</sup>						
ATT (22)	: Total POINTS for 5 scorers ( 1 2 3 4 5 ) is = 15 <sup>5th</sup> ( 161.5 % ) 5 <sup>th</sup>						
IBM (23)	: Total POINTS for 5 scorers ( 4 6 6 7 7 ) is = 30 <sup>7th</sup> ( 199 % ) 7 <sup>th</sup>						
Loc (24)	: Total POINTS for 5 scorers ( 1 1 1 1 2 ) is = 6 <sup>1st</sup> ( 76.3 % ) 1 <sup>st</sup>						
Pac (25)	: Total POINTS for 5 scorers ( 2 2 2 2 3 ) is = 11 <sup>3rd</sup> ( 112 % ) 4 <sup>th</sup> (-1)						
HP (26)	: Total POINTS for 5 scorers ( 2 3 4 5 6 ) is = 20 <sup>6th</sup> ( 163 % ) 6 <sup>th</sup>						
7 1 (28)	: Total POINTS for 5 scorers ( 1 3 4 13 14 ) is = 35 <sup>9th</sup> ( 263.1 % ) 9 <sup>th</sup>						

Ave TIME is 0:19:52.9

A - 6  
 B - 16  
 C - 16  
 D - 22  
 E - 22  
 F - 11  
 G - 9  
 H - 6  
 I - 3  
 R - 7  
 \* - 0



02

BACAA REGIONALS  
06/23/90

HOSTED BY: B A C A A

TEAM STATISTICS (ALL EVENTS INCL)

#)	TEAM NAME	1ST PL	TOP 3	TOP 5	TOP 7
03)	VARIAN	00	00	00	00
10)	INTEL	00	00	00	00
16)	BANK AMERICA	01	08	11	15
17)	TANDEM	00	00	00	00
18)	PAC*TEL-B	00	00	00	00
19)	LOCKHEED-B	00	00	02	02
20)	HP-B	00	00	01	01
21)	CHEVRON	01	04	05	12
22)	AT & T	00	02	03	05
23)	IBM	02	05	11	15
24)	LOCKHEED-A	04	12	16	17
25)	PAC*TEL-A	09	14	18	18
26)	HP-A	01	08	15	17
28)	APPLE	01	04	09	11

EVENT STATISTICS BY TEAM

K	M5K	Mle	Jump	Put	DR	SMD	3Lp	Exc	Sen	WR	SMS	Prs	4x2	Pyr	M+	Dec	SR	800	
33	00	00	00	00	00	00	00	00	00	00	00	00	00	00	00	00	00	00	(03) VARIAN
00	00	00	00	00	00	00	00	00	00	00	00	00	00	00	00	00	00	00	(10) INTEL
38	34	00	41	00	00	34	00	45	36	41	45	50	35	45	45	34	38	(16) BANK AMERICA	
00	00	00	00	00	00	00	00	00	00	00	00	00	00	00	00	00	00	00	(17) TANDEM
00	00	00	00	00	00	00	00	00	00	00	00	00	00	00	00	00	00	00	(18) PAC*TEL-B
00	00	00	38	00	00	00	00	38	00	00	00	00	00	00	00	00	00	00	(19) LOCKHEED-B
00	36	00	00	00	00	00	00	00	00	00	00	00	00	00	00	00	00	00	(20) HP-B
45	32	45	35	35	36	50	00	35	34	33	00	35	41	00	00	35	00	(21) CHEVRON	
36	33	41	33	00	35	33	00	00	00	34	00	45	00	00	00	00	00	(22) AT & T	
34	35	36	32	36	38	41	00	34	50	35	00	36	00	41	50	38	41	(23) IBM	
50	38	00	45	50	45	45	41	50	35	45	41	38	45	00	36	50	36	(24) LOCKHEED-A	
41	50	50	50	41	50	38	50	36	41	50	50	41	36	50	38	45	00	(25) PAC*TEL-A	
35	45	00	36	38	41	35	45	41	45	36	38	00	50	38	41	36	45	(26) HP-A	
32	41	38	34	45	00	36	00	00	38	38	00	00	38	00	00	41	50	(28) APPLE	

06/20/90

Road Race  
Fact Sheet

This fact sheet should allow you to better understand how to read the Road Race results printout.

Sample Printout

90/06/20		BACAA Regionals						23:19:28	
PL	Name	Time	Sex	PL	Div	PL	Race#	Pace	
* 1	Smith. J*HP	0:16:26	M	1	A	1	147	5:18	
* 2	Adams. K*Pac	0:17:03	M	2	B	1	318	5:30	
3		0:18:08				1	110	5:51	
* 4	Wee. E *Loc	0:18:23	M	3	A	2	382	5:56	
* 5	Liu. K *HP	0:18:29	M	4	A	3	108	5:58	
6		0:18:54				2	311	6:06	
* 7	Sams. P *ATT	0:19:03	M	5	C	1	302	6:09	
* 8	Tu. L *ATT	0:19:16	M	6	A	4	337	6:13	
9	Stans. J*Loc	0:19:19	M	7	A	5	135	6:14	
*10	Picks. T*Pac	0:19:33	M	8	B	2	251	6:18	
11		0:20:08				3	372	6:30	
12		0:20:30				4	123	6:37	
*13	Johns. P*HP	0:20:37	M	9	C	2	234	6:39	
*14	Baer. R *Loc	0:20:56	M	10	E	1	345	6:45	
*15	Wren. M *Loc	0:21:16	M	11	G	1	456	6:52	
<u>A</u>	<u>B</u>	<u>C</u>	<u>D</u>	<u>E</u>	<u>F</u>	<u>G</u>	<u>H</u>	<u>I</u>	

- A Overall place in the race. If a '\*' is next to your place, it means that you were in the top 4 of your age group.
- B Your name and 3 character team code (after the '\*').
- C Your sex (M or F).
- D Your place within your sex.
- E Your age group category letter.
  - A / J 24 & under (Male/Female)
  - B / K 25 - 29
  - C / L 30 - 34 F / O 45 - 49
  - D / M 35 - 39 G / P 50 - 54
  - E / N 40 - 44 H / Q 55 - 59
  - I / R 60 & up / Heavyweights
- F Your place within your age group. This is what is used to determine your team score.
- G Your race number.
- H Your per mile average pace.

4

BACAA REGIONALS  
06/23/90

HOSTED BY: B A C A A

MEN'S 5K

(I)

FINALS

L	TIME/PTS	SPLITS	PTS	TEAM NAME
1 -	6 /	6 /	0 / (24)	LOCKHEED-A 50
2 -	9 /	9 /	0 / (21)	CHEVRON 45
3 -	11 /	11 /	0 / (25)	PAC*TEL-A 41
4 -	15.5 /	15.5 /	0 / (16)	BANK AMERICA 38
5 -	15.8 /	15.8 /	0 / (22)	AT & T 36
6 -	20 /	20 /	0 / (26)	HP-A 35
7 -	30 /	30 /	0 / (23)	IBM 34
8 -	32 /	32 /	0 / (03)	VARIAN 33
9 -	35 /	35 /	0 / (28)	APPLE 32

1st I - Men

(5) 3,10

90/06/11

02:11:41

entered

BACAA Regionals

PL	Name	Time	Sex / PL	Div / PL	Race#	Pace
<b>Uar (3)</b>						
* 22	Kenny. Mike	0:17:03	F 1	R 1-	523	5:30
35	Doniger. Ken	0:17:40	M 23	D 6-	517	5:42
55	Boyle. Mike	0:18:22	M 38	B 9-	524	5:55
80	Lowton. Phil	0:18:55	M 51	D 10-	518	6:06
102	Kenyon. Kirk	0:19:56	M 66	C 12	519	6:26
119	Legarra. Jim	0:20:35	M 78	E 16	520	6:38
151	Stockwell. Brad	0:22:10	M 96	C 15	522	7:09
152	Kalkonis. Greg	0:22:13	M 97	D 20	521	7:10
166	Dodge. Ed	0:23:50	F 6	R 6-	526	7:41

32 8th

PL	Name	Time	Sex / PL	Div / PL	Race#	Pace
<b>Int (10)</b>						
* 3	Novitsky. John	0:15:53	M 1	C 1	041	5:07
77	Almeida. Loren	0:18:50	M 49	E 10	038	6:05
129	Verma. Deepak	0:21:08	M 83	D 16	037	6:49

Inc

PL	Name	Time	Sex / PL	Div / PL	Race#	Pace
<b>BoA (16)</b>						
* 11	Hardy. Lance	0:16:25	M 8	B 3-	487	5:18
* 24	Bennett. Tom	0:17:07	M 15	E 3-	483	5:31
31	Montoya. Joe	0:17:22	M 20	D 5x	495	5:36
37	Kessler. Mike	0:17:43	M 25	D 7	488	5:43
* 38	Schumacher. Kirk	0:17:48	M 26	E 4-	498	5:45
52	Malarkey. John	0:18:20	M 35	E 6	492	5:55
63	Rowland. Jim	0:18:31	M 41	C 8	497	5:58
86	Schneit. Andy	0:19:03	M 55	E 12	556	6:09
* 90	McCuen. Gary	0:19:09	M 58	G 2-	494	6:11
91	Ronan. Mike	0:19:21	M 59	C 11	496	6:15
113	Underwood. Steve	0:20:11	M 74	F 8	500	6:31
115	Lewis. John	0:20:23	M 76	D 15	490	6:35
131	Traver. Tom	0:21:10	M 84	G 7	499	6:50
* 133	Martin. Fred	0:21:12	M 85	H 3-	493	6:50
163	Bayless. Ron	0:23:40	M 104	D 21	482	7:38
171	Li. Dabing	0:25:25	M 108	D 22	491	8:12

15.5

PL	Name	Time	Sex / PL	Div / PL	Race#	Pace
<b>Chu (21)</b>						
* 6	Pontarelli. Tim	0:16:08	M 3	B 1-	056	5:12
* 10	Allman. Bill	0:16:22	M 7	E 1-	084	5:17
* 18	White. Peter	0:16:53	M 13	E 2-	085	5:27
53	Lady. Scott	0:18:20	M 36	B 8	508	5:55
59	Montoya. Lou	0:18:25	M 40	E 8	082	5:56
68	Mehaffey. Shawn	0:18:39	M 45	A 6	053	6:01
96	Cramm. George	0:19:33	M 63	E 15	083	6:18
* 100	Longwell. Bob	0:19:45	M 64	G 3-	087	6:22

9 (21)



* 101	Basye. Dale	0:19:50	M	65	H	2	088	6:24
112	Schell. John	0:20:10	M	73	F	7	086	6:30
146	Bowen. Jerry	0:21:38	M	92	D	18	081	6:59
149	Ellis. Eugen	0:21:49	M	95	D	19	509	7:02
153	Hayes. Tom	0:22:21	M	98	B	14	054	7:13
161	Zib. Ken	0:23:21	M	103	H	5	091	7:32

PL Name Time Sex / PL Div / PL Race# Pace  
**ATT (22)**

* 7	Neupauer. Tom	0:16:08	M	4	B	2	535	5:12
* 15	Reitz. Jim	0:16:39	M	11	F	1	532	5:22
* 34	Cavalli. John	0:17:36	M	22	A	3	538	5:41
67	King. Norman	0:18:39	M	44	B	10	528	6:01
83	Haensly. James	0:18:58	M	52	B	12	536	6:07
84	Jones. Stuart	0:18:58	M	53	C	10	534	6:07
94	Siebenmorgan. Ber	0:19:26	M	61	D	11	543	6:16
95	Rynne. Jim	0:19:27	M	62	B	13	541	6:16
103	Meyer. Dave	0:19:56	M	67	F	5	540	6:26
* 104	Bolden. Barry	0:19:57	M	68	G	4	533	6:26
107	Tamez. Roy	0:19:58	M	70	D	12	548	6:26
120	Goodman. Harding	0:20:35	M	79	F	9	539	6:38
143	Wong. Daniel	0:21:33	M	89	E	18	542	6:57
145	Tom. Lyndon	0:21:34	M	91	E	19	545	6:57
154	Fuller. Mike	0:22:27	M	99	E	20	549	7:15
157	Mahler. Ed	0:23:15	M	101	G	8	530	7:30
175	Devert. Bruce	0:26:26	M	109	E	21	547	8:32
177	Aragues. Dan	0:27:00	M	110	E	22	546	8:43

15.8 5th

PL Name Time Sex / PL Div / PL Race# Pace  
**IBM (23)**

39	Kaplan. Craig	0:17:52	M	27	B	6	469	5:46
43	Ross. Tom	0:17:58	M	30	C	6	471	5:48
44	Anderson. Matt	0:18:00	M	31	C	7	467	5:48
45	Springer. Mark	0:18:00	M	32	B	7	472	5:48
* 50	Eslinger. Greg	0:18:17	M	34	A	4	506	5:54
56	Gentry. Steve	0:18:23	M	39	D	8	468	5:56
138	Nomm. Nick	0:21:23	M	88	F	10	588	6:54

30 7th

PL Name Time Sex / PL Div / PL Race# Pace  
**Loc (24)**

* 5	Misener. Jim	0:16:00	M	2	A	1	266	5:10
* 17	Piazza. David	0:16:51	M	12	C	4	034	5:26
26	Meyers. Barry	0:17:13	M	17	B	5	268	5:33
* 28	Gibson. Doug	0:17:16	M	18	D	3	029	5:34
* 29	Bilinski. Mike	0:17:17	M	19	D	4	289	5:35
* 47	Miller. George	0:18:05	M	33	G	1	572	5:50
54	Strickland. Bob	0:18:21	M	37	E	7	566	5:55
64	Prince. Roger	0:18:36	M	42	A	5	267	6:00
66	Ockerman. Jerry	0:18:38	M	43	E	9	030	6:01
* 78	Bauer. Dave	0:18:52	M	50	H	1	575	6:05
87	Whittemore. Tom	0:19:04	M	56	E	13	293	6:09
* 111	Barbie. George	0:20:08	F	2	R	2	584	6:30
114	Heinze. Fred	0:20:20	M	75	D	14	586	6:34
* 116	Egley. Dennis	0:20:30	M	77	I	1	582	6:37
135	Lundy. Francis	0:21:15	M	86	E	17	035	6:51
* 144	Eubank. Gary	0:21:33	M	90	H	4	576	6:57

6 (1st)

* 148	Goode. Ed	0:21:42	M	94	I	3	583	7:00
165	Snygg. Charlie	0:23:48	M	105	G	9	573	7:41
167	Phillips. Pete	0:23:51	M	106	H	6	031	7:42
179	Vonderlinden. Gar	0:27:58	M	111	B	16	587	9:01

**Pac (25)**

PL	Name	Time	Sex / PL	Div / PL	Race#	Pace		
* 8	Chavez. Steve	0:16:08	M	5	C	2-	107	5:12
* 20	Parker. Todd	0:16:56	M	14	A	2-	007	5:28
* 32	Goldman. Len	0:17:26	M	21	F	2-	100	5:37
36	Stevens. Mark	0:17:41	M	24	C	5	002	5:42
40	Patrick. Mike	0:17:53	M	28	E	5	243	5:46
* 41	Curtis. Allan	0:17:53	M	29	F	3-	109	5:46
70	Garcia. David	0:18:43	M	46	D	9	006	6:02
85	Wang. Miu	0:19:00	M	54	E	11	102	6:08
* 89	Major. Jack	0:19:08	M	57	F	4	101	6:10
93	Speidel. Richard	0:19:25	M	60	E	14	099	6:16
127	O'Brien. Bill	0:20:54	M	82	G	6	108	6:45
* 147	Walsh. Tom	0:21:42	M	93	I	2-	103	7:00
162	Jahn. Dennis	0:23:26	F	5	R	5	036	7:34
178	Forbes. Jerry	0:27:08	F	7	R	7	253	8:45

11 (3rd)

**HP (26)**

PL	Name	Time	Sex / PL	Div / PL	Race#	Pace		
* 13	Krumplestaedter	0:16:30	M	9	B	4-	414	5:19
* 14	Richard. Dale	0:16:38	M	10	C	3-	411	5:22
* 25	Parente. John	0:17:08	M	16	D	2-	417	5:32
71	Nelis. Harry	0:18:44	M	47	B	11	413	6:03
72	Lock. Ed	0:18:44	M	48	C	9	412	6:03
108	Brashear. Steve	0:19:59	M	71	D	13	418	6:27
109	Karlsten. John	0:20:03	M	72	F	6-	515	6:28
123	Baugh. Dick	0:20:44	M	80	G	5-	415	6:41
159	McCalla. Bill	0:23:18	M	102	F	11	590	7:31

20 2th

**Ap1 (28)**

PL	Name	Time	Sex / PL	Div / PL	Race#	Pace		
* 9	McLean. Doug	0:16:20	M	6	D	1-	015	5:16
106	Melton. Jim	0:19:58	M	69	C	13-	013	6:26
124	Dhuey. Mike	0:20:45	M	81	C	14-	011	6:42
* 126	Jennings. Ron	0:20:50	F	3	R	3-	017	6:43
136	Ortiz. Guillermo	0:21:21	M	87	D	17	016	6:53
155	Nairn. Jerry	0:22:30	M	100	C	16	014	7:15
* 156	Grabel. Dave	0:22:49	F	4	R	4-	018	7:22
168	Mongrobang. Rouce	0:23:56	M	107	B	15	009	7:43

35 9th

Ave TIME is 0:19:52.9

- A - 6
- B - 16
- C - 16
- D - 22
- E - 22
- F - 11
- G - 9



BACAA REGIONALS  
06/23/90

HOSTED BY: B A C A A

WOMEN'S 5K (I)

FINALS

PL	TIME/PTS	SPLITS	PTS	TEAM NAME
01 -	5 /	5 /	0 / (25)	PAC*TEL-A 50
02 -	8 /	8 /	0 / (16)	BANK AMERICA 45
03 -	11.6 /	11.6 /	0 / (24)	LOCKHEED-A 41
04 -	11.8 /	11.8 /	0 / (23)	IBM 38
05 -	12 /	12 /	0 / (26)	HP-A 36
06 -	14 /	14 /	0 / (28)	APPLE 35
07 -	19 /	19 /	0 / (21)	CHEVRON 34
08 -	21 /	21 /	0 / (22)	AT & T 33





Div I Female  
SK

entered

90/06/11

01:29:33

### BACAA Regionals

PL Name Time Sex / PL Div / PL Race# Pace  
**Var (3)**

PL Name Time Sex / PL Div / PL Race# Pace  
**Int (10)**

\* 62 Dulong. Carol 0:24:48 M 1 C 1 042 8:00 Inc

PL Name Time Sex / PL Div / PL Race# Pace  
**BoA (16)**

\* 10 Vega. Ruth 0:19:56 F 8 K 4 505 6:26  
 \* 11 Luca. Maureen 0:19:58 F 9 N 1- 599 6:26  
 \* 15 Jones. Roxy 0:20:37 F 12 L 1- 596 6:39  
 \* 22 Ginos. Barbara 0:20:58 F 17 M 3- 595 6:46  
 \* 28 Ruiz. Cindi 0:21:23 F 21 L 4 502 6:54  
 \* 38 Smith. Jan 0:22:12 F 28 N 3- 504 7:10  
 39 Lowers. Lauri 0:22:38 F 29 L 7 598 7:18  
 \* 61 Berg. Ida Mae 0:24:39 F 44 P 3\* 592 7:57  
 69 Carmona. Averil 0:25:23 F 48 P 5 594 8:11  
 76 King. Rosemary 0:27:11 F 52 O 5 597 8:46

8 2nd

PL Name Time Sex / PL Div / PL Race# Pace  
**Chu (21)**

\* 19 Bilich. Bonnie 0:20:48 F 15 L 2 095 6:43  
 \* 40 Jakielski. Trish 0:22:40 F 30 M 4 097 7:19  
 65 Kuzmicky. Rhonda 0:24:58 F 45 L 10 096 8:03  
 \* 82 Sharp. Pat 0:32:23 F 55 Q 3 098 10:27

19 7th

PL Name Time Sex / PL Div / PL Race# Pace  
**ATT (22)**

\* 27 Hall. Amy 0:21:22 F 20 L 3 553 6:54  
 \* 42 Swingley. Lynne 0:22:42 F 32 N 4 554 7:19  
 59 Porep. Barbara 0:24:22 F 42 M 7 550 7:52  
 77 Stone. Elaine 0:27:33 F 53 N 7 555 8:53

21 3th

PL Name Time Sex / PL Div / PL Race# Pace  
**IBM (23)**

\* 4 McCarroll. Sheri 0:18:43 F 3 K 2- 481 6:02  
 \* 7 Christensen. Cath 0:19:27 F 5 J 2- 475 6:16  
 \* 14 Brown. Shaun 0:20:36 F 11 J 4- 474 6:39  
 30 Marsh. Dana 0:21:26 F 23 L 6\* 480 6:55  
 \* 41 Kaiser. Phyllis 0:22:41 F 31 O 3- 477 7:19  
 44 Koontz. Wendy 0:23:06 F 34 M 5\* 589 7:27  
 50 Marsh. Dana 0:23:31 F 38 L 8\* 480 7:35

11.8 4th

52	Kay. Alice	0:23:48	F	40	M	6	479	7:41
60	Bryant. Lynette	0:24:31	F	43	N	6	507	7:55

PL	Name	Time	Sex / PL	Div / PL	Race#	Pace
----	------	------	----------	----------	-------	------

**Loc (24)**

* 8	Schmidt. Eileen	0:19:29	F	6	J	3-	294	6:17
24	Jacobson. Kathy	0:21:09	F	18	K	6+	409	6:49
26	Rashid. Stacia	0:21:13	F	19	J	5+	296	6:51
37	Stevens. Lynne	0:22:11	F	27	J	6*	295	7:09
* 47	Vaurs. Sandy	0:23:24	F	35	P	2-	578	7:33
* 48	Gaskin. Sherri	0:23:28	F	36	O	4-	577	7:34
* 74	Eubank. Nancy	0:26:57	F	50	Q	2-	579	8:42
75	Rolon. Claudia	0:27:05	F	51	M	9	027	8:44

11.6 3rd

PL	Name	Time	Sex / PL	Div / PL	Race#	Pace
----	------	------	----------	----------	-------	------

**Pac (25)**

* 1	Fetherston. Honor	0:17:53	F	1	M	1-	258	5:46
* 9	Laudenslager. She	0:19:36	F	7	K	3	265	6:19
* 16	Stickle. Edda	0:20:42	F	13	O	1-	263	6:41
* 17	Lance. Maureen	0:20:42	F	14	M	2-	261	6:41
* 32	Murray. Doerte	0:21:33	F	25	P	1-	255	6:57
* 35	Condon. Susan	0:21:54	F	26	O	2	262	7:04
51	Bracken. Jeannie	0:23:47	F	39	N	5	032	7:40
71	Lyons. Kay	0:25:59	F	49	P	6	264	8:23

5 1st

PL	Name	Time	Sex / PL	Div / PL	Race#	Pace
----	------	------	----------	----------	-------	------

**HP (26)**

12	Nichols. Kelly	0:20:02	F	10	K	5-	462	6:28
* 20	Seaward. Karen	0:20:56	F	16	N	2-	464	6:45
43	Patton. Helene	0:22:56	F	33	K	8	461	7:24
* 49	Kerr. Rita	0:23:29	F	37	Q	1-	465	7:35
56	Saiz. Liz	0:24:11	F	41	L	9	516	7:48
* 67	Shilling. Yoko	0:25:10	F	46	P	4-	466	8:07

12 5th

PL	Name	Time	Sex / PL	Div / PL	Race#	Pace
----	------	------	----------	----------	-------	------

**Ap1 (28)**

* 2	Swan. Betsy	0:18:05	F	2	K	1-	021	5:50
* 6	Brookover. Christ	0:19:21	F	4	J	1-	020	6:15
29	Fitzpatrick. Acen	0:21:24	F	22	L	5-	024	6:54
31	Webster. Kristen	0:21:30	F	24	K	7-	023	6:56
68	Evans	0:25:20	F	47	M	8	026	8:10
79	Wong. Marian	0:27:42	F	54	M	10	019	8:56

14 6th

Ave TIME is 0:23:12.7

- C - 1
- J - 6
- K - 8
- L - 10
- M - 10
- N - 7
- O - 5

BACAA REGIONALS  
06/23/90

HOSTED BY: B A C A A

SUB-MAST DIST (I)

FINALS

PL	TIME	TEAM NAME	PTS
01	11:29.3	(25) PAC*TEL-A	50
02	11:31.4	(24) LOCKHEED-A	45
03	12:28.3	(26) HP-A	41
04	12:45.6	(23) IBM	38
05	13:29.3	(21) CHEVRON	36
06	13:46.3	(22) AT & T	35

BACAA REGIONALS  
06/23/90

HOSTED BY: B A C A A

WOMEN'S 800M (I)

FINALS

PL	TIME/PTS	SPLITS	TEAM NAME	PTS
01	05:10.9	02:34.4 / 02:36.5	(28) APPLE	50
02	05:17.8	02:43.5 / 02:34.3	(26) HP-A	45
03	05:21.0	02:22.4 / 02:58.6	(23) IBM	41
04	05:22.5	02:47.8 / 02:34.7	(16) BANK AMERICA	38
05	05:26.6	02:41.5 / 02:45.1	(24) LOCKHEED-A	36

BACAA REGIONALS  
06/23/90

HOSTED BY: B A C A A

3 LAP SPRINT (I)

FINALS

PL	TIME	TEAM NAME	PTS
01	02:38.3	(21) CHEVRON	50
02	02:41.6	(24) LOCKHEED-A	45
03	02:42.5	(23) IBM	41
04	02:51.9	(25) PAC*TEL-A	38
05	02:54.1	(28) APPLE	36
06	03:01.8	(26) HP-A	35
07	03:04.6	(16) BANK AMERICA	34
08	03:17.2	(22) AT & T	33

BACAA REGIONALS  
06/23/90

HOSTED BY: B A C A A

EXEC COED REL (I)

FINALS

L	TIME	TEAM NAME	PTS
1	- 10:20.2	(25) PAC*TEL-A	50
2	- 11:43.5	(26) HP-A	45
3	- 12:27.0	(24) LOCKHEED-A	41

BACAA REGIONALS  
06/23/90

HOSTED BY: B A C A A

MEN'S MILE (I)

FINALS

L	TIME/PTS	SPLITS	TEAM NAME	PTS
1	- 08:56.1	/ 04:34.4 / 04:21.7	(25) PAC*TEL-A	50
2	- 08:59.7	/ 04:27.2 / 04:32.5	(26) HP-A	45
3	- 09:08.9	/ 04:22.2 / 04:46.7	(28) APPLE	41
4	- 09:26.4	/ 04:44.1 / 04:42.3	(24) LOCKHEED-A	38
5	- 09:56.3	/ 04:59.8 / 04:56.5	(20) HP-B	36
5	- 10:09.9	/ 04:51.9 / 05:18.0	(23) IBM	35
7	- 10:20.8	/ 04:55.5 / 05:25.3	(16) BANK AMERICA	34
3	- 10:34.4	/ 05:42.4 / 04:52.0	(22) AT & T	33
9	- 11:15.5	/ 06:16.6 / 04:58.9	(21) CHEVRON	32

BACAA REGIONALS  
06/23/90

HOSTED BY: B A C A A

SENIORS RELAY (I)

FINALS

TIME	TEAM NAME	PTS
- 03:15.6	(24) LOCKHEED-A	50
- 03:15.9	(16) BANK AMERICA	45
- 03:28.0	(26) HP-A	41
- 03:42.7	(19) LOCKHEED-B	38
- 03:47.2	(25) PAC*TEL-A	36
- 03:48.6	(21) CHEVRON	35
- 04:00.2	(23) IBM	34



12

BACAA REGIONALS  
06/23/90

HOSTED BY: B A C A A

WOMEN'S RELAY (I)

FINALS

PL	TIME	TEAM NAME	PTS
01	04:36.4	(23) IBM	50
02	04:39.7	(26) HP-A	45
03	04:54.9	(25) PAC*TEL-A	41
04	04:59.1	(28) APPLE	38
05	05:06.2	(16) BANK AMERICA	36
06	05:16.9	(24) LOCKHEED-A	35
07	05:18.2	(21) CHEVRON	34

BACAA REGIONALS  
06/23/90

HOSTED BY: B A C A A

SUB-MAST SPRINT(I)

FINALS

PL	TIME	TEAM NAME	PTS
01	04:02.6	(25) PAC*TEL-A	50
02	04:03.6	(24) LOCKHEED-A	45
03	04:04.8	(16) BANK AMERICA	41
04	04:08.2	(28) APPLE	38
05	04:11.8	(26) HP-A	36
06	04:25.1	(23) IBM	35
07	04:25.7	(22) AT & T	34
08	04:33.6	(21) CHEVRON	33

BACAA REGIONALS  
06/23/90

HOSTED BY: B A C A A

PRES RELAY (I)

FINALS

PL	TIME	TEAM NAME	PTS
01	06:01.4	(25) PAC*TEL-A	50
02	06:12.5	(16) BANK AMERICA	45
03	06:20.5	(24) LOCKHEED-A	41
04	06:59.5	(26) HP-A	38

BACAA REGIONALS  
06/23/90

HOSTED BY: B A C A A

4X220Y RELAY (I)

FINALS

PL	TIME	TEAM NAME	PTS
01	01:48.3	(16) BANK AMERICA	50
02	01:50.6	(22) AT & T	45
03	01:53.4	(25) PAC*TEL-A	41
04	01:56.0	(24) LOCKHEED-A	38
05	01:58.2	(23) IBM	36
06	02:01.8	(21) CHEVRON	35

BACAA REGIONALS  
06/23/90

HOSTED BY: B A C A A

PYRAMID RELAY (I)

FINALS

L	TIME	TEAM NAME	PTS
1	09:37.3	(26) HP-A	50
2	09:47.3	(24) LOCKHEED-A	45
3	10:15.6	(21) CHEVRON	41
4	10:18.9	(28) APPLE	38
5	10:33.7	(25) PAC*TEL-A	36
6	11:55.4	(16) BANK AMERICA	35

BACAA REGIONALS  
06/23/90

HOSTED BY: B A C A A

MASTER + RELAY (I)

FINALS

TIME	TEAM NAME	PTS
06:46.2	(25) PAC*TEL-A	50
07:07.0	(16) BANK AMERICA	45
07:17.0	(23) IBM	41
07:19.2	(26) HP-A	38

BACAA REGIONALS  
06/23/90

HOSTED BY: B A C A A

DECADE RELAY (I)

FINALS

PL	TIME	TEAM NAME	PTS
01 -	04:12.7	(23) IBM	50
02 -	04:19.7	(16) BANK AMERICA	45
03 -	04:20.5	(26) HP-A	41
04 -	04:41.9	(25) PAC*TEL-A	38
05 -	04:51.3	(24) LOCKHEED-A	36

BACAA REGIONALS  
06/23/90

HOSTED BY: B A C A A

DISTANCE MEDLEY(I)

FINALS

PL	TIME	TEAM NAME	PTS
01 -	27:40.3	(24) LOCKHEED-A	50
02 -	28:15.3	(28) APPLE	45
03 -	28:43.0	(25) PAC*TEL-A	41
04 -	29:53.3	(26) HP-A	38
05 -	30:26.8	(23) IBM	36
06 -	31:45.1	(21) CHEVRON	35

BACAA REGIONALS  
06/23/90

HOSTED BY: B A C A A

SPRINT RELAY (I)

FINALS

PL	TIME	TEAM NAME	PTS
01 -	03:35.8	(24) LOCKHEED-A	50
02 -	03:41.1	(25) PAC*TEL-A	45
03 -	03:42.5	(28) APPLE	41
04 -	03:47.3	(23) IBM	38
05 -	03:50.1	(26) HP-A	36
06 -	03:50.7	(21) CHEVRON	35
07 -	03:58.3	(16) BANK AMERICA	34



06/08/90

Field Event  
Fact Sheet

This fact sheet should allow you to better understand how to read the Field Event Scores printout. Suggestions on how to improve the printout so that it is clearer would be greatly appreciated.

Sample Printout

<u>A</u>	<u>B</u>			<u>E</u>
01-01	Jay Sampson	M 35	(01) RADAR TS (I)	
	<u>C</u>	<u>D</u>		
	HJ	05'02.50 /		728 HJ
	LJ	17'08.00 / FOUL	/ 18'.00.00 /	790 LJ
				-----
				1518
01-02	John Lands	M 30	(01) RADAR TS (I)	
	HJ	05'06.00 /		750 HJ
	LJ	18'11.00 /	19'04.50 / PASS /	705 LJ
				-----
				1455 <u>F</u>
				=====
				1518 + 1455 = 2973
				<u>G</u> <u>H</u>
02-04	Erika Stroll	F 20	(02) SRI (II)	
	SP-T	30'00.00 /	PASS / FOUL /	479 SP-T
	SP-F	FOUL /	FOUL / 29'03.00	467 SP-F
02-05	Rich Larsen	M 40		
	SP-T	20'00.00 /	PASS / FOUL	364 SP-T
	SP-F	23'09.50 /	22'11.00 / FOUL	433 SP-F
				=====
				433 + 479 = 912
				<u>G</u> <u>H</u>

A The first 2 characters are the Team Number and the second two characters are the Individual's field event registration number. Note: The individual only needs to wear the Team Number while competing.

B Individual name, sex, age, team #, company name and team division. It's all pretty self explanatory.

- C Possible events (and their codes) are:
- |      |                   |
|------|-------------------|
| SP-T | Shot Put (Trials) |
| SP-F | Shot Put (Finals) |
| HJ   | High Jump         |
| LJ   | Long Jump         |
- D Distance/Height (Feet-Inches). FOULs and PASSes are also recorded.
- E The corresponding point total, for the best performance, within that age/sex category.
- F The combined, individual, point total is carried over to the far right. This is for the HJ/LJ only. The total is starred (\*) if points for one of these events is missing.
- G The 2 best individual point totals are listed and added together to give you ...
- H The HJ/LJ event grand total for the 2 best performers.



BACAA REGIONALS  
06/23/90

HOSTED BY: B A C A A

TEAM JUMP (I)

FINALS

PL	TIME/PTS	SPLITS	PTS	TEAM NAME
01	- 3039 /3039	/ 0 / (25)	50	PAC*TEL-A
02	- 2681 /2681	/ 0 / (21)	45	CHEVRON
03	- 2399 /2399	/ 0 / (22)	41	AT & T
04	- 2363 /2363	/ 0 / (28)	38	APPLE
05	- 2067 /2067	/ 0 / (23)	36	IBM

BACAA REGIONALS  
06/23/90

HOSTED BY: B A C A A

TEAM SHOT PUT (I)

FINALS

P	TIME/PTS	SPLITS	PTS	TEAM NAME
01	- 1470 /1470	/ 0 / (25)	50	PAC*TEL-A
02	- 1313 /1313	/ 0 / (24)	45	LOCKHEED-A
03	- 1278 /1278	/ 0 / (16)	41	BANK AMERICA
04	- 1058 /1058	/ 0 / (19)	38	LOCKHEED-B
05	- 1011 /1011	/ 0 / (26)	36	HP-A
06	- 1001 /1001	/ 0 / (21)	35	CHEVRON
07	- 990 / 990	/ 0 / (28)	34	APPLE
08	- 961 / 961	/ 0 / (22)	33	AT & T
09	- 828 / 828	/ 0 / (23)	32	IBM



BACAA REGIONALS  
06/23/90

HOSTED BY: B A C A A

STANDINGS THRU ' 15 EVENTS

DIV II

PL	TEAM NAME	POINTS	TIE BREAKER
01	(08) SRI-A	313	11 [00 00 17 17]
02	(01) GE	308	11 [00 15 15 20]
03	(29) SYNTEX-A	287	11 [00 00 18 20]
04	(07) EPRI	244	11 [00 00 00 00]
05	(06) UTC/CSD-A	232	11 [00 00 17 17]
06	(30) CITY OF SJ	139	07 [00 00 00 00]
07	(27) ALZA-A	121	06 [00 00 00 00]
08	(12) ALZA-B	038	02 [00 00 00 00]
09	(05) ESL	032	01 [00 00 00 00]
10	(13) UTC/CSD-B	020	01 [00 00 00 00]
11	(09) SYNTEX-B	018	01 [00 00 00 00]
12	(04) SRI-B	016	01 [00 00 00 00]

BACAA REGIONALS  
06/23/90

HOSTED BY: B A C A A

STANDINGS THRU ' 15 EVENTS

DIV II

*(Not throwing any events out)*

PL	TEAM NAME	POINTS	TIE BREAKER
01	(01) GE	358	14
02	(08) SRI-A	347	13
03	(29) SYNTEX-A	325	13
04	(06) UTC/CSD-A	266	13
05	(07) EPRI	244	11
06	(30) CITY OF SJ	139	07
07	(27) ALZA-A	121	06
08	(12) ALZA-B	038	02
09	(05) ESL	032	01
10	(13) UTC/CSD-B	020	01
11	(09) SYNTEX-B	018	01
12	(04) SRI-B	016	01

18

BACAA REGIONALS  
06/23/90

HOSTED BY: B A C A A

TEAM STATISTICS (ALL EVENTS INCL)

DIV II

(#) TEAM NAME	1ST PL	TOP 3	TOP 5	TOP 7
(01) GE	06	10	12	12
(02) WESTINGHOUSE	00	00	00	00
(04) SRI-B	00	00	00	01
(05) ESL	01	01	01	01
(06) UTC/CSD-A	00	03	10	13
(07) EPRI	02	05	09	11
(08) SRI-A	04	11	11	13
(09) SYNTEX-B	00	00	01	01
(11) LSI LOGIC	00	00	00	00
(12) ALZA-B	00	00	02	02
(13) UTC/CSD-B	00	00	01	01
(27) ALZA-A	00	03	04	06
(29) SYNTEX-A	02	11	13	13
(30) CITY OF SJ	00	01	07	07

EVENT STATISTICS BY TEAM

F5K	M5K	Mle	Jmp	SMD	3Lp	Sen	WR	Prs	4x2	Pyr	M+	Dec	SR	Put	
20	15	32	23	32	23	27	32	00	20	32	32	32	23	15	(01) GE
00	00	00	00	00	00	00	00	00	00	00	00	00	00	00	(02) WESTINGHOUSE
00	00	00	00	00	00	00	00	00	00	00	00	00	00	16	(04) SRI-B
00	32	00	00	00	00	00	00	00	00	00	00	00	00	00	(05) ESL
17	27	27	17	18	20	20	18	00	00	17	18	20	20	27	(06) UTC/CSD-A
23	16	23	00	00	17	32	20	00	23	20	20	00	18	32	(07) EPRI
32	17	00	27	27	27	23	00	32	32	27	27	27	32	17	(08) SRI-A
00	00	00	18	00	00	00	00	00	00	00	00	00	00	00	(09) SYNTEX-B
00	00	00	00	00	00	00	00	00	00	00	00	00	00	00	(11) LSI LOGIC
00	00	00	00	00	00	00	00	20	00	00	00	00	00	18	(12) ALZA-B
00	00	20	00	00	00	00	00	00	00	00	00	00	00	00	(13) UTC/CSD-B
00	23	00	16	20	16	00	00	23	00	00	00	00	00	23	(27) ALZA-A
27	18	00	32	23	32	00	23	27	27	23	23	23	27	20	(29) SYNTEX-A
18	20	00	20	00	18	00	27	00	18	18	00	00	00	00	(30) CITY OF SJ

Div II - Men  
5k

(19)

8/10

90/06/11

01:55:50

entered

### BACAA Regionals

PL	Name	Time	Sex / PL	Div / PL	Race#	Pace
<b>GE (1)</b>						
* 2	Zerzan. Terry	0:15:38	M 2	C 2-	611	5:03
57	Snyder. John	0:18:24	M 17	E 7-	622	5:56
* 105	Romesburg. Eph	0:19:57	M 35	G 4-	615	6:25
130	Anderson. Roger	0:21:08	M 40	E 18	612	6:49
140	Khan. Mo	0:21:26	M 44	C 13	609	6:55
141	Quinn. Jim	0:21:29	M 45	E 20	621	6:56

13 2nd

PL	Name	Time	Sex / PL	Div / PL	Race#	Pace
<b>ESL (5)</b>						
* 16	Kinsch. Russ	0:16:42	M 5	E 1-	601	5:23
* 19	Meinhardt. Bill	0:16:55	M 6	G 1-	603	5:27
* 21	Clark. Bill	0:16:57	M 7	E 2-	602	5:28
79	Stewart. Malcolm	0:18:52	M 27	E 10	605	6:05
81	Sheaffer. Doug	0:18:57	M 28	E 11	604	6:07

4 (19)

PL	Name	Time	Sex / PL	Div / PL	Race#	Pace
<b>UTC (6)</b>						
* 4	Murray. Todd	0:15:58	M 3	A 1-	822	5:09
* 12	McLaughlin. Bob	0:16:27	M 4	A 2-	816	5:18
48	Heerema. Steve	0:18:08	M 14	A 6	821	5:51
51	Creprau. John	0:18:18	M 16	E 6	813	5:54
73	Brazil. Joe	0:18:45	M 24	C 7	823	6:03
92	Mann. Jack	0:19:22	M 31	E 14	820	6:15
97	Garrett. Rick	0:19:34	M 32	C 9	817	6:19
139	Laufer. Steve	0:21:25	F 5	R 5-	829	6:55
164	Griffiths. Jim	0:23:46	M 49	G 7	814	7:40
170	Hanson. Bill	0:25:10	M 51	G 9	826	8:07
173	Butterfield. Davi	0:25:38	F 8	R 8	919	8:16
176	Aiello. Chuck	0:26:52	M 53	G 10	818	8:40
180	Ramos. Rick	0:32:25	F 9	R 9	827	10:27

8 (2nd)

PL	Name	Time	Sex / PL	Div / PL	Race#	Pace
<b>EPR (7)</b>						
49	Chapel. Steve	0:18:15	M 15	E 5-	697	5:53
* 75	Gulldman. Tom	0:18:48	M 25	G 2-	763	6:04
76	Colley. Rob	0:18:50	M 26	C 8-	696	6:05
82	Armor. Tony	0:18:57	M 29	E 12	700	6:07
88	Miller. Mike	0:19:08	M 30	E 13	698	6:10
* 99	Fuller. Ed	0:19:43	M 34	G 3-	746	6:22

10.8 7th

PL	Name	Time	Sex / PL	Div / PL	Race#	Pace
<b>SRI (8)</b>						
* 1	Hinzmann. Brock	0:15:28	M 1	C 1-	984	4:59

30	McKenne. Paul	0:17:20	M	10	A	5-	989	5:35
* 46	Bupp. Jamie	0:18:04	M	13	E	4-	982	5:50
58	Dabbs. Jack	0:18:24	M	18	E	8	983	5:56
60	Morley. Bruce	0:18:26	M	19	E	9	990	5:57
62	Beatty. Mark	0:18:29	M	21	C	5-	979	5:58
132	Hofmann. Thomas	0:21:11	M	41	C	12	985	6:50
134	Taylor. Waights	0:21:13	M	42	G	5	992	6:51
150	Webster. Jay	0:21:50	F	6	R	6	916	7:03
158	Brown. Bob	0:23:16	M	47	C	14	981	7:30
160	Rhee. Sung	0:23:19	M	48	E	21	991	7:31
169	Huber. Al	0:24:41	M	50	G	8	986	7:58

20

10.5 5th

PL Name Time Sex / PL Div / PL Race# Pace  
**ALz (27)**

* 61	Flores. Anthony	0:18:28	M	20	C	4-	794	5:57
65	Roorda. Wouter	0:18:36	M	22	C	6-	915	6:00
69	Kline. Ron	0:18:40	M	23	A	7	799	6:01
* 74	Foss. Willard	0:18:47	F	1	R	1-	793	6:04
98	Eckenhoff. Ben	0:19:41	M	33	E	15	809	6:21
117	Masi. Orlando	0:20:32	M	36	E	16	802	6:37
121	Fethe. Harold	0:20:35	M	38	E	17	804	6:38
122	Carpenter. Howard	0:20:43	M	39	C	11	796	6:41
* 128	Evashenk. Mark	0:20:56	F	4	R	4-	795	6:45
142	Burkoth. Terry	0:21:32	M	46	G	6	810	6:57
174	Ihrke. Dan	0:25:41	M	52	C	15	797	8:17

9.6 3rd

PL Name Time Sex / PL Div / PL Race# Pace  
**Syn (29)**

* 23	Cochron. Mark	0:17:05	M	8	A	3-	627	5:31
* 42	Murphy. Mel	0:17:54	M	12	C	3-	630	5:46
118	Lowe. Bill	0:20:34	M	37	C	10-	629	6:38
* 125	Marsman. Mike	0:20:46	F	3	R	3-	628	6:42
137	Vickery. Brian	0:21:21	M	43	E	19	625	6:53

9.9 5th

PL Name Time Sex / PL Div / PL Race# Pace  
**CSJ (30)**

* 27	Sodergren. Dan	0:17:14	M	9	A	4-	837	5:34
* 33	Benjeveno. Bill	0:17:31	M	11	E	3-	839	5:39
* 110	Cleland. Cameron	0:20:04	F	2	R	2-	840	6:28
172	Habel. Gordon	0:25:30	F	7	R	7-	841	8:14

9.7 4th

Ave TIME is 0:19:52.9

- A - 7
- C - 15
- E - 21
- G - 10
- R - 9
- \* - 0



24

BACAA REGIONALS  
06/23/90

HOSTED BY: B A C A A

MEN'S 5K

(II)

FINALS

PL	TIME/PTS	SPLITS	PTS	TEAM NAME	
01 -	4 /	4 /	0 /	(05) ESL	32
02 -	8 /	8 /	0 /	(06) UTC/CSD-A	27
03 -	9.6 /	9.6 /	0 /	(27) ALZA-A	23
04 -	9.7 /	9.7 /	0 /	(30) CITY OF SJ	20
05 -	9.9 /	9.9 /	0 /	(29) SYNTEX-A	18
06 -	10.5 /	10.5 /	0 /	(08) SRI-A	17
07 -	10.8 /	10.8 /	0 /	(07) EPRI	16
08 -	13 /	13 /	0 /	(01) GE	15

BACAA REGIONALS  
06/23/90

HOSTED BY: B A C A A

WOMEN'S 5K (II)

FINALS

PL	TIME/PTS	SPLITS	PTS	TEAM NAME
01 -	2 /	2 / 0 /	(08)	SRI-A 32
02 -	4 /	4 / 0 /	(29)	SYNTEX-A 27
03 -	5.3 /	5.3 / 0 /	(07)	EPRI 23
04 -	5.4 /	5.4 / 0 /	(01)	GE 20
05 -	7 /	7 / 0 /	(30)	CITY OF SJ 18
06 -	8 /	8 / 0 /	(06)	UTC/CSD-A 17

90/06/11

01:39:38

BACAA Regionals

PL	Name	Time	Sex / PL	Div / PL	Race#	Pace
<b>GE (1)</b>						
* 36	Moon. Madelyn	0:21:58	F 10	N 3	619	7:05
* 63	Giamraola. Joan	0:24:52	F 18	L 4	617	8:01
66	Hankins. Debbi	0:25:01	F 20	N 5	618	8:04
* 70	Carbaugh. Carol	0:25:44	F 21	R 2	624	8:18

5.4 11.9

PL	Name	Time	Sex / PL	Div / PL	Race#	Pace
<b>ESL (5)</b>						

PL	Name	Time	Sex / PL	Div / PL	Race#	Pace
<b>UTC (6)</b>						
64	Tanner. Sue	0:24:54	F 19	L 5	831	8:02
* 78	Wood. Becky	0:27:40	F 24	R 3	835	8:55

PL	Name	Time	Sex / PL	Div / PL	Race#	Pace
<b>EPR (7)</b>						
* 13	Wines. Jennifer	0:20:30	F 3	J 3	787	6:37
23	Ryan. Crystal	0:21:08	F 6	J 5	788	6:49
* 45	Bruechert. Barbar	0:23:09	F 11	L 3	789	7:28
* 46	Hassig. Nancy	0:23:11	F 12	N 4	791	7:29
* 55	Elmer. Marilyn	0:24:01	F 15	P 2	792	7:45



PL	Name	Time	Sex / PL	Div / PL	Race#	Pace
<b>SRI (8)</b>						
* 18	Huber. Linda	0:20:45	F 4	N 1	994	6:42
* 25	Nielsen. Valerie	0:21:10	F 7	N 2	996	6:50
* 33	Kirkpatrick. Sue	0:21:35	F 8	L 1	995	6:58
* 53	Longyear. Sally	0:23:51	F 13	R 1	918	7:42
* 54	Richardson. Judy	0:23:59	F 14	P 1	997	7:44
73	Wiemers. Pam	0:26:46	F 23	J 9	917	8:38
* 80	Bailey. Karen	0:29:50	F 25	P 3	993	9:37
* 83	Wyatt. Julie	0:38:11	F 27	P 4	998	12:19

PL	Name	Time	Sex / PL	Div / PL	Race#	Pace
<b>ALz (27)</b>						

PL	Name	Time	Sex / PL	Div / PL	Race#	Pace
<b>Syn (29)</b>						
* 5	Luvevay. Michelle	0:19:16	F 2	J 2	633	6:13
* 21	Thomas. Janet	0:20:57	F 5	J 4	634	6:45

20

\* 34 Wolfe. Loretta 0:21:40 F 9 L 2 695 6:59

PL	Name	Time	Sex / PL	Div / PL	Race#	Pace
<b>CSJ (30)</b>						
* 3	Seck. Michelle	0:18:28	F 1	J	1-	844 5:57
57	Gomez. Gail	0:24:12	F 16	J	6-	842 7:48
58	Shiehk. Irum	0:24:20	F 17	J	7	845 7:51
72	Milligan. Margare	0:26:10	F 22	J	8	843 8:26
81	Menzies-Farley.S	0:31:54	F 26	L	6*	846 10:17

7 5<sup>th</sup>

Ave TIME is 0:23:12.7

J - 9  
L - 6  
N - 5  
P - 4  
R - 3  
\* - 0

-----  
27

BACAA REGIONALS  
06/23/90

HOSTED BY: B A C A A

SUB-MAST DIST (II)

FINALS

PL	TIME	TEAM NAME	PTS
01	11:26.0	(01)GE	32
02	12:01.7	(08)SRI-A	27
03	12:02.7	(29)SYNTEX-A	23
04	13:11.3	(27)ALZA-A	20
05	13:24.0	(06)UTC/CSD-A	18

BACAA REGIONALS  
06/23/90

HOSTED BY: B A C A A

3 LAP SPRINT (II)

FINALS

TIME	TEAM NAME	PTS
01 - 02:39.3	(29)SYNTEX-A	32
02 - 02:40.2	(08)SRI-A	27
03 - 02:41.6	(01)GE	23
04 - 02:49.4	(06)UTC/CSD-A	20
05 - 02:52.4	(30)CITY OF SJ	18
06 - 02:54.7	(07)EPRI	17
07 - 03:06.5	(27)ALZA-A	16

BACAA REGIONALS  
06/23/90

HOSTED BY: B A C A A

MEN'S MILE (II)

FINALS

PL	TIME/PTS	SPLITS	PTS	TEAM NAME
01	09:23.7 /	04:48.0 / 04:35.7 /	32	(01)GE
02	09:52.3 /	04:31.2 / 05:21.1 /	27	(06)UTC/CSD-A
	10:31.4 /	05:29.4 / 05:02.0 /	23	(07)EPRI
04	10:36.9 /	04:53.8 / 05:43.1 /	20	(13)UTC/CSD-B

BACAA REGIONALS  
06/23/90

HOSTED BY: B A C A A

SENIORS RELAY (II)

FINALS

PL	TIME	TEAM NAME	PTS
01	- 03:29.0	(07) EPRI	32
02	- 03:31.3	(01) GE	27
03	- 03:44.0	(08) SRI-A	23
04	- 04:26.3	(06) UTC/CSD-A	20

BACAA REGIONALS  
06/23/90

HOSTED BY: B A C A A

WOMEN'S RELAY (II)

FINALS

PL	TIME	TEAM NAME	PTS
01	- 05:10.4	(01) GE	32
02	- 05:11.7	(30) CITY OF SJ	27
03	- 05:11.9	(29) SYNTEX-A	23
04	- 05:14.8	(07) EPRI	20
05	- 05:37.8	(06) UTC/CSD-A	18

BACAA REGIONALS  
06/23/90

HOSTED BY: B A C A A

PRES RELAY (II)

FINALS

PL	TIME	TEAM NAME	PTS
01	- 05:39.7	(08) SRI-A	32
02	- 06:01.0	(29) SYNTEX-A	27
03	- 06:02.8	(27) ALZA-A	23
04	- 06:17.1	(12) ALZA-B	20

BACAA REGIONALS  
06/23/90

HOSTED BY: B A C A A

4X220Y RELAY (II)

FINALS

PL	TIME	TEAM NAME	PTS
01	01:46.9	(08) SRI-A	32
02	01:47.3	(29) SYNTEX-A	27
03	01:52.2	(07) EPRI	23
04	01:53.0	(01) GE	20
05	02:08.4	(30) CITY OF SJ	18

BACAA REGIONALS  
06/23/90

HOSTED BY: B A C A A

PYRAMID RELAY (II)

FINALS

PJ	TIME	TEAM NAME	PTS
01	10:00.5	(01) GE	32
02	10:12.2	(08) SRI-A	27
03	10:26.4	(29) SYNTEX-A	23
04	10:41.8	(07) EPRI	20
05	11:29.0	(30) CITY OF SJ	18
06	11:31.0	(06) UTC/CSD-A	17

BACAA REGIONALS  
06/23/90

HOSTED BY: B A C A A

MASTER + RELAY (II)

FINALS

PL	TIME	TEAM NAME	PTS
01	06:39.0	(01) GE	32
02	06:43.3	(08) SRI-A	27
03	07:11.3	(29) SYNTEX-A	23
04	07:21.3	(07) EPRI	20
05	07:40.8	(06) UTC/CSD-A	18



BACAA REGIONALS  
06/23/90

HOSTED BY: B A C A A

DECADE RELAY (II)

FINALS

PL	TIME	TEAM NAME	PTS
01 -	03:58.4	(01) GE	32
02 -	04:21.4	(08) SRI-A	27
03 -	04:52.7	(29) SYNTEX-A	23
04 -	05:24.6	(06) UTC/CSD-A	20

BACAA REGIONALS  
06/23/90

HOSTED BY: B A C A A

SPRINT RELAY (II)

FINALS

PL	TIME	TEAM NAME	PTS
01 -	03:35.4	(08) SRI-A	32
02 -	03:45.1	(29) SYNTEX-A	27
03 -	03:47.1	(01) GE	23
04 -	03:51.3	(06) UTC/CSD-A	20
05 -	03:53.5	(07) EPRI	18

BACAA Field Event Scores  
TEAM JUMP

06/25/90

21-01 Bill Erbes M 35 (21) Chevron (I)

HJ 05'08.00 /  
LJ 13'01.00 / 14'04.00 / 13'02.00

819 HJ  
553 LJ

-----  
1372

21-02 Sandy Labeaux M 25 (21) Chevron (I)

HJ 05'00.00 /  
LJ 18'02.00 / 00'0 / 19'02.00

652 HJ  
657 LJ

-----  
1309

21-03 Brett Moore M 25 (21) Chevron (I)

HJ 00'0 /  
LJ 00'0 / 16'11.00 / 11'10.00

0 HJ  
580 LJ

580 \* 2nd

=====

1309 + 1372 = 2681

22-01 Carol Frazzano F 25 (22) AT & T (I)

HJ 04'02.00 /  
LJ 00'0 / 00'0 / 11'03.00

633 HJ  
489 LJ

-----  
1122

22-02 Peter Scranton M 25 (22) AT & T (I)

HJ 05'06.00 /  
LJ 14'11.00 / 16'04.00 / 16'01.00

717 HJ  
560 LJ

-----  
1277

22-03 Larry Yee M 20 (22) AT & T (I)

HJ 05'00.00 /

652 HJ

3rd

=====

1122 + 1277 = 2399

23-01 Lee Townsend M 25 (23) IBM (I)

HJ 04'06.00 /  
LJ 12'08.00 / 14'07.00 / 11'00.00

587 HJ  
500 LJ

-----  
1087

23-02 Steve Gentry M 35 (23) IBM (I)

HJ 04'06.00 /

651 HJ

23-03 Mark Springer M 25 (23) IBM (I)

HJ 04'02.00 /

543 HJ

LJ 12'03.00 / 00'0 / 12'09.00

437 LJ

-----  
980

=====

980 + 1087 = 2067

5<sup>th</sup>

24-01 Patti McLain F 25 (24) Lockheed-A (I)

HJ 04'06.00 /

684 HJ

24-02 Steve Hawkins M 25 (24) Lockheed-A (I)

24-03 Eric Willis M 25 (24) Lockheed-A (I)

25-01 Ron Shields M 35 (25) Pac\*Tel (I)

HJ 05'10.00 /

843 HJ

LJ 18'06.00 / 18'06.00 / 00'0

714 LJ

-----  
1557

25-02 Kevin Seeman M 30 (25) Pac\*Tel (I)

HJ 05'08.00 /

773 HJ

LJ 17'02.00 / 18'08.00 / 19'06.00

709 LJ

-----  
1482

25-03 Valerie Woods F 25 (25) Pac\*Tel (I)

HJ 05'00.00 /

759 HJ

LJ 13'01.00 / 00'0 / 13'11.00

605 LJ

-----  
1364

=====

1482 + 1557 = 3039

1st

28-01 Jim Melton M 30 (28) Apple (I)

HJ 04'02.00 /

568 HJ

LJ 14'01.00 / 00'0 / 00'0

512 LJ

-----  
1080

28-02 Brett Wingo M 20 (28) Apple (I)

HJ 05'02.00 /

674 HJ

LJ 16'04.00 / 17'09.00 / 00'0

-----  
1283

28-03 Arnold Maler M 25

(28) Apple (I)

LJ 18'06.00 / 18'10.00 / 17'10.00

646 LJ

646 \* *4th*

=====

1080 + 1283 = 2363

BACAA Field Event Scores  
SHOT PUT

06/23/90

16-04	Bob Feaster	M 60	(16) Bank America (I)		
	SP-F	44'08.00 / 45'03.00 /		818	SP-F
16-05	Larry Divito	M 50	(16) Bank America (I)		
	SP-F	23'09.00 / 25'01.00 / 24'11.00		460	SP-F
16-06	Jim Burrone	M 55	(16) Bank America (I)		
16-07	Mike Ronan	M 30	(16) Bank America (I)		
	SP-F	23'01.00 / 23'08.00 / 23'10.00		358	SP-F
				<u>460 + 818</u>	= 1278
					<i>(3rd)</i>
19-04	Steve Hawkins	M 25	(19) Lockheed-B (I)		
19-05	Betty Graf	F 30	(19) Lockheed-B (I)		
	SP-F	29'01.00 / 28'04.00 / 27'10.00		491	SP-F
19-06	Chuck Martinez	M 35	(19) Lockheed-B (I)		
	SP-F	34'05.00 / 31'08.00 /		567	SP-F
				<u>491 + 567</u>	= 1058
					<i>4th</i>
21-04	Dave Biama	M 30	(21) Chevron (I)		
	SP-F	27'10.00 / 29'09.00 /		447	SP-F
21-05	Sandy La Beaux	M 25	(21) Chevron (I)		
	SP-F	36'02.00 / 33'06.00 / 33'06.00		501	SP-F
21-06	Kathy Underhill	F 25	(21) Chevron (I)		

21-07 Bill Erbes M 35 (21) Chevron (I)

SP-F 30'04.00 / 29'09.00 / 00'0

500 SP-F  
=====

6th

500 + 501 = 1001

22-04 Carol Frazzano F 25 (22) AT & T (I)

SP-F 24'04.00 / 26'03.00 / 26'04.00

420 SP-F

22-05 Larry Yee M 35 (22) AT & T (I)

SP-F 30'00.00 / 31'04.00 / 31'00.00

516 SP-F

22-06 Mike Wagner M 40 (22) AT & T (I)

SP-F 24'00.00 / 23'00.00 / 24'05.00

445 SP-F

8th

=====

445 + 516 = 961

2 04 Lee Townsend M 25 (23) IBM (I)

SP-F 26'06.00 / 28'08.00 / 28'09.00

398 SP-F

23-05 Francis Peters M 35 (23) IBM (I)

SP-F 26'01.00 / 26'01.00 / 24'10.00

430 SP-F

23-06 Francisco Verduzco M 40 (23) IBM (I)

=====

398 + 430 = 828

9th

24-04 Al Ferriera M 50 (24) Lockheed-A (I)

SP-F 35'10.00 / 35'07.00 / 36'01.00

662 SP-F

24-05 Jack Righini M 35 (24) Lockheed-A (I)

SP-F 34'01.00 / 38'03.00 / 39'06.00

651 SP-F

24-06 Fei Mei Chou F 55 (24) Lockheed-A (I)

=====

651 + 662 = 1313

2nd

25-04 Jim Hart M 50 (25) Pac\*Tel (I)

SP-F 45'01.00 / 45'11.00 / 45'10.00

843 SP-F

25-05 John Case M 40 (25) Pac\*Tel (I)

SP-F 32'11.00 / 34'05.00 / 33'03.00

627 SP-F

25-06 Jerry Forbes M 55 (25) Pac\*Tel (I)

SP-F 30'09.00 / 32'03.00 / 31'00.00

624 SP-F

=====  
627 + 843 = 1470

1st

26-04 Larry Merlo M 30 (26) HP-A (I)

SP-F 37'09.00 / 35'04.00 / 34'10.00

567 SP-F

26-05 Lynn Yetter F 30 (26) HP-A (I)

SP-F 25'07.00 / 25'04.00 / 26'04.00

444 SP-F

26-06 Bill Brennan M 30 (26) HP-A (I)

SP-F 26'00.00 /

391 SP-F

=====  
444 + 567 = 1011

5th

28-04 Dave Lavrack M 25 (28) Apple (I)

SP-F 36'02.00 / 33'03.00 / 32'03.00

501 SP-F

28-05 Rick Povlik M 25 (28) Apple (I)

SP-F 35'04.00 / 34'08.00 / 35'03.00

489 SP-F

=====  
489 + 501 = 990

7th

BACAA REGIONALS  
06/23/90

HOSTED BY: B A C A A

TEAM LONG JUMP (II)

FINALS

PL	TIME/PTS	SPLITS	PTS	TEAM NAME
01	- 1435 / 620	/ 815 /	(29)	SYNTEX-A 32
02	- 1392 /1392	/ 0 /	(08)	SRI-A 27
03	- 1309 /1309	/ 0 /	(01)	GE 23
04	- 1276 /1276	/ 0 /	(30)	CITY OF SJ 20
05	- 1198 /1198	/ 0 /	(09)	SYNTEX-B 18
06	- 1143.5 /1143.5	/ 0 /	(06)	UTC/CSD-A 17
07	- 1143 /1143	/ 0 /	(27)	ALZA-A 16

BACAA REGIONALS  
06/23/90

HOSTED BY: B A C A A

TEAM SHOT PUT (II)

FINALS

PL	TIME/PTS	SPLITS	PTS	TEAM NAME
01	- 1422 /1422	/ 0 /	(07)	EPRI 32
02	- 1258 /1258	/ 0 /	(06)	UTC/CSD-A 27
03	- 1189 /1189	/ 0 /	(27)	ALZA-A 23
04	- 1185 /1185	/ 0 /	(29)	SYNTEX-A 20
05	- 1070 /1070	/ 0 /	(12)	ALZA-B 18
06	- 994 / 994	/ 0 /	(08)	SRI-A 17
07	- 930 / 930	/ 0 /	(04)	SRI-B 16
08	- 925 / 925	/ 0 /	(01)	GE 15



BACAA Field Event Scores  
SHOT PUT

06/25/90

01-04	Mike Wiersch	M 20	(1) GE (II)		
01-05	Dave Pentzien	M 25	(1) GE (II)		
	SP-F	29'01.00 / 31'00.00 / 34'03.00		474	SP-F
01-06	Charlie Bridges	M 20	(1) GE (II)		
	SP-F	30'08.00 / 32'07.00 / 32'04.00		451	SP-F
				=====	
				451 + 474 =	925
04-04	James Simon	M 25	(4) SRI-B (II)		
	SP-F	28'02.00 / 28'02.00 / 26'11.00		390	SP-F
04-05	Sherrod Smith	M 25	(4) SRI-B (II)		
	SP-F	34'00.00 / 36'00.00 / 36'06.00		505	SP-F
04-06	George Detre	M 50	(4) SRI-B (II)		
	SP-F	21'11.00 / 22'06.00 / 23'02.00		425	SP-F
				=====	
				425 + 505 =	930
06-04	Pat Sarceda	M 40	(6) UTC/CSD-A (II)		
	SP-F	34'06.00 / 35'03.00 / 37'09.00		687	SP-F
06-05	Chris Barreras	M 30	(6) UTC/CSD-A (II)		
	SP-F	34'09.00 / 35'01.00 / 33'07.00		527	SP-F
06-06	Sue Tanner	F 30	(6) UTC/CSD-A (II)		
06-07	Jim Griffiths	M 60	(6) UTC/CSD-A (II)		
	SP-F	31'07.00 / 30'07.00 /		571	SP-F

8th7th2nd

$$571 + 687 = 1258$$

04 Dwight Staten M 40 (7) EPRI (II)

SP-F 44'09.00 /

815 SP-F

07-05 Ian Esche M 30 (7) EPRI (II)

SP-F 27'03.00 / 28'02.00 / 28'06.00

428 SP-F

07-06 Jay Kelsall M 45 (7) EPRI (II)

SP-F 27'03.00 / 29'11.00 / 28'10.00

607 SP-F

(1st)

---

$$607 + 815 = 1422$$

08-04 Mariano Caunday M 35 (8) SRI-A (II)

SP-F 29'00.00 / 29'11.00 / 31'00.00

511 SP-F

08-05 John Ryan M 50 (8) SRI-A (II)

SP-F 26'04.00 / 25'05.00 /

483 SP-F

08-06 John Hopkins M 25 (8) SRI-A (II)

SP-F 29'11.00 / 29'10.00 /

414 SP-F

6th

---

$$483 + 511 = 994$$

12-04 Jill Wsyers F 25 (12) Alza-B (II)

SP-F 41'08.00 / 40'10.00 / 41'10.00

668 SP-F

12-05 Suanne Starner F 30 (12) Alza-B (II)

SP-F 21'03.00 / 20'02.00 / 23'10.00

402 SP-F

5th

---

$$402 + 668 = 1070$$

27-04 Rick Weyers M 25 (27) Alza-A (II)

SP-F 46'01.00 / 45'06.00 / 46'09.00

647 SP-F

27-05 Chris Gragg M 25 (27) Alza-A (II)

SP-F 35'08.00 / 39'02.00 / 37'00.00

542 SP-F

3rd

=====
542 + 647 = 1189

29-04 Bob Weissberg M 50 (29) Syntex-A (II)

SP-F 30'07.00 / 31'01.00 / 31'10.00

584 SP-F

29-05 Margaret Wong F 30 (29) Syntex-A (II)

SP-F 18'09.00 / 18'09.00 / 19'10.00

335 SP-F

29-06 Greg Canfield M 30 (29) Syntex-A (II)

SP-F 40'00.00 / 38'06.00 / 37'03.00

601 SP-F

4th

=====
584 + 601 = 1185

BACAA Field Event Scores  
TEAM JUMP

06/23/90

01-01 Bruce Hamilton M 35 (1) GE (II)

LJ 16'04.00 / 16'08.00 / 16'10.00

650 LJ 650 \*

01-02 John Redding M 40 (1) GE (II)

LJ 12'05.00 / 14'01.00 / 15'01.00

622 LJ 622 \*

01-03 Erica Mueser F 20 (1) GE (II)

LJ 15'02.00 / 00'0 / 14'09.00

659 LJ 659 \* 3rd

=====

650 + 659 = 1309

06-01 Derek Conine M 25 (6) UTC/CSD-A (II)

LJ 16'09.00 / 16'11.00 / 17'00.00

583 LJ 583 \*

06-02 Rick Garrett M 30 (6) UTC/CSD-A (II)

LJ 13'10.00 / 14'08.00 / 14'11.00

542 LJ 542 \*

06-03 Arlene Dukes F 30 (6) UTC/CSD-A (II)

LJ 12'00.00 / 00'0 / 00'0

560 LJ 560 \* 6th

=====

560 + 583 = 1143.5

08-01 Duane Heard M 25 (8) SRI-A (II)

LJ 00'0 / 22'05.00 / 00'0

769 LJ 769 \*

08-02 Margrette Duncan F 35 (8) SRI-A (II)

LJ 07'10.00 / 11'04.00 / 00'0

571 LJ 571 \*

08-03 Sherrod Smith M 25 (8) SRI-A (II)

LJ 16'04.00 / 16'08.00 / 18'02.00

623 LJ 623 \* 2nd

=====

623 + 769 = 1392

09-01 Delma Edwards F 30 (9) Syntex-B (II)

LJ 11'07.00 / 11'11.00 / 11'05.00

556 LJ 556 \*

09-02 Ron Bradley M 30 (9) Syntex-B (II)

LJ 16'04.00 / 17'08.00 / 16'11.00

642 LJ 642 \* 5th  
=====

556 + 642 = 1198

27-01 Hank Lawson M 35 (27) Alza-A (II)

LJ 12'10.00 / 14'10.00 / 13'05.00

572 LJ 572 \*

27-02 Doug Johnson M 25 (27) Alza-A (II)

LJ 16'03.00 / 16'08.00 / 15'04.00

571 LJ 571 \*

27-03 Ron Kline M 25 (27) Alza-A (II)

LJ 15'01.00 / 16'00.00 / 16'00.00

549 LJ 549 \* 7th  
=====

571 + 572 = 1143

29-01 Greg Canfield M 30 (29) Syntex-A (II)

LJ 21'10.00 / 22'04.00 / 22'05.00

815 LJ 815 \*

29-02 Christian Althoff F 25 (29) Syntex-A (II)

LJ 14'00.00 / 14'03.00 / 14'01.00

620 LJ 620 \* 1st  
=====

620 + 815 = 1435

30-01 Kiki Fujita M 30 (30) City of SJ (II)

30-02 Rick Teprault M 30 (30) City of SJ (II)

LJ 17'05.00 / 18'00.00 / 17'02.00

655 LJ 655 \*

30-03 Jerome Woehl M 45 (30) City of SJ (II)

LJ 14'01.00 / 14'00.00 / 14'01.00

621 LJ 621 \* 4th  
=====

621 + 655 = 1276