

Los Angeles City High Schools

Sports Histories

Track & Field

(Third Edition)



By

Bruce McIntosh
Rick Obrand
Bill Peck

LOS ANGELES CITY HIGH SCHOOLS

Track & Field

In 1991, the authors began to publish a modest series of Histories, covering Los Angeles City High School Sports. The first such summary of City Track & Field, contained merely the names of City Champions from the inception of the first City League Meet in 1911. The second edition, expanded the results to include all placers to through 1992.

This much expanded Third Edition, contains the following parts: (a) all medallists from the Los Angeles City Section Track & Field Championship Meet, which started in 1935 for boys and 1974 for girls, (b) an expanded City League Boys Championship Meet, which contains the City Major and Minor League (1925-1930), (c) an Honor Roll of the top Track & Field Alumni ever produced from L.A. Schools and (d) a selection of the All-Time Twentieth Century L.A. City High Team.

Table of Contents

1. City League Championship Meet - results of all **boys** events (1911-1934)
2. City Section Championship Meet - results of all **boys** events (1935-1999)
3. Alumni Honor Roll (**Men**) - the top athletes in each event from L.A. Schools
4. 20th Century Team - selection of the All-Time best **boys** in each event
5. City Section Championship Meet - results of all **girls** events (1974-1999)
6. Alumni Honor Roll (**Women**) - the top athletes in each event from L.A. Schools
7. 20th Century Team - selection of the All-Time best **girls** in each event

Front Cover photos (clockwise from upper left): high jumper Bill Smith, pole vaulter Lee Barnes, multi-talented Jodi Anderson, thrower Lillian Copeland, sprinting Howard sisters, half-miler Mal Whitfield and high jumper Cornelius Johnson

Additional Copies of this publication are available from the Los Angeles Unified School District, Interscholastic Athletics Office ... (213) 743-3640 ... FAX number (213) 746-6390 ... e-mail address bfiege@lausd.k12.ca.us ... or www.cif.la.org


Acknowledgements

Much of the data contained in this booklet has been taken from local newspapers, especially the pages of the Los Angeles Time, Herald-Examiner and Daily (Valley) News. These and many other resources have been preserved at the Helms Hall library and its' successor, the Amateur Athletic Foundation Library, thanks mainly to the late Bill Schroeder and the personnel at the AAF, especially Wayne Wilson, Shirley Ito, Mike Salmon, Bonita Carter and Shannon Boyd. Recent results have been largely taken from the files of the Los Angeles Unified School District, Interscholastic Athletic Office, with the help of City Athletic Directors, Hal Harkness, Pat Harvey and (currently) Barbara Fiege, assisted by secretaries, especially JoWanda Rogers. In addition, the authors would like to thank the numerous school librarians, coaches, athletic directors, teachers and athletes. From these sources, and others, Bruce McIntosh has been able to compile the most extensive mass of Los Angeles High School Sports information ever gathered, while Rick Obrand has accumulated the most voluminous list of notable high school athletics alumni in the nation. We thank all of the above, as well as Pete Anderson (who helped arrange for the production of this booklet), and others we may not have mentioned. **Titles and Computer Graphics** by Jose Perez.

LOS ANGELES CITY SECTION TRACK & FIELD CHAMPIONSHIPS BOYS EVENTS (1935-1999)

From the inception of City League in 1911, there has been an uninterrupted City Championship Meet for nine decades. But it was not until 1935, when the L.A. City Schools formed the City Section of the California Interscholastic Federation (CIF), that qualifiers from six leagues (Southern, Eastern, Northern, Marine, Western and Valley), competed in the strongest of all track & field areas in the state and the nation.

On the following pages of this Third Edition, a summary of the final placing in the City Section Championships include all the results since 1935. In addition to much additional information, including previously unknown first names, non-winning times (many of them conservatively estimated from photos or impartial eyewitness accounts) and wind conditions, this edition contains, for the first time, the names of individual members of winning relay teams.



CITY GREAT

Bill Smith

Rewrote City
Record Book
in High Jump,
Long Jump and
100 yard Dash

Much of the data compiled on the following pages has been taken from the pages of local newspapers, notably the Los Angeles Times, Herald-Examiner and Daily (Valley) News or the resources of Helms Hall and its' successor Amateur Athletic Foundation Library. Recent information has been taken largely from the files of the Los Angeles Unified School District Athletic Office, thanks to the cooperation of Athletic Directors Hal Harkness and Barbara Fiege, assisted by their secretaries, especially Jowanda Rogers. Corrections, additions and comments would be gratefully accepted by the authors, in care of: Bill Peck, 4215 Normal Ave., Apt. 9, Los Angeles, CA 90029...(323) 666-0546. **Computer Graphics and Titles by Jose Perez**

LOS ANGELES CITY SECTION TRACK AND FIELD CHAMPIONSHIPS

Boys 100 yard / 100 meter Dash

100 yard Dash

1935			1942			1948 (adjusted by photo)			1954 (adjusted by photo)		
1	Bryant Allen (so)	Jeff 9.9	1	Mel Patton (jr)	Univ 10.0	1	Fred Thompson	Jord 9.9	1	Everett Jackson	ManA 10.0
2	Bill Gregory	*LBU	2	Ham Lloyd	Frem	2	Erbie Schopper(jr)	Linc	2	Ed Walter (jr)	Jeff e10.1
3	Ernest Foster	Garf	3	Leon Hilbert	Jeff	3	Ed Crawford	Jord	3	Carl Robinson	LAng e10.2
4	Bill Woniack	HLwd	4	Tony Furtivo	Univ	4	Joe Graffio (so)	HunP	4	Vic Hall (jr)	Frem e10.2
5	Cameron	Frfx	5	Jack Griffin	Poly	5	Jim Garcia	ManA	5	Travis Matthews	Jord e10.3
						6	Bobby Smith	Jord	6	Castroma Thompson(jr)	*Ris e10.3
1936			1943			1949 (adjusted by photo)			1955 (adjusted by photo)		
t1	Henry Gonzalez	Roos #9.8	1	Mel Patton	Univ 10.0	1	Erbie Schopper	Linc 9.8	1	Booker Washington	Jord 10.0
t1	Bryant Allen (jr)	Jeff #9.8	2	John Mirriman	Mrsh	2	Larry Williams(jr)	Jeff e9.9	2	Ed Walter (jr)	Jeff 10.0
3	Al Lingua	Frnk	3	Leo Stewart	Jeff	3	George Adrian	HLwd e10.0	3	Willie White (jr)	Jeff 10.0
4	Wilbur Miller (jr)	Jeff	4	Valgean Smith	Belm	4	Gary Green (jr)	Jeff e10.1	4	Willie Turner (jr)	ManA 10.1
5	Ivan McWhinney	LAng	5	Jim Wilson	Belm	5	Joe Graffio (jr)	HunP e10.2	5	Ben Betrice	LAng
						6	Thad Taft	Poly e10.2	6	Lee Gentle	Jord
1937			1944			1950			1956		
1	Bryant Allen	Jeff #9.7	1	George Beamon	Poly 10.1	1	Guy Blackburn	Jeff #9.7	1	Willie White (jr)	Jeff 10.0
2	Wilbur Miller	Jeff 9.8	2	Guy Hogue	EagR	2	Gary Green	Jeff e9.8	2	Joe Batten (jr)	Jeff 10.1
3	Cliff Russell	LAng 9.8	3	Irlton French (so)	LAng	3	Joe Graffio	HunP e9.8	3	Art Jenkins	ManA 10.2
4	Sam Lankford (so)	Jeff	4	Warren Baker	Mrsh	4	Prince Laing	ManA	4	Willie Turner (jr)	ManA 10.2
5	Jordan	Frfx	5	Charles Tackett	Frem	5	Garrett Gerlich(jr)	HLwd	5	Gary Sorenson	Frem
						6	Darel Griffin	Dors	6	Len Frieden	Roos
1938			1945			1951 (adjusted by photo)			1957 (adjusted by photo)		
1	Sam Lankford (jr)	Jeff 9.8	1	Ed Brent (so)	Jeff 10.0	1	Gerald Taylor	Jeff 10.1	1	Bob Williams	Dors 10.0
2	Saul Lankford (jr)	Jeff	2	Jim Burton	Poly	2	Garrett Gerlich	HLwd 10.2	2	Joe Batten (jr)	Jeff 10.0
3	Hugh Wilson	Belm	t3	Don Lawrence (jr)	Univ	3	William Randolph	Jord 10.2	3	Hasten Folk	Frem 10.1
4	Bob Pickarts	Frfx	t3	Sam Jackson (jr)	Jord	4	Jim Backstrom	Poly e10.4	4	Lynn Gaskill (jr)	Bann 10.1
5	Cliff Bourland	Venc	5	Bill Pickering	Bell	5	Manuel Mitchell	ManA e10.4	5	Charles Davis	Dors
						t6	Billy Consolo	Dors e10.5	6	John Mitchell	Jeff
1939			1946			1952			1958		
1	Sam Lankford	Jeff 9.9	1	Sam Jackson	Jord 10.1	1	Ray Alvarado	Frem 10.3	1	James Bates	ManA 9.9
2	Daryl Failor (jr)	Hami	2	Don Lawrence	Univ	2	Jimmy Quinn	CanP e10.4	2	Hubie Watson (so)	Jord 10.0
3	Saul Lankford	Jeff	3	Jasper Ross	Belm	3	George Hutcherson(jr)	ManA	3	Willie Davis	Roos 10.0
4	Bill Smith (so)	Belm	4	Fred Thompson (so)	Jord	4	Herbert Vaughn	Jeff	4	Bruce Munn	NHwd 10.0
5	Thaddeus Roundtree (jr)	Poly	5	Ulysses Ware	ManA	5	Ray Lee	Poly	5	Lynn Gaskill	Bann 10.0
			6	Ed Brent	Jeff	6	Wally Wade (jr)	ManA	6	Dave Schumacher	NHwd 10.1
1940			1947			1953			1959 (8mph wind-aided)		
1	Bill Smith (jr)	Belm 9.9	1	Bob Ursery	Jeff 10.0	1	Darryl Ellingson	Dors 9.9	1	Hubie Watson (jr)	Jord 9.5
2	Chester Denton	Jeff	2	Walter Thompson	Poly	2	George Hutcherson	ManA	2	Edward Collins	Roos 9.7
3	Ovid Hill (jr)	*Ris	3	Ed Crawford (jr)	Jord	3	Clarence Longanecker	Frem	3	Abe Williams	Jeff 9.7
4	Thaddeus Roundtree	Poly	4	Les Evers	HLwd	4	Joe Winslow	Jeff	4	Anthony Lorick	Frem
5	Curtis Herbert	Jeff	5	Oliver Gordon	Jeff	5	Castroma Thompson(so)	*Ris	t5	Hilton Bullard	Frem
			6	Joe Lopez	Garf	5	Gary Dorgman	Frfx	t5	Donald Cook	Frem
1941											
1	Bill Smith	Belm #9.7									
2	Ralph Kauffman	Jeff e9.8									
3	Ovid Hill	*Ris									
4	Roger Kirkpatrick	Venc									
5	W Wright	*Ris									

Timing, prior to the 1978 City Championship meet, all timing was done by hand. It was not until 1962 that non-winning runners were timed on a regular basis (though some times can be conservatively estimated by viewing photographs or films of finishes). Beginning in 1979, timing of all runners was generally done by using fully automatic electronic devices, except in cases of malfunction (in which cases, back-up hand times were used). In all cases, times known to be fully automatic are shown in 1/100 second, while hand times are listed in 1/10 second. To compare times in different timing systems, ..for races of less than one lap, add 0.24 seconds to hand to get equivalent electronic time (e.g. 10.5 hand time = 10.74 electronic).

Metric Distances were inaugurated for all races in 1980. For the approximate difference in time between 100 yards and 100 meters, add 0.7 or 0.8 seconds (e.g. 9.7 for yards = 10.4/10.5 for meters; 10.00 for yards = 10.70/10.80 for 100 meters).

Starting Blocks, which were introduced and generally accepted in 1930, were in common use by the time the City Section Championships began. Contrary to popular opinion, these aids to starting were not made for faster starting, but rather to prevent sprinters and hurdlers from diggin holes at the start to get traction. This helped preserve the track from unnecessary bumps. Blocks were originally made from heavy metal and wood, in two or three pieces. Later blocks were constructed in one unit from heavy aluminum or similar heavy-duty metal. With the advent of automatic timing, recent blocks have been connected to the electronic timer and some can even detect false starts.

Key to symbols

- t = tie for place listed
- e = estimated time (based on still photo or moving picture, or impartial eyewitness account of finish)
- # = time bettered or tied City Championships Record

City Section Championships Medallists

Leading Schools (1935-1999) 100y/100m

Jefferson 43 medals (13 champions) Fremont 25 (4), Manual Arts 24 (4), Washington 18 (5), Jordan 15 (5)

CALIFORNIA STATE MEET MEDALLISTS - 100y/100m Dash

Total placers (first thru sixth) 1915-1999 = 90;
 Champions = 17...1919-Al Wright (Line), 1922-Herschel Smith (Sfer), 1923-Vic Klein (HLwd), 1925-June Hanford (ManA), 1928-Frank Lombardi (LAng), 1931-Foy Draper (HunP), 1937-Bryant Alien (Jeff), 1949-Erbie Schopper (Line), 1950-Gary Green (Jeff), 1956-Willie White (Jeff), 1958 & 1959-Hubie Watson (Jord), 1966-Phil Underwood (Dors), 1971-George Reddick (Hami), 1975-Kevin Williams (Sfer), 1976-Billy Mullins (Hami), 1987-Quincy Watts (Taft)

Boys 100 yard / 100 meter Dash

100 yard Dash cont.

100 meter Dash

1960			1970 (adjusted by photo)			1980 (100 meter Dash)			1990		
1	Hubie Watson	Jord 9.8	1	George Reddick (jr)	Hami 9.9	1	Greg Peppers	Wash 10.86	1	Donovan Burks	Wash 10.80
2	John Peters	Jord	2	Guy Abrahams	Wash 9.9	2	Gary Parcels	CanP 10.94	2	Michael Jefferson	Cars 10.99
3	Arthur Brownlee (jr)	Jeff	t3	Larry Phillips	Frfrx 10.0	3	Dwight Thompson	Kenn 10.96	3	Sylvester Green (jr)	Wash 11.00
4	Leroy Hurte	ManA	t3	Myron McGill	Cren 10.0	4	Shawn Thomas	Gard 10.99	4	Kevin Hicks	Cren 11.04
5	Steve Robbins	Hami	5	Ricky Bell	Jeff 10.2	5	Paul Jones	Kenn 10.99	5	Jason Goss	Wash 11.06
6	Carl Randle	SFer	6	David Thomas (jr)	Hami 10.2	6	Jimmie Crittenden(jr)	Cren 11.09	6	Nate Bradley	Wchr 11.08
1961			1971 (adjusted by photo)			1981			1991		
1	Arthur Brownlee	Jeff 9.7	1	David Thomas	Hami 9.8	1	Kelvin Jackson	Dors #10.67	1	Leonice Brown	SFer 10.73
2	Rod Gray	Venc 9.9	2	George Reddick	Hami 9.9	2	Antonio Manning (so)	Hami 10.68	2	John Carter	Wash 10.76
3	Reggie Parsons	SPed 10.0	3	Ike McBee	Frem 10.0	3	Horace Beard	Frem 10.80	3	Donnell Moore	Cren 10.85
4	Dwight Middleton	Lang	4	Armond Ross	Cren 10.0	4	Jimmie Crittenden	Cren 10.87	4	Alvin Edington	CanP 10.98
5	Vern Jackson	Roos	5	Joe LeFaro	Bell 10.1	5	Andre Wheeler	Gard 10.91	5	Rahsaan Horn (so)	Wash 10.99
6	Terry Black	Dors	6	David Robinson	Gard 10.1	6	Damon McVea (jr)	Cren 11.02	6	Jerald Martin	Kenn 11.02
1962 (adjusted by photo)			1972			1982			1992		
t1	Herman Harville	Jeff 9.6	1	Wesley Walker	Cars 9.9	1	Antonio Manning (jr)	Hami 10.64	1	Charles Gates	Lock 10.87
t1	Richard Stebbins	Rem 9.6	2	Charles Nash	Frem 9.9	2	Favian Cooper	Wash 10.70	2	Tony Serpas (jr)	Birm 10.96
3	Edward Smith	Frem 9.7	3	Reginald Smith	Cars 9.9	3	Damon McVea	Cren 10.86	3	Anthony Jones	Gard 11.09
4	William Chuncy (jr)	ManA 9.7	4	Orlando Johnson	Cren 10.0	4	Charles Robertson	ManA 10.86	4	Patrick Abdelkerim	Birm 11.10
5	Elroy Hughes	Roos 9.8	5	Wendel Tyler (jr)	Cren 10.1	5	Andre Freeman	Chat 10.93	5	Flip Aguilar (so)	SFer 11.15
t6	Wayman Kelly	SFer	6	Bob Crawford	Sylm 10.2	6	Gaston Green (jr)	Gard 11.03	6	Sam Salter (jr)	Birm 11.17
t6	Jim Martinez	SGat									
1963 (wind-aided)			1973			1983			1993		
1	Julius Wheeler (jr)	ManA 9.6	1	Doug Dantzler	Frem 9.6	1	Antonio Manning	Hami #10.63	1	Andre DeSaussure (jr)	Taft 10.58
2	Freddie Banks (jr)	Jeff 9.7	2	Deveryle Jones	Pali 9.7	2	Gaston Green	Gard 10.88	2	Edgardo Serpas	Birm 10.61
3	Ken McDaniel	Jord 9.7	3	Wendel Tyler	Cren 9.7	3	Joy Payne	Wchr 10.89	3	Leo Settle (jr)	Dors 10.64
4	William Chuncy	ManA 9.7	4	Charles Clements	Lang 9.8	4	Ronald Frost	Cren 10.96	4	Kory Jones	Frem 10.78
5	Willie Crawford (jr)	Frem 9.9	5	Dwight Ford (jr)	Bell 9.8	5	Chris Richards	SFer 11.02	5	Kaaron Conwright (so)	Wchr 10.84
6	Steve LaFever	Bann	6	Derek Lewis (jr)	Frfrx 9.9	6	Donald Frost	Cren 11.06	6	Justin Martin (jr)	ECam 10.85
1964			1974			1984			1994		
1	Freddie Banks	Jeff 9.6	1	Michael Simmons	Cars 9.7	1	Steve Broussard (jr)	ManA 10.80	1	Jim McElroy	Wash 10.81
2	Charles Moch (so)	Lang 9.6	2	David Duffy	Univ 9.7	2	Greg Harris	Pali 10.97	2	Leo Settle	Dors 10.85
3	Julius Wheeler	ManA 9.8	3	Clyde Burgan	Wash 9.7	3	Chris Roberts	Cren 11.00	3	Kaaron Conwright (jr)	Wchr 10.91
4	Al Thompson (jr)	Narb 9.8	4	Roderick Robinson	Gard 9.8	4	Al Hemmans	ManA 11.05	4	Alicus Griffin (jr)	Wchr 10.99
5	Richard Townsend(jr)	Jord	5	Dwight Ford (jr)	Bell 9.8	5	Myron Lilley	Hami 11.09	5	Az-Zahir Hakim	Erfrx 11.01
6	Al Saviskas	Wchr	6	Derek Lewis	Frfrx 10.0	6	Damon shaus	Bann 11.11	6	Sirr Parker (jr)	Lock 11.14
1965			1975			1985			1995 (wind -0.93mps)		
1	Richard Townsend	Jord 10.0	1	Kevin Williams (jr)	SFer 9.7	1	Steve Broussard	ManA 10.98	1	Kaaron Conwright	Wchr 10.75
2	Richard Cribbs	Dors 10.1	2	Don Tillman	HunP 9.8	2	Mike Pringle	Kenn 11.03	2	Charles Lee	Clev 10.85
3	Ronnie Ray Smith(jr)	ManA 10.1	3	Mark Robertson	Pali 9.9	3	Mike Ford	SPed 11.06	3	Gavin Hooper (fr)	Kenn 11.05
4	Charles Robinson	Wash 10.1	4	Billy Mullins (jr)	Hami 10.0	4	Dwight Moore	Wchr 11.07	4	Demestrie Edwards	Dors 11.10
5	Al Thompson	Narb	5	James Yizar	Belm 10.0	5	Brian Brown	Gard 11.10	5	Russell Burwell	Clev 11.12
6	Eugene Jefferson	Frem	6	James Davis	Cren 10.1	6	Joe Hart (jr)	Lock 11.12	t6	Jerry Brown	ManA 11.23
									t6	Algon Leighton	Taft 11.23
1966 (windy)			1976			1986			1996		
1	Phil Underwood	Dors #9.5	1	Kevin Williams (jr)	SFer 9.9	1	Quincy Watts (so)	Taft 10.62	1	Clarence Scott	Dors 10.68
2	Ronnie Ray Smith	ManA 9.8	2	Billy Mullins	Hami 9.9	2	Mark Anderson	Wash 10.80	2	Damon Anderson	Wchr 10.95
3	Louis Carter	Gard 9.9	3	Larry Doubly	ManA 10.0	3	Calvin Holmes (jr)	Cars 10.82	3	Bobby Miller	Dors 10.97
4	Tom Reese	HunP 10.0	4	Raymond Williams	SFer 10.0	4	Pee Wee Smith	Gard 11.07	4	Demestrus Patterson(so)	Birm 11.02
4	Tim Blackmore (jr)	Birm 10.0	5	Ron Davis	Lock 10.0	5	Kent Johnson	Wchr 11.14	5	Ivan Boyston	Cren 11.08
6	Charles James	Frem	6	Rodney Goosby	Hami 10.0	6	Damon Hill	Bann 11.14	6	Kenyatta Reed	Taft 11.17
1967			1977			1987 (wind-aided)			1997		
1	James Byrd	Frem 9.7	1	Ronald Williams	Chat 9.9	1	Quincy Watts (jr)	Taft 10.17	1	Kevin Howard	Cren 10.83
2	Ernest London	Dors 9.9	2	Baxter Slaton	Univ 9.9	2	Calvin Holmes	Cars 10.52	2	Demestrus Patterson(jr)	Birm 10.96
3	Charles Rushing	Jeff 10.0	3	Donnie Butler (jr)	Frem 10.0	3	Sean Roberts	Taft 10.62	3	Quincy Wright (jr)	ECam 10.97
4	Daniel Moore	Frem 10.0	4	Virgil Torrence(jr)	Gard 10.1	4	Bryan Bridgewater (jr)	Wash 10.79	4	Patrick McCall	Cars 11.05
5	Dwight Hunt	Gard 10.0	5	Paul Anderson	Monr 10.1	5	Derick Vaughn	Venc 10.79	5	Gary Love (jr)	Jeff 11.11
6	Lonnie Jones	SFer 10.1	6	James Mills (jr)	Lock 10.1	6	Derick Franklin	Venc 10.82	6	Patrick Brown	Gard 11.18
1968 (revised by photo)			1978			1988			1998 (wind-aided +2.4mps)		
1	Willie Deckard	Dors 9.6	1	Virgil Torrence(jr)	Gard 9.81	1	Bryan Bridgewater	Wash 10.65	1	Quincy Wright	ECam 10.54
2	Ronnie Welch (jr)	Lang 9.8	2	Donnie Butler	Frem 9.82	2	Donovan Burks (so)	Wash 10.84	2	Machtier Clay (jr)	Cars 10.54
3	David Gilliard (jr)	Wash 9.8	3	Philip Johnson	Gard 9.94	3	Daniel Dinkins	Cars 10.99	3	Demestrus Patterson	Birm 10.59
4	David Moch	Gard 10.0	4	Ronnie Jones	SGat 9.98	4	Beno Bryant (jr)	Dors 11.05	4	Larry Anglin	Gard 10.64
5	Oscar Beasley	SPed 10.0	5	James Mills	Lock 10.12	5	Ron Martin	Chat 11.07	5	Andre McIntosh (jr)	Clev 10.71
6	Arnold Hampton	SFer 10.0	6	Dwayne Wycoff	Monr 10.15	6	Tony Brown	Kenn 11.12	6	Gary Love	Jeff 10.76
1969			1979			1989			-1999 (wind -1.3mps)		
1	Ronnie Welch (jr)	Lang 9.6	1	Leon Reed	Bann 9.98	1	Donovan Burks (jr)	Wash 10.73	1	Machtier Clay	Cars 10.90
2	Albert Hearvey	Lang 9.0	2	Parris Nixon	Frem 10.00	2	Beno Bryant	Dors 10.87	2	Jason McMillan (jr)	Frem 10.90
3	Gus Briscoe	Wash 9.9	3	Anthony Perry	Frem 10.02	3	Kevin Copeland (jr)	Dors 11.01	3	Burnell Jordan	Lock 10.93
4	Steve Holden	Gard 10.0	4	Shawn Thomas (jr)	Gard 10.08	4	Mark Ricks	Frfrx 11.07	4	Haddow Weatherborne	Dors 10.97
5	Erintle Russell	Cren 10.0	5	Ronnie Robinson	Pali 10.09	5	Robin Kim	CanP 11.13	5	Marquis Brignac	Taft 10.98
6	Myron McGill (jr)	Cren 10.2	6	Jeffery Norris	Frem 10.17	6	Robert Anderson	Jord 11.55	6	DeJuan Crockett (jr)	Gard 11.09

Boys 220 yard / 200 meter Dash

220 yard Dash

1935			1942			1949 (adjusted by photo)			1955		
1 Bryant Allen (so)	Jeff	21.6	1 Mel Patton (jr)	Univ	21.7	1 Erbie Schopper	Linc	21.7	1 Booker Washington	Jord	21.8
2 Ernest Foster	Garf		1 Sam Austin	Jeff	21.7	2 Larry Williams	Jeff	e21.8	2 Ed Walter	Jeff	21.8
3 Bill Gregory	*LBJ		3 Tony Furtivo	Univ		3 George Brown	Jord	e22.1	3 Ben Betrice	LAng	
4 Wilbur Miller (so)	Jeff		4 Billy Bray	Jeff		4 Thad Taft	Poly	e22.1	4 Lee Gentle	Jord	
5 Bill Womack	Hlwd		5 Francis Katcheturian	Garf		5 Robert Williams	Jeff	e22.3	5 Willie Turner(jr)	ManA	
						6 Mel Wolf	Hami	e22.3	6 Hasten Folk (jr)	Frem	
1936			1943			1950			1956 (adjusted by photo)		
1 Bryant Allen (jr)	Jeff	#21.1	1 Mel Patton	Univ	21.8	1 Guy Blackburn	Jeff	21.7	1 Joe Batten (jr)	Jeff	21.6
2 Al Lingua	Frnk		2 John Mitriman	Mrsh		2 Prince Laing	ManA	e22.0	2 Art Jenkins	ManA	21.8
3 Ivan McWhinney	LAng		3 Valgean Smith	Belm		3 Floyd Dennis	Jeff	22.0	3 Len Frieden	Roos	
4 Gene Farley	ManA		4 Leo Stewart	Jeff		4 Joe Graffio	HunP	22.2	4 Henry Phillips	Jeff	
5 Cliff Russell (jr)	LAng		5 Irlton French(so)	LAng		5 Jim Decker	SanP	22.4	5 Terry Randall	Jeff	
						6 Garrett Gerlich(jr)	Hlwd	e22.5	6 Hasten Folk (jr)	Frem	
1937			1944			1951			1957		
1 Bryant Allen	Jeff	21.4	1 Irlton French(jr)	LAng	22.2	1 Garrett Gerlich	Hlwd	21.9	1 Joe Batten (jr)	Jeff	21.5
2 Cliff Russell	LAng		2 Charles Tackett	Frem		2 Jim Backstrom (jr)	Poly	e22.0	2 Roger Williams	Bell	21.6
3 Hopkins	Hlwd		3 Stan Chase	Hami		3 Bob Nunez	*Ris	e22.2	3 Hasten Folk	Frem	21.7
4 Woodrow Reed	*Ris		4 Gene Nordyke	Frem		4 Wally Wade (so)	ManA	e22.2	4 Lynn Gaskill(jr)	Bann	
5 Gilbert Baker	Jeff		5 George Beamon	Poly		5 Paul Milazzo	Wils	e22.3	5 Charles Jackson	Frem	
						6 Dana Tifkin	LAng	e22.4	6 Gary Johnson (jr)	CanP	
1938			1945			1952			1958		
1 Sam Lankford (jr)	Jeff	21.5	1 Ed Brent (so)	Jeff	21.8	1 Roy Range	Jeff	22.2	1 James Bates	ManA	22.0
2 Saul Lankford (jr)	Jeff		2 Ron Frazier	Vnvy		2 George Hutcherson(jr)	ManA		2 Bruce Munn	NHwd	22.1
3 Bob Pickarts	Frfx		3 Don Lawrence(jr)	Univ		3 Darryl Ellingson(jr)	Dors		3 Willie Davis	Roos	22.3
4 Hugh Wilson	Belm		t4 Jim Burton	Poly		4 Jimmy Quinn	CanP		4 Lynn Gaskill	Bann	22.3
5 Stan Cerro	ManA		t4 Irlton French	LAng		5 Wally Wade (jr)	ManA		5 Larry Dunn	Frem	22.3
						6 Joe Walker	Mrsh		6 Hubie Watson(so)	Jord	22.4
1939			1946			1953			1959 (curve) (wind-aided)		
1 Sam Lankford	Jeff	21.5	1 Ulysses Ware	LAng	22.1	1 Darryl Ellinson	Dors	21.8	1 Hubie Watson(jr)	Jord	21.6
2 Saul Lankford	Jeff		2 Sam Jackson	Jord		2 George Hutcherson(jr)	ManA	22.0	2 Mike York	Narb	21.8
3 Daryl Failor (jr)	Hami		3 Ed Brent (jr)	Jeff		3 Joe Winslow	Jeff		3 Ray Green	LAng	21.8
4 Thaddeus Roundtree (jr)	Poly		4 Don Lawrence	Univ		4 Wally Wade	ManA		4 Abe Williams	Jeff	
5 Willie Cook	Jeff		5 Jumper Ross	Belm		5 Clarence Longanecker	Frem		5 Hilton Bullard	Frem	
			6 Lee	Dors		6 Calvin Brown (jr)	Jord		6 Donald Cook	Frem	
1940			1947			1954 (adjusted by photo)					
1 Curtis Herbert	Jeff	21.8	1 Bob Ursery	Jeff	21.7	1 Everett Jackson	ManA	21.5			
2 Thaddeus Roundtree	Poly		2 Oilver Gordon	Jeff		2 Ed Walter (jr)	Jeff	217.0			
3 Bill Mayo (jr)	Hlwd		3 Ed Crawford(jr)	Jord		3 Carl Robinson	LAng	e21.8			
4 Paul Henry	ManA		4 Bob Beal (jr)	Fran		4 Dave Contreras	ManA	e22.1			
5 Munemura	Poly		5 Walter Thompson	Poly		5 Jim Williams	*Ris	e22.2			
			6 Don Beyl	Hami		6 Nathan Hammonds	Frem	e22.3			
1941			1948								
1 Ralph Kauffman	Jeff	21.7	1 Dick Newton	SFer	22.1						
2 Bill Mayo	Hlwd		2 Ed Crawford	Jord							
3 John Peetz	Univ		3 Bob Beal	Fran							
4 W Wright	*Ris		4 Bobby Smith	Jord							
5 Don Elser	Univ		5 Asworth Mingleton	Jeff							
			6 Commodore Childs	Jord							

Key to symbols

t = tie for place listed
e = estimated time (based on still photo or moving picture,
or impartial eyewitness account of finish)
= time bettered or tied City Championships Record

Curve running for 220 yards was first used in the City Championship meet of 1959. Before that the race was on a full straightaway (or a very slight curve at the end of the race). Between 1960-1965, curve races alternated with straightaway races (see notes for specific years). Thereafter, all half-lap races were started on a full curve. The corresponding times for the straightaway race in approximately 0.5 to 0.7 seconds faster than on curve races, other factors (running surface, wind, lane, etc) being equal.

Wind-aided races, though they have no bearing on the competition itself, may not be acceptable for record purposes. Races aided by wind in excess of 2.00 meters-per-second (mps) or the equivalent 4.67 miles per hour (mph), as measured by an accurate wind gauge, should not be acceptable for City Championship Meet Record purposes.

Metric half lap races, begun in 1980 at the L.A. City Championship meet, are approximately 0.1 second less in time than 220 yards (e.g. 22.0 seconds for 220 = 21.9 for 200

City Section Championships Medallists

Leading Schools (1935-1999) 220y/200m

Jefferson 38 medals (14 champions) Fremont 27 (12), Manual Arts 23 (3), Crenshaw 16 (5), Los Angeles 16 (3)

CALIFORNIA STATE MEET MEDALLISTS - 220y/200m Dash

Total placers (first thru sixth) 1915-1999 = 81;
Champions = 19...1923-Bob Lee (Fran), 1924-Archie Woodyard (Jeff), 1925-Walter Floyd (Line), 1928-Frank Lombardi (LAng), 1930 & 1931-Ashley Burch (Jord), 1937-Bryant Allen (Jeff), 1949-Erbie Schopper (Line), 1950-Guy Blackburn (Jeff), 1959-Hubie Watson (Jord), 1962-Richard Stebbins (Frem), 1966-Phil Underwood (Dors), 1968-Willie Deckard (Dors), 1975 & 1976-Billy Mullins (Hami), 1982-Antonio Manning (Hami) 1986 & 1987-Quincy Watts (Taft), 1988-Bryan Bridgewater (Wash)

Boys 220 yard / 200 meter Dash

220 yard Dash cont.

200 meter Dash

<u>1960 (straightaway)</u>			<u>1970</u>			<u>1980 (200 meter Dash)</u>			<u>1990</u>						
1	Hubie Watson	Jord	#20.7	1	Myron McGill	Cren	21.6	1	Greg Peppers	Wash	21.50	1	Donovan Burks	Wash	21.39
2	John Peters	Jord	20.1	2	Phillip White	Hami	21.7	2	Sam Chance	ManA	21.58	2	Jason Goss	Wash	21.71
3	Steve Robbins	Hami	20.2	3	Robert Mitchell	Jord	21.8	3	Elvis Nash	Narb	21.73	3	Kyhuann Woods (jr)	Lock	21.91
4	Arthur Brownies (jr)	Jeff		4	Ricky Bell	Jeff	22.0	4	Gary Parcells	CanP	21.73	4	Sylvester Green (jr)	Wash	21.97
5	Vern Jackson (jr)	Roos		5	Skip Willis	Monr	22.1	5	Dwight Thompson	Kenn	21.84	5	Sheldon Butler	Bann	22.13
6	Benard Lee	Dors		6	David Thomas (jr)	Hami	22.2	6	Fabian Cooper (so)	Wash	21.94	6	James Fuller	Lock	22.41
<u>1961</u>			<u>1971</u>			<u>1981</u>			<u>1991</u>						
1	Arthur Brownlee	Jeff	21.4	1	David Thomas	Hami	21.4	1	Melvin Jackson	Dors	21.31	1	John Carter	Wash	21.46
2	Vern Jackson	Roos	21.4	2	Willie Smith	Frem	22.0	2	Antonio Manning (so)	Hami	21.45	2	Leonice Brown	SFer	21.56
3	reggie Parsons	SPed	21.6	3	David Robinson	Gard	22.2	3	Jimmie Crittenden	Cren	21.89	3	Amado Coleman (jr)	Lock	21.91
4	Ronnie Charles	Jord		4	Tom Neusom	FrFx	22.2	4	Andre Ford	Cren	22.07	4	Kyhuann Woods	Lock	22.01
5	James Sanders	SPed		5	Joe LaFaro	Bell	22.4	5	Fabian Cooper (jr)	Wash	22.11	5	Kevin Maxie	CanP	22.28
6	Terry Black	Dors		6	Timothy Quarles	Dors	22.7	6	Damon McVea	Cren	22.41	6	Thomas Cole	Dors	22.44
<u>1962</u>			<u>1972 (adjusted by photo)</u>			<u>1982</u>			<u>1992</u>						
1	Richard Stebbins	Frem	21.7	1	Wesley Walker	Cars	21.8	1	Antonio Manning (jr)	Hami	#21.27	1	Anthony Jones	Gard	21.77
2	Herman Harville	Jeff	21.8	2	Bob Crawford	Sylm	21.9	2	Damon McVea	Cren	21.69	2	Amado Coleman	Lock	21.88
3	Freddie Banks (so)	Jeff	22.1	3	Orlando Johnson	Cren	21.9	3	Fabian Cooper	Wash	21.72	3	Anthony Lloyd	Cars	21.92
4	Stanley Emery (jr)	Gard	22.2	4	Reginald Smith	Cars	22.0	4	Charles Robertson	ManA	21.84	4	Charles Gates	Lock	22.12
5	Elroy Hughes	Roos	22.5	5	Charles Nash	Frem	22.6	5	Walter Jones	Bann	21.93	5	Tony Serpas (jr)	Birm	22.14
6	John Sampson	Jord		6	Ronald Jones	ManA	22.6	6	Ronald Frost (jr)	Cren	21.95	6	Sharmon Shah	Dors	22.16
<u>1963 (straightaway)</u>			<u>1973</u>			<u>1983 (wind-aided)</u>			<u>1993</u>						
1	Julius Wheeler (jr)	ManA	22.2	1	David Yates	Cren	21.7	1	Antonio Manning	Hami	20.95	1	Andre DeSaussure (jr)	Taft	20.93
2	Pete Davis	Jeff	22.6	2	Deveryle Jones	Pali	21.7	2	Benjamin Green (jr)	Gard	21.47	2	Leo Settle (jr)	Dors	21.41
3	William Chuncy	ManA	22.6	3	Tom Campbell	Kenn	21.9	3	Geoffrey Price	Bann	21.54	3	Kory Jones	Frem	21.53
4	Ron Peterson	SGat	22.8	4	Cornelius Pryor	LAng	22.2	4	Jeff Chappell	Frem	21.88	4	Edgardo Serpas	Birm	21.54
5	Freddie Banks (jr)	Jeff	23.0	5	Wendell Tyler	Cren	22.2	5	Donald Frost	Cren	21.93	5	Kaaron Conwright (so)	Wchr	21.78
6	Willie Crawford (jr)	Frem	23.2	6	Derek Lewis	FrFx	22.5	6	Darwin Freeman	Birm	21.96	6	Jim McElroy (jr)	Wash	21.85
<u>1964 (curve)</u>			<u>1974</u>			<u>1984</u>			<u>1994</u>						
1	Charles Moch (so)	LAng	#21.3	1	Michael Simmons	Cars	21.7	1	Dwight Moore	Wchr	21.91	1	Jim McElroy	Wash	21.47
2	Bert Isaacs	LAng	21.8	2	Clyde Burgan	Wash	21.7	2	Danny Everett (jr)	FrFx	22.17	2	Leo Settle	Dors	21.63
3	Julius Wheeler (jr)	ManA	22.0	3	Darryl Brown (jr)	MoHr	21.8	3	Charles Edwards	Frem	22.38	3	Kaaron Conwright (jr)	Wchr	21.89
4	Al Thompson (jr)	Narb	22.1	4	David Duffy	Univ	22.2	4	Vincent Barner	Cars	22.52	4	Az-Zahir Hakim	FrFx	21.98
5	Perrin Jackson	Frem		5	Roderick Robinson	Gard		5	Benjamin Green	Kenn	22.71	5	Vern Bernard (so)	Bell	22.38
6	Leroy Sheppard	Jord		6	Steve Broussard	Gard		6	Thomas Witherspoon	ManA	24.16	6	Bobby Fuller	Bell	22.55
<u>1965 (straightaway)</u>			<u>1975</u>			<u>1985</u>			<u>1995</u>						
1	Ronnie Ray Smith (jr)	ManA	21.9	1	Billy Mullins (jr)	Hami	21.2	1	Danny Everett	FrFx	21.49	1	Charles Lee	Clev	21.58
2	Ronald Layfield	ManA	22.1	2	Darryl Brown	Monr	21.4	2	Brian Brown	Gard	21.63	2	Kaaron Conwright	Wchr	21.67
3	Richard Cribbs	Dors	22.2	3	Don Tillman	HunP	21.5	3	Dwight Moore	Wchr	21.74	3	Clarence Scott (jr)	Frem	21.88
4	Al Thompson	Narb	22.2	4	Kevin Williams (jr)	SFer	21.7	4	Mike Pringle	Kenn	22.14	4	Moses Backus	Taft	22.19
5	Glen Mathis (jr)	Frem		5	Mark Robertson	Pali	21.7	5	James Reese	Pali	22.59	5	Algon Leighton	ManA	22.41
6	Bradley Hayes	Roos		6	Eric Patton	Frem	21.7	6	Calvin Nicholson	Ecam	22.75	6	Darwin Carter	ManA	22.5
<u>1966 (curve)</u>			<u>1976</u>			<u>1986</u>			<u>1996</u>						
1	Phil Underwood	Dors	#21.0	1	Billy Mullins	Hami	21.3	1	Quincy Watts (so)	Taft	21.16	1	Clarence Scott	Dors	21.36
2	Ronnie Ray Smith	ManA	21.4	2	Raymond Williams	SFer	21.7	2	Leroy Simson	Dors	21.99	2	Sharif Paxton	Cren	21.79
3	Wayne Collett (jr)	Gard	21.5	3	Rodney Goosby	Hami	22.0	3	Mark Anderson	Wash	22.01	3	Anthony Cephas	FrFx	22.13
4	Montgomery Turner	Wash	21.8	4	Henry Williams	Cars	22.2	4	David Sals (jr)	SFer	22.25	4	Roderick Crow	Ecam	22.38
5	Charles James	Frem	21.9	5	Kevin Williams	SFer	22.2	5	Smith	Gard	22.32	5	Damon Anderson	Wchr	22.43
6	Tim Blackmore (jr)	Birm		6	Ricky Martin	Hami	22.3	6	Robert Barnes	RsdA	22.89	6	Damon Francis	NHwd	22.63
<i>(Smith ran #21.2 in semis)</i>			<u>1977</u>			<u>1987</u>			<u>1997</u>						
1	Daniel Moore	Frem	21.6	1	Ronald Williams	Chat	21.1	1	Quincy Watts (jr)	Taft	20.63	1	Kevin Howard	Cren	21.60
2	Ernest London	Dors	21.8	2	Percy Smith	Frem	21.4	2	Derick Franklin	Venc	21.54	2	Demetrus Patterson (jr)	Birm	21.87
3	Charles Rushing	Jeff	22.0	3	Baxter Slaton	Univ	21.4	3	Mike Wilson	RsdA	21.67	3	Dywine Adams	Clev	21.95
4	Bud Wilson	Pali	22.1	4	Carl Drinkard	Frem	21.7	4	David Sals (jr)	SFer	21.75	4	Calvin Carlyle	Dors	22.05
5	Donovan Hall	Gard	22.2	5	Deven Lewis (jr)	Bann	21.9	5	Charles Shivers	Bann	21.82	5	Larry Jones (jr)	Taft	22.25
6	Donald Fisher	Lock	22.2	6	Dexter Winans	Cars	21.9	6	Derick Vaughn	Venc	22.26	6	Lawrence Jones (jr)	Taft	22.42
<u>1968</u>			<u>1978</u>			<u>1988</u>			<u>1998 (wind +1.7mps)</u>						
1	Willie Deckard	Dors	21.2	1	Virgil Torrence	Gard	21.53	1	Bryan Bridgewater	Wash	20.89	1	Tyrone Reynolds	Gard	21.12
2	David Moch	Gard	21.7	2	Ronnie Jones	SGat	21.89	2	Quincy Watts	Taft	21.14	2	Quincy Wright	Ecam	21.26
3	Ronnie Welch (jr)	LAng	21.8	3	Greg Pittman	Wchr	22.01	3	Ron Martin	Chat	21.98	3	Demetrus Patterson	Birm	21.33
4	Claude Medearis	Jeff	21.8	4	Chris Blaylock	Bann	22.14	4	Jonathan DeVeaux (jr)	Narb	22.15	4	Raheem Barnes (jr)	Gard	21.54
5	Scott Stevens	Wchr	21.9	5	Harold Williams	Cren	22.21	5	Brian Wilson	Gard	22.19	5	Lawrence Jones	Taft	21.56
6	Donald Fisher	Lock	22.2	6	James Mills	Lock	22.22	6	Tony Brown	Kenn	22.61	6	Haddow Weatherborne (j)	Dors	21.61
<u>1969</u>			<u>1979</u>			<u>1989</u>			<u>1999 (wind -1.2mps)</u>						
1	Albert Hearvey	LAng	21.5	1	Leon Reed	Bann	21.91	1	Donovan Burks (jr)	Wash	21.72	1	Haddow Weatherborne	Dors	21.52
2	Ronnie Welch	LAng	21.6	2	Greg Peppers (jr)	Birm	22.22	2	Simon Jones	Wash	21.89	2	Blaine Bussey	Taft	21.60
3	David Gilliard	Dors	21.6	3	Shawn Thomas (jr)	Gard	22.28	3	Robert Anderson	Jord	22.06	3	Jason McMillan	Frem	21.80
4	Myron McGill (jr)	Cren	22.0	4	Archie Carter	Lock	22.31	4	Kevin Copeland	Dors	22.13	4	DeJuan Crockett (jr)	Gard	21.82
5	Monte Buchner	Cren	22.1	5	Anthony Perry	Frem	22.32	5	Robin Kim	CanP	22.14	5	Derrick Wells	Univ	22.06
6	Henry McCray	Lock	22.2	6	Dwight Thompson (jr)	Kenn	22.59	6	Marvin Templeton	Cren	22.19	6	Andre McIntosh	Clev	22.17

Boys 440 yard / 400 meter Dash

440 yard Dash

1935 (one turn)			1942			1948			1954		
1 Tom Bradley (jr)	Poly	49.8	1 John Paster	Jord	49.1	1 Fred Thompson	Jord	48.9	1 John Bowden	Poly	49.4
2 Frank Jones	Jeff		2 Jim Wilson	Belm		2 Luther Butler	Jeff	e49.1	2 Joe Cocks	Jeff	50.2
3 Harold Henderson	Gard		3 Glen Holtby	Univ		3 George Adrian(jr)	Hlwd	e49.5	3 Frank Badger	SGat	50.3
4 Hubert Lucke	*Tor		4 Lou Driver	Jeff		4 Clifton Ivory(jr)	Jeff		4 Oscar Neal (jr)	Jord	50.5
5 DeMott Modisette(jr)	LAng		5 Gene Day	LAng		5 Al Brewer	Belm		5 Vic Hall	Frem	50.5
						6 Gary Green (so)	Jeff		6 Mike Preece	Hami	e50.6
1936			1943			1949 (adjusted by photo)			1955		
1 Wilbur Miller (jr)	Jeff	49.8	1 James Wilson	Belm	49.9	1 George Adrian	Hlwd	04.9	1 Oscar Neal	Jord	49.3
2 Tom Bradley	Poly	e50.4	2 Manuel Alba	Roos		2 Gary Green (jr)	Jeff	e49.8	2 Karl Schreiner(jr)	EagR	49.5
3 Bernard Duggan	Fran	e50.5	3 Hal Cage	Jeff		3 Clifton Ivory	Jeff	e50.1	3 Doug Julian	Frfr	
4 Don Hanlon	Frfr	e50.6	4 Chuck Bernhardt	Frfr		4 Bill Wright	Univ	e50.9	4 Harold Brice	Jeff	
5 Henry Earl	LAng	e50.6	5 Kenny Pitcher	LAng		5 Art Manjarres(jr)	Garf	e51.2	5 DeMott Modisette(jr)	Dors	
						6 Bernie Richter	CanP	e51.4	6 Ricardo Blair	ManA	
1937			1944			1950			1956		
1 Wilbur Miller	Jeff	#49.1	1 Jeff Lawson	NHwd	50.7	1 Gary Green	Jeff	#48.6	1 Willie Turner	ManA	49.7
2 Dick Michel	LAng		2 Gil Reyes	Univ		2 Darel Griffin	Dors	49.9	2 Don Smith	Frem	49.9
3 Ernie Clark	LAng		3 Gordon McKay	Dors		3 Jon Speer	Poly	50.1	3 Dean Balzaret (jr)	EagR	50.0
4 Les Watts	Belm		4 Ken Sills	Univ		4 Art Manjarres	Garf	e50.4	4 Richard Navarro	Garf	
5 May	Univ		5 Bill Vail	LAng		5 Arnold de Boer	SGat	e50.7	5 Karl Schreiner	EagR	50.8
						6 Charles Corbato	Univ	e50.8	6 Bernie Weiner	Univ	
1938			1945			1951			1957		
1 Cliff Bourland	Venc	#49.1	1 Rudy De la Torre	Poly	51.3	1 Al Moore	Jeff	50.0	1 Alvin Williams	ManA	47.9
2 Hubie Kerns	ManA	e49.6	2 Albert Leon	Belm	e51.5	2 William Randolph	Jeff	50.2	2 Cecil Green	ManA	48.1
3 Dick K. Bailey	Hlwd	e50.1	3 Bill Pickering	Bell	e51.6	3 Art Outerbridge	SGat	51.1	3 Dean Balzaret	EagR	48.4
4 Al McDonald (jr)	*Ris	e50.2	4 Vern Evans	ManA	e51.8	4 LaVelle Kellogg	Dors	51.3	4 John Mitchell	Jeff	48.7
5 Vern Small	Jeff		5 Dan Sawyer	ManA	e51.9	5 Bill Irwin	LAng	e51.3	5 Charles Davis	Dors	48.7
						6 Lou Nardone	Frem	e51.3	6 Chris Hungerland(jr)	Univ	
1939			1946			1952			1958		
1 Ralph Samonsett	Frem	#49.0	1 Al Deline	Hami	50.2	1 Robert Taylor(jr)	Jeff	50.2	1 Cary Comer (jr)	RsdA	49.5
2 Al McDonald	*Ris		2 Fred Thompson (so)	Jord		2 Clarence Anderson	LAng	50.3	2 Jerome Walls	Roos	49.5
3 Jack Thorburn	*ESg		3 Albert Leon	Belm		3 Walter Barrett	Jeff	50.6	3 Bob Johnson	EagR	49.7
4 Walt Seagraves	Jeff		4 Bud Curry (jr)	SGat	50.8	4 Tom Finley	LAng	50.7	4 Ken Harris	ManA	49.8
5 Warren Harris	Jeff		5 Jack Gibbillisco	SGat		5 Marlow Elbert	ManA		5 Frank Fuentes	Frem	50.0
			6 Dan Sawyer	ManA		6 Bill Morris	Frem		6 Ron Mitchell	Frem	50.0
1940			1947			1953			1959		
1 Dick C. Bailey	Hlwd	50.8	1 Bud Curry	SGat	50.1	1 Robert Taylor	Jeff	50.1	1 Ron Freeman	Jeff	49.8
2 Henry Ferraro	Roos	e51.4	2 Fred Thompson (jr)	Jord		2 John Bowden (jr)	Poly	50.4	2 Odell Preston	ManA	49.9
3 Richardson	Jeff	e51.5	3 Luther Butler(jr)	Jeff		3 Robert Carter	Jeff		3 Paul Robertson	Frem	49.9
4 Joe Buck	ManA	e51.5	4 Bill Bowman	HunP		4 Oscar Neal (so)	Jord		4 Richard Ledet	Jeff	
5 Vernon Crocker	NHwd	e51.7	5 Curtis Battersbee	Jeff		5 Jerry White	Dors		5 Rick Shencopp (jr)	Frfr	
			6 Bob Lewis	Hami		6 Frank Badger(jr)	SGat		6 Joe Humphrey	Univ	
1941											
1 John Paster (jr)	Jord	49.6									
2 Lou Driver	Jeff										
3 Don Roberts	Hlwd										
4 Raul Sanchez	Univ										
5 Sammy Allston	Jeff										

Key to symbols

e = estimated time (based on still photo or moving picture,
or impartial eyewitness account of finish)
= time bettered or tied City Championships Record

Race Procedures in the one lap race changed drastically in the early 1960's. Prior to that era most races at this distance were run around one curve, with runners breaking for the pole lane after running approximately 180 yds. in lanes. In other words, there was a considerable battle for position (like a distance race) at the end of a long initial straightaway, with the finish line on the opposite side of the from the start. From the early sixties, the race has been run entirely in lanes with a staggered start.

Timing by fully automatic electronic devices was inaugurated at the City Championships of 1978. In order to compare times of two different systems, for races of one lap or longer, add' 0.14 seconds-to a hand time to get the equivalent electronic time (e.g. 49.0 timed by hand == 49.14 if timed electronically). In all cases hand times are listed in 1/10 second, while electronically recorded

Metric one lap races are two yards, one foot, eight inches short of an even quarter-mile (440 yards). The difference in time is almost 9.3 seconds for times at 50 seconds or better. In other words, a runner sprinting at an even 49 second pace for 400 meters would be times at 49.3 seconds for the 440 yard distance, at the same pace.

City Section Championships Medallists

Leading Schools (1935-1999) 440y/400m

Jefferson 35 medals (7 champions) Fremont 31 (4), Manual Arts & Dorsey 19 (3), Taft 15 (6), Crenshaw 14 (1)

CALIFORNIA STATE MEET MEDALLISTS - 440y/400m Dash

Total placers (first thru sixth) 1915-1999 = 99;
Champions = 17...1920-Thurmond Clarke (LAng), 1923-June Hanford (ManA), 1926-Cliff Gantt (Poly), 1927-Percy McArthur (HunP), 1930-Carl Satterfield (ManA), 1931-John McCarthy (Frfr), 1932-John Rout (Jeff), 1934-Doug Hammond (Hlwd), 1937-Wilbur Miller (Jeff), 1947-Luther Butler (Jeff), 1948-Fred Thompson (Jord) & Luther Butler (Jeff) co-champions; 1949-George Adrian (Hlwd), 1964-Fred Banks (Jeff), 1966-Wayne Collett (Gard), 1989-Beno Bryant (Dors), 1999-Blaine Bussey (Taft)

Boys 880 yard / 800 meter Run

880 yard Run

1935			1942			1948			1954		
1 Melcel Pipkin	Jeff	2:01.1	1 John Sciarra	Frem	1:58.1	1 Ed Wallace	Dors	1:58.7	1 Tom Anderson	VNuy	1:55.2
2 Dan Peterson	Roos		2 Levert Patterson	Jeff	el:58.8	2 Fred Wehking	Bell	el:59.3	2 Bob Harman	LANG	1:55.9
3 McQueen	Narb		3 Hal Broadway	Dors		3 Rudy Contreras	Poly		3 Jim Stealey (jr)	Dors	1:57.4
4 Parke	Jeff		4 Mal Whitfield(jr)	Jeff		4 Ray Bjorkman	SFer		4 Hal Long	VNuy	1:57.6
5 Rollins	FrFx		5 Gilbert Gamboa	Garf		5 Lonnie Jackson	Venc		5 Al McDade	Jeff	1:58.5
						6 Bob Class	EagR		6 Eugene Hobart	Belm	1:59.0
1936			1943			1949			1955		
1 DeMott Modisette	LANG	#1:55.7	1 Mal Whitfield	Jeff	1:59.3	1 Neil Bullock	ManA	2:00.5	1 Jim Fuller	CanP	1:58.2
2 Wally Sides	Jeff	el:58.0	2 Don McQueen	Mrsh		2 Jim Powell	Poly	e2:00.8	2 George Stansell	Jeff	el:58.3
3 Norrbow	Univ		3 Don Moody	Frem		3 Bob Smith	Jeff	e2:01.1	3 Jim Stealey	Dors	
4 Frank Baker (jr)	FrFx		4 Art Valenzuela	Linc		4 Dave Pacheco	Bann	e2:01.3	4 Arnold Fernandez (jr)	Roos	
5 Bill Hutchings	LANG		5 Tom Tackett	NHwd		5 Ed Macias (so)	Belm	e2:02.0	5 Bill Knocke (so)	Narb	
						6 Henry Watson (jr)	Jord	e2:02.2	6 Jerry Quintana	VNuy	
1937			1944			1950			1956		
1 Frank Baker	FrFx	1:57.4	1 Henry Williams	Belm	1:57.7	1 Lang Stanley	Jeff	1:56.1	1 Louis Miller	Frem	1:56.9
2 Jim Lawson	Jord	el:58.2	2 James Haskins	Jeff	1:58.2	2 Henry Watson (jr)	Jord	el:59.8	2 Bill Knocke (jr)	Narb	el:57.5
3 Deke Penfield	NHwd	el:58.7	3 Walker	Univ		3 Paul Schexnayder	Dors	2:00.4	3 Ted Smith	VNuy	el:57.7
4 Lloyd Lane (jr)	ManA	el:58.7	4 Warren Morse (jr)	SFer		4 Jim Terrill	LANG	e2:01.2	4 Bill Warner	Dors	
5 Berklina	*Esg	e2:00.1	5 Dick Van Nesa	Fran		5 Ed Macias (jr)	Belm	e2:01.8	5 Arnold Fernandez	Roos	
						6 George Sanchez	Jeff	e2:02.0	6 Chuck Stanley	Fran	
1938			1945			1951			1957		
1 Frank Chavira	Belm	1:59.5	1 Bob Mitchell (jr)	HunP	1:59.3	1 Ed Shinn	Dors	2:00.2	1 Bill Knocke	Narb	#1:54.4
2 Warren Smith(jr)	ManA		2 Warren Morse (jr)	SFer		2 Arthur Stewart	Jeff	2:00.4	2 Al Gentry (jr)	Frem	1:54.4
3 Warren Simon	Frem		3 Enoch	Hami		3 Hubert Jones	Garf	2:00.5	3 Mike Anderson	Univ	1:57.0
4 Joe Badillo	Garf		4 Tommy Edgecomb(jr)	Dors		4 Larry Spicer	FrFx	e2:00.5	4 Larry Cali	Mrsh	
5 Kneale Corkhill	LANG		5 Don Donovan (jr)	SGat		5 Ed Macias	Belm	e2:00.8	5 Al Myers (jr)	Dors	
						6 Don Lugo	SFer	e2:00.5	6 Steve Scott	FrFx	
1939			1946			1952			1958		
1 Warren Smith	ManA	1:57.1	1 Elwood Williams	Belm	1:59.1	1 Jerry Thompson	HunP	2:00.6	1 Al Gentry	Frem	1:58.6
2 Fillmore Crank	FrFx		2 Don Donovan	SGat		2 Bill Shultz	HunP	2:00.8	2 Bill Matheson	EagR	
3 Harrison Packard	*Ris		3 Price Cobbs	Jeff		3 Bob Corsello	EagR	2:01.5	2 Warren Farlow	Hlwd	
4 Jack Roots	VNuy		4 Al Livingston	FrFx		4 Ralph Medina	Garf		4 George Hill	Jord	
5 Joe Johnson	LANG		5 Bill Bretthauer	Univ		5 Dick Lorenzana	Roos	2:02.0	5 Phil Alexander	VNuy	
			6 Ted Hanna (so)	Wash		6 Jim Lockner	Dors		6 Wayne Farlow	Hlwd	
1940			1947			1953			1959		
1 Harry Browne	Wash	1:58.6	1 Fred Wehking	Bell	1:59.1	1 Ray Houghton	Univ	1:58.5	1 Ted Eggleston	RsdA	1:56.7
2 Paul Miner	LANG		2 Don Wallace	Dors	el:59.4	2 Tom Anderson (jr)	VNuy	1:58.7	2 Teddy Lindo	Frem	1:57.6
3 Stan Sariana	Linc		3 Elwood Williams	Belm		3 Dennis O'Reilly	Wash	1:59.9	3 McDonald Jackson	LANG	1:57.8
4 Jack Carter	*Esg		4 Bob Class (jr)	EagR		4 Jim Stealey (so)	Dors	2:00.1	4 Richard Cerullo (jr)	HunP	1:58.5
5 Paul Iacono (jr)	SPed		5 Henry Quackenbush	Dors		5 Willie McMahan	Jeff	2:00.5	5 John Reames	ManA	
			6 Vernon Stamps	Poly		6 Harrison Strong	Mrsh		6 Claude Frazier	Jeff	
1941			1948			1954			1960		
1 Jim Slosson	VNuy	1:56.4	1 John Sciarra	Frem	1:58.1	1 Ed Wallace	Dors	1:58.7	1 Tom Anderson	VNuy	1:55.2
2 Leslie Gregg	Bell	el:57.6	2 Levert Patterson	Jeff	el:58.8	2 Fred Wehking	Bell	el:59.3	2 Bob Harman	LANG	1:55.9
3 Gerald MacDonald	*Tor	el:58.0	3 Hal Broadway	Dors		3 Rudy Contreras	Poly		3 Jim Stealey (jr)	Dors	1:57.4
4 Levert Patterson	Jeff	el:58.4	4 Mal Whitfield(jr)	Jeff		4 Ray Bjorkman	SFer		4 Hal Long	VNuy	1:57.6
5 Paul Iacono (jr)	SPed	el:58.8	5 Gilbert Gamboa	Garf		5 Lonnie Jackson	Venc		5 Al McDade	Jeff	1:58.5
						6 Bob Class	EagR		6 Eugene Hobart	Belm	1:59.0

Key to symbols

- t = tie for place listed
- e = estimated time (based on still photo or moving picture, or impartial eyewitness account of finish)
- # = time bettered or tied City Championships Record

City Section Championships Medallists

Leading Schools (1935-1999) 880y/800m

Dorsey 24 medals (6 champions), Jefferson 21 medals (4 champions) Fremont 17 (5), Belmont 17 (4), Los Angeles 15 (5)

CALIFORNIA STATE MEET MEDALLISTS - 880y/800m Run

Total placers (first thru sixth) 1915-1999 = 75;
 Champions = 15 ...1922 & 1923-Irving Thomas (ManA), 1925-Alex McKinnon (Poly), 1927-Bill McGeagh (Poly), 1930-Al Hassan (Jeff), 1931-Carl Satterfield (ManA), 1934-Mel Nickerson (Poly), 1937-Jim Lawson (Jord), 1950-Lang Stanley (Jeff), 1958-Alfred Gentry (Frem), 1967-Lawrence Banks (Dors), 1969-Ricco Sanchez (CanP), 1978 & 1979-David Mack (Lock), 1986-Vincent Thompson (Lock)

Metric two lap races are approximately five yards, four inches short of an even half-mile (880 yards). The difference timewise is approximately 0.7 or 0.8 second. For example, an 800 meter time of 2:00.0 is equivalent of 2:00.7 or 2:00.8 for 880 yards.

Race procedures for two lap races, changed radically with (1) the elimination of long straightaways and once again (2) with the introduction of allweather tracks. In the early years of Los Angeles City Section competition, 880 yard races were often run on only three turns, with the start (involving many competitors) on a long straightaway and a break for the pole after a designated distance, such as 180 yards. This led to very fast (often too fast) opening paces. When long straightaways were eliminated, four turn races were started from the middle of the straightaway from a common scratch line (no lanes) or a one full lap in lap in lanes, followed by a break for the pole lane, after a staggered land start. In recent years, a one curve staggered start has become commons. The longer the

Boys 880 yard / 800 meter Run

880 yard Run cont.

800 meter Run

1960		1970		1980		1990	
1 Paul Turnquist (jr)	NHwd 1:55.3	1 James Baxter	LAng 1:52.2	1 James Isom	Wchr 1:54.68	1 LaMonte Mitchell	Cren 1:55.46
2 Richard Cerullo	HunP 1:56.0	2 Randy Vasquez	Univ 1:55.1	2 Erwin Hickman (jr)	Frem 1:55.05	2 Lamar Simpson	Wash 1:56.40
3 Jay Ward	CanP 1:56.0	3 Juan Maldonado(jr)	CanP 1:56.6	3 Micky Pinchback	Lock 1:55.95	3 Larry Whitehead	Frem 1:56.46
4 Gene Bruno	Garf	4 Harvey Brown	Gard 1:57.0	4 Darryl Richie (jr)	Wash 1:56.01	4 Dov Waisman (jr)	NHwd 1:57.39
5 Bill Nardi	VNuy	5 Earl Robinson (so)	Wchr 1:57.9	5 Dean Kessler	Mrsh 1:57.41	5 Julio Serra (jr)	Venc 1:57.44
6 Oscar Forney (jr)	Jeff	6 Anthony Witherspoon	Jeff 1:58.0	6 Gregory Cash	Bann 1:58.14	6 Warren Reich	Kenn 1:58.44
1961		1971 (?results, places 2-6)		1981		1991	
1 Paul Turnquist	NHwd #1:53.5	1 Earl Robinson (jr)	Wchr 1:54.3	1 Steve Papagaay	Clev 1:53.11	1 Orlando Bustamante(jr)	Lock 1:56.98
2 Bill Sheue	SGat 1:53.7	2 John Lilly	Frem 1:55.1	2 Erwin Hickman	Frem 1:53.28	2 Mike Campos	Garf 1:57.30
3 Oscar Forney	Jeff 1:53.8	3 Juan Maldonado	Frfx 1:55.2	3 MacArthur Osborne(jr)	Cren 1:53.75	3 Julio Garcia	Venc 1:57.36
4 Wes Johnson	SFer	4 Frank Nelms	Cren 1:56.0	4 Daryl Richie	Wash 1:54.02	4 Myron Bernard (jr)	Venc 1:58.11
5 James Edmondson	ManA 1:55.6	5 Dave Hansch	Chat 1:56.9	5 Howard Gardner	Cren 1:54.32	5 Sal Miranda	Wils 1:58.18
6 Manuel Veyna	Roos el:56.0	6 Art Csillag	NHwd 1:57.0	6 Ricardo Villaneda	Belm	6 John Cohen	Kenn 1:59.30
7 Fred Velez	Wash el:56.0						
1962		1972		1982		1992	
1 Robert Cameron	Dors 1:55.2	1 Albert Seeney	ManA 1:52.4	1 Chauncey Isom	Wchr 1:50.44	1 Myron Bernard	Venc 1:56.22
2 Donald Aubrey	Dors 1:55.3	2 Jeff Dember	Birm 1:54.4	2 MacArthur Osborne	Cren 1:51.33	2 Ramone Clark (jr)	Dors 1:56.46
3 Bill Carmichael	Wchr 1:56.4	3 Randy Randolph	ManA 1:55.8	3 Donald Young	NHwd 1:53.75	3 Omar Narenjo	Garf 1:58.01
4 Norm Bain	Clev 1:56.5	4 Kevin Burroughs	Lock 1:55.9	4 James Garrett	Narb 1:54.61	4 Adam Naftalin (jr)	Birm 1:59.88
5 Mike Johstone	Garf 1:56.5	5 Eldridge Coley (jr)	LAng 1:56.0	5 Kenneth Hall	LAng 1:55.97	5 Charles Standokes	Frem 2:00.37
6 John Black	EagR 1:57.4	6 Gene Dossett	Pali 2:00.1	6 Michael Veal	Frem 1:55.99	6 Marc Adolphus (jr)	Cren 2:01.32
1963		1973		1983		1993	
1 Ray Schrudder (jr)	EagR 1:53.7	1 Francois Wolman(jr)	Frfx 1:53.4	1 Ed Dailey	ManA 1:53.69	1 Ramon Clark	Dors 1:55.20
2 Don Wood	GrHl 1:53.8	2 Dan Lagorio	Taft 1:54.6	2 Tyrone Brooks	Pali 1:54.52	2 Anthony Wheeler (jr)	Dors 1:56.68
3 Dan Figueroa	Clev 1:55.4	3 Ronnie Robinson	ManA 1:54.9	3 Pascual Garrido	Bell 1:54.69	3 Rick McCray	Cars 1:57.17
4 Steve Wright	RsdA 1:56.3	4 David A. Perez	Bann 1:55.9	4 David Williams	ManA 1:54.89	4 Brian Karpman	Hami 1:57.32
5 David Byrd	Gard 1:56.3	5 Elridge Coley	LAng 1:56.9	5 Keith McDaniels (jr)	Lock 1:55.10	5 Juan Camacho	Bell 1:57.69
6 John Milnitz	Pali 1:56.5	6 Tom Hacche (so)	Birm 1:57.2	6 Anthony Hackett	CanP 1:56.29	6 Mike Adolphus	Cren 2:00.53
1964		1974		1984		1994	
1 Ray Schrudder	EagR 1:53.6	1 Francois Wolman	Frfx 1:52.6	1 Daymon Lee	SGat 1:52.33	1 Rey Duarte	Roos 1:57.86
2 David Battle	ManA 1:55.7	2 Brian Donohue	Taft 1:52.8	2 Luis Valdez	Belm 1:54.09	2 Anthony Wheeler	Dors 1:58.49
3 Owen Brosh	CanP 1:56.8	3 Tom Hacche (jr)	Birm 1:55.6	3 Keith McDaniels	Lock 1:54.59	3 Erik Larsen (so)	Pali 1:58.64
4 John Rocha (jr)	Roos 1:57.2	4 Ron Tolliver	Bann 1:56.0	4 Bill Stuck	CanP 1:55.02	4 Yohannes Measho	Belm 1:59.75
5 Don Johnson	SFer	5 Hubert Crawford	Wchr 1:57.4	5 Kirby Johnson	Gard 1:55.65	5 Amad Muñoz	Belm 1:59.75
6 Lenny Levine	Univ	6 Steve Navarro	Bann 1:59.0	6 Arne Lekven	Pali 1:57.48	6 Ismael Castellanos	Birm 1:59.80
1965		1975		1985		1995	
1 Gary Helms	SPed 1:55.1	1 Harry Bayless	Chat 1:53.8	1 Roman Gomez	Belm 1:54.91	1 Garrick Goods (jr)	Wchr 1:58.64
2 Meri Fleming	GrHl 1:55.2	2 Tom Hacche	Birm 1:53.8	2 Carlos Moya	Narb 1:55.44	2 Ryan Song	Wchr 1:58.95
3 James Lewis	Frem 1:55.3	3 Leonard Ledet (jr)	Wash 1:54.8	3 Freddie Kober	Kenn 1:56.07	3 Kareem O'Neal	Bann 1:59.54
4 John Nichols	Frem 1:55.4	4 Bill de la Torre	Bann 1:55.5	4 Chris Stiles (jr)	Mrsh 1:56.81	4 Ricardo Esqueda	HunP 1:59.90
5 Malcolm Johnson	LAng 1:55.6	5 Henry King	Gard 1:56.0	5 Oscar Pineda	Belm 1:57.49	5 Ted Peszynski (jr)	GrHl 2:00.71
6 Mike Howard	Gard	6 Jeff Sanders	Univ 1:56.0	6 Rafael Ramirez	SGat 1:58.02	6 Neal Karchem	Chat 2:01.46
1966		1976		1986		1996	
1 Art Martinez (jr)	Wils #1:53.3	1 Leonard Ledet	Wash 1:55.5	1 Vincent Thompson	Lock 1:52.32	1 Garrick Goods	Dors 1:54.45
2 Lawrence Banks (jr)	Dors 1:54.1	2 Jay Wahl	ECam 1:56.1	2 Norlem Ewell	Pali 1:54.71	2 Carlos Aguilar	Pali 1:54.68
3 Dave Evans	Wchr 1:54.4	3 Mark Harmon	RsdA 1:56.3	3 Chris Stiles	VerH 1:55.79	3 Ted Peszynski	Monr 1:55.57
4 Gregory Jones	Dors 1:56.3	4 Paul Anderson	SPed 1:56.3	4 Eric Bailey	Dors 1:56.23	4 William Anderson	Kenn 1:57.78
5 Mike Howard	Gard 1:56.3	5 Gordon Blackwell	Univ 1:56.5	5 Michael Howard (jr)	Univ 1:56.79	5 Apolonio Ruiz	Chat 1:59.63
6 Mario Fonda-Bonardi	Univ	6 Glenn Blaver	Bann 1:57.0	6 Antonio Houston(so)	Lock 1:57.47	6 Aaron Dean	Dors 1:59.90
1967		1977 (adjusted by photo)		1987		1997	
1 Lawrence Banks	Dors #1:52.8	1 Robert Williams	Jeff 1:55.7	1 Jorge Cabral (jr)	Belm 1:55.36	1 Ronald Fleming (jr)	Frem 1:56.35
2 Art Martinez	Wils 1:53.2	2 LaVertes Crawford	Frem 1:55.7	2 Robert Mata (jr)	Roos 1:55.85	2 Jose Andrade	Belm 1:57.01
3 Jim Estes	Monr 1:54.4	3 Roland Calderon	Kenn 1:55.9	3 Mark Dunzo	LAng 1:56.17	3 Rafael Dominguez	Roos 1:57.73
4 Manuel Greene	Hlwd 1:56.3	4 Bob Brockert	Chat 1:57.1	4 Michael Howard	Univ 1:56.79	4 Juan Fernandez (jr)	VerH 1:57.76
5 Art Martinez	Grnt 1:57.0	5 Ralph Fournier	NHwd 1:57.4	5 Antonio Houston(jr)	Lock 1:56.98	5 Hector Nava	Garf 2:00.63
6 Ross Noden	Univ 1:59.6	6 Bennie Brown	Pali 1:57.4	6 Richard Bell	Narb 2:00.60	6 Yubini Huitz (jr)	Frem 2:03.47
1968		1978		1988		1998	
1 Eugene Williams	Frem 1:56.2	1 Johnny Gray	Cren 1:54.46	1 Darius Frelix	Wash 1:53.55	1 Andre Young (jr)	Mrsh 1:55.56
2 Tony Ellis	Wash 1:56.4	2 Jeff West (jr)	Cren 1:55.1	2 Robert Mata	Roos 1:54.34	2 Jesus Zamora (jr)	Kenn 1:57.34
3 John Gianelli	Grnt 1:56.6	3 David Mack (jr)	Lock 1:55.5	3 Jorge Cabral	Belm 1:55.55	3 Ontas Chaney (so)	Clev 1:57.68
4 Manuel Lopez (jr)	Belm 1:56.6	4 Tracey Davis	Wchr 1:55.8	4 Senuhe Garrett	RsdA 1:55.68	4 Yubini Huitz	Frem 1:58.10
5 Mansfield Collins	Dors 1:58.0	5 Matt Beck	Grnt 1:56.1	5 Keith Davis	Hami 1:55.69	5 Francis Santos (jr)	HunP 2:01.57
6 Richard Calzada	SFer 1:58.7	6 Cris Bell	RsdA 1:57.5	6 Keir Scott (jr)	Hami 1:58.01	6 Miguel Vasquez	SPed 2:02.35
1969		1979		1989		1999	
1 James Baxter (jr)	LAng #1:51.0	1 David Mack	Lock #1:50.7	1 Chris Manley	Bann 1:54.35	1 Andre Young	Mrsh 1:56.47
2 Ricco Sanchez	CanP 1:51.3	2 Jeff West	Cren 1:50.7	2 Keir Scott	Hami 1:55.19	2 Chris Wells-Andres(so)	ECam 1:57.03
3 James Couch	ManA 1:54.4	3 Darryl Savage	Monr 1:53.6	3 Kengee Bostic	Univ 1:56.46	3 Justin Temple (jr)	Dors 1:57.39
4 Joe Puerta	Narb 1:55.0	4 Tony Brown	Cars 1:54.2	4 Dan Glasband	NHwd 1:57.60	4 Ontae Chaney (jr)	Clev 1:57.72
5 Jim Morden	Taft 1:56.0	5 James Jackson	Gard 1:54.7	5 Martin Flores	Hami 1:59.50	5 Julio Moroyoqui	Bann 1:58.73
6 Manuel Lopez	Belm 1:58.6	6 George Shackelford	Frfx	6 Warren Reich (jr)	Kenn 2:02.0	6 Jesus Orocco	Jeff 2:01.25

Boys One Mile / 1600 meter Run

One mile Run

1935		1942		1948		1954	
1 Lou Zamperini	*Tor #4:26.3	1 Jim Moreno (jr)	Garf 4:31.8	1 John Woolley	Mrsh 4:29.3	1 Dick Ortiz	NHwd 4:28.0
2 Phil Graves	Hlwd e4:30.5	2 Miguel Martinez	SPed 4:33.2	2 Emilio Alcantar (jr)	Linc	2 Joe Washington	Poly 4:28.6
3 Bob Madrid	Belm	3 Louis Hinman	Hlwd 4:33.4	3 Don Hangen	Univ	3 Armando Castro	Roos 4:29.2
4 Reld	Jeff	4 Ralph Gold	LAng	4 Jerry Smith	VNuy	4 Jim McCall	LAng 4:30.1
5 Frank Milan	Roos	5 Jack Hedges (jr)	Bann	5 Ted Hanna (jr)	Wash	5 Jesse Newman (jr)	Jeff 4:30.7
				6 Chico Pacheco (jr)	Bann	6 John Kerr (jr)	NHwd e4:31.5
1936		1943		1949		1955	
1 Bob Finch	LAng 4:27.9	1 Arno Elias	ManA 4:28.8	1 Emilio Alcantar	Linc 4:35.6	1 Jesse Newman (jr)	Jeff #4:23.8
2 Johnny Butler	LAng e4:30.3	2 Jim Moreno	Garf 4:29.2	2 Benny Del Rio	Linc e4:37.8	2 Pete Rodriguez	Univ 4:24.4
3 Art Cazares	Garf e4:31.0	3 Jack Hedges	Bann	3 LAng Stanley (jr)	Jeff e4:38.3	3 Roy Romero	Poly 4:24.4
4 Fernandez	Bann	4 Lester Lee (jr)	Hlwd	4 Fernando Gasporra	HunP e4:38.9	4 John Fer	SPed 4:28.0
5 Kenny LeBarts	Wash	5 Delmar Linebarger	Wils	5 Jim Smith	VNuy e4:39.1	5 Raynor Byers	NHwd 4:30.0
				6 Ed Dillon	Hami e4:39.5	6 John Hogan	LAng
1937		1944		1950		1956	
1 Pat Malone	Frfr 4:35.2	1 Louis Beadle (jr)	Jeff 4:30.5	1 Don Roach	HunP 4:35.6	1 Bob Rye	EagR #4:23.5
2 Robinson	Jord	2 Hal White	LAng 4:30.5	2 Jimmy Walker (jr)	Jeff e4:37.0	2 Tim Roelen (jr)	Pali 4:24.5
3 Harold Floyd (jr)	Jeff	3 Fred Beck (jr)	Univ	3 Leon Carrillo (jr)	Garf e4:37.0	3 Hal Harkness	NHwd
4 Bill Gomez	Belm	4 Lester Lee	Hlwd	4 Joe Tyler	LAng e4:37.5	4 Tom Dilday	Wash
5 Al Ornelas	Roos	5 Dick Moje	Fran	5 Art Taylor (jr)	Roos e4:38.4	5 Dan Rosales	SFer
				6 Russ Christie	CanP e4:38.5	6 Marshall Johnson	Univ
1938		1945		1951		1957	
1 Al Ranford	Frem 4:33.1	1 Eugene Haynes (jr)	Hlwd 4:36.2	1 Allen Bailey (jr)	Belm 4:34.7	1 Tim Roelen	SFer #4:22.3
2 Gabriel Cazares	Garf 4:33.8	2 Louis Beadle	Jeff	2 Manuel Mesa	HunP 4:34.9	2 Lee Craver	LAng
3 Harold Floyd	Jeff e4:35.5	3 John Pattee	SGat	3 Donald Mann	Dors 4:37.2	3 Ian Colpitts (jr)	Univ
4 McAdam	NHwd e4:35.7	4 Fosburg	Hami	4 Art Taylor (jr)	Roos e4:37.4	4 Jim Ellfeldt	Univ
5 James Watson	LAng	5 Koplín	Venc	5 Al Macias	Bann e4:37.8	5 John Esquivel	Roos
				6 Leon Carrillo	Garf e4:38.0	6 Clint Appelt	SPed
1939		1946		1952		1958	
1 John Hall	*Tor 4:29.1	1 Eugene Haynes	Hlwd 4:36.6	1 Allen Bailey (jr)	Belm 4:31.6	1 Eddie Rosas	Linc 4:33.8
2 James Palladino	Hami	2 Billy Gasporra	HunP	2 Al Collins	Univ 4:31.8	2 Tom Webb	Univ 4:34.5
3 Ralph Gutierrez	Garf	3 Bob Halpin (jr)	Bann	3 Joe Leach	CanP 4:35.1	3 Ted Ragsdale Rsdá	Kenn
4 Howard Willutt	HunP	4 Don Dunn	LAng	4 Dale Brooks	Univ 4:35.2	4 Steve Matthews (jr)	Hlwd
5 Tony Valdivia	Univ	5 Art Sierras (jr)	Poly	5 Ernie Loya	HunP 4:35.5	5 Tyrone Drinkard	Dors
		6 Ken Seals	Jeff	6 Ernie Terrazas	Roos	6 Ed Eartheil	Venc
1940		1947		1953		1959	
1 Odilon Medina	Roos 4:32.6	1 Bob Halpin	Bann 4:34.8	1 James Davis	Jeff 4:32.9	1 Steve Matthews (jr)	Hlwd 4:26.0
2 Elwood Stricklin	Belm	2 Joe Gartrell	Jord 4:35.0	2 Fred Ackenback	SPed 4:33.3	2 Bill Brown	Narb 4:30.5
3 Bill Pothoff	SPed	3 Ted Hanna (jr)	Wash	3 Armando Castro (jr)	Roos 4:33.4	3 Henry Moraga	Narb 4:30.7
4 John Gonzales	Garf	4 Gil Zinniker	Mrsh	4 Jack Schroeder	VNuy 4:35.3	4 James Buster (jr)	Frem
5 Ernie Serfas	ManA	5 Sierras	Poly	5 Joe Washington (jr)	Poly	5 Bob Lamoureux	Poly
		6 Gregory	Wash	6 Dick Ortiz (jr)	NHwd	6 Horace Whitehead	ManA
1941							
1 Joe O'Connor	Bell 4:31.7						
2 Bob Elias	Linc 4:32.5						
3 Harry Doner	SFer						
4 Wagner	Mrsh						
5 J Smith	Dors						

Key to symbols

- t = tie for place listed
- e = estimated time (based on still photo or moving picture, or impartial eyewitness account of finish)
- # = time bettered or tied City Championships Record

Metric four lap races, at the odd 1600 meter distance, are approximately ten yards, eight inches shy of a even one mile. The difference in time is approximately 1.5 to 1.7 seconds, depending upon the average pace of the runner. For example, a time of 4:20.0 for 1600 meters is the equivalent of 4:21.6 for the one mile distance. Nowhere in the world, of the nation, is the 1600 meter distance run other than in

All-Weather Tracks have contributed greatly to gairer races and fast times. By the estimate of outstanding athletes who have run championship national or international races on both dirt and all-weather surfaces, the synthetics are one to two seconds faster per lap, especially in distance races, which usually are run mostly in the inside lane, which tended to get very loose after several races. The first Los Angeles City Section meets were run on the composition dirt surfaces of the Los Angeles Coliseum (1935-1957), East Los Angeles Community College (1958-1979, 1981-82) or Los Angeles Valley College (1980). It was not until the meet

City Section Championships Medallists

Leading Schools (1935-1999) Mile/1600m

Belmont 23 medals (4 champions), University 20 medals
 (2) Birmingham 15 (6), Venice & Palisades 12 (2),
 Garfield 11 (2), Jefferson 10 (2)

CALIFORNIA STATE MEET MEDALLISTS - Mile/1600m Run

Total placers (first thru sixth) 1915-1999 = 43;
 Champions = 9...1924-Lee Hansen (ManA), 1948-John Woolley
 (Mrsh), 1957-Tim Roelen (SFer), 1970 & 1971-Brent Tubb (Clev),
 1978 & 1979-Paul Medvin (Univ), 1984 & 1985-Roman Gomez (Belm)

Boys One mile / 1600 meter Run

One Mile Run cont.

1600 meter Run

1960			1970			1980			1990		
1 David Doherty	SPed	4:23.2	1 Brent Tubb (jr)	Clev	4:16.9	1 Mark Emdee	Narb	4:18.35	1 Brian Gastelum	Birm	4:11.28
2 Danny Howard	Fran	4:23.2	2 Rich Tschudin	Pali	4:17.6	2 Tim Ruffino	Chat	4:20.83	2 Danny Jordon	Venc	4:20.38
3 James Buster (jr)	Frem	4:24.0	3 John Loomis (jr)	GrHl	4:23.3	3 Daniel Arteaga	Bann	4:21.58	3 Ben Mesfen (jr)	Venc	4:20.86
4 Richard Macabeo	Roos		4 Curtis Caughy	Wchr	4:25.2	4 Steve Schuman	Univ	4:21.61	4 Julio Moreno (jr)	Venc	4:22.97
5 Craig Stannan	Frfrx		5 Martin Smith	Dors	4:28.6	5 Huie Phillips	Frem	4:25.2	5 Steve Gonzalez (jr)	Cars	4:24.05
6 Earl Clibborn (jr)	Fran		6 Ed Hayes	Ecam	4:30.2	6 Scott Aguirre	Mrsh	4:29.15	6 Ramon Rendon(jr)	Bann	4:25.58
1961			1971			1981			1991		
1 Jerry Reich	SGat	4:25.3	1 Brent Tubb	Clev	4:15.3	1 Cesario Marquez	Monr	4:17.50	1 Ben Mesfen	Venc	4:17.32
2 Joe Walsh	CanP	4:25.7	2 Hector DeAnda	Bann	4:17.3	2 Troy Palmer	Wchr	4:19.22	2 Armando Gonzalez	Roos	4:19.56
3 Earl Clibborn (jr)	Fran	4:26.0	3 Michael Nash	ManA	4:21.1	3 Steve Gilbert	Univ	4:19.47	3 Bobby Wiley	Monr	4:23.82
4 Louis Corral	Narb		4 Howard Snider	Frfrx	4:22.2	4 Steve Dietch (jr)	Ecam	4:19.82	4 Brian Godsey	Taft	4:23.98
5 Peter Witt	Frfrx		5 John Loomis	GrHl	4:28.1	5 Todd Pearsons	Taft	4:21.6	5 Carlos Aguilan	Birm	4:25.37
6 Gary Goettelman	VNuy		6 Lonnie Hanlon	Univ	4:29.0	6 Craig Ford	Kenn	4:26.99	6 Torino Carr	Taft	4:32.15
1962			1972			1982			1992		
1 John Kennedy	VerH	4:22.9	1 Darrell Chappell	Frem	4:22.1	1 Steve Dietch	Ecam	4:17.77	1 Alvaro Mejia (jr)	Birm	4:22.60
2 Burt Ballentine	NHwd	4:23.3	2 Cliff Morden	Taft	4:22.6	2 Paul Mora (jr)	Garf	4:21.35	2 Morris Giddens (jr)	Gard	4:22.68
3 Bill Scobey	Clev	4:23.4	3 Tom Elander	Pali	4:22.6	3 Kenneth Hall	LANG	4:22.56	3 Gustavo Maciel	Frem	4:27.10
4 Marvin Murray	Gard	4:24.1	4 James Osborne	Lock	4:22.7	4 Brad Kearns	Taft	4:23.03	4 Colin Marian	Birm	4:28.52
5 Charles Akers	Bann	4:24.6	5 Richard Nance (so)	Monr	4:26.5	5 Mike Wallace	Univ	4:23.17	5 Mikel Joliet	Wchr	4:29.36
6 Jay Romais	Taft	4:25.0	6 David Turner	GrHl	4:26.7	6 Mike Falk	Chat	4:26.40	6 Juan Camacho (jr)	Bell	4:31.25
1963			1973			1983			1993		
1 Kim Ellison (so)	Birm	4:25.7	1 Richard Nance	Monr	4:20.9	1 Darryle Peoples	ManA	4:17.91	1 Morris Giddens	Gard	4:20.39
2 Bill Berridge	Clev	4:26.7	2 Jerry Fraga	Sylm	4:21.3	2 Roman Gomez (so)	Belm	4:20.21	2 Alvaro Mejia	Birm	4:21.76
3 Vic Krohn	Taft	4:26.7	3 Shawn Martinez	Birm	4:21.7	3 Raul Mora	Garf	4:20.40	3 Peter Gilmore (so)	Pali	4:22.26
4 Ernie Calderon	Garf	4:28.6	4 David Turner	GrHl	4:21.9	4 Jim Tyner (jr)	Univ	4:21.64	4 Fred Bailon	Garf	4:22.86
5 Ken Kohon	Poly	4:31.6	5 Ruben Guillen	Gard	4:22.8	5 Joe Barrow	SPed	4:25.41	5 Jose Lira	Gard	4:26.38
6 Gary Burcham	Clev	4:32.0	6 Tim Kirkpatrick	RsdA	4:24.7	6 James Macon	Kenn	4:28.06	6 Aaron Henrikson	Venc	4:26.43
1964			1974			1984			1994		
1 Ken Roberts	SPed	#4:19.5	1 Bill De La Torre (jr)	Bann	4:18.7	1 Roman Gomez (jr)	Belm	#4:08.09	1 Peter Gilmore (jr)	Univ	4:27.25
2 Kim Ellison (jr)	Birm	4:20.4	2 Richard Nance	Monr	4:18.7	2 Christian Cushing-Murray	NHwd	4:17.28	2 Ricardo Valenzuela	Belm	4:27.29
3 Doyle Harris	Wash	4:20.4	3 Ron Young	Bell	4:21.2	3 Jim Tyner	Univ	4:19.83	3 Humberto Sanchez	Belm	4:29.07
4 Kevin Goff (jr)	Pali	4:21.6	4 Ken Hammer	CanP	4:22.6	4 Allan Goff	Lock	4:21.69	4 Miguel Ramirez	Roos	4:29.69
5 Arnold Rios	Roos		5 Jim Marin	NHwd	4:23.7	5 Alex Carmona	Belm	4:22.73	5 Amada Munoz	Belm	4:32.02
6 Lloyd Hughes (jr)	Dors		6 Naricso Holguin (jr)	SFer	4:29.0	6 Elbert Twist	Cars	4:24.60	6 Gerardo Martienz	Sylm	4:38.03
1965			1975			1985			1995		
1 Gordon Krohn	Chat	#4:17.2	1 Ajim Baksh	Hlwd	4:14.9	1 Roman Gomez	Belm	4:14.38	1 Peter Gilmore	Pali	4:24.05
2 Kevin Goff	Pali	4:18.6	2 Richard Hornish	Venc	4:19.3	2 Eric Aguirre	Wils	4:14.96	2 Manuel Lopez (so)	Belm	4:25.90
3 Lloyd Hughes	Dors	4:20.7	3 David Greifinger	Pali	4:20.2	3 Manuel Gomez (jr)	Belm	4:17.33	3 Richard Martinez	Garf	4:26.36
4 Keith Cooney	GrHl	4:22.3	4 Narciso Holguin	SFer	4:20.7	4 Rick Tanner	Hami	4:17.72	4 Erik Larsen (jr)	Pali	4:26.97
5 Paul Robinson	Pali		5 Gilbert Herrera	Venc	4:23.6	5 Richard Gostin	Frfrx	4:24.32	5 Juan Gama (jr)	Pali	4:31.80
6 Paul Booth	Gard		6 Peter Levine	Univ	4:24.2	6 Junior Larcara	Wils	4:28.02	6 Ilmar Rodriguez (jr)	Taft	0:43.22
1966			1976			1986			1996		
1 Royce Shaw	Venc	4:19.1	1 Clay Sigmon	Chat	#4:12.0	1 Carlos Moya	Narb	4:19.02	1 Eduardo Sanchez	Garf	4:19.62
2 John Becker	RsdA	4:19.8	2 Ron Cornell (jr)	SPed	4:15.2	2 Manuel Gomez	Belm	4:17.33	2 Ali Benmohamed (jr)	Monr	4:21.79
3 Craig Crowley	Taft	4:21.5	3 David Pascal	Univ	4:17.0	3 Tefere Gebre (jr)	Belm	4:21.27	3 Manuel Lopez (jr)	Belm	4:22.92
4 Claude McGary (jr)	Frem	4:22.4	4 Kim Slight	EagR	4:18.6	4 Ian Alsen (so)	GrHl	4:22.59	4 Paul Muite (jr)	NHwd	4:24.81
5 Jeff King	Monr	4:24.4	5 Paul Heide	Hlwd	4:19.0	5 Humberto Quintana	Sylm	4:24.02	5 Ilmar Rodriguez	Taft	0:42.94
6 Jim Ferguson (jr)	EagR	4:28.0	6 Bradley Bauer	SGat	4:22.5	6 Aaron Bowen	Univ	4:25.78	6 Apolonio Ruiz	Chat	4:30.96
1967			1977			1987			1997		
1 Kerry Ellison (so)	Birm	4:21.7	1 Ron Cornell	SPed	4:14.4	1 Steve Haug	Birm	4:14.67	1 Ali Benmohamed	Monr	4:20.15
2 Claude McGary	Frem	4:23.7	2 Paul Medvin (so)	Univ	4:19.1	2 Tefere Gebre	Belm	4:15.93	2 Paul Muite	NHwd	4:20.81
3 Gary Woods	Narb	4:24.4	3 Thomas Gurley	SGat	4:21.7	3 Dale Vinski	Roos	4:18.77	3 Jose Merino	Cren	4:21.13
4 Gil Chasin	Univ	4:25.3	4 Richard Lugo	SFer	4:23.0	4 Robert Ortiz	Venc	4:20.12	4 Yubini Huitz (so)	Frem	4:23.15
5 Dennis O'Neill	HunP	4:28.8	5 Vic Goethals	GrHl	4:24.8	5 Dennis Wildy	Univ	4:22.56	5 Manuel Lopez	Belm	4:30.48
6 Bob King (jr)	Monr	4:29.0	6 Chris Baker	Wchr	4:25.4	6 Antonio Duran	Kenn	4:25.26	6 Jose Lorenzo	Birm	4:32.67
1968			1978			1988			1998		
1 Kerry Ellison (jr)	Birm	4:21.7	1 Paul Medvin (jr)	Univ	4:17.42	1 Robert Mata	Roos	4:21.56	1 Andre Young (jr)	Mrsh	4:20.80
2 William Glushko	SPed	4:24.3	2 Syd Liebovitch (jr)	Chat	4:20.7	2 Natividad Gaona (jr)	Belm	4:23.53	2 Kenzo Bergeron	Hami	4:24.28
3 Bob King	Monr	4:26.0	3 Farren Fields (jr)	GrHl	4:23.2	3 Joel Schweiger	GrHl	4:23.65	3 Alejandro Limos (jr)	Belm	4:25.10
4 Jon Mollring	Pali	4:26.2	4 Isaac Fabunan (jr)	Bann	4:24.8	4 Abelardo Deluna	SGat	4:23.65	4 Edgar Flores (jr)	Garf	4:25.96
5 Bruce Borneman	Cars		5 Steven Pascal	Birm	4:27.7	5 Danny Jordan (so)	Venc	4:23.97	5 Francis Santos (jr)	HunP	4:30.73
6 Roosevelt Brown	Frem		6 Duane Logan	Grnt	4:30.4	6 Gonzalo Ramirez (jr)	HunP	4:27.90	6 Henry Briceno (jr)	Belm	4:31.88
1969			1979			1989			1999		
1 Dan Schechter	Frfrx	4:16.0	1 Paul Medvin	Univ	4:12.34	1 Danny Jordon	Venc	4:16.53	1 Andre Young	Mrsh	4:17.55
2 Mike Butler	RsdA	4:16.6	2 Farren Fields	GrHl	4:15.2	2 Brian Gastelum	Birm	4:17.29	2 Sergio Campos (jr)	Mrsh	4:19.07
3 Rich Tschudin (jr)	Pali	4:16.9	3 Syd Liebovitch	Chat	4:17.5	3 Natividad Gaona	Belm	4:17.78	3 Jorge Banuelos	Venc	4:21.66
4 Brian Martinez	Birm	4:17.6	4 Isaac Fabunan	Bann	4:22.2	4 Jose Padilla	Roos	4:19.79	4 Edgar Flores	Garf	4:21.66
5 Don Penman	Birm	4:21.8	5 Eric Gottesfeld	Hami	4:23.2	5 Jorge Duran(jr)	Kenn	4:26.47	5 Humberto Vargas (jr)	Belm	4:28.97
6 Jose Amaya (fr)	Wils	4:24.8	6 Kevin McCray	Wash		6 Gonzalo Ramirez	HunP	4:27.10	6 Ruben Alvidrez (jr)	Bell	4:29.70

Boys 2 Mile / 3200 meter Run

Two Mile Run

<p>1965</p> <p>1 Kim Ellison Birm #9:20.0 2 Alex Hedges (jr) Wash 9:32.3 3 Bob Evans GrHl 9:33.8 4 Robert Macias (so) Belm 9:36.0 5 Glenn Erso Frfx 9:46.0 6 Bob Jarmen EagR 9:54.2</p> <p>1966</p> <p>1 Keith Cooney GrHl #9:17.7 2 Robert Macias (jr) Belm 9:31.2 3 Mark Haberer GrHl 9:31.8 4 Alex Hedges Wash 9:34.8 5 Ole Olsson Pali 9:38.9 6 Ruben Cerda Univ 9:50.6</p> <p>1967</p> <p>1 Robert Macias Belm 9:33.4 2 Gary Mazziotti (jr) Birm 9:42.2 3 Salvador Calderon Garf 9:42.3 4 Enrique Gonzales Garf 9:45.2 5 Joe Cohen Univ 9:48.6 6 Isael De La Rocha Roos 9:50.6</p> <p>1968</p> <p>1 Gary Mazziotti Birm 9:29.2 2 Cliff Busby (jr) RsdA 9:30.8 3 Mike Wittlin Frfx 9:33.6 4 Steve Baum Univ 9:35.6 5 Rich Josephson Monr 9:41.4 6 Reed Harter Pali 9:44.6</p> <p>1969</p> <p>1 Cliff Busby RsdA 9:22.8 2 Jeff Lough RsdA 9:23.8 3 Rich Ortega RsdA 9:26.7 4 Randy Belzer Birm 9:33.5 5 Mark Teich Pali 9:33.8 6 John Knapp (jr) Grnt 9:42.4</p> <p>1970</p> <p>1 Steve Brown Poly #9:17.4 2 Jose Amaya (so) Wils 9:23.2 3 Dave Babiracki GrHl 9:29.0 4 Hector DeAnda Bann 9:42.4 5 John Knapp Grnt 9:49.8 6 Hank Heinean Bell 9:58.9</p> <p>1971</p> <p>1 Jose Amaya (jr) Wils #9:10.8 2 Tom Datter Univ 9:28.4 3 Steve Kilgore Cars 9:28.8 4 John Knudsen Wchr 9:28.8 5 Eric Parker (jr) LAng 9:36.6 6 Jim Bonnell Sylm 9:40.8</p> <p>1972</p> <p>1 Steve Acuff GrHl 9:22.8 2 Tom Dettmer Univ 9:23.0 3 Eric Parker LAng 9:28.2 4 Tom Flesch Frfx 9:29.0 5 Robert Lujan Bann 9:34.8 6 Phillip Higgins Gard 9:44.6</p> <p>1973</p> <p>1 David Levine Univ 9:19.4 2 Robert Lujan Bann 9:23.4 3 Andy Casillas Sylm 9:29.8 4 David Bernstein Monr 9:37.6 5 David Villarreal (jr) Cars 9:39.4 6 Ajim Baksh (so) Hlwd 9:45.4</p> <p>1974</p> <p>1 Gerardo Canchola VNUy 9:20.6 2 Vicken Simonian Hlwd 9:26.6 3 David Villarreal Cars 9:31.4 4 Steve Bitterly Taft 9:40.0 5 Burch Linsley (jr) Pali 10:09.4 6 Ajim Baksh (jr) Hlwd 10:43.6</p>	<p>1975</p> <p>1 Ajim Baksh Hlwd 9:29.0 2 Burch Linsley Pali 9:33.8 3 Roger Watkin Taft 9:35.0 4 Richard Crowell Wchr 9:39.6 5 Andy Sherrill (jr) Univ 9:46.0 6 Joe Meza (jr) SFer 9:49.2</p> <p>1976</p> <p>1 Ron Cornell (jr) SPed 9:13.8 2 John Wendler GrHl 9:15.2 3 Mario Hidalgo EagR 9:17.0 4 Andy Sherrill Univ 9:22.8 5 Bob Bailey SPed 9:23.8 6 Joe Meza SFer 9:36.8</p> <p>1977</p> <p>1 Ron Cornell SPed 9:18.4 2 Lance Packer Chat 9:21.0 3 Mark Lewis EagR 9:40.4 4 Robert Traba Kenn 9:44.1 5 Ricardo Lugo SFer 9:50.2 6 Ruben Haro Univ 9:53.2</p> <p>1978</p> <p>1 Paul Medvin (jr) Univ 9:29.49 2 Vic Goethals GrHl e9:31.4 3 Jeff Shaver Pali e9:33.2 4 Richard Brown Poly e9:37.4 5 Terry Bishop LAng e9:45.6 6 Victor Shelton (jr) ManA e9:48.3</p> <p>1979</p> <p>1 Paul Medvin Univ 9:20.06 2 Farren Fields GrHl e9:21.1 3 Cesario Marquez (so) Monr e9:24.1 4 Dan Caprioglio Chat e9:24.7 5 Steve Schuman (jr) Univ e9:28.7 6 Jim Kurtzman (jr) Pali e9:30.1</p>	<p>1984</p> <p>1 Roman Gomez (jr) Belm #9:08.44 2 Alex Carmona Belm 9:22.04 3 Steve Laub VNUy 9:31.87 4 Eric Aguirre (jr) Wils 9:33.69 5 Abel Ramos Frem 9:37.85 6 Henry Gonzalez Garf 9:39.77</p> <p>1985</p> <p>1 Roman Gomez Belm 9:13.82 2 Eric Aguirre Wils 9:24.50 3 Herbert Saravia Kenn 9:26.03 4 Darren Sand (jr) Univ 9:28.30 5 Manuel Gomez Belm 9:28.32 6 Jose Cells Roos 9:33.34</p> <p>1986</p> <p>1 Darren Sand Univ 9:28.98 2 Tony Hernandez Garf 9:29.09 3 Humberto Quintana Sylm 9:30.56 4 Jeff Korn (jr) Birm 9:39.99 5 Jan Freidank Hami 9:32.78 6 Raul Barrera Bell 9:39.56</p> <p>1987</p> <p>1 Ian Alsen GrHl 9:18.02 2 Jeff Korn Birm 9:25.11 3 Tefere Gebre Belm 9:31.41 4 Sabino Miranda (jr) Birm 9:34.79 5 Greg Bettinger Chat 9:46.9 6 Dale Vinski Roos 9:48.6</p> <p>1988</p> <p>1 Sabino Miranda Birm 9:23.9 2 Jesus Naranjo (jr) Wils 9:30.0 3 Robert Mata Roos 9:30.5 4 Craig Lawson (jr) Kenn 9:30.5 5 Paulo Klinedinst GrHl 9:48.8 6 Natividad Gaona (jr) Belm</p> <p>1989</p> <p>1 Craig Lawson GrHl 9:11.63 2 Martii Morales (jr) Wils 9:12.91 3 Obed Aguirre (jr) SFer 9:17.87 4 Peter de la Cerda GrHl 9:20.83 5 James Moore VerH 9:32.54 6 Jesus Naranjo (jr) Wils 9:44.00</p> <p>1990</p> <p>1 Obed Aguirre SFer 9:23.41 2 Martin Morales Wils 9:26.32 3 Brian Castelum Birm 9:36.65 4 Ryan Vinn Narb 9:39.72 5 Steve Gonzales (jr) Cars 9:45.54 6 Julio Moreno (jr) Venc 9:47.54</p> <p>1991</p> <p>1 Steve Gonzales Cars 9:28.34 2 Armando Gonzalez Roos 9:32.91 3 Roman Rendon Bann 9:35.17 4 Gustavo Maciel (jr) Frem 9:42.37 5 Sergio Lopez Belm 9:44.51 6 Epifanio Roman Belm 9:54.03</p>	<p>1992</p> <p>1 Morris Giddens (jr) Gard 9:42.56 2 Matt Gruner Frfx 9:43.42 3 Alvaro Mejia (jr) Birm 9:45.55 4 David Irias Belm 9:46.18 5 Gustavo Maciel Frem 9:52.20 6 Cesar Guerrero Lock 9:55.20</p> <p>1993</p> <p>1 Alvaro Mejia Birm 9:31.59 2 Fred Bailon Garf 9:32.22 3 Jaime Moreno Roos 9:36.33 4 Aaron Henrikson Venc 9:41.26 5 Awethgath Amara Dors 9:42.60 6 Jose Lira Gard 9:43.27</p> <p>1994</p> <p>1 Humberto Sanchez Sgat 9:35.35 2 Miguel Ramirez Roos 9:35.47 3 Jose Padilla Monr 9:42.18 4 Richard Martinez Garf 9:42.92 5 Ricardo Valenzuela Belm 9:54.69 6 Jose Tamayo SFer 9:55.57</p> <p>1995</p> <p>1 Peter Gilmore Pali 9:41.02 2 Eduardo Sanchez (jr) Garf 9:42.20 3 Richard Martinez Garf 9:42.80 4 Babian Castro (so) Pali 9:53.45 5 Alejandro Tinajero Birm 10:00.46 6 Fabrizio Mascion Univ 10:04.69</p> <p>1996</p> <p>1 Eduardo Sanchez Garf 9:28.05 2 Ali Benmohamed (jr) Monr 9:43.48 3 Jose Marino (jr) Cren 9:45.42 4 Ilmar Rodriguez Taft 9:47.42 5 Jorge Lopez (so) Belm 9:51.51 6 Eduardo Trujillo Bell 9:56.07</p> <p>1997</p> <p>1 Jose Merino Cren 9:35.22 2 Manuel Lopez Belm 9:44.85 3 Rodolfo Toro Bell 9:46.80 4 Paul Muite NHwd 9:47.74 5 Jorge Lopez (jr) Belm 9:58.61 6 Michael Martinez Bell 9:58.67</p> <p>1998</p> <p>1 Andre Young (jr) Mrsh 9:30.52 2 Jorge Lopez Belm 9:31.65 3 Edgar Flores (jr) Garf 9:32.27 4 Humberto Vargas (so) Belm 9:40.86 5 Alejandro Leaus (jr) Belm 9:49.29 6 Lupe Delgadillo Monr 9:49.39</p> <p>1999</p> <p>1 Edgar Flores Garf 9:23.64 2 Humberto Vargas (jr) Belm 9:34.32 3 Sergio Campos (jr) Mrsh 9:39.36 4 Andre Young Mrsh 9:47.25 5 Ruben Alvidrez (jr) Bell 9:50.76 6 Germain Ortiz (jr) Monr 9:53.62</p>
--	--	--	--

3200 meter Run

1980

1 Cesario Marquez (jr) Monr 9:18.75
2 Mark Emdee Narb 9:19.47
3 Jim Kurtzman (jr) Pali 9:22.47
4 Chris Brennehan GrHl 9:25.1
5 Steve Gilbert Grnt 9:33.54
6 Robert Barkas Venc 9:47.57

1981

1 Cesario Marquez Monr 9:15.86
2 Tyrus Deminter Jeff 9:17.20
3 Jose Luis Garcia (jr) Linc 9:23.72
4 Eugenio Cruz (so) NHwd 9:30.99
5 Ken Knudsen Wchr 9:33.87
6 Eddie Tabares Univ 9:39.79

1982

1 Steve Rivera Wchr 9:18.00
2 Jose Luis Garcia Linc 9:18.03
3 Steve Dietch Ecam 9:21.42
4 Mike Dib Poly 9:25.05
5 Roman Gomez (fr) Garf 9:29.10
6 Ralph Mata Narb 9:29.42

1983

1 Roman Gomez (so) Belm 9:28.71
2 Eric Waian EagR 9:29.18
3 Enrique Aparicio Roos 9:31.08
4 Craig Ingram NHwd 9:33.22
5 Alex Carmona (jr) Belm 9:51.56
6 Ed Dailey ManA 9:51.56

Metric eight lap races, at the extraordinarily odd 3200 meter distance, is twenty yards, one foot, four inches short of an even two miles. The difference in time is approximately 3.1 to 3.3 seconds, depending on the average pace of the runner. For instance, a runner who runs a 9:30.0 for 3200 meters would run 9:33.2 for the two mile distance at the same pace.

City Section Championships Medallists

Leading Schools (1935-1999) 2Mile/3200m

Belmont 21 medals (4 champions), Granada Hills 13 (4), University 13 medals (3), Garfield 11 (2), Birmingham 10 (3),

CALIFORNIA STATE MEET MEDALLISTS - Two Mile/3200m Run

Total Placers (first thru sixth) 1965-1999 = 11
 Champions = 2-1984 & 1985-Roman Gomez (Belm)

Key to symbols:

= time bettered or tied City Championships Record

LOS ANGELES CITY SECTION TRACK & FIELD CHAMPIONSHIPS

Boys Relays


8 x 220 yard Relay

1935	1941	1947	1952	1957	1962
1 Jefferson #2:58.4 George Bloch Duley Bennett James Henry William Pettis Walter Flood Wilbur Miller Frank Jones Bryant Allen	1 Jefferson 3:00.9 Lloyd Batiste Lou Driver Wilbur Hall Carlos Allston James Buckner Leon Hilbert Sam Austin Ralph Kaufmann	1 Jefferson 3:01.7 Bob Ursery Oscar Johnson Lawrence Atkins Charles Gooke Luther Butler Maurice Jackson Curtis Battersbee Oliver Gordon	1 Jefferson 3:00.1 Herb Vaughn Roy Range Lewis Scott Robert Lishey Roosevelt Walker Robert Carter Walter Barrett Robert Taylor	1 Manual Arts #2:54.6 Ken Harris Ralph Waddy James Bates Sidney Harris Harold Willard Ernie Taylor Cecil Green Alvin Williams	1 Fremont 2:58.3 George Johnson Willie Crawford Michael Stewart Cornelius Lockhart Willie Turner Walter Mash Kenneth Nash Richard Stebbins
2 Hollywood	2 Los Angeles	2 Washington e3:02.8	2 Manual Arts	2 Fremont 2:55.0	2 Jefferson
3 *Beverly Hills	3 *Riis	3 Jordan	3 Los Angeles	3 Dorsey 2:57.5	3 San Fernando
4 Los Angeles	4 Washington	4 Franklin	4 Jordan	4 Jefferson 2:58.0	4 Dorsey
5 Manual Arts	5 Manual Arts	5 Marshall	5 Polytechnic	5 University	5 San Pedro
		6 Huntington Park	6 Marshall	6 Eagle Rock	6 South Gate
1936	1942	1948	1953	1958	1963
1 Jefferson #2:58.4 Tom Salo Duley Bennett Wally Sides Nathan Williams Asher Sailes Purdy Lowe Wilbur Miller Bryant Allen	1 Jefferson 2:59.7 Leon Hilbert Lou Driver Edward Alexander Wilbur Hall Lloyd Batiste Leroy Gay Sam Austin Billy Bray	1 Jordan 2:58.6 Bobby Smith A.J. Griffin George Brown Ernest Nelson S.P. Griffin Commodore Childs Ed Crawford Fred Thompson	1 Fremont 2:58.6 Charles Cobb Bernard Bruce Alfred Ross Charlie Perry George Hicks Clarence Longanecker Bob Corzina Rey Alvarado	1 Fremont 2:58.0 Eldridge Woods Alphonse Butler Gilbert McCulley Frank Fuentes Alfred Gentry Ronald Mitchell Anthony Lorick Larry Dunn	1 Manual Arts 2:55.3 William Chuncy Gary Clark Harold Moret Johnny Shankle Phillip Wilson David Battle Vernon James Julius Wheeler
2 Los Angeles	2 Garfield	2 Jefferson e2:59.0	2 Jefferson 2:58.7	2 Los Angeles	2 Los Angeles
3 Manual Arts	3 University	3 Marshall	3 Dorsey 3:01.6	3 Dorsey	3 San Fernando
4 Fremont	4 Roosevelt	4 Fremont	4 Manual Arts	4 Jefferson	4 Banning
5 Hollywood	5 Los Angeles	5 Dorsey	5 Polytechnic	5 Reseda	5 Belmont
		6 Fairfax	6 Jordan	6 Roosevelt	6 Dorsey
1937	1943	1949	1954	1959	1964
1 Jefferson #2:58.2 Wilson Matlock Eddie Manley Joe Anderson Vern Small Gilbert Baker Sam Lankford Wilbur Miller Bryant Allen	1 Fremont 3:05.7 Ed Michael Dulin Trigg Salas Fred Taulsen Gene Nordyke Don Moody Ross Fulbright	1 Jefferson 2:59.8 Maurice Hill Larry Williams Robert Williams Jack Casenhua Clifton Ivory Malcolm Vest Bob Smith Gary Green	1 Manual Arts 2:58.4 William Turner Dave Contreras Grant Gridiron Albert Horne Earnell Durden Willard Penn Earl Hall Everett Jackson	1 Jordan 2:59.7 James Sherrard David Bludso Law Robertson Hill Smith John Peters Hubie Watson	1 Fremont 2:57.3 Yancey Brown Ronald McCoy Eric Sykes Howard Martin Edward Keynard Gregory Reynolds Perrin Jackson Glenn Mathis
2 Manual Arts	2 Fairfax	2 Jordan e3:02.2	2 Jordan 3:00.4	2 Jefferson 2:59.8	2 Jefferson
3 Fairfax	3 Manual Arts	3 Fremont e3:02.7	3 Los Angeles 3:00.8	3 Reseda	3 Los Angeles
4 Hollywood	4 University	4 Hamilton e3:03.9	4 Dorsey	4 Manual Arts	4 Jordan 2:59.5
5 Los Angeles	5 Roosevelt	5 Marshall e3:04.5	5 Washington 3:03.0	5 University	5 Dorsey
		6 no team listed	6 *Riis	6 Los Angeles	6 Birmingham
1938	1944	1950	1955	1960	1965
1 Jefferson 2:58.4 Eddie Manley Walt Seagraves Chester Denton Vern Small Tom Pollard Saul Lankford Sam Lankford	1 Fremont 3:05.7 Dewey Vroom Hal Fulbright Schlueter Jack Pierce Schuler Ken Seis Gene Nordyke Charles Tackett	1 Jefferson #2:57.5 Floyd Dennis Leon Alexander Arthone Elster Malcolm Vest Leo Hamilton Jack Casenhua Guy Blackburn Gary Green	1 Jefferson 2:57.6 Henry Phillips Willie White Leroy Hall Oscar Bean Clifford Wise Joe Batten Harold Brice Ed Walter	1 Jefferson 2:55.5 Aldon Barnett Arthur Brownlee Hugh Gamble Bob Lee Oscar Forney Don Richmond Tim Kirkwood James Tyrone	1 Manual Arts 2:57.5 Earl Jackson Ronnie Layfield Fletcher Sykes William Jackson Eddy Rolison Ronald Caldwell Clarence Palmer Ronnie Ray Smith
2 Fairfax	2 Manual Arts	2 Manual Arts 3:02.4	2 Jordan 2:59.1	2 Manual Arts	2 Fremont
3 Manual Arts	3 Jefferson	3 University	3 Manual Arts 3:00.0	3 San Fernando	3 Washington
4 Belmont	4 Los Angeles	4 Fremont	4 Los Angeles	4 University	4 Jefferson
5 Venice	5 Huntington Park	5 Polytechnic	5 University	5 Hamilton	5 Birmingham
		6 Dorsey	6 Dorsey	6 Reseda	6 Grant
1939	1945	1951	1956	1961	4 x 220 yard Relay
1 Jefferson 2:59.5 Willie Cook Walt Seagraves Warren Harris Nolan McCoy Tom Pollard Sam Matlock Saul Lankford Sam Lankford	1 Jefferson 3:01.2 Bob Ursery Arthur Roberts Everett Green Charles Davis Henry Harvey William Jackson Willie Lightsey Ed Brent	1 Jefferson 3:00.3 Albert Moore Art Stewart Gerald Taylor Alvin Echols Robert Carter Fred Hunter Rudy Lewis Arthone Elster	1 Jefferson #2:56.3 Henry Phillips Willie White John Mitchell Ed Felder Oscar Bean Prindelle Thomas Jerry Randall Joe Batten	1 Jefferson 2:57.5 Aldon Barnett Saxton Thomas Gillette Ferrell Oscar Forney Herman Harville Robinson Arthur Brownlee	1 Dorsey #1:25.9 David Grant 22.2 Chester Henley 22.4 Don Parish 21.1 Phil Underwood 20.2 2 Gard. (#126.78) 1:26.3 3 Manual Arts 1:26.7 4 Huntington Pk 1:27.6 5 Westchester 1:28.7 6 Jordan 1:29.4
2 Fairfax	2 Polytechnic	2 Manual Arts	2 Fremont 2:56.5	2 Los Angeles 2:57.8	2 Hamilton 1:29.3
3 Manual Arts	3 University	3 Los Angeles	3 Manual Arts e2:56.8	3 Fremont 3:00.2	3 Dorsey 1:30.2
4 Hamilton	4 Huntington Park	4 Dorsey	4 Dorsey e2:57.2	4 Dorsey	4 Jordan 1:30.5
5 Fremont	5 Los Angeles	5 Fremont	5 Los Angeles	5 San Pedro	5 Palisades 1:30.5
		6 Hollywood	6 Van Nuys	6 Washington	6 Birmingham 1:30.5
1940	1946	8 x 220 yard Relays (or the Eight-Man Mile as it was affectionately known in Los Angeles high school circles) was the sole relay contested in City meets between 1913 and 1965. It was not run, on a regular basis, anywhere else in the nation. It was the final highlight of all meets, especially the Championships, consisting of the one lap (first two legs) run in lanes, followed by six more half-lap legs of exciting mayhem, in the battle for the inside position.			
1 Jefferson 3:00.1 William Richardson Augustine Kinmont Bart Tyson Nathan Jones Alnice Winston James Morgan Chester Denton Curtis Herbert	1 Jordan 3:01.6 Sam Jackson John Finney John Farrington Alonzo Day James Sessions Charles Woods Fred Thompson Ed Crawford	2 Manual Arts	2 Fremont 2:56.5	2 Los Angeles 2:57.8	1 Fremont 1:27.5 James Byrd John Smith Clarence Alexander Daniel Moore
2 Venice	2 Dorsey	3 Los Angeles	3 Manual Arts	3 Fremont	2 Hamilton 1:29.3
3 University	3 Washington	4 Dorsey	4 Dorsey	4 Dorsey	3 Dorsey 1:30.2
4 Roosevelt	4 Manual Arts	5 Fremont	5 Los Angeles	5 San Pedro	4 Jordan 1:30.5
5 Hollywood	5 Los Angeles	6 Hollywood	6 Van Nuys	6 Washington	5 Palisades 1:30.5
	6 Polytechnic				6 Birmingham 1:30.5

4 x 110 yard Relay

4 x 100 meter Relay

1968		1974		1980		1986		1992		1996	
1	Los Angeles 42.3	1	Carson 42.1	1	Manual Arts 41.63	1	Taft #41.13	1	Reseda 42.58	1	Dorsey 41.56
	Glenn Brown		Randy Brown		Charles Welch		Sean Roberts		Tommy Haliburton		Bobby Miller
	Albert Hearvey		Richard Howard		Joe Bozman		Monty Gilbreath		Sam Salter		Walter Young
	Larry Johnson		Alic King		Anthony Speed		Curtis Hein		Drue Powell		Dennis Northcutt
	Ronnie Welch		Michael Simmons		Sam Chance		Quincy Watts		Demetrius Walker		Clarence Scott
2	Dorsey 42.3	2	Gardena 42.1	2	Washington 41.66	2	Dorsey 42.03	2	Carson 42.59	2	Crenshaw 41.76
3	Gardena 42.4	3	Jefferson 42.6	3	Kennedy 41.79	3	Kennedy 42.04	3	Birmingham 42.78	3	Birmingham 42.46
4	San Fernando 42.5	4	Monroe 42.7	4	Fremont 41.83	4	Fremont 42.17	4	Balmond 42.79	4	Taft 42.47
5	Jefferson 42.5	5	Locke 42.8	5	Chatsworth 42.02	5	Washington 42.37	5	Gardena 42.93	5	Westchester 43.01
6	Westchester 42.7	6	Dorsey 42.8	6	Gardena 42.37	6	Banning 42.60	6	Locke 43.37	6	Manual Arts 43.31
1969		1975		1981		1987		1993		1997	
1	Dorsey #41.8	1	Fremont 42.3	1	Fremont 41.43	1	Taft (#40.88)41.08	1	Dorsey 42.25	1	Gardena 41.62
	Larry Wright		Rodney Scott		Andre Norris		David Feinstein		E.Z. Anderson		
	Dwayne Myers		Percy Smith		Horace Beard		Sean Roberts		Jabulani Smith		
	George Washington		Rodney Grace		Henry Callahan		David Flores		Scott Myles		
	David Gilliard		Eric Patton		Andre Stockton		Quincy Watts		Leo Settles		Patrick Brown
2	Los Angeles 42.0	2	Monroe 42.3	2	Crenshaw 41.60	2	Carson 41.35	2	Fremont 42.58	2	Dorsey 41.69
3	Crenshaw 42.4	3	Dorsey 42.4	3	Washington 41.72	3	Dorsey 41.84	3	Washington 42.61	3	Crenshaw 41.79
4	Locke 42.4	4	San Fernando 42.5	4	Dorsey 41.87	4	Reseda 41.97	4	Taft 42.68	4	Westchester 41.84
5	Gardena 42.4	5	Balmond 42.6	5	Kennedy 42.79	5	Manual Arts 42.11	5	Manual Arts 42.75	5	Carson 41.85
6	San Fernando 42.8	6	Gardena 42.6	6	Locke 42.79	6	Birmingham 42.41	6	Van Nuys 43.07	6	Birmingham 42.28
1970		1976		1982		1988		1994		1998	
1	Hamilton #41.7	1	Hamilton #41.1	1	Crenshaw 41.64	1	Washington 41.05	1	Dorsey 41.66	1	Taft 41.70
	George Reddick		Sidney Menzies		Donald Frost		Darius Frelix		Jabulani Smith		Marquis Brignac
	John Jackson		Rodney Goosby		Ronald Frost		Donovan Burks		Leo Settles		Larry Jones
	Phillip White		Rickey Martin		Leon Chislom		Simon Jones		Anthony Mabry		Lawrence Jones
	David Thomas		Billy Mullins		Damon McVea		Bryan Bridgewater		Roderick Brown		Blaine Bussey
2	Fremont 42.0	2	San Fernando 41.7	2	Dorsey 41.93	2	Taft 41.25	2	Fairfax 41.68	2	Gardena 41.74
3	Los Angeles 42.0	3	Carson 41.8	3	Carson 42.04	3	Dorsey 42.02	3	Washington 41.71	3	Dorsey 41.89
4	Washington 42.4	4	Fremont 42.0	4	Jordan 42.13	4	Carson 42.25	4	Carson 42.17	4	Cleveland 42.25
5	Monroe 42.7	5	Locke 42.0	5	Manual Arts 42.13	5	Gardena 42.41	5	Manual Arts 42.78	5	Sylmar 43.36
6	University 42.8	6	Jefferson 42.1	6	South Gate 42.92	6	Marbonne 42.43	6	Westchester 42.80	6	Fremont 43.43
1971		1977		1983		1989		1995		1999	
1	Hamilton #41.6	1	Fremont 42.0	1	Hamilton 41.34	1	Dorsey 41.1	1	Westchester 41.52	1	Dorsey 41.10
	Juan Avant		Donnie Butler		Ernie Brown		Sharif Shah		Shay Fields		Greg Lee
	Paul Wallace		Percy Smith		Myron Lilley		Kevin Copeland		Damon Anderson		Alvin Owen
	David Thomas		Jeffrey Roberts		Brian Hawkins		Jimmy Dixon		Tony Griffin		Haddow Weatherborne
	George Reddick		Carl Drinkard		Antonio Manning		Beno Bryant		Kaaron Conwright		Jason Rudison
2	Fremont 42.0	2	Dorsey 42.4	2	Crenshaw 41.87	2	Washington 41.3	2	Manual Arts 41.77	2	Taft 41.69
3	Crenshaw 42.2	3	San Fernando 42.6	3	Carson 42.03	3	Carson 41.6	3	Cleveland 41.79	3	Gardena 41.71
4	Gardena 42.4	4	Gardena 42.7	4	Polytechnic 42.04	4	Canoga Park 42.2	4	Dorsey 41.97	4	Cleveland 41.91
5	Locke 42.7	5	Locke 42.9	5	Westchester 42.28	5	Fremont 42.5	5	Fremont 42.20	5	Carson 41.96
6	Los Angeles 42.8	6	Westchester 43.1	6	Dorsey 42.42	6	Granada Hls 43.4	6	Crenshaw 42.23	6	Westchester 41.97
1972		1978		1984		1990					
1	Crenshaw 41.7	1	Gardena 41.98	1	Crenshaw #41.16	1	Washington 41.06	Key to symbols: # = bettered City Championship Record			
	Mike Coulter		Alan Scott		Jacques Bowyer		Charles Jordan				
	Eddie Franklin		Virgil Torrence		Lonnie Crittenden		Jason Goss	Relay team members, insofar as possible, have been listed in running order. However, in many cases, the order and even the team members are not known for certain. Readers who have better (or more complete) information are encouraged to notify the authors (see address and phone elsewhere in this publication).			
	Wendell Tyler		Shawn Thomas		Chris Roberts		Sylvester Green				
	Orlando Johnson		Philip Johnson		Westley Wilson		Donovan Burks				
2	Gardena 42.2	2	Crenshaw 42.51	2	Kennedy 41.47	2	Crenshaw 41.52				
3	Carson 42.2	3	Palisades 42.53	3	Manual Arts 41.56	3	Locke 41.83				
4	Manual Arts 42.8	4	Monroe 42.72	4	Westchester 42.14	4	Carson 42.05				
5	Hamilton 42.9	5	Westchester 42.77	5	Carson 42.71	5	Dorsey 42.41				
6	El Cam'o R'1 43.0	6	Locke 43.11	6	University 42.74	6	Taft 42.46				
1973		1979		1985		1991					
1	Crenshaw 41.8	1	Fremont 42.12	1	Gardena 41.58	1	Washington 41.69				
	Wendell Tyler		Jeff Norris		Smith		Raven Manager				
	Mike Coulter		Parris Nixon		Kevin Moore		Rahsaun Horn				
	David Yates		John Ransom		Steve Hill		Kevin Griffis				
	Eddie Franklin		Anthony Perry		Brian Brown		John Carter				
2	Dorsey 42.0	2	Kennedy 42.15	2	Kennedy 41.84	2	Locke 41.70				
3	Fremont 42.3	3	Monroe 42.32	3	Fairfax 42.12	3	San Fern'do 42.08				
4	Los Angeles 42.3	4	Gardena 42.66	4	Crenshaw 42.13	4	Birmingham 42.17				
5	Washington 42.7	5	Crenshaw 42.75	5	Westchester 42.17	5	Kennedy 42.31				
6	Westchester 42.9	6	Hamilton 42.89	6	Dorsey 42.79	6	Canoga Park 42.41				



National Record Relay Team:
(fastest ever in City)
Manual Arts 8x220 yards - 1957

Record breakers in 8-man mile relay from Manual Arts of Los Angeles. L-to-r, Alvin Williams, Cecil Green, Ernest Taylor, Harold Willard, Sidney Haynes, James Bates, Ralph Waddy, Ken Harris.

4 x 440 yard Relay

4 x 400 meter Relay

1968		1974		1980		1986		1992		1996	
1 Fremont 3:19.0	Solomon Payne	1 Westchester 3:20.8	Ralph Miley 51.4	1 Washington 3:16.61	Randal Baker	1 Locke 3:17.35	Antonio Houston 51.3	1 Dorsey 3:18.86	Ramone Clark	1 Crenshaw 3:18.09	Robert Glover
	Darwin Vernon		Hubert Crawford 50.4		Daryl Richie		Joseph Hart 48.7		Ronnie Williams		Sadike Baker
	Eugene Williams		Wendell Ellis 50.3		Fabian Cooper		Harold Morgan 49.8		Scott Myles		Sharif Paxton
	John Smith		Ronnie Lee 48.7		Greg Peppers 46.7		Vincent Thompson 47.2		Sharmon Shah		Rafiki Baker
2 Los Angeles 3:19.3		2 Taft 3:21.1		2 Manual Arts 3:17.83		2 Crenshaw 3:18.24		2 Belmont 3:19.56		2 Dorsey 3:18.51	
3 Dorsey 3:19.8		3 Gardena 3:22.6		3 San Fernando 3:18.15		3 Washington 3:20.60		3 Fremont 3:20.96		3 Taft 3:19.60	
4 Washington 3:22.5		4 Washington 3:23.6		4 Gardena 3:18.40		4 Palisade 3:21.55		4 Birmingham 3:22.33		4 Banning 3:21.74	
5 Westchester 3:22.6		5 Banning 3:24.3		5 Fremont 3:20.56		5 Polytechnic 3:21.57		5 Locke 3:22.87		5 Hamilton 3:22.03	
6 Carson 3:26.3		6 Reseda 3:27.7		6 Banning 3:21.13		6 Fairfax 3:22.08		6 Crenshaw 3:26.06		6 Westchester 3:23.02	
1969		1975		1981		1987		1993		1997	
1 Dorsey #3:17.4	Breckford Bridges	1 Carson 3:17.9	Glenn Williams 49.8	1 Crenshaw 3:15.73	Renwick Wright 51.7	1 Taft 3:16.06	David Flores	1 Dorsey 3:19.47	Ramone Clark	1 Taft 3:16.94	Lawrence Jones
	Nobel Bevil		Bob Bowley 49.8		MacArthur Osborne 48.1		David Feinstein		Anthony Wheeler		Blaine Bussey
	Cornell Tribney		Mark Correnti 50.7		Howard Gardner 48.9		Sean Roberts		Scott Myles		Sedric Hurns
	David Gilliard		Henry Williams 47.6		Jimmy Crittenden 47.1		Quincy Watts		Anthony Williams		Larry Jones
2 Los Angeles 3:17.8		2 Gardena 3:18.5		2 Locke 3:15.92		2 Carson 3:17.8		2 Washington 3:23.60		2 Dorsey 3:17.84	
3 Washington 3:18.5		3 Washington 3:19.3		3 Washington 3:16.7		3 Banning 3:18.29		3 Hamilton 3:24.29		3 Westchester 3:19.06	
4 Locke 3:20.4		4 Belmont 3:20.1		4 Fremont 3:20.22		4 Reseda 3:18.87		4 San Fernando 3:25.39		4 Kennedy 3:22.68	
5 Crenshaw 3:20.6		5 Banning 3:22.2		5 Manual Arts 3:22.07		5 Dorsey 3:19.97		5 Manual Arts 3:26.40		5 Washington 3:22.90	
6 San Fernando 3:22.6		6 Monroe 3:23.2		6 Gardena 3:29.40		6 University 3:20.4		6 Crenshaw 3:27.52		6 Birmingham 3:25.19	
1970		1976		1982		1988		1994		1998	
1 Los Angeles 3:22.3	Daniels	1 Hamilton #3:16.0	Sidney Menzies 50.0	1 Crenshaw 3:18.09	Damon McVea	1 Washington 3:16.10	Jason Goss	1 Dorsey 3:17.19	Anthony Mabry	1 Taft 3:14.49	Lawrence Walker
	Ernest Davis		Rickey Martin 50.1		Leon Chislom		Bryan Bridgewater		Leo Settle		Larry Jones
	Calvin Peterson		Rodney Goosby 50.0		Donald Frost		Donovan Burks		Anthony Wheeler		Lawrence Jones
	James Baxter 47.8		Billy Mullins 45.9		MacArthur Osborne		Simon Jones		Gene Shepard		Blaine Bussey
2 Jefferson 3:22.3		2 Banning 3:16.0		2 Manual Arts 3:19.03		2 Crenshaw 3:17.8		2 Fairfax 3:17.76		2 Dorsey 3:17.59	
3 Fairfax 3:22.7		3 San Fernando 3:17.7		3 Kennedy 3:19.55		3 Carson 3:19.6		3 Washington 3:18.98		3 Taft 3:18.52	
4 University 3:23.2		4 Gardena 3:18.0		4 Dorsey 3:19.56		4 Reseda 3:20.1		4 Crenshaw 3:22.85		4 Cleveland 3:18.93	
5 Cleveland 3:23.4		5 Jefferson 3:19.4		5 South Gate 3:23.67		5 Westchester 3:20.4		5 Hamilton 3:23.55		5 Eagle Rock 3:22.35	
6 Locke no time		6 Fremont 3:20.6		6 Westchester 3:28.06		6 Narbonne 3:20.7		6 Taft 3:24.09		6 Kennedy 3:23.08	
1971		1977		1983		1989		1995		1999	
1 Washington #3:17.2	Floyd Brown	1 Fremont 3:17.0	Jeffrey Roberts	1 Banning 3:15.67	Brandon Smith	1 Dorsey 3:14.38	Phillip Simpson	1 Banning 3:16.92	Eric Lewis	1 Gardena 3:14.08	Michael Torrence
	Warren Reddix		James Bradley		Geoffrey Price		Kevin Copeland		Ajamu Adams		DeJuan Crockett
	Duane King		Lavertes Crawford		Carl Cooper		Jimmy Dixon		Kareem O'Neil		Brian Vernon
	Frank Berry		Percy Smith		Billy Nelson		Beno Bryant		Darrell Logan		Raheem Barnes
2 Fremont 3:17.2		2 Banning 3:19.3		2 Polytechnic 3:16.43		2 Washington 3:15.45		2 Crenshaw 3:17.98		2 Dorsey 3:14.96	
3 Fairfax 3:19.0		3 Westchester 3:19.3		3 Locke 3:16.81		3 Carson 3:20.75		3 Fremont 3:19.15		3 Taft 3:18.52	
4 Gardena 3:19.4		4 Washington 3:20.6		4 Fremont 3:19.19		4 Crenshaw 3:20.79		4 Dorsey 3:19.20		4 Cleveland 3:18.93	
5 Cleveland 3:22.9		5 Kennedy 3:21.1		5 San Fernando 3:19.39		5 Westchester 3:22.01		5 Manual Arts 3:20.35		5 Eagle Rock 3:22.35	
6 no sixth place		6 Locke 3:21.7		6 Dorsey 3:19.42		6 Fremont 3:23.89		6 Cleveland 3:21.66		6 Kennedy 3:23.08	
1972		1978		1984		1990		1996		Key to symbols:	
1 Washington 3:18.2	Stanley Ricketts	1 Banning 3:15.59	Chris Blaylock 49.5	1 Fremont #3:12.74	Charles Edwards 49.3	1 Dorsey 3:16.23	Ronald Peoples		# = bettered City Championship Record		
	Stanley Saffold		Sam Caesar 50.6		Robert Collins 48.4		Todd Townsend		e = estimated non-winning time		
	Kenny Keys		Darry Davis 47.7		Anthony Reynolds 48.4		Roderick Pleasant				
	Karl Farmer		Delvin Lewis 47.8		Victor Myles 46.6		Lamont Warren				
2 Fremont 3:18.2		2 Fremont 3:16.6		2 Kennedy 3:19.18		2 Washington 3:16.74		2 Crenshaw 3:17.98		2 Dorsey 3:14.96	
3 Manual Arts 3:19.1		3 Westchester 3:16.7		3 Fairfax 3:20.49		3 Locke 3:18.56		3 Fremont 3:19.15		3 Taft 3:18.52	
4 Hamilton 3:24.6		4 Crenshaw 3:20.1		4 Westchester 3:22.83		4 Banning 3:19.70		4 Dorsey 3:19.20		4 Cleveland 3:18.93	
5 Gardena 3:24.9		5 Manual Arts 3:21.6		5 E Cam'o Real 3:26.36		5 Crenshaw 3:21.36		5 Manual Arts 3:20.35		5 Eagle Rock 3:22.35	
6 Locke 3:24.9		6 Bell 3:21.8		6 University 3:26.62		6 Fremont 3:21.66		6 Cleveland 3:21.66		6 Kennedy 3:23.08	
1973		1979		1985		1991		1996		Relay team members, insofar as possible, have been listed in running order. However, in many cases, the order and even the team members are not known for certain. Readers who have better (or more complete) information are encouraged to notify the authors (see address and phone elsewhere in this publication).	
1 Crenshaw 3:18.3	Freddie Jones	1 Locke #3:14.5	Bobby Deary	1 Westchester 3:17.29	Floyd Brewer	1 Dorsey 3:15.0	Michael Black				
	David Yates		Gary Kelley		Kraig Singleton		Thomas Cole				
	Orlando Johnson		Archie Carter		Kent Johnson		Lamont Warren				
	Eddie Franklin		David Mack		Dwight Moore		Ronnie Williams				
2 Fremont 3:18.2		2 Dorsey 3:18.9		2 Crenshaw 3:18.24		2 Locke 3:17.59		2 Birmingham 3:18.45		2 Dorsey 3:14.96	
3 Gardena 3:24.6		3 Jefferson 3:19.7		3 Washington 3:20.60		3 Fremont 3:20.0		3 Birmingham 3:18.45		3 Taft 3:18.52	
4 Fairfax 3:24.9		4 Fremont 3:19.9		4 Palisades 3:21.55		4 Fremont 3:20.0		4 Fremont 3:20.0		4 Cleveland 3:18.93	
5 Taft 3:24.9		5 Washington 3:20.9		5 Polytechnic 3:21.57		5 Belmont no time		5 Belmont no time		5 Eagle Rock 3:22.35	
6 Palisades 3:22.9		6 Crenshaw 3:22.9		6 Fairfax 3:22.08		6 Canoga Park no time		6 Canoga Park no time		6 Kennedy 3:23.08	



JEFFERSON of Los Angeles, 1956 record breakers. 1-to-5 Joe Batten, Terry Randall, Willie White and Henry Phillips.



BANNING—4 x 440 record setters with (l-r) Sam Caesar, Darryl Davis, Devin Lewis and Chris Blaylock.

Boys High Hurdles

High Hurdles/42"

1935		1942		1948		1954	
1 Ivy Bledsoe (jr)	Garf 14.9	1 John Walker	SFer #14.5	1 Bruce Schoendoerfer	VNuy 14.7	1 Earl Hall	ManA 14.7
2 Bill Lacefield	Jeff	2 Bob Meade	VNuy	2 James Jackson	Jord	2 Craig Chudy (jr)	Narb 14.7
3 Dennis Francis	Frem	3 Don Hunt	Rlis	3 Paul Jonson	Jeff	3 Andy Barry	HunP 14.9
4 Jim Kelley	LAng	4 Burt Sheriff	VNuy	4 Louis Augustine	Jeff	4 Will Chappell	Jeff 15.0
5 Mahoney	Wash	5 Pence	SFer	5 Warren Shelton	Wash	5 Marv Luster (jr)	Belm 15.2
				t6 Mel Rutter	SGat	6 Bob Durkes	Frem 15.2
				t6 Ferren	CanP		
1936		1943		1949		1955	
1 Ivy Bledsoe	Garf 15.1	1 Don Hunt	ManA #14.5	1 Maurice Hill	Jeff 14.7	1 Craig Chudy	Narb 14.6
2 Carl McBain	LAng	t2 Leroy Gay	Jeff	2 Jack Winston	Belm e15.2	2 Clark Thomas	ManA e14.8
3 Dick Simpson	LAng	t2 James Ardy	Hami	3 Jack Swan	SFer e15.3	3 Cliff Weisman	CanP
4 Sid Hayes	LAng	4 Fred Paulsen	Frem	4 Ernie Filipi	SFer e15.4	4 Harry Lucky	ManA
	Serbaroll	5 Alan Snyder	Hami	5 Fred Zanders (jr)	Jord e15.5	5 Dave Denkins	Jeff
				6 George Kerr (jr)	ManA e15.6	6 Charles McGruder (jr)	ManA
High Hurdles/39"		1944		1950		1956	
		1 George Henderson	Venc 15.2	1 Fred Zanders	Jord 15.0	1 Charles McGruder	ManA 14.5
		2 Craig Dixon	Univ	2 Larry Lippincott	Hlwd 15.2	2 Alonzo Wilkins	LAng 14.7
		3 Wright	Venc	3 Manuel Ceja	Bann 15.2	4 Al Baker	RsdA 15.0
		4 Paul Biller	Narb	4 George Kerr	ManA 15.3	5 Clayton Tave	Dors
		5 Stan Duffant	ManA	5 Bob Smith	Garf 15.4	6 Tim Burns	Fran
				6 Dick Ferguson	Bell 15.5		
1937		1945		1951		1957	
1 Bob Musser	ManA 15.0	1 Dick Attlesley (jr)	Bell 14.6	1 George Miller	VNuy 15.0	1 Henry Ellis	Frem 14.8
2 John Pimley	Frem e15.1	2 Benny Nelson	Jeff	2 Dave Jackson	Poly e14.9	2 Al Watkins	LAng 15.1
3 Lenoard Anderson	Frem	3 Hugh McElhenny (so)	Was	3 Ernie Shelton	Wash e14.9	3 George Humphries	ManA 15.2
4 Charley Allen	Jeff	4 Hugh Cummings (so)	Dors	4 Dave Rosellini	Wils e15.1	4 Tom Martinez	Bann
5 Fay Froom	Hlwd	5 John Furlong	Frem	5 Dick Cunningham	Poly	5 Boris Thompson	Frem
				6 Alvin Bair	LAng	6 Kent Miller	Univ
1938		1946		1952		1958	
1 Walt Smith (jr)	SFer #14.8	1 Dick Attlesley	Bell #14.3	1 Roland Harvey	Jeff 15.0	1 Gilbert McCulley	Frem 14.8
2 Pil diez (jr)	Linc	2 Hugh McElhenny (jr)	Wash	2 Cleveland Duncan	Frem 15.0	2 Les McClendon	Venc 14.9
3 Howard Thomas	SFer	3 Hugh Cummings (jr)	Dors	3 Tom Meyer	EagR	3 Robert Wilson	Jeff 15.0
4 Neal Collins (jr)	LAng	4 Carl Walden	Dors	4 Charles King	Jord	4 Howe Alexander	LAng 15.1
5 Jack Geyer	Hami	5 John Harrington	Jord	5 Walt Barnes	Wash	5 Frank Lopez	Roos 15.4
		6 Baker	Wash	6 Linus White	Jord	6 Brad Hungerford	Wchr 15.4
1939		1947		1953		1959	
1 Neal Collins	LAng #14.7	1 Hugh McElenny	Wash #14.3	1 Kelly Williams	Poly 15.3	1 Brian Polkinghorne	Wils 14.6
2 Tom Pollard	Jeff	2 Jack Barnes	Dors	2 Clifford Smart	Jeff e15.5	2 Chester Williams	Frem 14.7
3 Sam Matlock	Jeff	3 Tate	Jeff	3 Everett Jackson	ManA	3 David Bailey	RsdA 14.8
4 Wilbur Satterfield (jr)	ManA	4 Maurice Jackson	Jeff	4 Harold Smith	CanP	4 Morris Claurdie	Jeff
5 Paul Smith	Frem	5 Jim Menge	Univ	5 Don Armstrong	ManA	5 Lawrence Coulter (jr)	ManA
		6 Jack Bessolo	LAng	6 Andy Barry (jr)	HunP		
1940		1941					
1 Wilbur Satterfield	ManA #14.6	1 Jim Stein	Hlwd 15.2				
2 Eugene Smart	Univ	2 Bill Lumsden	ManA				
3 Cliff Trezise	*Tor	3 Bob Boyd (jr)	Belm				
4 Bob Patrick	Narb	4 Joe Barry	LAng				
5 Walter Ferris	Garf	5 Don Elser	Univ				

Key to symbols

e = estimated time (based on still photo or moving picture, or impartial eyewitness account of finish)
 # = time bettered or tied City Championships Record

Timing, prior to the 1978 City Championship meet, all timing was done by hand. It was not until 1962 that non-winning runners were timed on a regular basis (though some times can be conservatively estimated by viewing photographs or films of finishes). Beginning in 1979, timing of all runners was generally done by using fully automatic electronic devices, except in cases of malfunction (in which cases, back-up hand times were used). In all cases, times known to be fully automatic are shown in 1/100 second, while hand times are listed in 1/10 second. To compare times in different timing systems, ..for races of less than one lap, add 0.24 seconds to hand to get equivalent electronic time (e.g. 10.5 hand time = 10.74

Hurdle heights, for the shorter race for high schoolers, began as the same height as for college and international races (42 inches). To encourage more young hurdlers, the hurdle height was lowered for high school competitors in Los Angeles City Schools in 1937 to 39 inches. The following year, the rest of California and, eventually, the rest of the nation followed the leadership of Los Angeles. For the remainder of the twentieth

Hurdle construction underwent a radical change near the end of 1950's. Prior to that time, hurdles were constructed of heavy wood with an inverted "T" base, which caused the hurdle crossbar to rise when struck. Thereafter, aluminum or steel hurdles were introduced with a "J" or "L" shaped base. This enabled the hurdle to descend forward when the top of the barrier was struck. Needless to say, later hurdlers did not try to avoid hitting these "easy tip" hurdles, as did the earlier competitors, which made for much faster times in general (and

City Section Championships Medallists

Leading Schools (1935-1999) High Hurd.

Dorsey 26 (5 champions), Jefferson 25 (3), Fremont 23 (3), Manual Arts 20 (4), Washington 16 (3), Crenshaw 12 (2), Los Angeles 12 (1)

CALIFORNIA STATE MEET MEDALLISTS - High Hurdles

Total placers (first thru sixth) 1915-1999 = 65
 Champions = 13...1916-Harry Lamport (ManA), 1921-Jack Huston (Line), 1922-Dick Blewett (ManA), 1925-Les Eade (Hlwd), 1926-JimMeeks (Hlwd), 1929-Bernie Miller (Hlwd), 1947-Hugh McElhenny (Wash), 1962-Ron White (Dors), 1965-Bill Person (SFer), 1966-Don Parish (Dors) 1977-PhilipJohnson (Gard), 1990-Curtis Hawkins (Cars) 1993-Drue Powell (RsdA)


LOS ANGELES CITY HIGH SCHOOLS

CITY LEAGUE TRACK & FIELD CHAMPIONSHIPS (1911-1934)

In 1911, four schools formed what came to be called the Los Angeles City League: Los Angeles High, Los Angeles Polytechnic (located on the current site of Los Angeles Trade Tech), Hollywood and Harvard Academy. The following year, newly opened Manual Arts High replaced Harvard. By the end of the decade, Lincoln High had joined the league, soon to be followed by Franklin and Jefferson. In 1918, Pasadena and Long Beach Poly joined the powerful L.A. City/County League (part of the Southern Section, CIF), for only five and three years, respectively.

In 1925, six new schools (Roosevelt, Belmont, Garfield, Fairfax, Fremont and University) were put together to form the New City League, which became the City Minor League. The two leagues, Major and Minor, combined, in 1931, to form one Los Angeles City League. By that time, it was undoubtedly the most powerful track and field league in California, and the nation.

By the time the Los Angeles City Section of the California Interscholastic Federation (CIF) broke away from the Southern Section in 1934-1935, the City League had produced an astounding 70 State Champions and 246 individual medal winners (1915-1934)! What's more, this single league had produced four world record holders and at least seven Olympians, forming the basis of the most productive track & field city in the world.



CITY LEAGUE GREATS

Sprinter Frank Lombardi

Vaulter Lee Barnes (top)

Vaulter Bill Sefton

The following pages detail the City League Championship Meet results from 1911 thru 1934, including the City Minor League results between 1925 and 1930. Though the authors, especially Bruce McIntosh, have researched this data for decades, some errors and much missing information remain. We welcome corrections, additional information and comments, care of: Bill Peck, 4215 Normal Ave., Apt. 9, Los Angeles, CA 90029 ... (323) 666-0546.

LOS ANGELES CITY LEAGUE TRACK & FIELD CHAMPIONSHIPS

BOYS EVENTS (1911-1934)

100 yard Dash

1911	
1-Clemmer Johnson (so)	Lang #10.6
2-Russell French (so)	Lang
3-Bill Haney	Poly
1912	
1-Clemmer Johnson (jr)	Lang #10.6
2-Sam Adair	Lang
3-Bill Penn (so)	ManA
1913	
1-Clemmer Johnson	Lang #10.4
2-Russell French	Lang
3-Ironmonger	ManA
1914	
1-Ray Dell	Lang #10.4
2-Bill Penn	ManA
3-Chas. Fitzsimmons(so)	Poly
1915	
1-Warren Lamport (jr)	ManA 10.6
2-Hank Forer	Poly
3-Adrian Jameson	Lang
4-Chas. Fitzsimmons(jr)	Poly
1916	
1-Albert Sarraill	ManA #10.4
2-Warren Lamport	ManA
3-George Woods (so)	ManA
4-Solly Smith	ManA
1917	
1-George Woods (jr)	ManA #10.4
2-Bill Isenhouer	Linc
3-George Woodhams	Poly
4-Fred Krohn	ManA
1918	
1-Charley Paddock	*Pas #10.2
2-George Schiller	Poly
3-Fred Krohn	ManA
4-George Woods	ManA

1919	
1-Von Huddleston	Linc 10.4
2-Earl McGary (jr)	ManA
3-Dick Thornton (jr)	Hlwd
4-Al Wright	Linc
1920	
1-Ed Redman	ManA #10.2
2-Thurmond Clarke	Lang
3-Dick Thornton	Hlwd
4-Eddie Purtell	Linc
1921	
1-Stoard	*Pas 10.4
2-Henry Stapler (jr)	Linc
3-Hurlic (so)	*Pas
4-James Norman (jr)	Linc
1922	
1-Henry Stapler	Linc 10.4
2-Ed Pollack (jr)	*Pas
3-Wilson	Jeff
4-James Norman	Linc
5-Charles Briggs	Linc
1923	
1-Ed Pollack	*Pas #10.2
2-Archie Woodyard (jr)	Jeff e10.3
3-Whizar	*Pas
4-Bob Lee	Fran
5-Hurlic	*Pas
1924	
1-Archie Woodyard	Jeff #10.0
2-Vic Klein	Hlwd
3-June Hanford (so)	ManA
4-Tommy Miles	Roos
5-Paul Borgfield (jr)	ManA
1925 Major League	
1-Walter Floyd	Linc 10.3
2-June Hanford	ManA
3-Milton Maurer (jr)	ManA
4-Paul Borgfield	ManA
5-Joe Fernandez (jr)	Linc

1925 Minor League	
1-Rollin Holdsworth(so)	Roos #11.0
2-Phil Pearson (so)	Belm
3-Parks	Frfrx
4-Doyle Erwin	Belm
1926 Major League	
1-Wilbur Hill	Hlwd 10.1
2-Cliff Gantt	Poly e10.2
3-Milton Maurer	ManA e10.2
4-Chuck Dade	Jeff e10.3
5-Fahy Johnson	Hlwd e10.3
1926 Minor League	
1-Phil Pearson (jr)	Belm #10.2
2-Bob Ballard (so)	Frem
3-William Ditzen	Belm
4-Cecil Schnelle (jr)	Frem
5-George Williams	Belm
1927 Major League	
1-Frank Lombardi	Lang #10.0
2-Allan Kelly	Hlwd
3-Ford Monroe	Jeff
4-Alvis Parrish (jr)	Linc
5-Wayne Elwood	Hlwd
1927 Minor League	
1-Phil Pearson	Belm 10.4
2-Dallas Neville	Frem e10.5
3-Cecil Schnelle	Frem
4-Lowenstein	Frem
5-Rollin Holdsworth	Roos
1928 Major League	
1-Frank Lombardi (#9.8s)	Lang 10.0
2-Roger Cummings	ManA e10.3
3-Chuck Anderson	Hlwd e10.3
4-Fran Kilfoil (10.2s)	Poly e10.4
5-Frank Houck (jr)	Lang e10.6
1928 Minor League	
1-Eddie Nettleship	Belm #10.0
2-Crockett (jr)	Frfrx
3-Brown	Frem
4-Frank Bowden	Roos
5-Huthman	Frem

1929 Major League	
1-Frank Houck	Lang 10.2
2-Vernon Jordan	Jeff
3-Louis Carmichael	Jeff
4-Joe Wiley	Lang
5-Sidney Bray (jr)	Lang
1929 Minor League	
1-John Kerr	Belm 10.2
2-Crockett	Frfrx
3-Volz	Frem
4-Glasgow	Frem
5-Sentel Willis (jr)	Roos
1930 Major League	
1-Joe Denninger	Hlwd 10.2
2-Billy Bob Williams (so)	LA
3-Laurie Osborne (jr)	ManA
4-Chuck Cheshire	Lang
5-Howard Jobe	Fran
1930 Minor League	
1-Walt Clarke	Frem 10.2
2-John McCarthy (jr)	Frfrx
3-Sentel Willis	Roos
4-Loweth	Frfrx
5-Levenburg	Frfrx
1931	
1-Walter Hopson	Poly 9.9
2-Charley McNally	Jord
3-John McCarthy	Frfrx
4-Laurie Osborne	ManA
5-Dave Siegal (so)	Poly
1932	
1-Jimmy O'Neal (jr)	Jeff 10.2
2-Jack Coverly	Hlwd
3-Al Creal	Hlwd
4-Edward Jackson	Jeff
5-Dave Seigal (jr)	Poly
1933	
1-Jimmy O'Neal	Jeff 10.1
2-Dave Siegal	Poly
3-Robinson	Belm
4-Adrian Udell	Lang
5-Si Wentworth (jr)	Hlwd
1934	
1-Cleve Macon	Jeff 10.1
2-Wilfred Hines	Jeff
3-Frank Jones (jr)	Jeff
4-Lee LaFond	ManA
5-Charles Delaney	Garf

220 yard Dash

1911	
1-Russell French (so)	Lang 23.8
2-Bill Haney (jr)	Poly
3-Haynes	*Hrv
1912	
1-Clemmer Johnson (jr)	Lang 24.6
2-Jim Threlkeld	Lang
3-Ironman	Hlwd
1913	
1-Clemmer Johnson	Lang 23.0
2-Russell French	Lang
3-Lynn	Hlwd
1914	
1-Raymond Dell	Lang 23.4
2-Chas. Fitzsimmons(so)	Poly
3-Bailey	Hlwd
1915	
1-Chas. Fitzsimmons(jr)	ManA 23.2
2-Warren Lamport (jr)	ManA
3-Bill Pillow (so)	Lang
4-Solly Smith	ManA
1916	
1-Warren Lamport	ManA 22.3
2-Albert Sarraill	ManA
3-George Woods (so)	ManA
4-Bill Pillow (jr)	Lang
1917	
1-George Woods (jr)	ManA 23.4
2-George Woodhams	Poly
3-Fred Krohn (jr)	ManA
4-Bill Pillow	Lang
1918	
1-George Schiller	Poly 23.2
2-Von Huddleston (jr)	Linc
3-Fred Krohn	ManA
4-Friend Cole	Lang
1919	
1-Von Huddleston	Linc 23.2
2-Al Wright	Linc
3-Dick Thornton (jr)	Hlwd
4-Hugh Mixon	Poly

1920	
1-Ed Redman	ManA 22.8
2-Eddie Purtell	Linc
3-Thurmond Clarke	Lang
4-Dick Thornton	Hlwd
1921	
1-Tommy Miles (fr)	Linc 23.4
2-Stoard	*Pas
3-Henry Stapler (jr)	Linc
4-Palmer Green	Lang
1922	
1-Henry Stapler	Linc 23.4
2-James Norman	Linc
3-Wilson	Jeff
4-Ed Pollack (jr)	*Pas
5-Murray Schultz	ManA
1923	
1-Archie Woodyard(jr)	Jeff #22.2
2-Ed Pollack	*Pas
3-Bob Lee	Fran
4-Rudolph	Hlwd
5-George Duncan	Linc
1924	
1-Archie Woodyard	tie Jeff #21.8
1-Vic Klein	Hlwd #21.8
3-Tommy Miles	Roos 22.0
4-Walter Floyd (jr)	Linc e22.2
5-Sparky Williams	Jeff e22.5
1925 Major League	
1-Walter Floyd	Linc 22.4
2-Paul Borgfield	ManA
3-Don Dunsmore (jr)	Lang
4-Brinker	Hlwd
5-Noel Scott	Jeff
1925 Minor League	
1-Rollin Holdsworth(so)	Roos 23.0
2-Phil Pearson (so)	Belm
3-Curtis Schnelle (so)	Frem
4-William Ditzen (jr)	Belm
1926 Major League	
1-James Harrison (jr)	Linc 22.2
2-Fahy Johnson	Hlwd
3-Bryan	Hlwd
4-Roger Cummings	ManA
5-John Talbor	Hlwd
5-Shirley Miller	tie Fran

1926 Minor League	
1-Phil Pearson (jr)	Belm #22.6
2-Cecil Schnelle	Frem
3-Rollin Holdsworth(jr)	Roos
4-Keys	Garf
5-Lowenstein(jr)	Frem
5-William Ditzen	Belm
1927 Major League	
1-Frank Lombardi (jr)	Lang 22.0
2-Wayne Elwood	Hlwd
3-Allan Kelly	Hlwd
4-Marzetta West (so)	Jeff
5-McGee	Poly
1927 Minor League	
1-Dallas Neville	Frem #22.2
2-Cecil Schnelle	Frem e22.5
3-Phil Pearson	Belm
4-Rene Prince (so)	Belm
5-Lowenstein	Frem
1928 Major League	
1-Frank Lombardi	Lang #21.6
2-Chuck Anderson	Hlwd e22.0
3-Marzetta West (22.8s)	Jeff
4-Fran Kilfoil (22.6s)	Poly
5-Ernie Oswald (jr)	Hlwd
1928 Minor League	
1-Eddie Nettleship	Belm 22.2
2-Huthman	Frem
3-Crockett (jr)	Frfrx
4-Rene Prince (jr)	Belm
5-Gill	Frem
1929 Major League	
1-Joe Wiley	Lang 22.2
2-Vernon Jordan	Jeff
3-Ernie Oswald (jr)	Hlwd
4-Rudy Obergfall	Hlwd
5-Chuck Cheshire (jr)	Lang
1929 Minor League	
1-Crockett	Frfrx 22.4
2-Glasgow	Frem
3-John Kerr	Belm
4-Rene Prince	Belm
5-Chalfont	Belm

1930 Major League	
1-Howard Jobe	Fran 22.8
2-Sidney Bray	Lang
3-Chuck Cheshire	Lang
4-Joe Denninger	Hlwd
5-Laurie Osborne (jr)	ManA
1930 Minor League	
1-Walt Clarke	Frem #22.2
2-John McCarthy (jr)	Frfrx
3-Caminiti	Frem
4-Williams	Frfrx
5-Loweth	Frfrx
1931	
1-Walter Hopson	Poly 21.7
2-Laurie Osborne	ManA
3-Joe Kleinbauer	ManA
4-Jimmy O'Neal	Jeff
5-Cliff Ritchie	Poly
1932	
1-Al Creal	Hlwd 22.0
2-Dave Siegal (jr)	Poly e22.2
3-Jimmy O'Neal (jr)	Jeff
4-Ralph Olsen	Poly
5-S-Creecy	Jeff
1933	
1-Cornelius Johnson	Lang 22.0
2-Robinson	Belm
3-Dave Siegal	Poly
4-Jimmy O'Neal	Jeff
5-Doug Hammond (jr)	Hlwd
1934	
1-Frank Jones	Jeff 22.3
2-Don Skinner	ManA e22.4
3-Bob Cushman	ManA
4-Wilred Hines	Jeff
5-Charles Delaney	Garf

Key to symbols:
= time bettered League Record
e = estimated non-winning time

440 yard Dash

1911			
1-Ed Stanton	Lang	54.2	
2-Leavitt	*Hrv		
3-Ryder	ManA		
1912			
1-Cronkwhite	ManA	#52.6	
2-Morris Berger	Lang		
3-Ryder	ManA		
1913			
1-Candee	Hlwd	53.6	
2-Fred Brooks	Lang		
3-Ted Coleman	Lang		
1914			
1-Ray Hughes	ManA	54.0	
2-Fred Snyder	Poly		
3-Forsy	Hlwd		
1915			
1-Aden Hughes	ManA	53.4	
2-Noel George	Poly		
3-Bailey	Hlwd		
4-Renal	ManA		
1916			
1-Charles Fitzsimmons	ManA	53.0	
2-Bill Isenhouer (jr)	Linc		
3-Baxter Loveland	Poly		
4-L McKellar	ManA		
1917			
1-Alex Perry	Poly	53.8	
2-Bill Isenhouer	Linc		
3-Stanley Perry	Poly		
4-Baker	Hlwd		
1918			
1-George Schiller	Poly	#52.4	
2-Thurmond Clarke (so)	Lang		
3-Alva Roberson	*LBP		
4-Ed Leahy	Lang		

1919			
1-Ernie Rothe (jr)	Lang	54.6	
2-Thurmond Clarke (jr)	Lang		
3-Phil Orth (so)	Linc		
4-Bill Blewett (so)	ManA		
1920			
1-Ernie Rothe	Lang	53.4	
2-Phil Orth (jr)	Linc		
3-Jean Sainsevain (jr)	Lang		
4-Bob Hurst	*LBP		
1921			
1-Jean Sainsevain	Lang	53.2	
2-Homer Smutz	Linc		
3-Erskine Coverly (jr)	Hlwd		
4-Darling	*Pas		
1922			
1-Field Thompson (jr)	Lang	#52.4	
2-Erskine Coverly	Hlwd		
3-Ralph Harris	ManA		
4-Gordon Young	Lang		
5-Bruce Smith	Poly		
1923			
1-Walt Smith (jr)	Hlwd	#52.2	
2-Vernon Hanford (jr)	ManA		
3-Luther Baxter	Linc		
4-Mitchell Gaudet (jr)	Linc		
5-Campbell	Hlwd		
1924			
1-Vernon Hanford	ManA	#51.4	
2-Mitchell Gaudet	Linc	e51.6	
3-Walt Smith	Hlwd		
4-Fremont Humphreys	ManA		
5-Jack Dales (jr)	Lang		
1925 Major League			
1-Vernon Hanford	ManA	#51.1	
2-Joe Fernandez (jr)	Linc		
3-Jack Dales	Lang		
4-Harold Stock	Lang		
5-Fred Zombro	Hlwd		

1925 Minor League			
1-Brown (jr)	Frem	54.8	
2-Gordon Maxwell (jr)	Roos		
3-Babcock	Frem		
4-Chuck Bennett	Belm		
1926 Major League			
1-Cliff Gantt (#49.8s)	Poly	#49.6	
2-Randy Ritchie	Hlwd	e50.4	
3-Fred Files	ManA	e50.7	
4-Joe Fernandez	Linc		
5-Elmer Enterline	ManA		
1926 Minor League			
1-Gordon Maxwell	Roos	#52.5	
2-James McNeil	Belm		
3-Howard O'Brien (so)	Frem		
4-Laverne Robey	Roos		
5-George Babshoff	Roos		
1927 Major League			
1-Bill King	Lang	52.0	
2-Tom McDonnell	ManA	e52.5	
3-Vernon Jordan (so)	Jeff	e52.7	
4-Elbert Manning	Fran	e53.1	
5-Eugene Barnes	Hlwd	e53.1	
1927 Minor League			
1-Tommy Lucas	Frem	53.1	
2-Howard O'Brien (jr)	Frem		
3-Paul Mitch	Garf		
4-Ed Sylvis	Roos		
5-James Pitkin	Garf		
5-George Babshoff	Roos		
1928 Major League			
1-Thornwall Rogers(jr)	Hlwd	51.0	
2-Frank Houck (jr)	Lang	e51.0	
3-John Bowen (51.4s)	Lang	e51.4	
4-Vernon Jordan (jr)	Jeff	e51.4	
5-Earl Elliott	ManA	e51.5	
1928 Minor League			
1-Miller (jr)	Frfr	#52.4	
2-Gerhardt	Roos		
3-Howard O'Brien	Frem		
4-Jack Steele (jr)	Belm		
5-James Pitkin	Garf		

1929 Major League			
1-Ed Carmichael	Jeff	50.6	
2-Frank Houck	Lang	e50.8	
3-Thornwall Rogers	Hlwd	e51.4	
4-George Warriner	ManA	e51.5	
1929 Minor League			
1-Walt Clarke (jr)	Frem	#51.8	
2-Jack Steele	Belm	e52.0	
3-Miller	Frfr	e52.2	
4-Fred Eppich	Garf		
5-Idris Lloyd (jr)	Garf		
1930 Major League			
1-Jimmy LuValle (jr)	Poly	51.2	
2-Carl Satterfield(jr)	ManA	e51.4	
3-Herb Logue (jr)	Jeff		
4-Sinclair Lott	Poly		
5-Renick			
1930 Minor League			
1-Henry Hahn	Frem	52.4	
2-Albert Redmond	Belm	e52.6	
3-Idris Lloyd	Garf		
4-Jacoby	Frfr		
5-Richardson	Garf		
1931			
1-John McCarthy	Frfr	49.7	
2-Rudy Pablos	Lang		
3-Curtis Killison	Frem		
4-J.J. Creighton	Hlwd		
5-Jack Coverly (jr)	Hlwd		
1932			
1-Jack Coverly	Hlwd	49.5	
2-John Rout	Jeff	e49.8	
3-Art Taylor (jr)	Poly		
4-Bill Baird	Frfr		
5-Weaver	Frem		
1933			
1-Gordon Miner	Belm	50.9	
2-Art Taylor	Poly		
3-Si Wentworth (jr)	Hlwd		
4-George Boone	Lang		
5-Jones	Hlwd		
1934			
1-Doug Hammond	Hlwd	51.3	
2-John Van Dusen	Frfr	e51.6	
3-Jesse Harvey	Lang	e51.6	
4-Reyes Duenes	Garf	e51.8	
5-Si Wentworth	Hlwd	e52.1	

4x110 yard Relay

1911	
1-Los Angeles	#3:47.4
1912	
1-Los Angeles	4:41.0
2-Hollywood	
1913 (standing touch)	
1-Los Angeles	#3:11.2
Russell French	
Wayne Fisher	
Fred Brooks	
Leo Maguire	
Herbert Adler	
Claude Lincoln	
Elmer Doyle	
Raymond Dell	
Clemmer Johnson	
2-Hollywood	
3-Manual Arts	
1914	
1-Manual Arts	3:12.2
2-Los Angeles	
3-Hollywood	
1915	
1-Manual Arts	3:11.8
2-Polytechnic	
3-Los Angeles	
4-Hollywood	
1916	
1-Manual Arts	3:11.4
Harry Lamport	
Warren Lamport	
Charles Fitzsimmons	
Solly Smith	
Lucien Griffin	
Albert Sarrail	
George Woods	
Karl Heberlein	
2-Hollywood	
3-Polytechnic	
4-Los Angeles	

1917	
1-Manual Arts	3:11.8
Solly Smith	
Earl McGary	
Lucien Griffin	
Fred Herman	
Roscoe Shaplan	
Karl Heberlein	
Fred Krohn	
George Woods	
1918	
1 Manual Arts	3:11.8
Solly Smith	
Fred Krohn	
Wheeler Newman	
Lucien Griffen	
Fred McMullen	
Dwight Cooley	
Fred Lilley	
George Woods	
1919	
1-Manual Arts	3:14.0
2-Lincoln	
3-Long Beach Poly	
4-Hollywood	
1920	
1-Manual Arts	#3:10.0
Bill Molitor	
Elmer Hutchins	
Dougher	
John McLean	
Bill Blewett	
Earl McGary	
Don Stearns	
Ed Redman	
1921	
1-Lincoln	#3:08.4
Jack Huston	
Henry Stapler	
James Norman	
Harold Boles	
Gilbert Scott	
Richard Hildebrand	
Wes Phillips	
Tommy Miles	
1922	
1-Los Angeles	3:09.4
Charles Diggs	
Herb Owen	
Fred Thompson	
Don Young	
Richard Goldwater	
Pete Mazzetti	
Gordon Young	
Field Thompson	
1923	
1-Hollywood	#3:06.6
Burgard	
Trauber	
Campbell	
Yale Martz	
Sid Meeks	
Rudolph	
Oker	
Walt Smith	
1924 (batons used)	
1-Hollywood	#3:03.8
Trauber	
Childs	
Brisker	
Enslay	
Campbell	
Dilly	
Walt Smith	
Vic Klein	

1925 Major League	
2-Manual Arts	e3:04.2
3-Lincoln	
4-Los Angeles	
5-Jefferson	
1925 Minor League	
1-Manual Arts	3:04.8
Paul Borgfield	
Milton Maurer	
Ernie Mason	
Gene Coughlin	
Lawrence Starr	
Herbert Bond	
Don Dunsmore	
June Hanford	
1926 Major League	
1-Hollywood	3:04.1
2-Polytechnic	
4-Los Angeles	
5-Lincoln	
1926 Minor League	
1-Belmont	3:15.9
2-Fremont	
3-Roosevelt	
4-Fairfax	
1927 Major League	
1-Hollywood	3:04.1
2-Polytechnic	
3-Lincoln	
4-Manual Arts	
5-Jefferson	
1927 Minor League	
1-Fremont	3:16.7
2-Roosevelt	
3-Belmont	
4-Fairfax	
5-Garfield	
1928 Major League	
1-Polytechnic	3:05.3
Ferris Gregory	
Walter Stewart	
Winbourne McDonald	
Allen	
Hollombe	
Steadman	
Wenzel Weber	
Bill McGeagh	

1928 Major League	
2-Manual Arts	e3:00.8
3-Lincoln	
4-Jefferson	
5-Franklin	
1928 Minor League	
1-Fremont	#3:08.2
2-Roosevelt	
3-Belmont	
4-Fairfax	
5-Garfield	
1928 Major League	
1-Los Angeles	3:00.8
Chuck White	
Jim Owens	
Bud Rousseau	
John Bowen	
Dunfee	
Dave Foore	
Frank Houck	
Frank Lombardi	
1928 Minor League	
1-Belmont	#3:06.8
2-Fremont	
3-Roosevelt	
4-Fairfax	
5-Garfield	
1929 Major League	
1-Los Angeles	3:02.2
2-Jefferson	
3-Hollywood	
4-Polytechnic	
5-Manual Arts	
1929 Minor League	
1-Fremont	#3:05.6
2-Fairfax	
3-Belmont	
4-Roosevelt	
5-Garfield	
1930 Major League	
1-Manual Arts	3:02.2
2-Los Angeles	
3-Polytechnic	
4-Jefferson	
5-Franklin	
1930 Minor League	
1-Fremont	#3:03.4
2-Fairfax	
3-Garfield	
4-Belmont	
5-Roosevelt	
1931	
1-Polytechnic	#2:58.8
Walter Hopson	
Dave Siegal	
Matt Stankovich	
Benny Siegal	
Chuck Cassell	
Ralph Olsen	
Cliff Ritchie	
Jimmy LuValle	
1932	
2-Fairfax	e2:59.0
3-Manual Arts	e3:00
4-Fremont	
5-Jefferson	
1933	
1-Los Angeles	3:00.1
2-Jefferson	
3-Fairfax	
4-Hollywood	
5-Los Angeles	
1934	
1-Manual Arts	3:00.7
2-Hollywood	
3-Jefferson	
4-Polytechnic	
5-Los Angeles	

Key to symbols:
 # = time bettered League Record
 e = estimated non-winning time
 * = School not an L.A. City School

880 yard Run

1911			
1-	Henry	Hlwd	2:11.0
2-	Dwight Vedder	Poly	
3-	George Ireland	Lang	
1912			
1-	Jack Tietsworth(jr)	ManA	2:10.0
2-	Creighton	ManA	
3-	#1 McGuire	Lang	
1913			
1-	Jack Tietsworth	ManA	2:10.8
2-	Henry	Hlwd	
3-	Merritt	Hlwd	
1914			
1-	Ray Yerkes	ManA	2:06.0
2-	Noel George (jr)	Poly	
3-	Riave	Poly	
1915			
1-	Joe Kieffer	Poly	2:06.2
2-	Noel George	Poly	
3-	Baxter Loveland(jr)	Poly	
4-	O'Connell	ManA	
1916			
1-	H Ramgren	Hlwd	2:06.4
2-	Harold Cook	ManA	e2:07.0
3-	W Kitts (jr)	Hlwd	
4-	L Kistler	ManA	
1917			
1-	W Kitts	Hlwd	2:05.4
2-	Grant Swan	Linc	
3-	Baker	Hlwd	
4-	Richard Stenzel	ManA	
1918			
1-	Ken Saunders	*Pas	2:04.2
2-	Horace Brower	Lang	e2:04.4
3-	Vern Mickeljohn	*LBP	
4-	Ed Leahy	Lang	

1919			
1-	Joe Foss	Poly	2:05.4
2-	Evans	tie ManA	
2-	Steven Molnar	Lang	
4-	Phil Ellsworth	Hlwd	
1920			
1-	Max Bengel (so)	Linc	2:07.0
2-	Frank Scovel	ManA	
3-	Dwight Holcomb(jr)	Lang	
4-	John Bullard	Hlwd	
1921			
1-	Irving Thomas (jr)	ManA	#2:01.8
2-	Dwight Holcomb	Lang	
3-	Percy Niersbach(so)	Poly	
4-	William Phillips	Linc	
1922			
1-	Irving Thomas	ManA	#2:01.8
2-	Percy Niersbach(jr)	Poly	e2:03.5
3-	Jess Achroyd (jr)	Hlwd	
4-	Chas. Mitchell (jr)	Poly	
5-	Jerome Crouch	Linc	
1923			
1-	Lee Hansen (so)	ManA	#2:01.8
2-	Harold Lovejoy	*LBP	
3-	Bill Clum (jr)	Hlwd	
4-	Jess Achroyd	Hlwd	
5-	Neil McLaughlin	Lang	
1924			
1-	Lee Hansen	ManA	#2:01.6
2-	Alex McKinnon (jr)	Poly	
3-	Harland Derx	Poly	
4-	Charles Saunders	Linc	
5-	Bob Farrow	Linc	
1925 Major League			
1-	Alex McKinnon	Poly	2:02.1
2-	Kenneth Cummins	Linc	e2:02.5
3-	Harold Sternberg	ManA	
4-	Harold Hicks	Jeff	
5-	Bill Horton	Lang	

1925 Minor League			
1-	Frank Scherer	Roos	2:09.0
2-	Dale Wells (jr)	Belm	
3-	Eddie Kelsey (jr)	Belm	
4-	Ed Sylvis	Roos	
1926 Major League			
1-	Bill McGeagh (jr)	Poly	2:01.8
2-	Harry Morrison	Poly	
3-	Al Miller	ManA	
4-	Bill Cook	Jeff	
5-	Allan Storms (jr)	Hlwd	
1926 Minor League			
1-	Dale Wells	Belm	2:06.0
2-	Eddie Kelsey	Belm	
3-	Tommy Lucas (jr)	Frem	
4-	Davis	Frem	
5-	Brown	Frem	
1927 Major League			
1-	Bill McGeagh	Poly	2:01.2
2-	Ken Bryant	Jeff	
3-	Dave Foore (so)	Lang	
4-	Nathan Eustice(so)	Linc	
5-	Dean Williams	Lang	
1927 Minor League			
1-	Ralph Collier (fr)	Frem	#2:05.0
2-	Harry McDonald	Garf	
3-	Hovey	Frem	
4-	Ted Jurling	Belm	
5-	McInerney	Frem	
1928 Major League			
1-	Dave Foore (jr)	Lang	2:01.6
2-	Rudy Obergfall(jr)	Hlwd	
3-	Norman Stewart	ManA	
4-	Mitchell	Jeff	
5-	Johnson	Jeff	
1928 Minor League			
1-	Clark Lethin	Belm	#2:03.0
2-	Ralph Collier (so)	Frem	
3-	Guy Wrinkle	Garf	
4-	Mason	Univ	
5-	Glen Boice (jr)	Garf	

1929 Major League			
1-	Rudy Obergfall	Hlwd	#1:59.6
2-	David Foore	Lang	e1:59.8
3-	Bob Priestar	Hlwd	
4-	Al Hassen (jr)	Jeff	
5-	McKinney	Hlwd	
1929 Minor League			
1-	Ralph Collier (jr)	Frem	2:04.8
1-	Jerry Conrad	Garf	2:04.8
3-	Van Beveran	Frfrx	e2:05.0
4-	Cal Simon (jr)	Frem	
5-	Glen Boice	Garf	
1930 Major League			
1-	Bob Priestar	Hlwd	2:00.4
2-	Al Hassen	Jeff	
3-	Graves	Poly	
4-	Don Shearman	Lang	
5-	Ray Rork	Fran	
1930 Minor League			
1-	Ralph Collier	Frem	#2:03.5
2-	Cal Simon	Frem	
3-	Turza	Frem	
4-	Richard Doyle	Belm	
5-	Walter Esakoff	Roos	
1931			
1-	Carl Satterfield	ManA	#1:57.0
2-	Ed Aleddis	Frfrx	e1:57.9
3-	Bill Murphy (jr)	Hlwd	
4-	Dave Henry	Belm	2:00.0
5-	Beverly Keim	Lang	
1932			
1-	Bill Webb	ManA	1:58.3
2-	Bill Murphy	Hlwd	
3-	Gail Gilmore (jr)	Lang	
4-	Bill Nyberg	Frfrx	
5-	Leonard Spencer	Poly	
1933			
1-	Mel Nickerson (jr)	Poly	2:02.4
2-	Gail Gilmore	Lang	
3-	Stanley Wagner	Lang	
4-	Chas. Thagard (jr)	ManA	
5-	Krage	Fran	
1934			
1-	Mel Nickerson	Poly	2:01.4
2-	Irving Isom	Frem	e2:01.7
3-	Wesley Mongey	Garf	e2:01.7
4-	Schmitt	Linc	
5-	Melcei Pipkin (jr)	Jeff	

Key to symbols:
 # = time bettered League Record
 e = estimated non-winning time
 * = not an L.A. City School

One Mile Run

1911			
1-	Randall	Hlwd	5:06.2
2-	Jack Tietsworth(so)	ManA	
3-	Reed Sprinkel	Lang	
1912			
1-	Jack Tietsworth(jr)	ManA	4:51.0
2-	Frank Greeve	Hlwd	
3-	Harold Selberg	Lang	
1913			
1-	Jack Tietsworth	ManA	4:48.4
2-	Ray Yerkes (jr)	ManA	
3-	Foster	Hlwd	
1914			
1-	Ray Yerkes	ManA	4:47.2
2-	Putnam (jr)	Hlwd	
3-	Wilson	ManA	
1914			
1-	Putnam	Hlwd	4:43.6
2-	Bob Crippen	Poly	
3-	Clark Tietsworth	ManA	
1916			
1-	W. Schoeppe	ManA	4:46.3
2-	W Kitts (jr)	Hlwd	
3-	Grant Swan (jr)	Linc	
4-	K Willis	Hlwd	
1917			
1-	Grant Swan	Linc	4:45.6
2-	W Kitts	Hlwd	
3-	Remelin	Hlwd	
4-	Jimmy Stringfellow	Poly	
1918			
1-	Ken Knight	*LBP	4:47.8
2-	Arvine Marvin (jr)	Linc	
3-	Noble McIlvain	*Pas	
4-	George Mulloney	Linc	
1919			
1-	Arvine Marvin	tie Linc	4:47.0
1-	Winslow	*Pas	4:47.0
3-	Johnny Boyd (so)	Lang	
4-	Steven Molner	Lang	
1920			
1-	Atwood Scovel	ManA	4:43.0
2-	M Price	*Pas	
3-	Frank Scovel (jr)	ManA	
4-	Johnny Boyd (jr)	Lang	

1921			
1-	Jesse Measelles	Hlwd	4:44.4
2-	Irving Thomas (jr)	ManA	
3-	Reggie LaVelle(jr)	Hlwd	
4-	Stewart Stevenson	Lang	
1922			
1-	Carl Plate (jr)	Poly	#4:38.6
2-	Les Heilman	*SDG	
3-	Reggie LaVelle	Hlwd	
4-	Ed Barnes	Hlwd	
5-	Jess Achroyd	Hlwd	
1923			
1-	Carl Plate	Poly	4:42.2
2-	Charles Mitchell	Poly	
3-	Ransom Chase (jr)	Hlwd	
4-	Lou Littlefield	ManA	
5-	Bob Farrow	Linc	
1924			
1-	Lee Hansen (jr)	ManA	#4:37.7
2-	Gordon Newell	Fran	
3-	Gus Searcy (so)	Linc	
4-	Ransom Chase	Hlwd	
5-	Carley	Hlwd	
1925 Major League			
1-	Jack Lyons	Lang	4:00.0
2-	John Marvin (jr)	Linc	
3-	Carlton Waite	Poly	
4-	Kenneth Cummins	Linc	
5-	Emmett Haworth(so)	Lang	
1925 Minor League			
1-	Fenwick Fowler(jr)	Belm	4:59.1
2-	Davis (jr)	Frem	
3-	Doyle (jr)	Frem	
4-	Anderson	Frfrx	
1926 Major League			
1-	Ellsworth Patterson	Ply	#4:36.1
2-	Gus Searcy	Linc	e4:36.7
3-	Noel Forte	ManA	
4-	John Marvin	Linc	
5-	Robert Brown	Poly	
1926 Minor League			
1-	Fenwick Fowler	Belm	4:50.2
2-	Kelly	Frem	
3-	George Morgan	Frem	
4-	Doyle	Frem	
5-	James Pitkin (so)	Garf	

1927 Major League			
1-	Allan Storms	Hlwd	#4:34.4
2-	Earl Callahan	ManA	
3-	Emmett Haworth	Lang	
4-	Julius Hirschman	Jeff	
5-	Fruett (jr)	Linc	
1927 Minor League			
1-	Johnny Tatar (fr)	Garf	#4:49.4
2-	Jack Steele (so)	Univ	
3-	Clark Lethin (jr)	Belm	
4-	Keppler	Univ	
5-	Carlos Villareal(j)	Garf	
1928 Major League			
1-	Ferris	Lang	4:38.0
2-	A.T. Crossley (jr)	Lang	e4:38.1
3-	Fruett	Linc	
4-	Freeman	Poly	
5-	Gordon Wheeler	ManA	
1928 Minor League			
1-	Johnny Tatar (so)	Garf	#4:38.2
2-	Boyd Seawright	Frem	e4:46
3-	Bill Potts (jr)	Garf	
4-	Carlos Villareal(so)	Garf	
5-	Antoine Belio	Belm	
1929 Major League			
1-	Jim Lawrence (jr)	ManA	4:36.6
2-	J.C. Smith (so)	Hlwd	
3-	Norm Curtis (jr)	Poly	
4-	Hubert Jackson	Hlwd	
5-	Ed Hoyer	Lang	
1929 Minor League			
1-	Johnny Tatar (jr)	Garf	4:41.8
2-	John Thomas	Frem	e4:41.9
3-	Hal Carlson	Frfrx	e4:42.0
4-	Carlos Villareal(j)	Garf	
5-	Bill Potts	Garf	

1930 Major League			
1-	Jim Lawrence	ManA	4:35.2
2-	Claude Linsey	ManA	
3-	John Wall (so)	Linc	
4-	Sid Butterworth(jr)	ManA	
5-	Norm Curtis	Poly	
1930 Minor League			
1-	Carroll Lewis (jr)	Belm	4:47.0
2-	Cutler	Frfrx	
3-	Turner	Frem	
4-	Johnny Tatar	Garf	
5-	Joe Unholz	Belm	
1931			
1-	J.C. Smith	Hlwd	#4:30.1
2-	Francis Benavidez	ManA	e4:30.4
3-	Carroll Lewis	Belm	e4:31.4
4-	Joe Parrish	Hlwd	
5-	Sid Butterworth	ManA	
1932			
1-	Chuck Nimmo	Hlwd	4:32.8
2-	John Wall	Roos	e4:32.9
3-	Bill Commerford(jr)	ManA	
4-	Lorenz Waldhausen(j)	LA	
5-	Harry Hough	Poly	
1933			
1-	Bill Commerford	ManA	4:35.4
2-	Lorenz Waldhausen	Lang	e4:38
3-	Phil Graves (so)	Hlwd	
4-	Med Jensen (jr)	ManA	
5-	Seward Munday(jr)	Jeff	
1934			
1-	Phil Graves (jr)	Hlwd	4:33.0
2-	Ned Jensen	ManA	
3-	Seward Munday	Jeff	
4-	Fabian Eltorriaga	Roos	
5-	Ernie Mathews	Lang	

120y High Hurdles/42"

1911			
1-Harold Waltz	Lang	18.8	
2-Albert	Hlwd		
3-Grant	*Hrv		
1912			
1-Cliff Rodman	Lang	17.4	
2-Bob Brant	Lang		
3-Lang Smead (so)	ManA		
1913			
1-Cecil Forbes (so)	Hlwd	17.4	
2-Lang Smead (jr)	ManA		
3-Wayne Fisher	Lang		
1914			
1-Lang Smead	ManA	16.6	
2-Harris Thompson	Lang		
3-Elton Weiman (jr)	Lang		
1915			
1-Harry Lampport (jr)	ManA	16.6	
2-Cecil Forbes	Hlwd		
3-Elton Weiman	Lang		
4-Joslin	Poly		
1916			
1-Harry Lampport	ManA	16.4	
2-Gordon Hesson (jr)	Lang		
3-Thomas Lewis	Linc		
4-W Oyler	ManA		
1917			
1-Gordon Hesson	Lang	17.2	
2-Leroy Neal (jr)	ManA		
3-Ray Wright	ManA		
4-Allen	Hlwd		
1918			
1-Clyde Jones	Poly	17.6	
2-Curtis	*Pas		
3-Thatcher Taylor	Lang		
4-Louis Minsky (jr)	*Pas		

1919			
1-Chester Sherman	Lang	17.2	
2-Phil Tierman	*LBP		
3-Syl Bay	Lang		
4-Herbert Fares	Linc		
1920			
1-Leighton Dye (jr)	ManA	16.6	
2-Jack Huston (jr)	Linc		
3-Tom Kidney	Poly		
4-Al Judson	Poly		
1921			
1-Jack Huston	Linc	#15.8	
2-Tom Towle(jr)(#16.0s)	ManA	e16.0	
3-Dick Laney	ManA	e16.1	
4-Harold Boles (jr)	Linc		
1922			
1-Harold Boles	Linc	16.0	
2-Dick Blewett	ManA		
3-Ronald Stever	Linc		
4-John Terry	Hlwd		
5-Dickinson	Poly		
1923			
1-Cliff Reynolds	Lang	16.0	
2-DeWolfe Requa (jr)	ManA		
3-Les Wasserberger(jr)	Linc		
4-Siege Turner	Hlwd		
5-Paul Ballentine	ManA		
1924			
1-DeWolfe Requa	ManA	#15.8	
2-Julian Cain	Lang		
3-Les Eade (jr)	Hlwd		
4-Jack Bullis	Hlwd		
5-Lamar Woodland	ManA		
1925 Major League			
1-Les Eade	Hlwd	15.8	
2-Jim Meeks (so)	Hlwd		
3-Herbert Woods	Linc		
4-Bud Newton (jr)	Linc		
5-Duncan Powers (jr)	Poly		

1925 Minor League			
1-North	Frfrx	18.0	
2-Leon Scott (jr)	Roos		
3-Bristol (jr)	Belm		
4-Jones	Frem		
1926 Major League			
1-Jim Meeks (jr)	Hlwd	#15.5	
2-Duncan Powers	Poly		
3-Parker	Jeff		
4-Bud Newton	Linc		
5-Al Lefebvre	ManA		
1926 Minor League			
1-Walter Townes (jr)	Roos	#15.7	
2-Bristol	Belm		
3-Romar	Frem		
4-Jones (jr)	Frem		
5-Palmersheim	Belm		
1927 Major League			
1-Howie Arthur	Hlwd	16.0	
2-Al Vignola (jr)	Poly		
3-Osborne Ofstad	Hlwd		
4-Larry Stewart	Lang		
5-Bernie Miller (so)	Hlwd		
1927 Minor League			
1-Walter Townes	Roos	16.0	
2-McCoy	Univ		
3-Clarence Berry (so)	Frfrx		
4-Jones	Frem		
5-Vore	Univ		
1928 Major League			
1-Al Vignola	Poly	16.0	
2-George Hilty (jr)	ManA		
3-E Robinson	Jeff		
4-Maurice Dryer	Linc		
5-Sylvonne Creecy	Jeff		
1928 Minor League			
1-Clarence Berry (jr)	Frfrx	16.0	
2-Youst	Frem		
3-Don Collins (jr)	Belm		
4-Bennett	Belm		
5-Gene Meyers	Garf		

1929 Major League			
1-Bernie Miller	Hlwd	15.8	
2-H Parker	Jeff		
3-Howie Phelps	Lang		
4-George Hilty	ManA		
5-F Robinson	Jeff		
1929 Minor League			
1-Clarence Berry	Frfrx	15.8	
2-Frank Irving (jr)	Belm	e16.0	
3-Gene Meyers	Garf		
4-Don Collins	Belm		
5-Johnson	Frfrx		
1930 Major League			
1-Wes Potter	Lang	16.0	
2-Glenn Mack	Poly		
3-Dave Zabriskie	Hlwd		
4-Ken Moeller	ManA		
5-Clair McGee	Lang		
1930 Minor League			
1-Joe Ramona	Roos	16.0	
2-Don Christlieb	Garf	e16.1	
3-Stockton	Frem		
4-Jack Dillon	Belm		
5-Proctor	Frem		
1931			
1-Melbourne Tuttle	Fran	15.9	
2-Alredo Gamboa	Garf	e16.1	
3-Harry Truesdell (jr)	Hlwd		
4-Johnny Matz	Frfrx		
5-Rombeau Koch (jr)	Poly		
1932			
1-Bennie Siegal	Poly	15.8	
1-Ed Coster	tie Garf	15.8	
3-Harry Truesdell	Hlwd		
4-Rombeau Koch	Lang		
5-Jim Austin	Hlwd		
1933			
1-Jim Lockhart	Lang	15.8	
2-Les Watson	Frfrx		
3-Fred Eisman	Frfrx		
4-Kenneth Yates	ManA		
5-Sam Jacobson (jr)	Lang		
1934			
1-Bob McGaughey	Frfrx	15.7	
2-Lloyd Olson	ManA		
3-Perry Jenkins	Jeff		
4-Sam Jacobson	Lang		
5-Ernie Mowinckle	ManA		

220y Low Hurdles/30"

1911			
1-Ed Stanton	Lang	27.8	
2-Paul Ortega	Lang		
3-Albert	Hlwd		
1912			
1-Fred Brooks (jr)	Lang	28.2	
2-Cliff Rodman	Lang		
3-Lang Smead (so)	ManA		
1913			
1-Coultas	Hlwd	27.6	
2-Lang Smead (jr)	ManA		
3-Wayne Fisher	Lang		
1914			
1-Lang Smead	ManA	27.4	
2-George Blair	ManA		
3-Fordes	Hlwd		
1915			
1-Harry Lampport (jr)	ManA	25.4	
2-Fred Haney	Poly		
3-Mason	Hlwd		
4-Cookman	ManA		
1916			
1-Harry Lampport	ManA	25.2	
2-Solly Smith (jr)	ManA		
3-J Mills	Lang		
4-Roy Neale	Poly		
1917			
1-Solly Smith	ManA	27.6	
2-Packman	Hlwd		
3-Roscoe Shapland	ManA		
4-Wheeler Newman (jr)	ManA		
1918			
1-Clyde Jones	Poly	27.4	
2-Wheeler Newman	ManA		
3-Rehbock Lewis	Linc		
4-Chester Sherman (jr)	Lang		
1919			
1-Chester Sherman	Lang	26.2	
2-Fred Herman	ManA		
3-Albright	Hlwd		
4-George Martin	*LBP		
1920			
1-Ron Walker	Poly	26.4	
2-Howard Gowan	Hlwd		
3-Fred Judson	Poly		
4-Jack Huston (jr)	Linc		

1921			
1-Jack Huston	Linc	#26.0	
2-Don Steans	ManA	26.2	
3-Harold Boles (jr)	Linc		
4-Dick Laney	Poly		
1922			
1-John Terry	Hlwd	27.0	
2-Dickinson	Poly		
3-Les Wasserberger(jr)	Linc		
4-Tom Towle	ManA		
5-Pemberthy	ManA		
1923			
1-Burgard	Hlwd	25.7	
2-Les Wasserberger	Linc	e25.8	
3-DeWolfe Requa (jr)	ManA		
4-Hassler	*Pas		
5-Irving Winfield	Linc		
1924			
1-DeWolfe Requa(#25.2s)	ManA	24.7	
2-Al Fly	Poly		
3-Les Eade (jr)	Hlwd		
4-Julian Cain	Lang		
5-Herbert Woods (jr)	Linc		
5-Childs	tie Hlwd		
1925 Major League			
1-Les Eade	Hlwd	25.3	
2-Jim Meeks (so)	Hlwd		
3-Andy Allensworth	Jeff		
4-Sellars Smith (so)	Lang		
5-Harlan Striff	Linc		
1925 Minor League			
1-Leon Scott	Roos	27.4	
2-Erskine	Frfrx		
3-North	Frfrx		
4-Jones (so)	Frem		
1926 Major League			
1-Jim Meeks (jr)	Hlwd	#24.4	
2-Duncan Powers	Poly	e24.8	
3-Sellars Smith (jr)	Lang		
4-Noel Scott	Lang		
5-Fred Bowen	Hlwd		
1926 Minor League			
1-Walter Townes (jr)	Roos	#25.6	
2-Eddie Kelsey	Belm		
3-Lucas	Frem		
4-Davis	Frem		
5-Brown	Frem		

1927 Major League			
1-Larry Stewart	Lang	25.3	
2-Sellars Smith	Lang		
3-Alvis Parrish (jr)	Linc		
4-Fred Kuhlman	Hlwd		
5-Monroe	Jeff		
1927 Minor League			
1-Walter Townes	Roos	#25.4	
2-Jones	Frem		
3-Jack Turner	Belm		
4-Barro	Frem		
5-Samaniego(jr)	Frem		
1928 Major League			
1-Jim Owens	Lang	24.8	
2-Alpheus Osborne	Linc		
3-Al Vignola	Poly		
4-Watts	Jeff		
5-Glenn Mack (so)	Poly		
1928 Minor League			
1-Clarence Berry (jr)	Frfrx	#25.4	
2-Samaniego	Frem		
3-Frank Bowden	Roos		
4-Biles (jr)	Frem		
5-Johnson (jr)	Frfrx		
1929 Major League			
1-Bernie Miller	Hlwd	25.4	
2-George Hilty	ManA		
3-Paul Grade	Hlwd		
4-Glenn Mack (jr)	Poly		
5-Ed Hoyer	Lang		
1929 Minor League			
1-Clarence Berry	Frfrx	25.8	
2-Johnson	Frfrx		
3-Joe Ramona (jr)	Roos		
4-Sentel Willis (jr)	Roos		
5-Biles	Frem		

1930 Major League			
1-Glenn Mack	Poly	25.6	
2-Lloyd Zeeb	Linc		
3-Dave Zabriskie	Hlwd		
4-Bill Dejan (jr)	ManA		
5-Bob Held	Fran		
1930 Minor League			
1-Stockton	Frem	26.4	
2-Sentel Willis	Roos		
3-Lundberg	Frem		
4-Joe Ramona	Roos		
5-Don Christlieb	Garf		
1931			
1-Benny Siegal (jr)	Poly	24.6	
2-Bill Dejan	ManA		
3-Fred Anderson	Frfrx		
4-Melbourne Tuttle	Fran		
5-Fernando Ramos	Jeff		
1932			
1-Benny Siegal	Poly	25.1	
2-Vic King	Poly		
3-Harry Truesdell	Hlwd		
4-Jim Austin	Hlwd		
5-Woodrow Strode (jr)	Jeff		
1933			
1-Woodrow Strode	Jeff		
2-Les Watson	Frfrx		
3-Jim Lockhart	Lang		
4-Bob McWhinney	Lang		
5-Vergil Steffen	ManA		
1934			
1-Bob McWhinney	Lang	25.3	
2-Sam Jacobson	Lang		
3-Lee LaFond	ManA		
4-Walter Flood	Jeff		
5-Bob McGaughey	Frfrx		

Key to symbols:
 # = time bettered League Record
 * = not an L.A. City School

High Jump

1911	
1-Bill McFie (jr)	Lang #5' 5"
2-Cliff Rodman (jr)	Lang
3-Allison Baker	Poly
1912	
1-Bill McFie	Lang #5' 8"
2-Don Stewart (fr)	ManA
3-Morris Berger	Lang
3-Cliff Rodman	tie Lang
3-Innes Gates (so)	tie Hlwd
1913	
1-Innes Gates (jr)	Hlwd 5' 6"
2-Don Stewart (so)	ManA
3-Neil Craighton (jr)	ManA
1914	
1-Neil Craighton	ManA #5' 8"
2-Alfred Seibert	Lang
3-Innes Gates	Hlwd
1915	
1-Watson Beggs (jr)	ManA #5' 8"
2-Martin Zolle	ManA
3-A Postell (jr)	Hlwd
4-Don Stewart	ManA
1916	
1-Watson Beggs	ManA #5' 8"
2-A Postell	Hlwd
3-William Oyler	ManA
4-Roy Wright (jr)	ManA
1917	
1-G Bryant	Hlwd 5' 4.75"
2-Franklin Nelson	ManA
3-Dick Emmons (so)	ManA
3-Dewey Harper	tie Poly
3-Johnson	tie Hlwd
1918	
1-Cliff Lee	*Pas #5' 8"
2-Gerry Dennebrink	*LBP
3-Frank Becker (so)	Lang 5' 7"
4-Clarence Simons	ManA 5' 7"
1919	
1-Vernon Mitchell	*LBP #5' 8"
2-Frank Becker (jr)	Lang
3-Rex Miller	ManA
3-Bill Drake	tie Lang
3-Cy Evans	tie ManA

1920	
1-Frank Becker	Lang #5' 9"
1-Bob Sencerbox (fr)	tie Linc #5' 9"
1-Alvin Fisher	tie Linc #5' 9"
4-Al Bourgeois	Lang
4-Bill Caress	tie Hlwd
4-Clyde Harrold	tie Hlwd
4-Vernon Mitchell	tie *LBP
4-Ev Miller	tie *LBP
1921	
1-Alvin Fisher	Linc #5'11.87"
2-Bob Sencerbox (so)	Linc
3-Henri Withington(jr)	Linc
4-Neal Garrett	Hlwd
1922	
1-Bayard Rider	Hlwd 5'10"
2-Dick Blewett	ManA
3-Henri Withington	Linc
4-Bob Sencerbox (jr)	Linc
5-Henry Coggeshall(so)	Poly
1923	
1-Harold Turner	Hlwd #6' 0.50"
2-Cliff Reynolds	Lang
3-Melbourne Ofstad	Hlwd
4-Alex Jimenez	*LBP
5-Julian Cain	Lang
1924	
1-Henry Coggeshall	Poly 5'10.50"
2-Les Eade (jr)	Hlwd
3-George Newman	Linc
4-Leroy Johnson	ManA
5-Landers (jr)	tie Hlwd
5-Perry	tie Lang
5-Rolling	tie Lang
5-Smith	tie Lang
5-Williams	tie Linc
5-Shuken	tie Linc
5-Colleran	tie Fran
1925 Major League	
1-Les Eade	Hlwd 5'10"
2-Karl Tintinger (jr)	ManA
2-Landers	Hlwd
4-Alex Gill	Lang
4-Josephs	tie Lang
4-Leo Thomason	tie Fran
1925 Minor League	
1-Walker Bomar (jr)	Roos #5' 6"
2-Anthony	Frem
3-Harry McQuaid (jr)	Frffx
4-Sandberg (jr)	Univ

1926 Major League	
1-Robley Williams (so)	Linc 5'10"
2-Don Schoenberger(jr)	Poly 5'10"
3-Weibel	Lang 5'10"
4-Fred Kuhlman (jr)	Hlwd
4-Edwards	tie Jeff
4-Theo Smith	tie Lang
4-Walt Doyon (so)	tie ManA
4-Karl Tintinger	tie ManA
4-John Hawks	tie Poly
1926 Minor League	
1-Harry McQuaid	Frffx #5' 8"
2-George Williams	Belm
3-Walter Bomar	Belm
4-Solly Lewis (jr)	Roos
5-Sandberg	Univ
1927 Major League	
1-Osborne Ofstad	Hlwd 5'10.87"
1-Don Schoenberger	Poly 5'10.87"
3-Howie Arthur (jr)	Hlwd
4-Robley Williams	Linc
5-Edgar Roberson	Jeff
1927 Minor League	
1-Monroe Edwards (jr)	Garf 5' 7"
2-A Baker	Frffx
2-Solly Lewis	Roos
5-Brown	tie Univ
5-James Coven	tie Roos
5-Donel	tie Frem
1928 Major League	
1-Darby Jones (jr)	Poly 5'10"
2-Al Hammar (jr)	ManA
3-Howie Arthur	Hlwd
3-Maurice Dryer	tie Linc
3-Dressler	tie Lang
1928 Minor League	
1-Hunter Bergner (jr)	Frffx #5'10"
2-Irv Norcross	Roos
3-Monroe Edwards	Garf
4-Robert Rice	Garf
5-Don Collins (jr)	Belm
1929 Major League	
1-Darby Jones	Poly #6' 1.50"
2-John Brosnan	tie Poly
2-Al Hammar	ManA
4-George Pike (jr)	tie Hlwd
4-Clarence Smith	tie Lang

1929 Minor League	
1-William Brannon	Belm #5'10.25"
1-Hunter Bergner	tie Frffx #5'10.25"
3-Romoli	Belm
4-William Norberg	Garf
4-Baker	tie Frffx
4-Bill Zebrack	tie Roos
4-Alvin Coughlin	tie Roos
4-Bob Bench	tie Garf
1930 Major League	
1-Gil Martin	tie ManA 6' 0"
1-Hal Baranov	Lang 6' 0"
3-Art Steiner	tie Jeff 5'10"
3-Jimmy Gooch	tie Lang 5'10"
3-Bob Vignolo	tie Poly 5'10"
3-George Pike	tie Hlwd 5'10"
1930 Minor League	
1-Johnny Matz (jr)	Frffx 5'10"
1-Jack Kolar	tie Roos 5'10"
1-Shelly	tie Frem 5'10"
4-Ben Clineman	Roos
5-Kelly	Frffx
5-Dalton	tie Roos
1931	
1-Bill Fox (so)	tie Belm 6' 1"
1-Hal Baranov	tie Lang 6' 1"
1-Cornelius Johnson(so)	tie Lang 6' 1"
4-Otis Grady (jr)	ManA
5-Johnny Matz	Frffx
1932	
1-Cornelius Johnson(jr)	Lang #6' 4.56"
2-Bill Fox (jr)	Belm 6' 3"
3-Otis Grady	ManA 5'11"
4-Featherstone	tie Hlwd 5'10"
4-Watson	tie Frffx 5'10"
1933	
1-Cornelius Johnson	LA #6' 6.50"
2-Bill Fox	Belm
3-Al Chism (jr)	Poly
4-Darling	Hlwd
5-Ray Bowkus	tie Frem
5-Lou Baehr (jr)	tie Frffx
5-Bushwell	tie Fran
1934	
1-Jim McDaniel (jr)	ManA 6' 3"
2-Al Chism	Poly 6' 1"
3-Lou Baehr	Frffx 6' 0"
4-Emmatt Ashford	tie Jeff 5'11"
4-Bill Laceyfield (jr)	tie Jeff 5'11"
4-Bill Ellsworth	tie Lang 5'11"

Pole Vault

1911	
1-Pete Candee	Lang #9'10"
2-Prescott Wright	tie Poly
2-G Grieve	tie Hlwd
2-Layne	tie Poly
2-William Kendrick	tie Lang
1912	
1-Duque	Lang #10' 7"
2-George Crary	Lang
2-Lake	tie Lang
2-Frank Grieve (so)	tie Hlwd
1913	
1-Jeff Frampton	ManA #10' 8"
2-Harold Pierce (jr)	Lang
2-John Deats	tie Lang
2-Elwin Thayer	tie ManA
2-Frank Grieve (jr)	tie Hlwd
1914	
1-Frank Grieve	tie Hlwd #11' 6"
1-Harold Pierce	Lang
3-George Maurer	ManA
4-Earle	Hlwd
1915	
1-Ray Childs (jr)	ManA 11' 1"
2-Fred Haney	Poly
1916	
1-Ray Childs	ManA 11' 4"
2-M Brittan	Hlwd
3-Lester Leadingham(fr)	ManA
4-W Lohmire	Hlwd
1917	
1-Clarence Benjamin	Poly 10' 6"
2-Howard Tinkham	Poly
2-Albright (so)	tie Hlwd
4-Dick Emmons (so)	ManA
4-Eddie Allen (jr)	tie ManA

1918	
1-Lester Leadingham(jr)	ManA 11' 5.50"
2-Bob Schlaudemann	*Pas
3-Joseph Chapman	Poly
4-Dick Emmons (jr)	ManA
1919	
1-Lester Leadingham	ManA 11' 0"
2-Dick Emmons	ManA
3-Albright	Hlwd
4-Perry Fulton	*LBP
4-Guy Dennis (jr)	tie Lang
1920	
1-Dick Blewitt (so)	ManA 11' 0"
1-Guy Dennis	tie Lang 11' 0"
3-Tom Towle	ManA
4-Matthew Weightman	Linc
1921	
1-Howard White	Lang 10'10.87"
2-Bill Blewett	ManA
3-Charles Sherrod	Lang
4-Rollin Smutz	Linc
4-Gilbert Scott	tie Linc
1922	
1-Harry Smith (jr)	*SDG 11' 0"
2-Stable	Poly
3-Lee Barnes (so)	Hlwd
4-George Pemberth (so)	ManA
5-Herman Walker	ManA
1923	
1-Harry Smith	*SDG #12' 0"
(won jump off at #12'1.50")	
2-Lee Barnes (jr)	Hlwd #12' 0"
3-Manuel Ruiz	ManA
3-Arthur White	tie Lang
3-Collins	tie *Pas
3-DeGroot	tie *Pas
3-Abra	tie Jeff
3-Homer Smutz (so)	tie Linc

1924	
1-Lee Barnes	Hlwd #12' 6"
2-Byron O'Hara	Linc
3-Lorris Harris	tie ManA
3-Homer Smutz	tie Linc
3-Fred Sturdy	tie Lang
3-William Argue	tie Fran
3-Bob Gregory (so)	tie Jeff
1925 Major League	
1-Bob Gregory (jr)	Jeff 11' 9"
2-Conrad Boye (jr)	ManA
3-Parker Wilbur	Lang
3-Clarence McQuillard	tie Linc
3-Audell Dixon	tie ManA
3-Lorris Harris	tie ManA
1925 Minor League	
1-Grandfield	Univ #10' 6"
2-Grandfield	tie Univ
2-Bledsoe	tie Frem
2-Marvin Noregan	Frffx
1926 Major League	
1-Conrad Boye	ManA 12' 0"
2-Jerry Stewart	Lang
3-Goodcell	Lang
3-Lorris Harris	tie ManA
3-Bruce Hamilton	tie ManA
3-Bob Gregory	tie Jeff
1926 Minor League	
1-Sam Grandfield	Univ #11' 5.62"
2-Bud Holland (jr)	Frem
3-McCoy (jr)	tie Univ
3-McKee	tie Frem
5-Marvin Noregan	Frffx
5-Laverne Robey	tie Roos
1927 Major League	
1-Irving Stammes	Poly 12' 0"
2-Eugene Wright	ManA
2-John Brosnan	tie Poly
2-Fred Kuhlman	tie Hlwd
2-Appel	tie Poly

1927 Minor League	
1-McCoy	Univ #11' 8.12"
2-LeBeau (jr)	Frffx
3-Alfred Chamovitz	tie Roos
3-Cox (jr)	tie Frffx
3-Bud Holland	tie Frem
3-McNeese (jr)	tie Frem
3-Lloyd Bolles (fr)	tie Frem
1928 Major League	
1-Lester Anderson (jr)	Lang #12' 0"
2-John Brosnan (jr)	tie Poly
2-Byron Kelly	tie Hlwd
4-William Rinehart(so)	Linc
4-Billy Pazdra (jr)	tie Linc
1928 Minor League	
1-Cox	Frffx 11' 3"
2-Martin Surpin (jr)	tie Roos
2-McNeese	tie Frem
4-Hardy	Frffx
4-LeBeau	tie Frffx
1929 Major League	
1-Reeve Lineburner	Lang #12' 7.50"
2-John Brosnan	Poly
3-Herb Cirino	tie Jeff
3-Dick Lindsay (jr)	tie Poly
5-Billy Pazdra	Linc
5-William Rinehart(jr)	tie Linc
1929 Minor League	
1-George Saunders	Belm #11'10.75"
2-Martin Surpin	Roos
2-Gruwell	tie Frem
4-Chiniquy	tie Frem
4-Aubrey Brooks	tie Belm
4-Lloyd Bolles (jr)	tie Frem

Key to symbols:
 # = bettered League Record
 * = not an L.A. City School

POLE VAULT (cont.)

1930 Major League			1931			1933			1934		
1-Dick Lindsay	Poly	12' 6"	1-Matt Stankovich	Poly	12' 0"	1-Justin McCarthy	Frem	12' 3"	1-Rich Rodriguez	Poly	12' 0"
2-Matt Stankovich (jr)	Poly	12' 3"	2-Ed Cutler	Roos		2-Rich Rodriguez (jr)	Poly	12' 0"	2- Hughes	Frem	11' 6"
2-William Rinehart	tie Linc	12' 3"	3-Bill Sefton (jr)	Poly		3-Max Luna	Linc	11' 9"	2-Al Boye	ManA	11' 6"
4-Bob Sexton	Jeff	12' 0"	3-Walt Hoefflin	tie Lang		4- Zippi	Frem	11' 6"	4-Bob Green	Fran	11' 0"
5-Harry Baskerville	tie ManA	11' 9"	3- Childreth	tie Belm		4-Joe Savoian	Garf	11' 6"	4- Smith	Frem	11' 0"
5-Lorry Rothert	tie Lang	11' 9"	3-Jack Crofts (jr)	tie Lang		4-George Salih	Garf	11' 6"	4- French	Frem	11' 0"
5-Ed Vaccariello	tie Hlwd	11' 9"	3-Fred Ota	tie ManA		4- Crowley	Hlwd	11' 6"	4- Mason	Frem	11' 0"
5- Gustafson	tie Jeff	11' 9"	3-Harry Feinberg	tie Roos		4- Coons	Jeff	11' 6"	4-Len Platt	Lang	11' 0"
			3-Claudis Troy	tie Poly		4-Martin Keefer	Lang	11' 6"	4-Bob Miller	Lang	11' 0"
						4- Prokop	Poly	11' 6"	4-Jack Sloan	Poly	11' 0"

1930 Minor League			1932			1925 Minor League			1929 Major League		
1-Loren Williams	Frem	#12' 1.25"	1-Bill Sefton	Poly	#13' 5.25"	1-Leon Scott (jr)	Roos	#19' 11 "	1-Johnny Johnson	Lang	21' 8.25"
2-Lloyd Bolles	Frem	11' 9"	2-Justin McCarthy (jr)	Frem	12' 8"	2- Pomey	Frem		2-Marvin Crawford (jr)	Lang	21' 7.50"
2- McCartney	tie Frfx	11' 9"	2-Dessery Rossiter	ManA	12' 8"	3-Doyne Erwin	Belm		3-D Atwood	Linc	21' 6.50"
2- Roberts	tie Frfx	11' 9"	4-Ralph McBride	ManA	12' 4"	4- Price	Frfx		3-G Martin	Poly	21' 3.25"
2-Gwynne Bland	tie Belm	11' 9"	5-Dick Valentine	ManA	12' 0"				4-Wells Ruby	Hlwd	21' 2"

1911			1912			1913			1914		
1-Walter Brewer	Lang	19' 4"	1-Meredith Goodwin(jr)	Hlwd	22' 3"	1-Meredith Goodwin	Hlwd	21' 6.75"	1-Longdon Smead	ManA	20' 10"
2- Layne	Poly		2-Don Stewart (fr)	ManA		2- Langdon Smead (jr)	ManA		2- Postell	Hlwd	
3- Randolph	Hlwd		3-Fred Brooks	Lang		3- Smith	ManA		3- Finch	ManA	

1915			1916			1917			1918		
1-Gene Davis (so)	Poly	20' 2.50"	1-Harry Lamport	ManA	21' 7"	1-Gene Davis	Poly	#22' 0"	1-George Schiller	Poly	20' 3.12"
2-Don Stewart	ManA		2-Gene Davis (jr)	Poly		2- Lohman	Hlwd		2-Bob Schlaudeman	*Pas	
3- Bryant	Hlwd		3-Karl Haberlein (jr)	tie ManA		3-Karl Haberlein	ManA		3-Dick Andrews	*LBP	
4- Shafer (jr)	Lang		3-Donald Abercrombie	tie ManA		4-Ed Zuchelli	ManA		4-Clarence Cooley	ManA	

1919			1920			1921			1922		
1-Louis Minsky	*Pas	20' 4"	1-Bob Sencerbox (fr)	Linc	#19' 9.25"	1-Bob Sencerbox (so)	Linc	20' 9.25"	1-Bob Sencerbox (jr)	Lang	21' 2."
2-Chester Sherman	Lang		2-Henry LeFebvre	*LBP		2-Clyde Harrrell	Hlwd		2-Sid Meeks (jr)	Hlwd	
3-Gordon Shoaf	Lang		3-Dick McRae	Lang		3-John Terry	Hlwd		3-Floyd LaVerne	Linc	
4-Roy Baker	*LBP		4-Leighton Dye	ManA		4-Flovd LaVerne (jr)	Linc		4-Frank Noyes	Lang	


1923			1924			1925 Major League			1926 Major League		
1-Sid Meeks	Hlwd	21' 7.50"	1-Lee Barnes	Hlwd	21' 11.50"	1-Walter Rehwald (jr)	Linc	22' 0.25"	1-Ed Sullivan	Lang	#22' 7.50"
2- Hurlie	*Pas		2-Leonard DeMiceli(jr)	ManA		2-Ed Sullivan (jr)	Lang		2-Walter Rehwald	Linc	
3-Gidding Slater	Lang		3-Henry Coggeshall	Poly		3-Leonard DeMiceli	ManA		3-Al Lefebvre (jr)	ManA	
4-Lee Barnes (jr)	Hlwd		4-Walter Rehwald (so)	Linc		4-Fred Zombro	Hlwd		4-Jim Meeks (jr)	Hlwd	
5- Trask	Hlwd		5-Charles Rahl	Poly		5-Jack Todd	Frn		5-Sylvonne Creecy (so)	Jeff	

1927 Major League			1928 Major League			1929 Minor League			1930 Major League		
1-Al Lefebvre	ManA	21' 10"	1-Sylvonne Creecy	Jeff	22' 4.50"	1-Walter Townes (jr)	Roos	19' 9.50"	1-Sam Gettys	Fran	22' 0.25"
2-Sylvonne Creecy (jr)	Jeff		2-Barrett Conger	Lang	22' 1"	1-George Williams	Belm	19' 9.50"	2-Marvin Crawford	Lang	21' 9.50"
3-Leonard Bice	Hlwd		3- Rousseau	Lang	21' 8"	3-Leon Scott	Roos		3-Sam Rankin	Frem	21' 3.50"
4-Seymour Thompson	Lang		4-Laurie Vejar	Hlwd	21' 1.25"	4-Frank Bowden (so)	Roos		4-Don Collins	Belm	20' 10"
5-Sellars Smith	Lang		5-Oliver Corrie	ManA	20' 9.75"	5-Solly Lewis	Roos		5-Sidney Reshes	Roos	20' 9.25"


1927 Minor League			1928 Minor League			1929 Major League			1930 Minor League		
1-Walter Townes	Roos	#20' 10"	1-Frank Bowden	Roos	#21' 10.50"	1-Bill Smith	Frfx	21' 10.50"	1-Bill Peterson	tie Frem	21' 10.50"
2-Frank Bowden (jr)	Roos		2-Robert Rice	Garf	21' 7.50"	1-Bill Peterson	Frem		3- Shelly	Frem	
3-Sidney Reshes (so)	Roos		3-James Cain	Belm		3- Reeder	tie Frem		3- Al Levine	Roos	
4- Baillie	Frfx		4-Bill Peterson (so)	Frem		5-Fernando Ramos (so)	Jeff	21' 8.62"			
5-Cecil Schnelle	Frem		5-Sidney Reshes (jr)	Roos							

1931			1932			1933			1934		
1-Don Skinner	ManA	#23' 5.62"	1-Don Skinner (jr)	ManA	22' 8.50"	1-Don Skinner	ManA	#23' 5.62"	1-Don Skinner	ManA	#23' 5.62"
2-Bill Laceyfield (jr)	Jeff	22' 8.25"	2-Jim Garazian	Poly	22' 8.25"	2-Bill Laceyfield (jr)	Jeff	22' 8.25"	2-Bill Laceyfield (jr)	Jeff	22' 8.25"
3- Duncan	Frem	21' 11"	3-Fernando Ramos	Jeff	22' 7.25"	3- Duncan	Frem	21' 11"	3- Duncan	Frem	21' 11"
4- Carasso	Frfx	21' 9.87"	4- Ardery	Frem	21' 11.25"	4- Carasso	Frfx	21' 9.87"	4- Carasso	Frfx	21' 9.87"
5-Steve Kennoy	ManA	21' 9.25"	5- Martin	Garf	21' 8.50"	5-Steve Kennoy	ManA	21' 9.25"	5-Steve Kennoy	ManA	21' 9.25"

Measurements of fractions of an inch are shown thusly:
 0.06 = 1/16" 0.37 = 3/8" 0.69 = 11/16"
 0.12 = 1/8" 0.44 = 7/16" 0.75 = 3/4"
 0.19 = 3/16" 0.50 = 1/2" 0.81 = 13/16"
 0.25 = 1/4" 0.56 = 9/16" 0.87 = 7/8"
 0.31 = 5/16" 0.62 = 5/8" 0.93 = 15/16"



Bill Fox



Cornelius Johnson

CITY LEAGUE GREATS


LOS ANGELES CITY LEAGUE TRACK & FIELD CHAMPIONSHIPS

Shot Put (12 pound)

1911		1926 Minor League	
1-Virgil Sheldon	Lang #43' 9.25"	1-Dick Killen	Frem 40' 7.50"
2-Irving Myers	Poly	2-Nelson Swartz	Belm
3-Gideon Douglass (jr)	Lang	3-Dick Secrest	Roos
1912		4-McKinney	Frem
1-Bill McFie	Lang #45' 11"	5-Ed Sylvis	Roos
2-Gideon Douglass	Lang	1927 Major League	
3-Dick Coleman	Lang	1-Al Lefebvre	ManA 48' 6"
1913		2-Bill Kuehl	Poly
1-Richardson(jr)	Hlwd 45' 8.87"	3-Harry Dillion	Jeff
2-Wood	ManA	4-Ray Morgan (so)	Poly
3-Warren Webster (jr)	ManA	5-James Cooke	Jeff
1914		1927 Minor League	
1-Richardson	Hlwd #46' 8"	1-M Brown	Univ #47' 9.75"
2-Warren Webster	ManA	2-Saul Gorss (jr)	Roos
3-Jim Blewett (fr)	ManA	3-Leon Blanchard	Roos
1915		4-Newman	FrFx
1-Jim Blewett (so)	ManA 45' 8.50"	5-May (jr)	Frem
2-George Blewett (jr)	ManA	1928 Major League	
3-Harry Lampert (jr)	ManA	1-Marvin Turner	ManA 48' 6.50"
4-Ken Brockman (so)	ManA	2-Sorenson	Poly
1916		3-Ray Morgan (jr)	Poly 47' 7.25"
1-Jim Blewett (jr)	ManA 44' 9"	4-Art Carlson (jr)	ManA
2-Ken Brockman (jr)	ManA	5-Dick Lessley (jr)	Lang
3-George Blewett	ManA	1928 Minor League	
4-Howard McCloskey	ManA	1-Saul Gorss	Roos #48' 10"
1917		2-Howard Tipton (jr)	Belm
1-Ken Brockman	ManA 46' 3.50"	3-Vince Peviani (jr)	Roos
2-Jim Blewett	ManA	4-Fred Hilker	Garf
3-John Sentous (jr)	Hlwd	5-May	Frem
4-Galen Fox	ManA	1929 Major League	
1918		1-Dick Lessley	Lang #49' 4"
1-John Sentous	Hlwd 43' 9.50"	2-Art Carlson	ManA 47' 11"
2-John Boyle (jr)	Lang	3-Carl Nenehe	Lang 47' 7"
3-Thatcher Taylor	Lang	4-Ev Campbell	Lang 46' 7"
4-Melvin Stuart	ManA	5-Art Steiner (jr)	Jeff 46' 6"
1919		1929 Minor League	
1-John Boyle	ManA 45' 5.50"	1-Aubrey Brooks	Belm #48' 11"
2-Ernst Hartman	Poly	2-Vince Peviani	Roos 44' 10"
3-Richard Sampson	Lang	2-Carl Volz	Frem 44' 10"
4-Murray Cuddeback(jr)	Poly	4-Henderson	Belm 43' 11"
1920		5-McKinney	Frem 43' 9"
1-Norm Anderson (jr)	Lang #46' 11.50"	5-Gruwell	Frem 43' 9"
2-Larry Richards	ManA	1930 Major League	
3-Ellsworth Epperson	ManA	1-Don Carter (jr)	Fran #52' 6.50"
4-Waldo Ennis	Poly	2-Dick Haman (jr)	ManA 48' 10"
1921		3-Art Steiner	Jeff 45' 8"
1-Norm Anderson	Lang #49' 2.50"	4-Louis Lazarovitz	ManA 45' 2"
2-Craig Mason	Hlwd	5-Joe Gibson	Poly 44' 4.50"
3-Ed Lynch (jr)	ManA	1930 Minor League	
4-Ev Douglas	Hlwd	1-Clarence Cooper	Belm 44' 1.75"
1922		2-Dennis	Frem
1-Ed Lynch	ManA 45' 8.50"	3-Woods	Frem
2-Max Allen	ManA	4-Harry Metlaff	Belm
3-George Dyer (jr)	Linc	4-O'Dowd	Frem
4-Art Scott	Linc	1931	
5-Al Kwasigroh (jr)	Lang	1-Don Carter	Fran 51' 10.50"
1923		2-Dick Haman	ManA 49' 5.50"
1-Jim Coyne	Hlwd 46' 9"	3-Clarence Cooper	Belm 47' 3.25"
2-George Dyer	Linc	4-Nels Larson	Poly 46' 11"
3-Al Kwasigroh	Lang	5-Frank Pastore (jr)	Linc 45' 6.25"
4-Cockburn	*Pas	1932	
5-Dick Chattin	Lang	1-Frank Pastore	Linc 50' 10"
1924		2-Alpheus DuValle	Jeff 49' 1.25"
1-Mark Lehmer	Linc 46' 3"	3-Jim Donaldson (so)	Hlwd 49' 1"
2-John Hill	Lang	4-Marvin Busby	Lang 48' 10.25"
3-Ben Gregory	Linc	5-Jimmy O'Neal (jr)	Jeff 48' 8"
4-Abe Dubin	Linc	1933	
5-Hutchings	Hlwd	1-Jim Donaldson (jr)	Hlwd #53' 3.50"
1925 Major League		2-Hoodrow Strode	Jeff 50' 0.50"
1-Paul Ennisman (jr)	ManA 46' 3.50"	3-Jimmy O'Neal	Jeff 48' 2.25"
2-Harry Edelson (jr)	Jeff	4-Gerry Dennerlin	Garf 47' 8"
3-Joe Hillman	ManA	5-Jim Rorison	ManA
3-Earl Zintgraff	tie ManA	1934	
5-Melvin Reed	Lang	1-Loren Miller	ManA 50' 11.50"
1925 Minor League		2-Sam Shillof	Frem 49' 5"
1-Leo Altschuler	Roos #41' 9.75"	3-Jim Donaldson	Hlwd 47' 7.50"
2-Dick Killen (jr)	FrFx	4-Phil Gaspar (jr)	Lang 46' 7.25"
3-Olsauga	Frem	5-Reed Trusel	Lang 45' 5.25"
4-Dick Secrest	Roos	Key to symbols:	
1926 Major League		# = bettered League Record	
1-Maury Lauterzman	Poly 49' 0.37"		
2-Harry Edelson	Jeff		
3-Don Moses	Lang		
4-Bill Kuehl (jr)	Poly		
5-Al Lefebvre (jr)	ManA		

Discus Throw (2.0 kilogram)

1911		1920	
1-Bill McFie	Lang #113' 3"	1-Chester Enders	Hlwd 113' 5.30"
2-Irving Myers	Poly	2-Norm Anderson (jr)	Lang
3-Virgil Sheldon	Lang	3-Larry Richards	Lang
1912		4-Jim Lawson	*LBP
1-Bill McFie	Lang #115' 6"	1921	
2-Earl	Hlwd	1-Norm Anderson	Lang #127' 5"
3-Dick Coleman	Lang	2-Wagner	Linc
1913		3-Monty Folts (jr)	ManA
1-Perrin	Hlwd 105' 6.50"	4-Tom Towle (jr)	ManA
2-Warren Webster (jr)	ManA	1922	
3-Earl	Hlwd	1-Judson Cornwall	Linc 110' 6"
1914		2-Tom Towle	ManA
1-Richardson	Hlwd 112' 3"	3-Burke Long	Lang
2-Warren Webster	ManA	4-Monty Folts	ManA
3-Earl	Hlwd	5-Ron Dummond (fr)	Hlwd
1915		1923	
1-Bob Stewart	ManA 110' 10.50"	1-Ray Tandy	*LBP 118' 9"
2-Earl	ManA	2-Joe Watson (jr)	ManA
3-Jim Johnson	ManA	3-Charles Wagner	Linc
4-Harry Helm	ManA	4-Ralph Blee	Poly
1916		5-John Hill (jr)	Lang
1-Ed Putney (jr)	ManA 111' 8"	1924	
2-Howard McCloskey	ManA	1-Joe Watson	ManA 119' 7"
3-G Bryant	Hlwd	2-Kerns	Fran
4-A Earl	Hlwd	3-Ron Drummond (jr)	Hlwd
1917		4-Lee Barnes	Hlwd
1-Ed Putney	ManA 110' 1"	5-Bill Bisco	Jeff
2-John Boyle (so)	Lang	1925	
3-John Sentous (jr)	Hlwd	1-Roscoe Goodcell	Poly 125' 9"
4-Lieb	Lang	2-Ron Drummond	Hlwd
1918		3-Clarke	Jeff
1-John Boyle (jr)	Lang 114' 8"	4-Paul Ennisman	ManA
2-Fouche	*Pas	5-Illengo	Linc
3-Bob Berkey	ManA	EVENT DISCONTINUED	
4-Vernon Augustine	ManA	<u>Javelin Throw (800 gram)</u>	
1919		1917	
1-John Boyle	ManA 115' 2.50"	1-Jackson	Hlwd 152' 5"
2-Sampson	Lang	2-Gene Davis	Poly
3-Gordon Shoaf	Lang	3-Jim Smith	ManA
4-Murray Cuddeback	Poly	4-Fox	ManA



CITY LEAGUE GREAT

Norm Anderson

School Abbreviations:

- Belm - Belmont
- FrFx - Fairfax
- Fran - Franklin
- Frem - Fremont
- Garf - Garfield
- Hlwd - Hollywood
- Jeff - Jefferson
- Linc - Lincoln
- Lang - Los Angeles
- ManA - Manual Arts
- Poly - Polytechnic (LA)
- Roos - Roosevelt
- Univ - University

Note: The following schools, denoted by an asterisk (*), competed in the Los Angeles City League, though not part of the Los Angeles City School System:

- *Hrv - Harvard Academy
- *LBP - Long Beach Poly
- *Pas - Pasadena
- *SDg - San Diego

CALIFORNIA STATE MEET MEDALS

Total placers (1-5) from L.A. City League 1915-1934 are shown below, along with State Meet Champions:

Event	Pl	(Ch)	Event	Pl	(Ch)
100y	18	(5)	HighJ	19	(4)
220y	18	(4)	PoleV	20	(8)
440y	29	(7)	LongJ	22	(6)
880y	11	(1)	ShotP	25	(6)
Mile	11	(1)	Disc	4	(2)
Hi.H	16	(6)	Jav	5	(0)
LowH	16	(4)	880yR	32	(16)

1976

100	1.Johnson (M)	2.Davis (D)	3.Doubley (M)	4.Hagen (L) 9.7
220	1.Davis (D)	2.Doubley (M)	3.Smith (F)	4.Hagen (L) 21.9
440	1.Smith (F)	2.Roberts (F)	3.Clark (J)	4.Black (J) 49.3
880	1.Ledet (W)	2.Williams (J)	3.Morris (F)	4.Crawford (F) 1:57.7
M	1.Leslie (L)	2.H.Frazier (F)	3.Redd (W)	4.Jones (L) 4:36.4
2M	1.H.Frazier (F)	2.Redd (W)	3.Young (L)	4.Leslie (L) 10:18.3
HH	1.McNeal (W)	2.Brown (D)	3.Harris (J)	4.Long (M) 14.7
LH	1.McNeal (W)	2.Patrick (W)	3.Caldwell (F)	4.Jackson (F) 38.0
SP	1.Smith (F)	2.Gary (W)	3.Shelley (M)	4.Joseph (M) 52-1 3\4
LJ	1.Doubley (M)	2.Scott (L)	3.Maskin (W)	4.Derrick (D) 24-0 1\2
HJ	1.Caldwell (F)	2.Williams (M)	3.Hawk (D)	4.Hughes (L) 6-6
PV	1.Fuller (F)	2.Lozano (M)	3.Williams (M)	4.Evans (W) 13-0
440RE	1.Fremont	2.Jefferson	3.Manual Arts	4.Dorsey 42.2
M RE	1.Fremont	2.Jefferson	3.Washington	4.Manual Arts 3:21.0
	1.Fremont 121	2.Manual Arts 83 1\2	3.Washington 82	
	4.Los Angeles 52 1\2	5.Jefferson 47	6.Dorsey 46	

The first part of the document discusses the importance of maintaining accurate records of all transactions. It emphasizes that every entry should be supported by a valid receipt or invoice. This ensures transparency and allows for easy verification of the data.

In the second section, the author outlines the various methods used to collect and analyze the data. This includes both primary and secondary data collection techniques. The primary data was gathered through direct observation and interviews, while secondary data was obtained from existing reports and databases.

The third section details the statistical analysis performed on the collected data. This involves the use of descriptive statistics to summarize the data and inferential statistics to test hypotheses. The results of these analyses are presented in a clear and concise manner, highlighting the key findings of the study.

Finally, the document concludes with a summary of the findings and their implications. It discusses the limitations of the study and suggests areas for future research. The author expresses confidence in the reliability of the data and the validity of the conclusions drawn.

Boys High Hurdles

High Hurdles/39" cont.

1960		1970		1980		1990	
1 Dave Bailey (jr)	Clev #14.3	1 Ed Washington	Frem 14.3	1 Sam Chance	ManA 14.34	1 Terrance Campbell	Bann 14.47
2 Lawrence Coulter	ManA 14.6	2 Ricky McCray (jr)	Cren 14.4	2 Anthony Evans	Frem 14.77	2 Curtis Hawkins	Cars 14.52
3 Sam Lewis	ManA 14.8	3 Clyde Davis	Frem 14.5	3 Fred Smith	Jeff 14.67	3 Kyle Beck	Chat 14.72
4 Posey Jordan	Univ	4 Brian Dewan	GrHl 14.6	4 Dempsey Jones	Monr 14.77	4 Raven Manager (jr)	Wash 14.80
5 Robert Minor	ManA	5 Smith	Lock 14.8	5 Kenny Newell	Chat 14.79	5 Park Long	Hami 15.10
6 Phil Marlowe	VNuy	6 Yamabe	Poly 14.9	6 Terry Brisco (jr)	Lock	6 Pierre DeRosiers (jr)	Birm 15.14
1961		1971		1981		1991	
1 Ron Stewart	Gard 14.6	1 Tony Ghazlo	Lock 14.2	1 Scott Stephens	ManA 14.52	1 Raymond Banner (jr)	Birm 14.72
2 Carl Coates	Frem 14.7	2 Ricky McCray	Cren 14.2	2 Terry Brisco	Lock 14.53	2 Pierre DeRosiers	Birm 14.80
3 Lawrence Miller	Jeff 14.7	3 Ogie Williams	Lock 14.4	3 Dave Cross	NHwd 14.65	3 Jaffers Bailey (jr)	ECam 14.89
4 Don Willis	ManA	4 Terrell Palmer	Wash 14.5	4 Terrence Collins (jr)	Univ 14.75	4 Chris Hunt (jr)	Wchr 15.13
5 Floyd Hayes	Hami	5 Avant	Hami 14.6	5 Charles Alexander	LAng 14.82	5 Mike Thomas	Dors 15.94
6 Mike LaBeau	SFer	6 Harry Frierson	Wash 14.7	6 Tyrone Landcraft	SPed 15.25	6 Chris Garcia	Monr 16.41
1962		1972		1982		1992	
1 Ron White	Dors 14.2	1 Deryl Patterson (jr)	FrFx 14.6	1 Michael Dawson	Taft 14.63	1 Drue Powell (jr)	RsdA 14.50
2 Thomas Gillette (jr)	Jeff 14.4	2 Arthur Richardson	ManA 14.8	2 Terrence Collins	Univ 14.65	2 Raymond Banner	Birm 14.51
3 Andy Anderson	Wash 14.4	3 Ted Lawler	HunP 14.9	3 Andre Lawson	Univ 14.80	3 Jaffers Bailey	ECam 14.85
4 Roger Burnett	Venc 14.7	4 Ricardo Hall	Dors 14.9	4 Dan Hurdle	SPed 14.80	4 James Brownlee	ManA 15.07
5 Ed Orr (jr)	Jeff 14.7	5 James Watson (jr)	Cren 15.1	5 James Pruitt	Jeff 15.00	5 Chris Hunt	Wchr 15.29
6 Walter Maxie	Frem 14.8	6 Ted Knighten (jr)	Frem 15.2	6 Frederick Adams	Bann 15.04	6 Quincy Wright	Dors 15.35
1963 (wind-aided)		1973 (wind-aided)		1983 (wind -2.3 mph)		1993	
1 Thomas Gillette	Jeff 13.9	1 Ted Knighten	Frem 13.8	1 Anthony Reynolds	Frem 14.56	1 Drue Powell	RsdA 13.99
2 Ed Orr	Jeff 14.0	2 Randall Jeffrey	LAng 14.1	2 Edwin Phillips	Dors 01.45	2 Danny Haag (jr)	GrHl 14.49
3 Ron Copeland	Dors 14.3	3 James Watson	Cren 14.4	3 Kirk Williams	Poly 01.51	3 Charlton Jordan	Wash 14.95
4 Paul Kerry	Wash 14.5	4 Deryl Patterson	FrFx 14.4	4 Mario Quintero	EagR 15.28	4 Dejean Hester	Dors 15.14
5 Bob Jones	EagR 14.5	5 Ernest Crow (jr)	SPed 14.4	5 Rick Solorio	Garf 15.37	5 Roy Edward	Lock 15.15
6 Dave Felton (jr)	Chat 14.7	6 Henderson Lemon	Roos 14.5	6 Anthony Hemmons	Frem 15.38	6 James Lincoln	Birm 15.19
1964		1974		1984 (wind -0.57 mph)		1994	
1 Phil Ferro	Clev 14.4	1 Ken Smith	Gard 14.5	1 Anthony Reynolds	Jord 14.28	1 Danny Haag	GrHl 14.31
2 Dave Felton	Chat 14.5	2 Ernest Crow	SPed 14.6	2 Kevin Young	Jord 14.32	2 Anthony Mabry	Dors 14.84
3 Garland Burrell (jr)	Wash 14.7	3 Antovaine Richardson (jr)	GrHl 14.7	3 Derrick Amos	Frem 14.44	3 Paul Kokorowski	ECam 15.09
4 George Martinez	Bann 15.0	4 Lindon Crow	Taft 14.7	4 John Anderson	SFer 14.64	4 Jason Lewis (jr)	FrFx 15.10
5 Victor Ransom	Wash	5 Dave Johnson	Chat 14.8	5 Bernard Jones (jr)	Cren 14.96	5 Emile Williams	Cars 15.15
6 Clyde Gibbs	SPed	6 Ronnie Lee	Wchr 14.8	6 Damon Shows	Bann 15.05	6 Marvin Powell (jr)	Birm 15.29
1965		1975		1985 (wind -2.5 mps)		1995 (wind +0.71mps)	
1 Garland Burrell	Wash 14.8	1 Ron Glenn (jr)	Lock 14.4	1 Ray Dumas	Dors 14.57	1 Ryan Jones	NHwd 14.62
2 Bill Persons	SFer 14.9	2 Silas Loveless	Cars 14.4	2 Bernard Johnson	Cren 14.68	2 Kabeer Smith	Cren 14.90
3 Jan Hunter	Dors 15.0	3 Antovaine Richardson	Gard 14.5	3 Darryl Johnson	Wash 14.86	3 Marvin Powell	Birm 15.01
4 Don Parish (jr)	Dors 15.0	4 Miguel Torres	HunP 14.5	4 Phil Vinson	Hami 14.95	4 Bernard Ellis	Cren 15.06
5 Kenneth Callihan	Dors	5 Anthony Young	Frem 14.6	5 Arvis Green	GrHl 15.18	5 Jason Lewis	FrFx 15.12
6 Mike Jeter (so)	Gard	6 Fred Ward	ManA 14.7	6 Lyndon Earley	Gard 15.19	6 Steve Williams	SFer 15.25
1966		1976		1986 (wind -0.74 mps)		1996	
1 Don Parish	Dors #14.0	1 Ron Glenn	Lock #13.9	1 Walter Harris	Bann 14.64	1 Sharif Paxton (jr)	Cren 14.02
2 Mike Jeter (jr)	Gard 14.1	2 Charles White	SFer 14.1	2 Shelton Boykin(jr)	SFer 14.69	2 Derrick Johnson	Cars 15.33
3 Marvin Montgomery	Sylm 14.7	3 Curtis Perry (jr)	Bann 14.2	3 Darrick Davis	FrFx 14.77	3 Stevonne Smith (jr)	Univ 15.47
4 Ricard Madrid	Fran 14.9	4 Alan Jackson	Gard 14.3	4 Henry Bausley	Uni 14.90	4 Charlie Coronado	VerH 15.60
5 Herman Franklin	Jord 15.0	5 Mike Kelly	Narb 14.4	5 Tommy Jackson	Dors 14.94	5 Donye Smith	Hami 15.63
6 Arthur Collier	Jeff 15.1	6 Edward Williams (jr)	SGat 14.5	6 Tom Lynch	RsdA 14.96	6 Kenneth Ley	Kenn 15.88
1967		1977 (adjusted by photo)		1987		1997	
1 Mike Jeter	Gard 14.3	1 Philip Johnson (jr)	Gard 14.1	1 Shelton Boykin	Wash 13.84	1 Sharif Paxton	Cren 14.06
2 Randy Holt (jr)	SGat 14.5	2 Curtis Perry	Bann 14.4	2 Ron Copeland (jr)	Dors 13.88	2 Stevonne Smith	Univ 14.70
3 Jerrol Dolphin	Dors 14.8	3 Walt Corley	Clev 14.5	3 Darryl Lockett	Dors 14.55	3 Terry Ellis (so)	Dors 14.72
4 Ralph Mann	Cars 14.9	4 Tonie Campbell (jr)	Bann 14.5	4 Teddy Yu	Birm 14.61	4 Greg Lee (so)	Dors 14.74
5 Michael Jones	Belm 14.9	5 Edward Williams	SGat 14.6	5 Ken Hall	Univ 14.68	5 Mohammed Ahmed	Birm 14.99
6 Wayne Chatman	Dors 15.0	6 Verlon Redd (jr)	Cren 14.7	6 Jeff Ricks	RsdA 14.92	6 Jason Wheeler (jr)	Frem 15.56
1968		1978		1988 (wind -0.45 mps)		1998 (wind-aided +2.4 mps)	
1 Charles Rich (jr)	LAng #14.1	1 Philip Johnson (jr)	Gard #13.64	1 Bryan Addison	Chat 14.50	1 Greg Lee (jr)	Dors 13.92
2 Randy Holt (jr)	SGat 14.3	2 Tonie Campbell	Bann 13.88	2 Sylvester Barron	Cren 14.51	2 Terry Ellis (jr)	Dors 13.98
3 Frank Brown	Gard 14.4	3 Verlon Redd	Cren 14.41	3 Aaron Campbell	Garf 14.82	3 Devery Hughes	Frem 14.44
4 Lance Babb	Dors 14.4	4 Darryl Davis	Bann 14.64	4 Aaron Lacy (jr)	Gard 14.90	4 Gary Love	Jeff 14.47
5 Donald Gray	SPed	5 Victor Ricks	Pali 14.94	5 Jeff Judge	Narb 14.96	5 Gerard Webster (jr)	ManA 14.83
6 Jonathon Wellington	Dors	6 Mavrick Glover	FrFx 15.2	6 Darrell Smith	Narb 15.24	6 Chris Morgan (fr)	Taft 14.88
1969		1979		1989 (wind -1.1 mps)		1999 (wind -2.3 mps)	
1 Charles Rich	Wash 14.7	1 Danny Bradford	SPed 14.3	1 Curtis Hawkins jr)	Cars 01.47	1 Terry Ellis	Dors 14.14
2 Dana Echols	SGat 14.5	2 Kenneth Fisk	Dors 14.3	2 Keary Johns	SFer 01.48	2 Greg Lee	Dors 14.50
3 Delaro Robinson	Lock 15.1	3 Anthony Evans (jr)	SGat 14.5	3 William Childs	RsdA 01.49	3 Chris Morgan (so)	Taft 14.52
4 Gary Nugent	Hami 15.1	4 James Avery	Poly 14.6	4 Carlos Celosia (jr)	Cars 01.50	4 Gerard Webster	ManA 15.02
5 Joaquin Pendleton	Hlwd 15.1	5 Austin Shanks (jr)	SFer 14.6	5 Anderson Crenshaw	Frem 01.51	5 Kenneth Thomas (so)	Gard 15.16
6 Ed Johnson	SGat	6 Dempsey Jones (jr)	Monr 14.7	6 Dante Jackson	Clev	6 Keenan Jackson (jr)	Chat 15.17

Boys Low / Intermediate Hurdles

180 yd. Low Hurdles/30" cont.

300 meter Low Hurdles/30"

1960			1970			1980			1990		
1 John Nuby	LAng	19.3	1 Larry Phillips	Frff	19.4	1 Austin Shanks	SFer	36.86	1 Kyle Beck	Chat	38.75
2 Randy Tave	Dors	19.5	2 Doug Odell	EagR	19.5	2 Kenny Newell	Chat	37.64	2 Tristin Singleton	Cren	39.18
3 Leroy Thomas	Belm		3 Ed Washington	Frem	19.6	3 Sidney Thompson	Bann	37.76	3 Terrance Campbell	Bann	39.58
4 Mike Tisdale	SFer		4 Clyde Davis	Frem	19.6	4 Randall Baker	Wash	38.11	4 Matt Roderick	VNuy	40.22
5 Dave Bailey	Clev		5 Ricky McClay (jr)	Cren	19.8	5 Fred Smith	Jeff	39.18	5 Park Long	Hami	40.64
6 L.B. Boydston	Bann		6 Martin Herring	SFer	19.9	6 Terry Brisco	Lock	39.50	6 Ted Chu (jr)	Univ	41.11
1961			1971			1981			1991		
1 John Duda	Fran	19.4	1 Greg Goodman	Taft	19.6	1 Jeff Bray	Univ	37.73	1 Damon Fox	Frem	38.38
2 Donald Willis	ManA	19.7	2 Robert Popovich	Univ	19.7	2 Kenny Allen	Wash	37.81	2 Alvin Edington	CanP	39.00
3 Dennis Firestone	Grnt		3 Ogie Williams	Lock	19.8	3 Dave Cross	NHwd	37.96	3 Darnell Hendricks	Taft	39.34
4 Howard Holt	Dors		4 Gary Carter	LAng	19.8	4 Bill Hornbeck	SFer	38.04	4 Helmer Vallejos (jr)	Belm	39.99
5 Walter Maxie (jr)	Frem		5 Harry Frierson	Wash	19.9	5 Lawrence Henderson (jr)	SGat	38.32	5 Samuel Napier	Cren	40.52
6 Smith	Narb		6 Reyes	RsdA	19.9	6 Curtis Williams	Jord	38.84	6 Jason Gibbs	VNuy	41.01
1962			1972			1982			1992		
1 Ron White	Dors	19.9	1 Ted Lawler	HunP	19.8	1 Darnell Christman	Lock	37.38	1 Chris Hunt	Wchr	38.75
2 Kenneth Lyle	ManA	19.9	2 Darryl Gaines	Pali	19.9	2 Lawrence Henderson	SGat	37.41	2 Helmer Vallejos	Belm	39.06
3 Andy Anderson	Wash	20.0	3 Jack Mosby (jr)	LAng	19.9	3 Donald Young	NHwd	37.57	3 Michael Johnson	Chat	39.47
4 George Martinez (so)	Bann	20.2	4 Ricardo Hall	Dors	19.9	4 James Fruitt	Jeff	38.02	4 Charlton Jordan (jr)	Wash	39.77
5 Bob Jones (jr)	EagR	20.5	5 Gary Pownall	Wchr	20.0	5 Kenny Howard	Wash	38.31	5 James Brownlee	ManA	40.19
6 Roger Burnett	Venc	20.6	6 Ronald Reed	Cars	20.2	6 Andre Lawson	Univ	38.49	6 Drue Powell (jr)	RsdA	41.29
1963			1973			300 m Intermediate Hurdles/36"			1993		
1 Ed Orr	Jeff	19.5	1 Randall Jeffrey	LAng	19.4	1 Darnell Christman	Lock	#36.79	1 Charlton Jordan	Wash	38.71
2 Vernon James	ManA	19.5	2 Ken Hinton	Gard	19.6	2 John Anderson (jr)	SFer	37.32	2 Jason Brownlee (jr)	Hami	38.78
3 Paul Kerry	Wash	19.6	3 Jack Mosby	LAng	19.7	3 Kevin Dangerfield	Belm	37.82	3 Roberto Gutierrez	Bann	39.43
4 Harold Moret	ManA	20.0	4 Deryl Patterson	Frff	20.0	4 Gary Hein	Taft	38.11	4 Danny Haag (jr)	GrHL	39.80
5 Ron Peterson	SGat	20.0	5 James Sarpy (jr)	SFer	20.0	5 Warren Jackson	Birm	38.42	5 Anthony Mabry (jr)	Dors	40.26
6 Bob Jones	EagR	20.1	6 Steve Boyle	Cars	20.3	6 Anthony Reynolds (jr)	Frem	38.76	6 David Kreider	CanP	40.40
1964			1974			1984			1994		
1 George Martinez	Bann	19.3	1 John Foye	Lock	19.1	1 Anthony Reynolds	Frem	37.08	1 Jason Brownlee	Hami	37.32
2 Richard Martin	Frem	19.4	2 Antowaine Richardson (jr)	Gard	19.7	2 Kevin Young	Jord	37.54	2 Jason Lewis (jr)	Frff	38.58
3 Dave Pelton	Chat	19.4	3 Ronnie Lee	Wchr	19.8	3 Damon Shows	Bann	38.36	3 Danny Haag	GrHL	38.75
4 Jerome Payne	Jeff	19.8	4 Ken Smith	Gard	19.8	4 John Anderson	SFer	38.68	4 Bernard Ellis (jr)	Cren	39.76
5 James Braxton	Bann		5 Aaron Bowers	Hami	19.9	5 Richard Kors	ECam	39.07	5 Ryan Jones (jr)	NHwd	40.27
6 Darrell Brooks	*Ris		6 James Sarpy	SFer	19.9	6 Lyndon Earley (jr)	Gard	40.65	6 Anthony Mabry	Dors	40.31
1965			330 m Low Hurdles/30"			1985			1995		
1 Bill Persons	SFer	19.8	1 Joe Hicks	SPed	37.7	1 Walter Harris (jr)	Bann	37.75	1 Jason Lewis	Frff	37.89
2 Garland Burrell	Wash	19.9	2 Sam Turner	Lock	37.7	2 Lyndon Early	Gard	38.36	2 Ryan Jones	NHwd	38.71
3 Don Parish (jr)	Dors	20.0	3 Antowaine Richardson	Gard	37.7	3 Arvis Green	GrHL	38.47	3 Bernard Ellis	Cren	38.99
4 Jan Hunter	Dors	20.1	4 Anthony Young	Frem	37.9	4 Sean Garcia	Mrsh	38.88	4 Alex Tlatenchi	Garf	39.51
5 Mike Jeter (so)	Gard		5 Eric McNeal	Wash	37.9	5 Freddy Leslie (jr)	Wash	39.04	5 Rasool Raheem	Clev	40.05
6 Greg Buchanan	Birm		6 Miguel Torres	HunP	38.2	6 Jerry Gilmore (jr)	Poly	40.02	6 William Garcia	Birm	40.60
1966			1976			1986			1996		
1 Don Parish	Dors	19.1	1 Charles White	SFer	#36.0	1 Darryl Lockett (jr)	Dors	37.82	1 Domonik Moorer	Lock	39.58
2 Tom Reese	HunP	19.2	2 Rich Hohmann (jr)	Taft	37.5	2 LaVelle Parker	Hami	38.35	2 Charles Anthony	Narb	39.92
3 Mike Jeter (jr)	Gard	19.4	3 Craig Watanabe	Univ	37.8	3 Sean Johnson	NHwd	38.82	3 Jonathan Pigford	ManA	40.12
4 Robert Sanders	HunP	19.6	4 Ron Glenn	Lock	38.5	4 Tommy Jackson	Dors	38.92	4 Trevon Howard	Hami	40.64
5 Wayne Rogers	Jeff	19.6	5 Leonard Jeffers	Gard	38.8	5 Jerry Gilmore	Poly	39.97	5 Armone Lochard	RsdA	40.77
6 Herman Franklin	Jord		6 Thomas Jordan	Venc	38.8	6 Henry Bausley	Univ	39.98	6 Donye Smith	Hami	41.05
1967 (curve)			1977			1987			1997		
1 Mike Jeter	Gard	#18.8	1 Curtis Perry	Bann	36.6	1 Shelton Boykin	SFer	37.47	1 Stevonne Smith	Univ	38.79
2 John Mordella	Birm	19.3	2 Rich Hohmann	Taft	36.9	2 Bryan Addison (jr)	Chat	38.52	2 Greg Lee (so)	Dors	39.07
3 Wayne Collett	Gard	19.5	3 Malcolm Moore (jr)	SFer	37.8	3 Henry Coleman (jr)	ManA	38.53	3 Terry Ellis (so)	Dors	39.22
4 Randy Holt (jr)	SGat	19.9	4 Vince Simmons	Taft	37.8	4 Ron Copeland (jr)	Dors	38.54	4 Mohammed Ahmed	Birm	39.52
5 Ralph Mann	Cars	20.0	5 Dwayne Wycoff (jr)	Monr	38.3	5 Darryl Lockett	Dors	38.54	5 Kori Dickerson	Wash	40.59
6 David Smith	Wash	20.1	6 Nathan Borden	Belm	38.6	6 Abdul Harris	Cars	39.38	6 Jashon Wheeler (jr)	Frem	41.36
1968			1978			1988			1998		
1 Lance Babb	Dors	19.6	1 Dwayne Wycoff	Monr	37.12	1 Bryan Addison	Chat	37.80	1 Greg Lee (jr)	Dors	38.11
2 Charles Rich (jr)	SFer	19.7	2 Tonie Campbell	Bann	37.31	2 Sylvester Barron	Cren	37.93	2 Terry Ellis (jr)	Dors	38.45
3 John Wellington	Dors	19.9	3 Myron Love	Bell	37.41	3 Jeff Judge	Narb	38.94	3 Devery Hughes	Frem	38.70
4 Randy Holt	SGat	20.0	4 Malcolm Moore	SFer	37.82	4 Aaron Lacy (jr)	Gard	39.12	4 Micah Arnold	Kenn	39.47
5 Gary Fleming (jr)	ManA	20.0	5 Dwayne Wilson	Cars	38.17	5 Andrew Ramirez	Bann	39.27	5 Robert Garcia (jr)	SGat	39.84
6 David Clay (jr)	Hami	20.1	6 Darryl Davis	Bann	38.34	6 Charles Hudson (jr)	Wash	39.59	6 Gary Love	Jeff	40.18
1969			1979			1989			1999		
1 Charles Rich	Wash	#18.8	1 James Avery	Poly	38.18	1 Christopher Roulier	Cars	38.53	1 Greg Lee	Dors	38.61
2 Steve Holden	Gard	18.8	2 Bobby Deary	Lock	38.27	2 Anderson Crenshaw	Frem	39.23	2 Terry Ellis	Dors	38.65
3 George Washington	Dors	19.1	3 Kenneth Fish	Dors	38.47	3 Carlos Celosia (jr)	Cars	39.58	3 Robert Garcia	SGat	38.93
4 James Tolbert	Lock	19.4	4 Harvey Henry	Chat	38.59	4 Phillip Simpson	Dors	39.63	4 Che Berry	Cars	39.64
5 Earl Atkins	Lock	19.4	5 Austin Shanks (jr)	SFer	38.86	5 Albert Avalos	Bell	39.73	5 Michael Adams	Taft	39.83
6 David Clay	Hami	19.5	6 David Williams	Gard	29.39				6 Richardo Gutierrez (jr)	SGat	40.10

Boys High Jump

High Jump

Year	Rank	Name	Place	Height	Year	Rank	Name	Place	Height	Year	Rank	Name	Place	Height					
1935	1	Jim McDaniel	ManA	6'03.00"	1942	1	Bob Zaleska	Frem	6'03.00"	1949	1	Norm Woods	Jeff	6'03.00"					
	t2	Alexander	*BVH	6'02.00"		2	Hal Capers	Jeff	6'02.00"		t2	Manuel Ronquillo	Roos	6'02.00"					
	t2	Bob Frey (so)	Fran	6'02.00"		t3	Jim Thornburg	EagR	5'11.00"		t2	Bob Daligney (so)	Narb	6'02.00"					
	t4	John Blaikie (jr)	Fran	6'01.00"		t3	Raymond Isum	ManA	5'11.00"		t4	Dick Sinclair (jr)	Wash	5'11.00"					
	t4	Cory	Hami	6'01.00"		t3	Wallace	Garf	5'11.00"		t4	Tom Ume (jr)	Venc	5'11.00"					
t4	Howard Dey	ManA	6'01.00"	1943	1	Norm Shivers (jr)	Roos	6'02.00"	t5	Perry Williams	Jord	5'10.00"	t4	Bob Ford	ManA	5'10.00"			
t4	Doyle Nave	ManA	6'01.00"		2	Harry Wells	Jeff	6'01.00"	t5	Mike Moore	Narb	5'10.00"	t4	Tom Owens (jr)	CanP	5'10.00"			
1936	1	Chauncey Swinehart (jr)	Hami		6'01.75"	t3	Ernie Johnson	SGat	5'11.00"	1950	1	Dick Sinclair	Wash	6'03.00"	1955	1	Bob Kirby	Bann	6'02.00"
	2	John Blaikle	Fran		6'01.75"	t3	Jack Shine (jr)	SGat	5'11.00"		2	Hal Miller	LAng	6'02.00"		t2	Bob Dixon	Jeff	6'00.00"
	3	Douglas Grant	LAng		6'01.75"	t3	Moore	Univ	5'10.00"		3	Bob Faucett	Wash	6'01.00"		t2	Net Finney	Jord	6'00.00"
	t4	Algy Landry	Jeff	6'01.75"	t3	Carlson	Hami	5'10.00"	t4		Tom Hume	Venc	6'00.00"	t4		Carles Smith	Jord	5'10.00"	
	t4	Stanton	Jord	6'01.75"	t3	Waterman	NHwd	5'10.00"	t4		Bob Daligney (jr)	Narb	6'00.00"	t4		Asbury Nelson	Jord	5'10.00"	
t4	Owen Blanchard	Fran	6'01.75"	t3	Smith	*Ris	5'10.00"	6	Doug Eppright	Jeff	5'10.00"	t4	Bob Ford	ManA	5'10.00"				
t4	Kelly	Hami	6'01.75"	1944	t1	Jack Shine	SGat	6'01.75"	1951	1	Alton Hamilton	Jord	6'05.25"	t6	Ben Grundy	Jord	6'00.25"		
t4	Robert Stellon	Bell	6'01.75"		t1	Benni Nelson (jr)	Jeff	6'01.75"		t2	Ernie Shelton	Wash	6'03.50"	t6	Gordon Bunting	Jord	6'00.25"		
t4	Duvall	*Ris	6'01.75"		3	John Finney (jr)	Jord	6'00.00"		t2	Bob Daligney	Narb	6'03.50"	t6	McBride	NHwd	6'00.25"		
1937	1	Bob Frey	Fran		6'03.87"	t4	Norm Shivers	Roos		5'11.00"	t4	Dick Sinclair	Wash	6'01.00"	1	Rudd Schoeffel	NHwd	6'04.00"	
	2	Chauncey Swinehart	Hami		6'02.75"	t4	Sylvester Bell	Jeff		5'11.00"	t4	Neal Collins	Frem	6'01.00"	2	Norman Grundy	Jord	6'02.00"	
	t3	Searles Tally (jr)	LAng	6'01.75"	1945	1	Lionel Dover	Univ	6'02.00"	t6	Robert Fairchild	Jeff	6'00.00"	t3	N.L. Bradley (jr)	ManA	6'01.00"		
	t3	Don Phillips	LAng	6'01.75"		2	Benni Nelson	Jeff	6'01.00"	t6	Floyd Jeter (jr)	Roos	6'00.00"	t3	Carl Burnett	Jeff	6'01.00"		
	t3	Louis Rodriguez	LAng	6'01.75"		t2	Henry Wray (jr)	NHwd	6'01.00"	4	Joel Wyrick	Jeff	6'01.00"	t3	Art Wilson	Frem	6'01.00"		
t3	Vernon Higbee	SPed	6'01.75"	t2		John Finney	Jord	6'01.00"	t5	Nick Dyer	Dors	6'00.00"	t6	Tom Dumas	Birm	6'00.00"			
t3	Bob Safrenek	Roos	6'01.75"	5		Melvin Embree	Poly	6'00.00"	t5	Earl Robinson	Jeff	6'00.00"	t6	Ivory Howard (jr)	Jeff	6'00.00"			
t3	John Mandic	Roos	6'01.75"	1946	1	Ed Young (so)	Jeff	6'02.12"	1	LaVern Smith	Jeff	6'06.25"	t6	John Gaustad (jr)	Univ	6'00.00"			
1938	1	Searles Tally	LAng		6'04.00"	2	Boles (jr)	Gard		t2	Floyd Jeter	Roos	6'02.00"	1958	t1	Frank Thomas	Jeff	6'01.00"	
	t2	Bill Stewart (jr)	*Tor		6'02.25"	t3	Henry Wray	NHwd		t2	Carey Black	Frem	6'02.00"		t1	Ivory Howard	Jeff	6'01.00"	
	t2	Bill Ard	Wash		6'02.25"	t3	Arnie Klein	Roos		t2	Joel Wyrick	Jeff	6'01.00"		t1	Carl Burnett	Jeff	6'01.00"	
	t2	Paul Shoaff	Jord		6'02.25"	t3	Charles Woods	Jord		4	Joel Wyrick	Jeff	6'01.00"		t4	N.L. Bradley	ManA	6'00.00"	
	t2	Tom Pollard (jr)	Jeff	6'02.25"	6	Lester Mysart	Jeff		t5	Nick Dyer	Dors	6'00.00"	t4		Alex Dersheimer	-Dors	6'00.00"		
1939	1	Bill Stewart	*Tor	6'04.62"	1947	1	Ed Young (jr)	Jeff	6'02.00"	1	Ed Jackson (jr)	Venc	6'02.00"	t4	John Beard	Venc	6'00.00"		
	t2	Kenneth Watkins (jr)	Jord	6'01.00"		2	Boles	Gard	6'00.00"	2	James Smith	ManA	6'01.00"	t4	Henry Bernard	Linc	6'00.00"		
	t2	Tom Pollard	Jeff	6'01.00"		t3	Norm Woods (so)	Jeff	5'10.00"	t2	Charles Dumas (so)	Jeff	6'01.00"	t4	Denny Fresenius	Narb	6'00.00"		
	t2	Bill Smith (so)	Belm	6'01.00"		t3	Mitchell	Roos	5'10.00"	4	Ron Fleming	SFer	6'00.00"	1959	t1	Henry Watson	Jeff	6'00.25"	
	t2	Connor White (so)	Belm	6'01.00"		t3	James Howard	Jeff	5'10.00"	t5	Bob Kinder	Mrsh	5'11.00"		t1	Joe Caldwell	Frem	6'00.25"	
1940	t1	Connor White (jr)	Belm	6'02.00"	t3	John Lindskog	Fran	5'08.00"	t5	Melvin Riggins	ManA	5'11.00"	t1		John Price	Jeff	6'00.25"		
	t1	Bill Smith (jr)	Belm	6'02.00"	t3	Dick Rhinehardt (jr)	Roos	5'08.00"	1954	1	Ed Jackson	Venc	6'03.00"		t1	Cliff Felice	Mrsh	6'00.25"	
	t3	Bill Browne	Dors	6'00.00"	1948	1	Ed Young	Jeff		6'04.00"	2	James Kimball	Jord		6'02.00"	t5	Edward Collin	Roos	5'09.25"
	t3	Weaver Hess	HunP	6'00.00"		t2	Carles Howard	Jeff		6'03.00"	t2	Al Slider	Jeff	6'02.00"	t5	Art Katz (jr)	Wchr	5'09.25"	
	t3	Kenneth Watkins	Jord	6'00.00"		4	Elmer Murray	Jord		6'02.00"	t2	John Thomas	Jeff	6'02.00"	t5	Thomas Howard (jr)	Jeff	5'09.25"	
t3	Jack Addison	EagR	6'00.00"	t5		Leonard Clements	Dors	6'01.00"		t5	Al Morris	ManA	6'01.00"	t5	Karran Wright	Poly	5'09.25"		
1941	t1	Bill Smith	Belm	6'05.00"		t5	Warren Shelton	Wash	6'01.00"	t5	Bob Hone	ManA	6'01.00"	t5	Raul Flores	Bann	5'09.25"		
	t1	Connor White	Belm	6'05.00"	Key to symbols:	t = tie for places listed	<hr/> City Championships Record ## = mark bettered listed	1960 1 Joe Caldwell Frem 6'05.25" 2 Art Katz Wchr 6'03.25" t3 Susuno Ito (jr) Narb 6'02.25" t3 Thomas Howard Jeff 6'02.25" t3 Bernard Adams Frem 6'02.25" t3 Cameron Pedego Clev 6'02.25" t3 Jerry Thomas Belm 6'02.25"											
	3	Tom Plamer	Dors	6'04.00"															
	t4	Ray Watson	Roos	6'03.00"															
	t4	Hal Capers (jr)	Jeff	6'03.00"															

Tie-breaking rules began to be implemented at the interscholastic level in 1969, to break the "log-jam" of deadlocks in the vertical jumping events. First, those who cleared the tied height in the earlier of three attempts were given preference of placing. Later, even these ties were broken with the introduction of "countback" rules in which all misses, throughout the whole competition, to break ties for all places. On occasion, for qualifying purposes and to

Landing pits, in the years before and during the second world war, were a mixture of sawdust with dirt or sand, which necessitated a three-point landing (two feet and a hand) to avoid injury. The Western Roll, in which the hip of the take-off leg came nearest the bar, was favored at this time. After the war, high schools began to purchase more sawdust (or wood shaving) to provide a much softer landing area. More jumpers began to use the "Straddle" style of jumping, clearing the cross-bar face down, with the abdomen nearest the bar (actually rolling around the bar), and landing on the side or even the back. With advent of foam rubber pits in the early 1970's, jumpers began to use the "flop" technique, with the back closest to

City Section Championships Medallists Leading Schools (1935-1999) High Jump

Jefferson 39 (14 champions), Gardena 23 (3), Fremont 22 (7), Jordan 14 (8), Manual Arts 17 (1)

CALIFORNIA STATE MEET MEDALLISTS - High Jump

Total Placers (first thru sixth) 1915-1999 = 79 Champions = 15-1921-Al Fisher (Linc), 1923-Harold Turner (Hlwd), 1925-Henry Coggeshall (Poly), 1926-Olympus Carter (Jord), 1932 & 1933-Cornelius Johnson (LAng), 1947 & 1948-Ed Young (Jeff), 1949-Norm Woods, 1956-Curtis Chappell (Jeff), & Robert Sims (Jord) co-champions, 1972-Otis Burrell (Jeff), 1975-Johnny Washington (Frem), 1980-Greg Debby (Cren), 1999-Jeff Nadeau (Monr)

Boys High Jump

High Jump cont.

Year	Rank	Name	City	Height	Year	Rank	Name	City	Height	Year	Rank	Name	City	Height					
1961	1	Randy Walker	Clev	6'06.00"	1970	1	Ron Guidry	Wchr	6'05.00"	1980	1	Greg Denby	Cren	7'00.00"					
	t2	Steve Lock	Gard	6'05.00"		2	Darryl Hamilton	MrsH	6'04.00"		2	Steve Sutherland	Monr	6'06.00"					
	t2	Peter Valdez	Roos	6'05.00"		3	Lee Nicholl (jr)	Univ	6'02.00"		t3	Steve Morris	ECam	6'06.00"					
	4	Otis Burrell (jr)	Jeff	6'04.00"		4	Arthur Edmond	Jeff	6'02.00"		t3	Anthony Brewer	Gard	6'06.00"					
	t5	Susuno Ito	Narb	6'02.00"		5	Ed Washington	Frem	6'02.00"		5	Don Harrisberger	ECam	6'04.00"					
t5	Randall Hoxie	SPed	6'02.00"	6	Rod Rice	Monr	6'02.00"	6	Eric Joseph	Gard	6'04.00"								
t5	Ricky Harris	Frem	6'02.00"											no sixth place					
1962	1	Otis Burrell	Jeff	6'08.00"	1971	1	Eric Ritterath	EagR	6'06.00"	1981	1	Phillip Anderson	Frem	6'10.00"	1990	1	Charles Mabry	Gard	6'05.00"
	2	Edward Johnson	Frem	6'05.00"		2	Fred Beverly	Gard	6'04.00"		2	Chris Vandergeest	Taft	6'08.00"		2	Jai Cannon	Taft	6'04.00"
	3	Phil Gardiol	EagR	6'03.50"		3	Billy Hudson (jr)	Frfrx	6'04.00"		3	Kevin Holmes (jr)	Clev	6'07.00"		3	Matt Roderick	Wnyu	6'02.00"
	t4	Steve Miller	VerH	6'03.00"		4	Clinton Hayes	Cren	6'02.00"		4	Dean Young	Lock	6'06.00"		4	Libby Tracy (jr)	Jord	6'02.00"
	t4	Jim Connolly	Wils	6'03.00"		5	Rick Morrisset	Taft	6'00.00"		5	Steve Williams	Narb	6'06.00"		5	Joey Drake	Cren	6'00.00"
	t6	Elzie Johnson	Frem	6'02.00"		6	Lee Nicholl	Univ	6'00.00"		6	Glen West	Kenn	6'04.00"		6	Marquis Burns (jr)	RsdA	6'02.00"
t6	Leroy Collins	Clev	6'02.00"																
1963	1	Alden Burrell (jr)	Jeff	6'05.00"	1972	1	Ken Thompson	ECam	6'08.00"	1982	1	Maury Burnett	Wash	6'10.00"	1992	1	James Lincoln (so)	Birm	6'08.00"
	2	Rick Carey	EagR	6'04.00"		2	Billy Hudson	Frfrx	6'06.00"		2	Kevin Homes	Clev	6'08.00"		2	David Shumsky (jr)	Pali	6'08.00"
	3	Robert Williams	Jord	6'02.00"		3	Henry Ching	MrsH	6'06.00"		3	Jason Court	Taft	6'07.00"		3	Jeff Nadeau (jr)	Monr	6'04.00"
	t4	Harold Sturgis	Jeff	6'00.00"		4	Theodore Mason	Jord	6'04.00"		4	Mark LaBrew	Cren	6'07.00"		4	Louis Thomas	Belm	6'02.00"
t4	Richard Anderson	ManA	6'00.00"	5	Ronald Parks	Jeff	6'04.00"	5	Rodney Davis	Univ	6'06.00"	5	Ronnie Gipson	Kenn	6'02.00"				
t4	Freeman Carter	Linc	6'00.00"	6	Brian Frishman	Wchr	6'04.00"	6	Derrick Johnson	Wash	6'06.00"	6	Butch Henderson	Frem	6'02.00"				
t4	Charles Bell	ManA	6'00.00"																
t4	Jack Newburn	Jord	6'00.00"	1973	1	Rick Volk	EagR	6'08.25"	1983	1	Franc Amar	EagR	6'06.00"	1993	1	Jeff Nadeau	Monr	7'00.00"	
1	Tyrone Campbell	Dors	6'07.00"		2	Bill Duttera	CanP	6'05.00"		2	Victory Whitaker	Univ	6'06.00"		2	James Lincoln (jr)	Birm	6'06.00"	
2	Jerry Hooks	Frem	6'05.00"		3	Richard Howard	Lock	6'04.00"		3	Eric Moses	Taft	6'05.00"		3	David Shumsky	Pali	6'06.00"	
t3	James Braxton	Bann	6'03.00"		4	John Washington (so)	Frem	6'04.00"		4	Jeffery Johnson	Grnt	6'05.00"		4	Ronald Stewart (so)	Gard	6'06.00"	
t3	Jim Liles	GrHl	6'03.00"	5	Tim Simcik	Kenn	6'04.00"	5	Adrian Harris	SFer	6'04.00"	5	Desean Hester	Dors	6'04.00"				
t3	Wilbert Wright (jr)	Belm	6'03.00"	t6	Don Watson	Cars	6'03.00"	6	Anthony Bailous	CanP	6'04.00"	6	Larry Athins (jr)	Venc	6'02.00"				
t3	Kenneth Fox	Roos	6'03.00"	t6	Greg Burney	Pali	6'03.00"												
t3	Clyde Gibbs	SPed	6'03.00"																
1965	t1	Rogers Cain (jr)	Roos	6'07.00"	1974	1	John Washington (jr)	Frem	6'07.00"	1984	1	Guido Golliday	Frem	6'08.00"	1994	1	James Lincoln	Birm	6'08.00"
	t1	Al Harris	Jord	6'07.00"		2	Reggie Civins	Gard	6'06.00"		2	Vernell Thompson	SGat	6'05.00"		2	Ronald Stewart (jr)	Gard	6'04.00"
	t3	Doug Huff (jr)	Linc	6'05.00"		3	Kenton Doyle	Monr	6'04.00"		3	Ken Spirlin	Cars	6'02.00"		3	Keith Friday (jr)	Dors	6'04.00"
	t3	Jess Hill	Linc	6'05.00"		4	Dwayne Joseph (jr)	Gard	6'02.00"		4	Andrew Lewis (jr)	SFer	6'02.00"		4	Javier Gonzalez	HunP	6'04.00"
	t3	Marvin Montgomery (jr)	Sylm	6'05.00"		5	Pat Hoten	Wchr	6'02.00"		t5	Ernie Fierro	Fran	6'00.00"		5	Andre Wallace	Jord	6'04.00"
	t6	Wilbert Wright	Belm	6'04.00"		6	Dwight Hayes	Cren	6'02.00"		t5	Lyndon Earley	Gard	6'00.00"		6	Wayne Simpson	SFer	6'02.00"
t6	Riley Clark	Jeff	6'04.00"																
1966	1	Doug Huff	Linc	6'09.25"	1975	1	John Washington	Frem	6'10.00"	1985	1	Lyndon Early	Gard	6'07.00"	1995	1	Ronald Stewart	Gard	6'06.00"
	2	Rogers Cain	Roos	6'08.50"		2	Sean Coleman	Chat	6'08.00"		2	Patrick Johnson	HunP	6'07.00"		t2	Keith Friday	Dors	6'04.00"
	t3	Vernell Scott	ManA	6'06.00"		3	Dwayne Joseph	Gard	6'08.00"		3	Andy McKendall	Wchr	6'04.00"		t2	Sirr Parker	Lock	6'04.00"
	t3	Marvin Montgomery	Sylm	6'06.00"		4	Kenton Doyle	Monr	6'07.00"		t4	Andrew Lewis	SFer	6'02.00"		4	Jim Gledhill	RsdA	6'04.00"
	t5	Steve Frolich	Taft	6'04.00"		5	Greg Caldwell (jr)	Frem	6'06.00"		t4	William Dixon (jr)	Clev	6'02.00"		5	Ben Cotè	Narb	6'04.00"
t5	Phillip Holloway	Dors	6'04.00"	6	Larry Flynn (jr)	GrHl	6'05.00"	t5	Donal O'Neal	Grnt	6'00.00"	6	Bryant Hargrove	Bann	6'02.00"				
1967	1	Steve Lang	Frem	6'06.00"	1976	1	Rob Olson (jr)	ECam	6'09.00"	1986	1	Keith Franklin	Taft	6'07.00"	1996	1	Darryl Taylor	Wchr	6'06.00"
	t2	Reggie Morris	Wash	6'04.00"		2	Larry Flynn	GrHl	6'07.00"		2	Carlos Walker	Narb	6'06.00"		2	Jason Muldrow	Wchr	6'06.00"
	t2	Rodney Fractious	Gard	6'04.00"		3	Greg Caldwell	Frem	6'06.00"		3	Albert Dawson	Cars	6'05.00"		3	Scot Lurth	Chat	6'04.00"
	t4	Bob Coleman	Narb	6'02.00"		4	Jim O'Tousa	GrHl	6'05.00"		4	Hege Guenther	Poly	6'02.00"		4	Don Christian	Cren	6'04.00"
t4	Mike Jeter	Gard	6'02.00"	5	Darryl Washington	Gard	6'05.00"	5	Eric Hu (so)	Belm	6'02.00"	5	Casey Thompson	VerH	6'04.00"				
t4	Scott English	Chat	6'02.00"	6	Philip Christian (jr)	Lock	6'03.00"	6	William Dixon	Clev	6'00.00"	6	Don Sparks	Cren	6'04.00"				
1968	1	Scott English	Chat	6'08.00"	1977	1	Rob Olson	ECam	6'07.00"	1987	1	Carlos McCowan	Cars	6'02.00"	1997	1	Jimmy Cepeda	Hlwd	6'06.00"
	2	Gary Fleming (jr)	ManA	6'02.00"		2	James Frazier (jr)	Frem	6'11.00"		2	Eric Hu (jr)	Belm	6'02.00"		2	Ricky Duff (jr)	ManA	6'04.00"
	3	Robert Gragy	Gard	6'02.00"		3	Philip Christian	Lock	6'08.00"		3	Paul Richardson	Univ	6'02.00"		3	Edward Haldur	Birm	6'04.00"
	t4	Robert Joseph (jr)	Wash	6'00.00"		4	Feltus Quiette	Frem	6'07.00"		4	Kurt Gustafson (so)	Chat	6'02.00"		t4	Vache Hacopian	VerH	6'04.00"
t4	Lionel Williams	SFer	6'00.00"	5	Paul Marrick	SPed	6'05.00"	5	Greg Lindsey (so)	Cars	6'02.00"	t4	Kori Dickerson	Wash	6'04.00"				
t4	Jon Caloun	Hlwd	6'00.00"	t6	Dan Young	Wchr	6'04.00"	6	Chris Jackson	SGat	6'00.00"	6	William Rosser	Gard	6'02.00"				
1969	1	Robert Joseph	Wash	6'08.00"	t6	Willie Briscoe	Belm	6'04.00"	1988	1	Eddie Rowling (jr)	CanP	6'09.00"	1998	1	Ricky Duff	ManA	6'06.00"	
	2	Tony Poinsett	Wash	6'04.00"	1	Cassie Fairman (jr)	SPed	6'08.00"		2	Joseph Mauldin	SFer	6'04.00"		2	Chris Robertson	Frem	6'06.00"	
	3	Eric Ritterath (so)	EagR	6'04.00"	2	Don Rose	Clev	6'08.00"		3	Deshawn Ross	CanP	6'04.00"		3	Quincy Brown	Gard	6'06.00"	
	t4	Ken Douthard	Gard	6'02.00"	3	Marlon Wagner	Venc	6'06.00"		4	Sam Astrahan (jr)	CanP	6'06.00"		4	Sam Astrahan (jr)	CanP	6'06.00"	
t4	Steve Frolich	Taft	6'02.00"	4	Eugene Edwards	Cars	6'05.00"	5	Samuel Watson (jr)	Wash	6'04.00"	5	Brandon Moorcer (jr)	ManA	6'04.00"				
t4	Tom Glauz	RsdA	6'00.00"	5	Michael Embry	Cars	6'05.00"	6	Deon Lewis	SPed	6'02.00"	6	Daniel Leman (jr)	EagR	6'04.00"				
t4	Harold Kelley	Gard	6'00.00"	6	Marlon Gates (jr)	SGat	6'05.00"												
t4	Jessie Alexander	ManA	6'00.00"																
1979	1	Greg Denby (jr)	Cren	6'10.00"	1978	1	Cassie Fairman (jr)	SPed	6'08.00"	1989	1	Delvaughn Alexander	Univ	6'06.00"	1999	1	Fernando Lopez (jr)	Taft	6'08.00"
	2	Larry Albers	GrHl	6'07.00"		2	Don Rose	Clev	6'08.00"		2	John Anthony	Cars	6'05.00"		2	Ernie Viramontes	HunP	6'06.00"
	3	Cassie Fairman	SPed	6'06.00"		3	Marlon Wagner	Venc	6'06.00"		3	Eddie Bowling	CanP	6'04.00"		3	Deshon Harris (jr)	Gard	6'02.00"
	4	Anthony Brewer (jr)	Gard	6'06.00"		4	Eugene Edwards	Cars	6'05.00"		4	Patrick Blake	Kenn	6'04.00"		4	Daniel Lehman	EagR	6'02.00"
	5	Kalini Childs	Hami	6'05.00"		5	Michael Embry	Cars	6'05.00"		5	Charles Mabry (jr)	Gard	6'02.00"		5	Maurice Watson	SPed	6'02.00"
	6	Merlon Gates	SGat	6'04.00"		6	Marlon Gates (jr)	SGat	6'05.00"		6	Jason Wallace	Birm	6'02.00"		6	Brian Weir (jr)	Pali	6'00.00"

Boys Pole Vault

Pole Vault

1935		1942		1950		1956	
1 Charles Plumley	ManA 12'06.00"	1 Bob Hart	NHwd 12'06.00"	t1 Jack Widman	Narb 12'09.00"	t1 Terry Kelly	LAng 13'03.00"
t2 Richie Martin (jr)	ManA 12'03.00"	t2 Sullivan	Hami 12'03.00"	t1 Jerry Moler	Poly 12'09.00"	t1 Jerry Betz	Hlwd 13'03.00"
t2 Hine	SGat 12'03.00"	t2 Levi	Jord 12'03.00"	3 Duane Telliano	Wils 12'06.00"	3t Al Harris	ManA 12'11.25"
t2 Chuck Winburn	Wash 12'03.00"	t4 Cagle	Narb 12'00.00"	t4 Manuel Ceja	Bann 12'03.00"	3t Curtis Chappell	Jeff 12'11.25"
t2 Keith Monroe	LAng 12'03.00"	t4 Cooper	VNuy 12'00.00"	t4 Sam Lovall	VNuy 12'03.00"	3t Charles Hardin	ManA 12'11.25"
t2 Jack Feeley (jr)	Linc 12'03.00"			t4 Ed Brown	Hlwd 12'03.00"	3t John Stahler	Univ 12'11.25"
1936		1943		1951		1957	
t1 Baylor Maynard (so)	Belm 12'06.12"	1 Bill Larson	Wash 12'09.00"	1 Clarke Merrill	Belm 12'09.00"	t1 Henry Aguirre(jr)	Belm 13'01.50"
t1 Al Holden	Garf 12'06.12"	2 James Biller (jr)	Narb 12'06.00"	t2 O.W. Rhodes (jr)	Jeff 12'06.00"	t1 Billy Colbert	Frem 13'01.50"
t3 Jack Feeley	Linc 12'06.12"	t3 Howard Cook	Frem 12'03.00"	t2 Gene Sturdyvin	SFer 12'06.00"	3 Larry Cavanaugh(jr)	VNuy 12'09.50"
t3 Richie Martin	ManA 12'06.12"	t3 Walter Crandall	HunP 12'03.00"	4 Dick Richards(jr)	LAng 12'03.00"	t4 Ernie Jones (jr)	Wils 12'08.00"
t5 Breder	Wash 12'06.12"	t3 Bob Paulsen	HunP 12'03.00"	t5 Ernie Carson	Jord 12'00.00"	t4 Mike Chandler (jr)	NHwd 12'08.00"
t5 North	Wash 12'06.12"			t5 Ed Lafferty	Hami 12'00.00"	t4 Larry Barnett	CanP 12'08.00"
t5 McCutcheon	Gard 12'06.12"	1944		t5 Jim Buchanan	HunP 12'00.00"		
t5 Shebazian	Poly 12'06.12"	1 Dick Buzzell	Univ 12'09.00"	t5 Ray Stephens	VNuy 12'00.00"		
t5 Ted McConaghy (jr)	LAng 12'06.12"	2 James Biller	Narb 12'06.00"				
		t3 Benny Nelson	Jeff 12'03.00"	1952			
		t3 Beni Munster	NHwd 12'03.00"	1 O.W. Rhodes	Jeff 13'00.00"	t1 Ernie Jones	Wils 12'11.00"
		t5 Frank Burke	LAng 12'00.00"	2 Walt Levack	ManA 12'09.00"	t1 Ken Olson	VNuy 12'11.00"
		t5 Roy Vujovich	Garf 12'00.00"	3 Dick Richards	LAng 12'06.00"	t3 Henry Aguirre	Belm 12'08.00"
		t5 Kelley	Hami 12'00.00"	4 Gary Sowell	Hami 12'03.00"	t3 Larry Cavanaugh	VNuy 12'08.00"
		t5 John Finney (so)	Jord 12'00.00"	t5 Bob McWorthy	Hlwd 12'00.00"	t5 Phil Miller	NHwd 12'00.00"
		1945		t5 Lindy Kell	SFer 12'00.00"	t5 Gerald Pratt	Dors 12'00.00"
		No Competition in this event this year		t5 Jack Wilson	VerH 12'00.00"		
		1946		1953			
		t1 Bill Bogdanoff	Roos 12'03.00"	1 Vic Donnell	Fran 13'03.00"	t1 Paul Herman	Roda 12'08.00"
		t1 Bill Campbell	VNuy 12'03.00"	2 Pete Nelson	Univ 12'03.00"	t1 Tom Howard	Jeff 12'08.00"
		3 Tolliver		3 Andrew Jeffers	Jeff 12'00.00"	t1 Jack Schwella	VNuy 12'08.00"
		t4 Wilson	Venc 12'00.00"	t4 Ed Moore	Narb 11'09.00"	t4 Herman Cline	ManA 12'04.00"
		t4 Worley	CanP 12'00.00"	t4 Fred Thompson	Jeff 11'09.00"	t4 Perry Davis	Bell 12'04.00"
		t6 John Finney	Jord 12'00.00"	t4 Art Tsutsui	SFer 11'09.00"	t6 David Bludso (jr)	Jord 12'00.00"
		t6 Emmons	NHwd 12'00.00"	t4 Jerry Moore	Jord 11'09.00"	t6 Henry Watson	Jeff 12'00.00"
		t6 Harrington	Jord 12'00.00"	1954			
		1947		t1 Noah Williams	Jeff 12'00.00"		
		t1 Frank Johnson	Wash 12'00.00"	t1 Harry Thomas	ManA 12'06.00"		
		t1 Curtis Carley	Hami 12'00.00"	t1 Harold Spencer	Hlwd 12'06.00"		
		t1 Chuck Baker	VNuy 12'00.00"	t1 Nathaniel Finney	Jord 12'06.00"		
		5 Meyers	VNuy 11'09.00"	t4 Ray Hall (jr)	VNuy 12'03.00"		
		t6 Garrabrant	Narb 11'06.00"	t4 Dick Virtue	Wash 12'03.00"		
		t6 Brown	Gard 11'06.00"	t5 Bill East	SGat 12'00.00"		
		t6 Ross Hicks	SPed 12'06.00"	t5 Macio Keeling	ManA 12'00.00"		
		1948		t5 Lou Santiel	Jeff 12'00.00"		
		1 Wilbur Allen	Mrsh 11'09.00"	1955			
		t2 Paul Colletti	HunP 11'09.00"	1 Nathaniel Finney	Jord 13'07.00"		
		t2 Dick Schenz	EagR 11'09.00"	t2 Harry Douglas	ManA 12'09.00"		
		t4 Mario Estrada	Hlwd 11'06.00"	t2 Paul Richards	Hami 12'09.00"		
		t4 Fernando Carrillo	Roos 11'06.00"	t4 Dennis Dempsey	Gard 12'06.00"		
		t4 Bill Hangard	Hami 11'06.00"	t4 Ray Hall	VNuy 12'06.00"		
		t4 Jerry Mulvaney	VNuy 11'06.00"	t4 Jerome Tong	Belm 12'06.00"		
		t4 Hunt	LAng 11'06.00"	t4 Bob Kell	SFer 12'06.00"		
		1949					
		1 Jack Widman (jr)	Narb 13'06.12"				
		2 Wilbur Allen	Belm 12'06.00"				
		t3 Lloyd Foley	Jord 12'00.00"				
		t3 Manuel Ceja (jr)	Bann 12'00.00"				
		t3 Len Eilers	SFer 12'00.00"				
		6 Vic Cook	SFer 11'09.00"				

Key to symbols:

- t = tie for places listed
- # = mark bettered or tied-City Championships Record
- ## = mark bettered listed National Record

Vaulting Poles, through the final years of the 1940's, were bamboo, usually imported from southeast Asia. Early in the next decade, aluminum poles, with less flexibility, but more consistency were introduced. By the end of the 1950's, lightweight steel poles were used by some vaulters. But the real revolution in equipment started in the early 1960's when fibre glass poles began to be used, providing much greater flexibility (that is bedability). In the intervening four decades, "glass" poles have achieved a much greater degree of consistency and sophistication (including a variety of poles for athletes of a wide range of speed, strength and landing pits, prior to World War II, usually were a mixture of sawdust and dirt. When high school vaulters started achieving higher heights, additional sawdust (or wood shavings) was purchased to provide a safer landing area. But it wasn't until the fibre glass pole was introduced in the 1960's, that serious consideration to a different kind of landing surface. First, foam rubber pits, bound by mesh nets, were tried. These gradually evolved into ever more sophisticated and larger portable pits for vaulting events. As much as the increasingly sophisticated poles, the improved pits have led to ever higher heights, without an increase in injury.

City Section

Championships Medallists

Leading Schools (1935-1999) Pole Vault

Van Nuys 22 medals (4 champions), Taft 19 (3), Birmingham 17 (4), Gardena 14 (3), Manual Arts 14 (2)

CALIFORNIA STATE MEET MEDALLISTS - Pole Vault

Total Placers (first thru sixth) 1915-1999 = 69

Champions = 13...1919-Dick Emmons (ManA), 1923 & 1924-Lee Barnes (Hlwd), 1926-Conrad Boye (ManA) & Larry Stewart (LAng) co-champions, 1931-Matt Stankovich (Poly), 1932-Bill Sefton (Poly), 1934-Rich Rodriguez (Poly), 1937-Baylor Maynard (Belm), 1949-Jack Widman (Narb), 1951-Clarke Merrill (Belm), 1955-Nathaniel Finney (Jord), 1972-Hubert Black (Frem)

Boys Pole Vault

Pole Vault cont.

1962			1970			1980			1990		
1	Chuck Hodge (jr)	RsdA 13'04.00"	1	Benny Alvarez	Univ 13'08.00"	1	Rodney Johnson (jr)	EagR 13'06.00"	1	Howard Schrier (jr)	Birm 13'06.00"
t2	Cecil Tugwell	ManA 13'00.00"	2	Woody Roosevelt (jr)	Univ 13'03.00"	2	Donnie Jackson	Cren 13'06.00"	2	Dean Galaz	Garf 13'00.00"
t2	Gary Finkle	Univ 13'00.00"	3	Mark Rabinsowitz	Wchr 13'03.00"	3	Dion Giuliano (jr)	Sylm 13'06.00"	3	Wolfgang Von Aspe	Taft 13'00.00"
t2	Bob Obenour	Narb 13'00.00"	4	Curtis White	SFer 13'03.00"	4	Tom King	RsdA 13'00.00"	4	Kevin Connolly	Poly 13'00.00"
5	Bob Howard	Monr 12'09.00"	5	Dave Smith	Lock 13'03.00"	t5	Keith Stephenson	ECam 12'06.00"	5	Justin Van Fleet (so)	VerH 12'09.00"
6	Steve Martin	Monr 12'06.00"	6	Mark Sancedo	Wils 13'00.00"	t5	David Liebman	ECam 12'06.00"	6	Robert Tomsik	Poly 12'06.00"
1963			1971			1981			1991		
1	Gene Kicenski	Clev #14'00.75"	1	Tim Quinn (jr)	Monr 15'00.00"	1	Dion Giuliano	Sylm 14'06.00"	1	Howard Schrier	Birm 13'06.00"
t2	Rick Carey	EagR 13'06.75"	2	Woody Roosevelt	Univ 13'09.00"	2	Mike Skorish	Chat 14'00.00"	2	Justin Van Fleet (jr)	VerH 13'06.00"
t2	Chuck Hodge	RsdA 13'06.75"	3	Jayne Owens (jr)	Hlwd 13'06.00"	3	Mark Mendoza	Bann 13'06.00"	3	John Golden (jr)	ECam 13'00.00"
4	David Loera	Wils 13'03.25"	4	Rick Mercier	RsdA 13'06.00"	4	Denci Zapatero	HunP 13'06.00"	4	John Kubelka (jr)	Taft 13'00.00"
t5	Bruce Veenker	Pali 12'11.50"	t5	Luis McGlory	Gard 13'00.00"	5	Kim Wong	Linc 13'00.00"	5	Andy Kaurman	Pali 12'00.00"
t5	Jack Davis	VNuy 12'11.50"	t5	Gene Luke	NHwd 13'00.00"	6	Al Cano	GrHl 13'00.00"	6	Irvin Yen	EagR 11'06.00"
t5	Ben Sorenson	VNuy 12'11.50"									
t5	Robin Mason	Taft 12'11.50"									
t5	Fred Arrias	CanP 12'11.50"									
1964			1972			1982			1992		
1	Greg Miguel	Gard #14'09.25"	1	Hubert Black	Frem 14'06.00"	1	Darrin Ray	Chat 13'06.00"	1	John Golden	ECam 14'00.00"
t2	Steve Doman (jr)	Wash 13'08.50"	2	Michael Johnson	Dors 14'03.00"	t2	Manuel Rodriguez	HunP 13'00.00"	2	Alfredo Sigala	Garf 13'09.00"
t2	Louis Sepulveda	Mrsh 13'08.50"	3	Dale Stark	VNuy 14'00.00"	t2	Joey Patton	Gard 13'00.00"	3	John Kubelka	Taft 13'06.00"
t4	Skip Mack	Birm 13'00.00"	4	Mark Lord	Taft 14'00.00"	t2	George Everett	Jeff 13'00.00"	4	Arvind Gupta	VNuy 13'00.00"
t4	Sylvaneous Tugwel	ManA 13'00.00"	5	Pat Engle	Cars 14'00.00"	5	Raul Velasco	Roos 12'06.00"	5	Lionel Escobar	Birm 12'06.00"
t6	Steve Aubry (jr)	Pali 12'06.00"	6	Jayne Owens	Hlwd 14'00.00"	6	Robert Benun	Taft 12'06.00"	6	Stanley Carranza (jr)	Belm 12'06.00"
t6	Jim Smith	Monr 12'06.00"									
1965			1973			1983			1993		
1	Steve Aubry	Pali 14'06.50"	1	Greg Armstead	Frem 13'09.00"	1	David Sanborn	SGat 13'09.00"	1	Stanley Carranza	Belm 13'06.00"
2	Steve Doman	Wash 14'03.50"	2	Vincent Stephens	ManA 13'06.00"	2	Richard Campos	Birm 13'06.00"	2	Joseph Robinson	Birm 13'03.00"
3	Harleigh Ford	Jeff 13'09.25"	3	John Caston	Jord 13'06.00"	3	David Silberberg	ECam 13'00.00"	3	Jersey Tomsik	Poly 12'09.00"
4	Martin Ybarra	SFer 13'06.50"	4	Mark Caplan	Taft 13'00.00"	4	Kevin Hughey	Gard 12'06.00"	4	Eddie Parada	SGat 12'06.00"
t5	Mike Sprague	SFer 13'00.00"	5	Michael Benson	ManA 13'00.00"	5	Patrick Johnson (so)	HunP 12'06.00"	5	Jared Kingsbury	Poly 12'00.00"
t5	Eddie Ramirez	HunP 13'00.00"	6	Robert Watson	Cren 12'06.00"		no sixth place		6	John Peterson	VNuy 12'00.00"
t5	Greg Legassick	VNuy 13'00.00"									
t5	Greg Harris	Grnt 13'00.00"									
1966			1974			1984			1994		
1	Clint Ostrander	Taft #14'10.50"	1	Burt Sutherland	Kenn 14'04.00"	1	Patrick Johnson (jr)	HunP 14'07.75"	1	Paul Kokorowski	ECam 14'00.00"
2	Morris Kinnee	Bell 14'06.50"	2	Rhan Sheffield	Cren 13'06.00"	2	Chris Ward	RsdA 13'06.00"	2	Cheu Wobig	ECam 14'00.00"
3	Bill Burkett	Pali 14'03.00"	3	John Caston	Jord 13'06.00"	3	Jerrold Owens	ECam 12'06.00"	3	Brian Acevedo (jr)	Belm 14'00.00"
4	Mike Faherty	RsdA 13'09.25"	4	Mark Caplan	Taft 13'00.00"	4	Toby Smith	Poly 12'06.00"	4	Ricardo Medina (jr)	Garf 13'06.00"
t5	Tom Dunderdale	Taft 13'06.25"	5	Michael Benson	ManA 13'00.00"		no fifth place		5	Ricky Curiel	Roos 13'06.00"
t5	Art Schwartz	Grnt 13'06.25"	6	Robert Watson	Cren 12'06.00"		no sixth place		6	Adam Oliver	Birm 13'06.00"
1967			1975			1985			1995		
t1	Jeff Sakala	Taft 13'09.00"	1	Howard Kwasman	Grnt 15'00.00"	1	Patrick Johnson	HunP 13'09.00"	1	Edward Nghiem	Birm 13'06.00"
t1	Anthony Moore	SFer 13'09.00"	2	Rusty Cook	ECam 14'03.50"	2	Antonio Zaldua	Mrsh 13'06.00"	2	Brian Acevedo	Belm 13'00.00"
t3	Carlos Garcia	EagR 13'06.00"	3	Barney Stanfield	ECam 14'00.00"	3	John Martin	Chat 13'04.00"	3	Joe Michels	GrHl 13'00.00"
t3	Jerrold Dolphin	Dors 13'06.00"	4	Nesby Glasgow	Gard 14'00.00"	4	David Grand	Univ 13'00.00"	4	Fernando Sanchez (jr)	Mrsh 12'06.00"
t5	Tim Knappen	Taft 13'00.00"	5	James Rudolph	Frem 13'09.00"	5	Steve Nierlich	Univ 12'06.00"	5	ricky Medina	Garf 12'06.00"
t5	Dave Rueb	Narb 13'00.00"	6	Rick Fasani	Clev 13'00.00"	6	Danny Arrias	CanP 12'06.00"	6	Johnny Mora	Roos 12'00.00"
t5	Mike Forgey	Bann 13'00.00"									
t5	Larry Johnson	Pali 13'00.00"									
t5	Calixto Rios	Roos 13'00.00"									
t5	Shawn Brown	ManA 13'00.00"									
1968			1976			1986			1996		
t1	Robert Pullard	LAng 14'03.00"	1	Bert Johnson (jr)	Gard 13'06.00"	1	Jay Borick	Taft 14'09.75"	1	Alfredo Llamas	SGat 13'06.00"
t1	Bill Shields	Pali 14'03.00"	2	Vic Brown	Birm 13'00.00"	2	Albert Lopez	Roos 14'00.00"	2	Leo Abad	SGat 13'06.00"
t3	Mike Peterson	VerH 13'06.00"	3	Kevin Doherty	Wchr 13'00.00"	3	Jeff LaMonica (jr)	Poly 13'06.00"	3	Jeremy Pope	VerH 13'00.00"
t3	Mike Guske	VNuy 13'06.00"	4	Fred Gulliette	Chat 13'00.00"	t4	David Bryan	SPed 12'06.00"	4	Fernando Sanchez	Mrsh 12'06.00"
t5	Richard DeSantis	Taft 13'00.00"	5	Tom Roberts	EagR 13'00.00"	t4	Gabriel Gordo (jr)	Bell 12'06.00"	5	Cameron Shimy	Taft 12'06.00"
t5	Allen Sauck	Clev 13'00.00"	6	Mickey New	GrHl 13'00.00"		no sixth place		6	Barry Weatherspoon	Mrsh 12'00.00"
t5	Farney Brown	Pali 13'00.00"									
t5	Leonard Norris	Gard 13'00.00"									
t5	Bob Lee	GrHl 13'00.00"									
1969			1977			1987			1997		
1	Robert Pullard	LAng #16'07.00"	1	Bert Johnson	Gard 14'04.00"	1	Frank Bray	VNuy 14'00.00"	1	Jeremy Cunningham	VerH 14'06.00"
2	Dennis Ayers	Monr 13'09.00"	t2	Mark Newton	CanP 14'03.00"	t2	Jeff LaMonica	Poly 13'00.00"	2	Patrick Turner (jr)	GrHl 13'06.00"
3	Farney Brown	Pali 13'06.00"	t2	Michael Bradley (jr)	Birm 14'03.00"	t2	Ford Lynn	Sylm 13'00.00"	3	Daniel Kassab (jr)	Univ 13'00.00"
4	Kerny Karsh	Gard 13'00.00"	4	Eric Polzien	Clev 13'00.00"	t4	Carlos McCowan	Cars 12'06.00"	t4	Cameron Shimy	Taft 12'06.00"
5	Brian Blanchard	Taft 13'00.00"	5	Scott Harper	Birm 12'06.00"	t4	Jay Bettinger (jr)	Chat 12'06.00"	t4	Paul Schill (jr)	Birm 12'06.00"
6	Stuart Wright	Sylm 13'00.00"		no sixth place		6	Gabriel Gordo	Bell 12'00.00"	6	Roberto Varela	Birm 12'06.00"
1970			1978			1988			1998		
1	Robert Pullard	LAng #16'07.00"	1	Michael Bradley	Birm 15'03.25"	1	Jay Bettinger	Chat 15'08.00"	1	William Harty	Monr 15'00.00"
2	Dennis Ayers	Monr 13'09.00"	2	Chuck Suey	EagR 14'02.25"	2	Greg Sheets (jr)	Taft 14'00.00"	2	Patrick Turner	GrHl 14'07.00"
3	Farney Brown	Pali 13'06.00"	3	Brad Hampton	GrHl 13'10.75"	3	Ian Sonderegger	Venc 13'06.00"	3	Jimmy Camilo	Gard 13'06.00"
4	Kerny Karsh	Gard 13'00.00"	4	Tony Talbot	Clev 13'06.00"	4	Bobby Jung	Chat 13'00.00"	4	Eric Gross	Taft 13'06.00"
5	Brian Blanchard	Taft 13'00.00"	5	Fred Menslage	Hlwd 12'06.00"	5	Dean Rockhold	GrHl 13'00.00"	5	Paul Schill	Birm 13'00.00"
6	Stuart Wright	Sylm 13'00.00"		no sixth place		6	Kelly Hernandez	Poly 13'00.00"	6	Alex Espinoza	Chat 12'06.00"
1971			1979			1989			1999		
1	Robert Pullard	LAng #16'07.00"	1	David Maldonado	Fran 13'07.00"	1	Kelly Hernandez	Poly 14'03.00"	1	Shane Hackett (jr)	VerH 14'06.00"
2	Dennis Ayers	Monr 13'09.00"	2	Troy Starheim	HunP 12'09.00"	2	Greg Sheets	Taft 14'00.00"	2	Nicholas Demetron	Monr 14'00.00"
3	Farney Brown	Pali 13'06.00"	3	Craig Johnson	Monr 12'06.00"	3	Rejesh Chauhan	Taft 13'09.00"	3	John Pinson (jr)	VerH 14'00.00"
4	Kerny Karsh	Gard 13'00.00"	4	Steve Miller	Wchr 12'06.00"	4	Andrew Sahanaja	EagR 13'09.00"	4	Robert Mooney (jr)	Birm 12'06.00"
5	Brian Blanchard	Taft 13'00.00"	5	Jim Pedretti	ECam 12'03.00"	5	Matt Pearson	ECam 13'06.00"	5	Brian Dinh	Mrsh 12'06.00"
6	Stuart Wright	Sylm 13'00.00"	6	Bill Conron	Chat 12'03.00"	6	Richard Aguao (jr)	Roos 12'06.00"	6	Ryan Foss	Birm 12'00.00"

Boys Long Jump

Long Jump

1935		1942		1949		1955	
1 Bill Laceyfield	Jeff #23'07.25	1 Danny Brown (jr)	Frem 22'10.00"	1 George Brown	Jord #24'03.00"	1 Louis Watkins	Jord 24'01.00"
2 Steve Kenroy	ManA	2 Leroy Milton	Dors 22'08.50"	2 William Johnson (jr)	Jeff 22'04.00"	2 Booker Washington	Jord 23'07.00"
3 Jim Direaux	*Ris	3 Leo Johnson	Jeff 22'07.50"	3 Tommy Irvine	Poly 22'02.00"	3 Bobby Baines	Jord 23'02.50"
4 Stan Charleston	LAng	4 Tom Lorenzen	EagR 22'05.00"	4 Hal Libnic	Roos 22'02.25"	4 Lionel Reagor	Jeff 23'01.75"
5 Gordon Mollett	VNuy	5 Edsel Eckren	Frem 22'02.00"	5 Jim Waddell	Jord 21'09.00"	5 Bob Dixon	Jeff 22'11.00"
5				6 Curtis Thompson	Belm 21'06.00"	6 Harold Brice	Jeff 22'05.00"
1936		1943		1950		1956	
1 Pat Turner	LAng 22'11.50"	1 Ted Snow	Belm 22'01.63"	1 William Johnson	Jeff 23'03.38"	1 Richard Walton	Frem 24'05.50"
2 Tom Bradley	Poly 22'11.00"	2 Ed Michael	Frem 21'11.00"	2 Art Scott	Jeff 23'01.63"	2 Oscar Bean	Jeff 23'07.50"
3 DeMott Modisette	LAng 22'03.00"	3 Tommy Tucker	HunP 21'08.50"	3 Royce Houston	Jord 22'10.75"	3 Charles Lindsay	ManA 23'01.25"
4 Marshall Davis	SGat 22'02.50"	4 George Crum	Wils 21'06.00"	4 Larry Brenner	Mrsh 22'05.00"	4 Arthur Love	Roos 22'01.25"
5 Al Norman (jr)	Bell 22'01.00"	5 Andy Suich	Sped 21'03.25"	5 Ron Witten (jr)	Bann 21'08.00"	5 Frank Brown	Belm 22'00.25"
1937		1944		1951		1957	
1 Ralph Bledsoe	Jord 22'10.00"	1 Louis Evans	Hlwd 22'10.75"	1 Alvis Andrews	Jord 22'05.25"	1 Willie Jackson	Frem 23'09.50"
2 Al Norman	Bell 22'04.50"	2 Dick B axley	EagR 22'06.50"	2 Rosslyn Range (jr)	Jeff 22'05.00"	2 Herb Thomas	ManA 23'03.00"
3 Mike Vidos	HunP 22'03.75"	3 Sylvester Bell	Jeff 22'05.00"	3 Bob Holland	Jeff 22'03.75"	3 Joe Batten	Jeff 23'01.25"
4 Norm Kahn	LAng 22'02.50"	4 Dewey Vroom	Frem 22'03.00"	4 Ron Witten	Bann 22'01.75"	4 Art Wilson	Frem 23'00.00"
5 Tawa	Poly 22'02.25"	5 Joe Solar	CanP 22'00.00"	5 Phil Presber	Hlwd 21'11.75"	5 Ed Hatcher	ManA 22'09.50"
1938		1945		1952		1958	
1 Arnett Starks	Jord 23'04.00"	1 Ron Frazier	VNuy 22'06.25"	1 Jon Arnett	ManA 22'08.75"	1 Willie Davis	Roos 25'05.00"
2 Mel Bleeker	Frem 23'01.50"	2 Ken Cleveland	ManA 22'03.75"	2 Rosslyn Range	Jeff 22'08.50"	2 Frank Thomas	Jeff 23'00.50"
3 O'Neal	Belm 22'10.50"	3 Nick Giovanazzo	Mrsh 21'10.25"	3 George Leavelle	Jeff 22'07.75"	3 Edward Collins (jr)	Roos 22'07.50"
4 Sam Levine	ManA 22'04.50"	4 Harry Constantis	HunP 21'07.50"	4 Carey Black	Frem 22'06.50"	4 Winston Doby	Frem 22'04.75"
5 Herman Borkin	Roos 22'00.88"	5 George Popoff	Hlwd 21'03.00"	5 Don Buckley	LAng 21'09.50"	5 Anthony Lorick (jr)	Frem 22'02.00"
1939		1946		1953		1959	
1 Nolan McCoy	Jeff 23'04.50"	1 Charles Woods	Jord 22'06.00"	1 James Gamble	Jord 22'04.50"	1 Anthony Lorick	Frem 24'00.25"
2 Bill Stewart	*Tor 22'11.25"	2 Ulysses Ware	ManA	2 Travis Matthews (jr)	Jord 22'03.00"	2 Edward Collins	Roos 23'07.25"
3 Sam Matlock	Jeff 22'15.00"	3 John Finney	Jord	3 Ed Jackson	Venc 21'07.75"	3 David Cook	Frem 23'02.25"
4 Ken Wren	HunP 22'08.50"	4 Chester Lee	Jeff	4 Pat Pinkston	NHwd 21'05.75"	4 Hardy Edwards	ManA 22'11.00"
5 Joe Smith	Belm 22'07.00"	5 Dave Hutchison	Venc	5 Art Brooks	*Ris 21'05.50"	5 Bill Renison	EagR 22'06.00"
1940		1947		1954		1959	
1 Bill Smith (jr)	Belm #23'07.50"	1 Hugh McElhenny	Wash 22'04.75"	1 Joel Stafford	Jeff 23'06.00"	6 Paul Herman	RsdA 22'05.25"
2 Chester Denton	Jeff 23'04.75"	2 Al Lutz	Wash 21'11.50"	2 Travis Matthews	Jord 22'11.25"		
3 Al Holsch	LAng 22'11.00"	3 Sasaki	Belm 21'08.50"	3 Jim Nelson	ManA 22'11.00"		
4 Titoff	Hlwd 22'08.25"	4 Maurice Hill (so)	Jeff 21'08.00"	4 Charles Perry	Frem 22'07.00"		
5 Oliver DuBrooy	Dors 22'07.88"	5 Wilbur Webb	Poly 21'07.25"	5 Calvin Brown	Jord 22'05.75"		
1941		1948		1954		1959	
1 Bill Smith	Belm 24'02.25"	1 George Brown (jr)	Jord 23'09.75"	6 Duane Griffin	Dors 21'05.00"		
2 George Houston	Poly 23'01.13"	2 Bobby Smith	Jord 22'08.25"				
3 Julius Pollard	*Ris 22'05.50"	3 William Johnson (so)	Jeff 22'05.25"				
4 Adrian Adams	HunP 22'04.88"	4 Maurice Hill (jr)	Jeff 21'10.75"				
5 Darrell Kroll	Garf 22'00.23"	5 M Johnson	Poly 21'10.00"				
		6 Tom Jefferson	Jeff 21'08.25"				

Key to symbols:

- t = tie for place listed
- w = wind-aided jump (wind exceeded 2.00 meters per second or 4.67 miles per hour during jump)
- # = mark bettered City Championship Meet Record
- ## = mark bettered listed National Record, but not accepted because

Measurements of fractions of an inch are shown thusly:

0.12 = 1/8"	0.50 = 1/2"	0.75 = 3/4"
0.25 = 1/4"	0.62 = 5/8"	0.87 = 7/8"
0.37 = 3/8"		

Wind-aided jumps, though perfectly acceptable within the competition itself, may not be acceptable for record purposes. An excess wind over 2.00 meters-per-hour (mph) or the equivalent 4.67 miles-per-hour (mph) will negate a National Interscholastic record application and should be in force for City Section records as well. As an example, the 25'5" jump of Willie Davis in the 1958 City Finals bettered the National Record at that time, but was aided by a very strong wind, specifically measured far in excess of 2.00 meters per second and was correctly rejected as a National Record. However, it was incorrectly accepted as a City Section Meet record. Davis did, however, have a valid jump (wind under the allowable limits) which could have been accepted as a legitimate Los Angeles City Section Meet Record.

Tie-breaking rules for horizontal field events, including long and triple jump, were instituted in 1969. In case the best jump of two different jumpers is identical, the second best jump of each jumper is used to determine the higher position for medals. In this case the longer second best jump gets the preferred place.

City Section Championships Medallists

Leading Schools (1935-1999) Long Jump

Jefferson 32 medals (6 champions), Fremont 30 (10), Manual Arts 27 (4), Jordan 25 (11), Gardena 20 (2)

CALIFORNIA STATE MEET MEDALLISTS - Long Jump

Total Placers (first thru sixth) 1915-1999 = 81 Champions = 18...1916-Harry Lamport (ManA), 1917-Gene Davis (Poly), 1926-Walter Rehwald (Linc), 1929-Wells Tuby (Hlwd), 1933 & 1934-Don Skinner (ManA), 1947-Hugh McElhenny (Wash), 1948 & 1949-George Brown (Jord), 1950-William Johnson (Jeff), 1951-Bob Holland (Jeff), 1961-Robert McKeever (Frem), 1974-James Lofton (Wash), 1976-Larry Doubley (ManA), 1991-Steve Stanley (Gard), 1995-Clarence Scott (Frem)

Boys Long Jump

Long Jump cont.

1960		1970		1980		1990	
1 John Moore (so)	*Ris 23'00.25"	1 David Jackson	Bann 23'03.25"	1 Paul Jones (jr)	Kenn 23'08.75"	1 Kyhuann Woods (jr)	Wash 22'08.00"
2 Michael Jones (jr)	ManA 22'10.00"	2 Jerome Morgan	Lock 22'09.75"	2 Darryl Taylor	Pali 22'08.00"	2 Marcus Reed	CanP 22'06.00"
3 Jim Honberger	VNuy 22'09.50"	3 Greg Hudson	Roos 22'07.75"	3 Anthony Evans	Frem 22'02.75"	3 Fred Sims (jr)	Cars 22'04.50"
4 Dick Simpson	Venc 22'03.25"	4 Joe Craig	Was 22'06.75"	4 Scott Countryman	GrHl 21'11.25"	4 Bobby Perkins	Cars 22'00.75"
5 Hardy Edwards	ManA 22'01.25"	5 Johnnie Hernandez	HunP 22'05.25"	5 Jim Harden	NHwd 21'05.50"	5 Kyle Beck	Chat 21'08.25"
6 Randy Tave	Dors 21'06.75"	6 Tom Neusom	FrFx 22'01.50"	6 Kenny Callahan	Frem 21'04.00"	6 Keith Kelly	Venc 21'07.50"
1961		1971		1981		1991	
1 Robert McKeever (jr)	Frem 23'11.75"	1 David Thomas	Hami 23'00.50"	1 Paul Jones	Kenn 24'06.25"	1 Kyhuann Woods	Lock 23'04.00"
2 John Moore (jr)	ManA 23'04.75"	2 George Reddick	Hami 23'00.75"	2 Hilbert Lee	Clev 23'06.00"	2 Cornell Hill	Taft 23'01.00"
3 Michael Jones	ManA 23'03.50"	3 Richard Wilson	Jord 22'08.00"	3 Vincent Cobb	Dors 23'02.00"	3 Steven Stanley	Gard 22'05.25"
4 John Duda	Fran 22'09.00"	4 Michael Hopkins	Jeff 22'07.75"	4 Ronald Young (jr)	Lock 23'00.00"	4 Bi-Kemba Wright	SOCE 20'02.50"
5 Gene McClendon	Bann 22'07.50"	5 Jackson	Dors 22'06.75"	5 Gerry Green	ManA 22'09.25"	5 Darrell Moore	Birm 20'02.50"
6 Aldon Barnett	Jeff 22'03.00"	6 Taylor	SFer 22'05.75"	6 Kevin Payne	Cars 22'06.00"	6 Adrian Gipson	Cars 19'08.75"
1962		1972		1982		1992	
1 Robert McKeever	Frem 24'04.75"	1 James Smith	ManA 23'03.25"	1 Stephen Baker	Hami 22'09.50"	1 Brian Robertson	Sylm 21'06.50"
2 Willie Crawford (so)	Frem 24'01.50"	2 David Goss	Cars 23'02.75"	2 David arrison	Chat 22'08.50"	2 Jeff Nadeau (jr)	Monr 21'04.75"
3 Gary Clark (jr)	ManA 23'03.75"	3 Kevin Cole (so)	Gard 23'01.25"	3 Kevin Holmes	Cl;ev 22'07.50"	3 Andre Hayes	Cren 21'04.75"
4 Kent Smith	Dors 23'03.50"	4 John Everage	Frem 22'07.75"	4 Ronald Young	Lock 22'04.50"	4 James Brownlee	ManA 20'09.00"
5 Craig Gergus	NHwd 22'10.50"	5 Anthony Gray	Cren 22'04.25"	5 Rodney Davis	Univ 22'03.25"	5 Tobora Ward	Frem 20'08.25"
6 Wayne Selness (jr)	VerH 22'08.00"	6 Gavin Smith	VNuy 21'11.00"	6 Jamie Williams (jr)	Cars 22'01.00"	6 Derrell Robertson	Gard 20'06.50"
1963		1973		1983		1993	
1 Montell Wilson	ManA 24'00.50"	1 Kevin Cole (jr)	Gard 23'07.50"	1 Anthony Bailous	CanP 23'01.00"	1 Bryan Clark	Frem 23'08.00"
2 Wayne Selness	VerH 23'11.00"	2 James Lofton (jr)	Wash 23'07.25"	2 Jamie Williams	Cars 22'04.50"	2 David Shumsky	Pali 23'02.00"
3 Gary Clark	ManA 23'03.00"	3 Bobby Jones (jr)	Gard 23'05.25"	3 Mike Pringle (so)	Kenn 22'04.50"	3 Sam Salter	RsdA 22'03.50"
4 Michael Woods (jr)	ManA 23'02.00"	4 Randall Jeffery	LAng 23'03.00"	4 Chris Richards	SFer 22'04.50"	4 James Lincoln (jr)	Birm 22'02.25"
5 Dave Smith	Hami 23'00.25"	5 Floyd Tryon	Jord 23'01.00"	5 Warren Jackson	Birm 21'11.75"	5 Jubalani Smith (jr)	Dors 21'10.25"
6 Steve Workman	HunP 23'00.00"	6 Deveryle Jones	Pali 22'02.00"	6 Kevin Hughley	Gard 21'09.75"	6 Danny Haag (jr)	GrHl 21'09.00"
1964		1974		1984		1994	
1 Stan Royster	Jord 23'06.75"	1 James Lofton	Wash 24'03.50"	1 Anthony Reynolds	Frem 23'05.00"	1 Amar Brisco (jr)	Wash 23'00.00"
2 Newjeane Wilson	Jord 23'01.50"	2 Kevin Cole	Gard 24'02.00"	2 Anthony Smith	Univ 23'04.50"	2 Danny Haag	GrHl 22'11.25"
3 Isaac Williams (jr)	Jeff 22'11.50"	3 Bobby Jones	Gard 24'00.50"	3 Mike Pringle (jr)	Kenn 22'02.50"	3 James Lincoln	Birm 22'03.00"
4 Hosea Moore	Venc 22'09.00"	4 Richard Howard	Cars 22'05.25"	4 Kevin Young	Jord 21'11.50"	4 Jubalani Smith	Dors 22'02.75"
5 Craig Newman (jr)	Monr 22'08.50"	5 Carl Mosler	Wash 22'00.25"	5 Derrick McDowell	Wehr 21'04.00"	5 Patrick McCall (fr)	Cars 22'00.50"
6 Mac Jones	Poly 22'07.25"	6 Dwayne Joseph (jr)	Gard 21'07.75"	6 Lawrence Reynolds	Kenn 21'03.50"	6 Ronald Stewart	Gard 21'11.00"
1965		1975		1985		1995 (w +1.69mps on winning jump)	
1 Riley Clark	Jeff 24'02.00"	1 Dwayne Joseph	Gard 23'04.00"	1 Mike Pringle	Kenn 21'05.75"	1 Clarence Scott (jr)	Frem 24'09.50"
2 Freddie Mollett	ManA 23'01.00"	2 Don Tillman	HunP 23'02.50"	2 James Reese	Pali 21'05.25"	(Scott #25'04.50" in semis)	
3 Reginald Gaines	Jord 22'08.50"	3 Victor Lancaster (jr)	Gard 22'10.75"	3 Derrick Ford	HunP 20'10.75"	2 Ronald Stewart	Gard 23'06.25"
4 Isaac Williams	Jeff 22'06.75"	4 David Maskin	Wash 22'02.00"	4 Jerry Gilmore (jr)	Poly 20'08.75"	3 Steve Williams	SFer 22'10.50"
5 Craig Newman	Monr 22'05.50"	5 Derrick Smith	Dors 21'10.00"	5 Floyd Brewer	LAng 20'07.25"	4 Layray McCrery	Dors 21'09.50"
6 John Mason	Jord 22'00.50"	6 Alvin Hooks	Clev 21'09.50"	6 Terry Clark (jr)	Cren 20'06.75"	5 Omar Lucien	Dors 21'03.25"
1966		1976		1986		1996	
1 Howard Williams	Taft 23'02.50"	1 Larry Doubley	ManA 24'11.75"	1 Jerry Gilmore	Poly 22'02.00"	1 Clarence Scott	Dors 24'00.25"
2 Carl Solomon (jr)	ManA 23'01.50"	2 Phil Hubbard	Bann 23'05.50"	2 Terry Clark	Cren 22'00.50"	2 Patrick McCall (jr)	Cars 23'07.25"
3 Robert Mason	Jord 22'06.50"	3 Victor Lancaster	Gard 23'02.75"	3 Carlos Walker	Narb 21'11.25"	3 Javier Baylon	Sgat 22'07.25"
4 Roger Cain	Roos 22'07.00"	4 Tony Scott (jr)	LAng 22'11.75"	4 John Diggs	Kenn 21'00.75"	4 Layray McCrery	Dors 21'09.50"
5 Charles Evans	Gard 21'05.50"	5 Artis Carhee	Jord 22'02.25"	5 Ron Wilkenson (so)	RsdA 20'11.00"	5 Kevin Howard	Venc 22'06.25"
6 Mike Schultz	Birm 21'05.50"	6 DeWayne Jett	SFer 22'00.00"	6 Jeff Inzar	GrHl 20'05.50"	6 Gary Love (so)	Cren 21'03.75"
1967		1977		1987		1997	
1 Lonnie Jones	SFer 23'08.50"	1 Donnie Butler (jr)	Frem 24'04.75"	1 Charles Howlett	Jord 22'11.25"	1 Patrick McCall	Cars 23'08.50"
2 Sidney Wicks	Hami 23'50.00"	2 Tony Scott	LAng 23'02.50"	2 Robert Proctor	Univ 22'09.00"	2 Austin Uku	Narb 23'02.00"
3 Alvin Bovens	LAng 23'04.50"	3 Mike Ackerman	VNuy 23'02.50"	3 Darrell Armstrong	RsdA 22'02.50"	3 Billy Wingfield	Cars 22'03.00"
4 Carles Duckett	Wash 22'11.75"	4 Stephen Bryant	Wash 22'06.25"	4 Ron Wilkenson (jr)	RsdA 21'09.00"	4 Brandon Stewart (so)	Taft 21'10.50"
5 Dan Griffiths	RsdA 22'06.75"	5 Derek Daniels	Wils 22'01.75"	5 Mark Rodgers	Univ 21'01.75"	5 Carlos Mack	VNuy 21'07.50"
6 Charlie Fikes	Frem 22'03.00"	6 Allen Curtis	Jord 22'00.50"	6 Ricky Trotty (jr)	Gard 21'00.50"	6 Gary Love (jr)	Jeff 21'03.50"
1968		1978		1988		1998	
1 John Smith	Frem 24'04.50"	1 Donnie Butler	Frem 25'04.00"	1 Ron Martin	Chat 23'01.00"	1 Gary Love	Jeff 22'03.75"
2 Stanley Fry	ManA 23'11.00"	2 Mike Bradford	FrFx 24'03.50"	2 Samuel Watson	Wash 22'03.50"	2 Edell Shepard	Dors 22'03.25"
3 Roy McCollum	ManA 23'01.75"	3 Anthony Evans (jr)	SGat 23'00.00"	3 Michael Williams	Cren 22'01.50"	3 J.L. Lewis	Dors 22'02.50"
4 Steve Holden (jr)	Gard 23'00.50"	4 Ricky Crosby	Roos 22'06.50"	4 James Green	VNuy 21'07.25"	4 Devin Houston (jr)	Frem 22'00.75"
5 Mark Bellamy	VNuy 22'11.75"	5 Craig West	Pali 22'00.25"	5 Alvin Trotter	Wehr 21'04.25"	5 Daniel Lehman (jr)	EagR 21'11.50"
6 James Butts	Frem 22'11.25"	6 Bob Hardison	GrHl 21'11.75"	6 Mohammed Zaid	VNuy 21'01.25"	6 Deangelo Nedd (jr)	ECam 21'07.75"
1969		1979		1989		1999 (all wind-aided jumps)	
1 Steve Holden	Gard 23'04.50"	1 Anthony Evans	SGat 23'04.50"	1 Sharrief Shah	Dors 22'05.50"	1 Chris Morgan (so)	Taft 23'09.00"
2 David Jackson (jr)	Bann 22'05.25"	2 Darryl Taylor (jr)	Pali 23'01.75"	2 Derril White	Monr 22'04.00"	2 Deangelo Nedd	ECam 22'11.00"
3 Monte Buckner	Cren 22'01.75"	3 Glen Smith	Hami 23'00.75"	3 Christopher Roulier	Cars 22'01.00"	3 Daniel Lehman	EagR 22'07.25"
4 Tim Taylor	SFer 21'08.50"	4 Doyle Gallon	Gard 22'05.25"	4 David Erhardt (so)	CanP 22'00.25"	4 Devin Houston	Frem 22'07.00"
5 Larry Tice	Bell 21'06.75"	5 Richard Allen	Gard 22'05.25"	5 Eddie Bowling	CanP 21'04.00"	5 Fernando Lopez (jr)	Taft 22'06.00"
6 Edward Fikes	Frem 21'01.75"	6 LaDale Jackson	Gard 22'03.00"	6 Richard Talley	Univ 20'01.25"	6 Mark Estelle	Cars 22'02.75"

Boys Shot Put

Shot Put

1935		1942		1948		1954	
1 Ray Young	*Ris #56'00.87"	1 Roy Thurman	Frem 57'02.50"	1 Bob Cameron	Wash 56'06.50"	1 Dan Everage	Jord #60'10.75"
2 Johnny Flynn	*BvH 52'03.75"	2 Vic Mastro (jr)	Mrsh 55'08.50"	2 Gene Body	NHwd 53'11.00"	2 Norm Volen (jr)	Roos 59'05.50"
3 Phil Gaspar	LAng 51'11.25"	3 Sid Cohen	Roos 54'00.00"	3 Vlado Deretich	Garf 53'05.37"	3 Joel Stafford	Jeff 58'02.00"
4 Jack Banta	LAng 51'04.50"	4 Gordon Manwarren	Frem 50'11.50"	4 Sam Crisa	SPed 52'09.00"	4 Harry Thomas	ManA 54'10.50"
5 Jack Danskin	Frem 50'00.75"	5 Ed Ward	Wash 50'04.00"	5 J.Hollingsworth(jr)	Wash 52'01.00"	5 Carl Boles	Frem 54'06.00"
				6 Perry	Frem 51'08.00"	6 Dave Davis (so)	CanP 52'06.00"
1936		1943		1949		1955	
1 Art Fraisse	Belm 52'09.50"	1 Vic Mastro	Mrsh 54'07.00"	1 Jim Hollingsworth	Wash 55'04.25"	1 Herb Griffin (jr)	NHwd 56'10.75"
2 Kenny Washington	Linc 51'08.25"	2 Paul McCollum	Univ 50'11.50"	2 Cet Noe	Wash 52'07.75"	2 Clark Holden	Mrsh 54'04.75"
3 John Thye	HLwd 51'07.75"	3 D Stone (jr)	Univ 49'11.50"	3 Bob Leake (jr)	Gard 50'06.50"	3 John McLane (jr)	LAng 52'09.00"
4 Shaw	ManA 48'08.75"	4 John Cousimano	SGat 49'05.50"	4 Roger Braasch (jr)	HunP 50'00.50"	4 Gary Showalter	SGat 52'08.50"
5 Brown	SGat 48'01.50"	5 L Cimmarusti	Mrsh 48'09.25"	5 Willard Williams	NHwd 50'00.25"	5 Dan O'Brien	Univ 51'09.50"
				6 Doug Atkeson	Narb 49'09.50"	6 Shoji Yasuda	Univ 50'01.00"
1937		1944		1950		1956	
1 Tom Direaux (jr)	Jeff 53'02.87"	1 Nick Artukovich	Belm 51'09.50"	1 Mason Benner	Hami 54'02.00"	1 Dave Davis	CanP #62'07.50"
2 Len Berg	Frem 52'03.50"	2 Joe Payne	SFer 49'05.75"	2 Sher.Sosnofsky (jr)	Roos 51'10.50"	2 Herb Griffien	NHwd 57'07.50"
3 Ray Woods (jr)	SFer 51'03.62"	3 Avelle Stromme	Frem 49'03.50"	3 Bob Leake	Gard 51'10.00"	3 John McLane	LAng 56'11.75"
4 Mel Bleeker	Frem 49'11.00"	4 Morgan	CanP 49'03.00"	4 Jack Langford	NHwd 51'02.50"	4 Dave Roberts	SGat 51'04.00"
5 Art Rasmussen	FrFx 49'07.50"	5 Joe Perry	Jord 48'07.00"	5 Roger Braasch	HunP 51'01.00"	5 Vince Asaro	Bann 50'11.25"
				6 Roger Hooks	Wash 50'11.50"	6 Gordon Martin	VNuy 50'08.50"
1938		1945		1951		1957	
1 Tom Direaux	Jeff #58'05.12"	1 Kipp Stewart	HLwd 51'09.87"	1 Mel Knight	SGat 55'07.00"	1 Kent Miller	Univ 56'08.75"
2 Ray Woods	SFer 51'07.62"	2 Bob Moore	Wash 49'07.25"	2 Sherwin Sosnofsky	Roos 55'01.50"	2 Greg Mather	Birm 55'02.75"
3 Don Weller	ManA 50'01.87"	3 Mart Scisorek	Mrsh 49'05.87"	3 Jack Lyon	CanP 52'07.50"	3 Tony Angell (jr)	NHwd 54'06.00"
4 Dreher	NHwd 49'08.50"	4 Milton Lloyd	Wils 48'02.00"	4 James Cary (jr)	Jeff 51'06.00"	4 Lee Critchfield	NHwd 54'01.00"
5 Henry Duvall (jr)	LAng 49'02.50"	5 Vince Dtamaso	SFer 48'06.75"	5 Don Shinnick	SPed 51'05.50"	5 Ken Coones	Bann 52'09.75"
				6 Harry Ellis	Dors 51'04.50"	6 Tom Hibler	Frem 52'06.50"
1939		1946		1952		1958	
1 Ronnie Thomas	ManA 54'00.25"	1 Bill Rivers	Frem 52'06.50"	1 Tom Meyer	EagR 55'01.50"	1 Tony Angell	NHwd 58'01.25"
2 Sherwood Fries	FrFx 51'06.00"	2 Bob Levin	Wils 50'10.62"	2 James Cary (jr)	Jeff 52'08.25"	2 Bill Peters	FrFx 57'05.25"
3 George Aird	HunP 50'08.50"	3 Bob Cameron (so)	Wash	3 Don Shinnick	SPed 52'02.12"	3 Lou Fasano (jr)	NHwd 53'11.75"
4 Harry Adelman	Roos 50'07.00"	4 Bob Stillwell	Wash	4 Sam Bridges	NHwd 51'04.00"	4 Tom Bretches	Wash 53'00.50"
5 Henry Duvall	LAng 50'02.75"	5 Henry Wray	NHwd	5 Tony Mosich	SPed 51'04.25"	5 Tony Hellos	Hami 52'10.00"
		6 B Bulkin	Mrsh	6 Don Johnson	Poly 51'04.12"	6 Adolph Brown	Frem 52'05.00"
1940		1947		1953		1959	
1 Willie Slayton	Garf 52'06.37"	1 Bob Cameron (jr)	Wash 54'03.75"	1 Ray Martin	VNuy 58'00.00"	1 John McGrath	Mrsh 56'08.00"
2 George Phillips	Frem 52'06.25"	2 Geral Perry (jr)	Frem 51'04.50"	2 Dan Everage (jr)	Jord 57'02.25"	2 Jack Williams	Frem 55'02.00"
3 Eddie Kalajian	Hami 52'04.25"	3 Leroy Kohler	SGat 51'03.00"	3 Billy Joe Wright	Jeff 55'02.75"	3 Lou Fasano (jr)	NHwd 54'05.25"
4 Henry Springer (jr)	SGat 52'01.12"	4 Bob Ursery	Jeff 51'02.87"	4 Dale Brudvig	Wash 54'04.50"	4 Dan Ghorzley	Univ 53'07.25"
5 Dick Frey	Bann 51'08.50"	5 Ken Foster	Bell 50'09.75"	5 Norm Volen (jr)	Roos 53'09.75"	5 Hal Bedsole	RsdA 53'02.50"
		6 Arnold Klein	Ross 49'09.25"	t6 Carl Boles	Frem 51'05.50"	6 Tom Thompson	Narb 52'05.50"
1941		Key to symbol:		1954		1959	
1 Henry Springer	SGat 55'03.25"	t = tie for place shown		t6 Nick Bockwinkle	CanP 51'05.50"		
2 George Gist	Frem 55'02.62"	# = mark bettered City					
3 Jack Hollar	Narb 52'09.75"	Championships Record					
4 Jim McClinnaan	Jeff 51'00.00"						
5 Doug Miller	Univ 50'04.75"						

Measurements of fractions of an inch are shown thusly:

0.12 = 1/8"	0.50 = 1/2"	0.75 = 3/4"
0.25 = 1/4"	0.62 = 5/8"	0.87 = 7/8"
0.37 = 3/8"		

Shot Put weight in the California Interscholastic Federation (CIF) has always been 12 pounds for boys. The only significant change in technology occurred in the late 1950's, when cement rings replaced dirt rings, enabling shot putters to increase their speed across the ring.

Discus Throwing, while not a part of the Los Angeles City Section CIF, is thrown at the California State Meet and in most other sections of the state. Los Angeles City boys have a special qualifying trial each year, in order to part in the State Meet. On occasion, an L.A. City boy has reached the State finals, but only two have medalled.

City Section Championships Medallists Leading Schools (1935-1999) Shot Put

Fremont 21 medals (2 champions), Washington 20 (5), South Gate 15 (2), Dorsey & Jefferson & Marshall 11 (3), El Camino Real 11 (1), Banning 10 (3)

CALIFORNIA STATE MEET MEDALLISTS - Shot put

Total Placers (first thru sixth) 1915-1999 = 53 Champions = 12..1917-Jim Blewett (ManA), 1919-Ernst Hartman (Poly), 1926-Maury Lauterman (Poly), 1928-Garrett Arbelbide (HunP), 1930 & 1931-don Carter (Fran), 1933-Jim donaldson (HLwd), 1934-ray Young (*Ris), 1945 & 1948-bob Cameron (Wash), 1965-Steve marcus (Pali), 1999-Rhuben Williams (EagR)

Boys Shot Put

Shot Put cont.

1960		1970		1980		1990	
1 Allen Jacobs	Fran 57'03.75"	1 Harvey Goodman	Poly 57'07.50"	1 Michael Alo (jr)	Bann 58'07.50"	1 Gregory Barnard	Taft 53'04.50"
2 Herb Stewart	Univ 56'00.25"	2 David Gerasimchuk (so)	Narb 54'00.25"	2 Sidney Dodd	Frfx 58'06.25"	2 Karl Gardley	CanP 52'00.00"
3 Williw Montgomery (jr)	Jeff 55'07.75"	3 David Benner (jr)	SGat 54'00.25"	3 Paul Gates	Bann 58'03.75"	3 Lee Freeman	VNuy 49'03.25"
4 Earl McCaskill	Rdsa 53'04.50"	4 John Verde	GrHl 53'11.50"	4 Dennis Ray	Chat 55'02.00"	4 Carles Payton	Bann 47'02.00"
5 Tom Aldham	Gard 52'00.75"	5 Chuck Wilson	Clev 53'06.00"	5 Terry Youngblood	Frem 53'04.25"	5 Jorge Lepe	Wils 46'10.25"
6 Roy Williams	Bann 51'11.00"	6 Woodrow Perkins	Lang 53'04.00"	6 Pili Tutuwano	Narb 51'04.50"	6 John Jones	Kenn 46'10.25"
1961		1971		1981		1991	
1 Willie Montgomery	Jeff 58'00.50"	1 David Gerasimchuk (jr)	Narb 59'05.25"	1 Michael Alo	Bann 59'00.50"	1 Dwayne Sanders (jr)	Dors 52'00.00"
2 Bill Jarrett	Poly 55'10.00"	2 Mike Metoyer	Gard 59'05.00"	2 Josh Jonson	Frfx 55'06.00"	2 Brian Burks	Wash 49'01.25"
3 Jerry Hayhoe (jr)	Birm 55'02.75"	3 Chuck Mazurek	ECam 59'03.50"	3 Bill Cunningham (jr)	Rdsa 54'11.50"	3 Eric Battle (jr)	Bann 48'09.25"
4 Howard Briles	Dors 55'01.50"	4 Chuck Wilson	Clev 58'00.75"	4 Steve Jones	Dors 54'07.00"	4 Javier Gudino (jr)	Linc 48'07.00"
5 Bob Boozell	Univ 54'05.75"	5 David Benner	SGat 57'06.00"	5 Scott Gibson	Kenn 53'11.00"	5 Byron Kinabrew (jr)	Dors 48'02.50"
6 John Cousimano	SGat 54'00.50"	6 Mike Budicich (jr)	SGat 56'03.50"	6 Eddie Reese	Sylm 53'06.00"	6 Robert Esparza	Wils 47'10.25"
1962		1972		1982		1992	
1 Jerry Hayhoe	Birm 57'01.75"	1 David Gerasimchuk	Narb 56'08.25"	1 Steve Gilmore	VNuy 55'11.50"	1 Dwayne Sanders	Dors 51'10.00"
2 Howard Hartman	Frfx 55'00.50"	2 Mike Budicich	SGat 60'11.75"	2 Jim Reynosa	SFer 52'08.75"	2 Melvin Clark	Monr 49'10.00"
3 Gary Barr	Poly 54'09.00"	3 Mike Metoyer	Gard 60'01.00"	3 Daryl Pulliam	Wash 52'02.25"	3 Greg Jones (jr)	Lock 48'10.00"
4 Dennis Chinn	Eagr 54'02.25"	4 Bruce Brooks	Wash 57'10.25"	4 Mark Pine	GrHl 52'01.00"	4 Jerome Pope	SPed 47'06.25"
5 Bob Osborne	SFer 53'01.00"	5 Anthony Love	Hami 57'05.75"	5 Bill Cunningham (jr)	Rdsa 51'04.00"	5 Kevin Blount	CanP 47'02.50"
6 Ray Ruddell (jr)	Lock 53'00.00"	6 Jon Nomis (jr)	Grnt 55'07.25"	6 Michael Moore	Jeff 51'01.25"	6 Bryant Parra	Eagr 45'11.00"
1963		1973		1983		1993	
1 Carles Hunter	Bann 56'01.75"	1 John Nomis	Grnt 59'07.75"	1 Mike Fine	GrHl 54'01.50"	1 Greg Jones	Lock 54'04.25"
2 Ray Ruddell (jr)	Eagr 55'04.50"	2 Donald Baxter	Jord 58'02.00"	2 Mordecai Affalo	Univ 53'10.75"	2 Grady Mertes	Chat 52'10.00"
3 Ron Heiman	Birm 55'03.00"	3 Bruce Rothschild (jr)	NHwd 57'10.00"	3 Darrell McIntyre	Kenn 53'02.00"	3 Brian Tade (jr)	ECam 52'09.25"
4 Art Shartsis	NHwd 54'05.75"	4 Curtis Yarbrough (jr)	Frem 57'06.25"	4 Alain Greet	Poly 51'07.50"	4 Tyrone Carter	Wchr 49'09.00"
5 Ruben Munoz	Rdsa 54'01.00"	5 Dan Arnold	VNuy 55'08.75"	5 Robert Dyer	Birm 50'08.25"	5 Jabarha Henry	Monr 49'04.00"
6 Mike Edelman	Clev 54'00.50"	6 Gary Wilde	Birm 55'02.00"	6 Mark Guzman (jr)	Eagr 49'09.00"	6 Antoine Sye	Pali 46'03.00"
1964		1974		1984		1994	
1 Isiah Oakes	Venc 59'08.00"	1 Mark Brouhard	ECam 59'08.50"	1 Mark Guzman	Eagr 56'10.50"	1 Brian Tade	ECam 56'00.50"
2 Steve Johnson	Monr 58'08.75"	2 Bruce Roschild	NHwd 58'07.00"	2 Scott Schain (jr)	GrHl 53'10.50"	2 Michael Curry (jr)	Mrsh 51'03.25"
3 Dwight Staten	Wash 58'00.75"	3 Curtis Yarbrough	Frem 56'11.00"	3 Ruffin Patterson	Wchr 53'09.75"	3 Jeff MacRea (so)	ECam 50'08.25"
4 Bill Hayhoe	Birm 56'00.50"	4 Bob Bushman	ECam 56'05.50"	4 Mike Nishanian	GrHl 53'07.00"	4 Ieamal Jospeh (jr)	Taft 49'08.25"
5 Roy Dimon	Sylm 55'07.50"	5 Eddie Olguin	SPed 54'04.25"	5 Bob Menifield	Frem 53'06.00"	5 Damien Howard	Cars 49'02.50"
6 Gerry Moore	Eagr 55'04.00"	6 Ramon Lozano	Garf 52'01.25"	6 Keith Bryant (jr)	Birm 53'03.50"	6 Matt Jones (jr)	NHwd 48'04.00"
1965		1975		1985		1995	
1 Steve Marcus	Pali 56'02.50"	1 Rubin Vaughn	Jord 58'00.50"	1 Keith Bryant	Birm 56'06.25"	1 Michael Curry	Mrsh 53'04.50"
2 Eric Markey	Mrsh 58'01.50"	2 Tony Porche	Belm 53'06.25"	2 Scott Schain	GrHl 56'02.00"	2 Matt Jones	NHwd 51'02.00"
3 Leonard Mogno	Wchr 56'02.75"	3 Vic Vasu (jr)	Kenn 53'06.00"	3 Paul Kim	Monr 56'01.75"	3 Dion Gaston	Taft 50'08.00"
4 Robert Cole	Dors 55'10.50"	4 Mark Fresh	Taft 52'11.00"	4 Maro Serrano	Belm 56'00.75"	4 Kartrell Baker (jr)	Frem 50'03.25"
5 Herman Clayborne	Wash 55'06.50"	5 Clarence Bailey	Frem 52'09.00"	5 Ken Lear	Pali 54'03.00"	5 Michael Scher	Mrsh 50'01.50"
t6 Jim Zuleback	Grnt 55'01.00"	6 James Barlow	Birm 50'08.50"	6 Dan Barnes	ECam 53'11.00"	6 Jashon Farris	Frfx 48'11.00"
t6 Tim Loosbrock	Poly 55'01.00"						
1966		1976		1986		1996	
1 Mark Arnold	Pali 57'11.50"	1 Jon Fordham	Univ 58'04.50"	1 Mark Lambert	Pali 58'03.25"	1 James Agnew	ManA 50'02.00"
2 Cliff McConahay	Birm 57'04.25"	2 Pierre Henry	Cren 57'03.75"	2 Eduardo Vega	Hami 54'11.00"	2 Alvin Marin	Dors 49'02.25"
3 Herman Clayborne	Wash 54'01.25"	3 Steve Guzman	Eagr 55'03.00"	3 Guy Morrison	SGat 50'11.00"	3 Jeff McRea	ECam 49'01.50"
4 Jess Craig	Dors 53'10.50"	4 Allan Kennedy	ECam 54'04.75"	4 Tim McDaniel (jr)	Jord 49'05.75"	4 Vince Rodriguez	CanP 48'07.00"
5 Emmit Wite	Jord 51'09.25"	5 Phil Tripp	ECam 53'05.75"	5 Doug Amador	Fran 48'09.00"	5 Damien Marzett	Lock 47'06.50"
6 Bruce Holden	Pali 50'08.50"	6 Vic Vasu	Kenn 52'07.25"	6 Johnny Hughes	ManA 47'08.50"	6 Juan Marez	Garf 47'04.00"
1967		1977		1987		1997	
1 Clarence Davis	Wash 57'04.25"	1 Joe Gary	Wash 56'00.50"	1 Jason Wyatt	Dors 54'08.00"	1 Larry Triplett	Wchr 52'03.50"
2 Lamar Anderson (jr)	Jord 56'05.75"	2 Derek Brandon	Mrsh 56'00.00"	2 Amari Davis	Univ 53'05.00"	2 Vince Rodriguez	CanP 51'09.00"
3 Doug Combs	GrHl 56'04.75"	3 Glen Gottfried	Pali 52'08.00"	3 Tim McDaniel	Jord 52'07.25"	3 Anselmo Loya (jr)	Fran 49'11.50"
4 Mike Crawford	Frem 54'11.50"	4 Steve Svastits (jr)	Clev 52'06.00"	4 Chris Orrill	GrHl 52'00.50"	4 Dennis Tillet (so)	ManA 49'11.00"
5 Allan Graf	SFer 53'07.50"	5 Ralp Coldwell (jr)	Wchr 52'02.50"	5 Jack Swan (jr)	ECam 51'03.00"	5 Evan Armstrong (jr)	VerH 49'10.25"
6 Lynn Hughes	Narb 53'01.00"	6 Rick Greczyk	Gard 51'08.00"	6 Joshua Prince	Frfx 50'09.00"	6 Eric Wilson	Birm 48'04.50"
1968		1978		1988		1998	
1 David Brown	Eagr 60'07.00"	1 Randy Ellis	Monr 54'07.00"	1 Chaka Milbrey	Clev 55'01.00"	1 Rhuben Williams (so)	Eagr 58'02.50"
2 Lamar Anderson	Jord 59'09.00"	2 Alex Jackson	Lock 54'06.50"	2 Arnold Ale	Cars 53'01.75"	2 Skyler McKnight (jr)	Rdsa 52'11.50"
3 Tony Sugliuzzo	SPed 54'11.00"	3 Steve Svastits	Clev 54'02.00"	3 Brian Mendoza	SGat 52'11.25"	3 Evan Armstrong	VerH 50'09.50"
4 Donal Morrison	Wash 54'10.75"	4 Arthur Thompson	Jeff 54'01.50"	4 Alex Carbajal	Fran 52'11.00"	4 Blaine Kezerian (jr)	ECam 49'00.50"
5 John Ray	Dors 54'06.25"	5 Ralph Caldwell	Wchr 52'11.00"	5 Dustin Salter	VerH 54'04.75"	5 Juvenil Ronon (jr)	Eagr 48'07.50"
6 Bob Reddy	Birm 53'02.50"	6 Don Wolf	Lock 51'02.50"	6 Vincent Smith	Lock 50'10.25"	6 Terrell Lee	Dors 46'11.50"
1969		1979		1989		1999	
1 Greg Mardarian	GrHl 58'03.75"	1 Sidney Dodd (jr)	Frfx 57'04.50"	1 Bob Whitfield	Bann 52'03.75"	1 Rhuben Williams (jr)	Eagr 60'09.25"
2 Harvey Goodman (jr)	Poly 55'04.00"	2 Paul Gates (jr)	Bann 56'11.25"	2 Greg Barnard	Taft 52'00.50"	2 Skyler McKnight	Rdsa 51'02.00"
3 Kevin Bennett	GrHl 52'03.00"	3 Michael Alo (so)	Bann 56'01.25"	3 Takin Brown	Wash 51'09.50"	3 Blaine Kezerian	ECam 50'02.50"
4 Gary Dornier	Taft 51'09.00"	4 David Morgan	Hami 55'11.00"	4 Alex Flores	Linc 49'10.25"	4 Allen Johnson (jr)	Rdsa 48'09.50"
5 Jeff Sherman	Taft 51'06.75"	5 Pierre Herber	Wils 54'11.00"	5 Morris Unutoa	Cars 49'01.00"	5 Luis Medina (jr)	Birm 48'06.50"
6 Steve Welmar	Wchr 51'06.25"	6 Charles Cain	Jord 53'04.25"	6 Lavelle Price	Wash 47'11.25"	6 Kevin Baird	VerH 47'04.25"

LOS ANGELES CITY SECTION TRACK & FIELD CHAMPIONSHIPS

Boys Triple Jump

Triple Jump

1977		1983		1989		1995	
1 Cary Tyier	Wash #49'02.25"	1 Eric Moses	Grnt 46'11.75"	1 Delvaughn Alexander	Univ 45'11.00"	1 Steve Williams	SFer 49'01.00"
2 James Frazier	Frem 48'05.00"	2 Anthony Bailous	CanP 46'04.25"	2 Robert Anderson	Jord 45'00.75"	2 Ronald Stewart	Gard 46'08.25"
3 Mitchell Zarders	Hami 47'10.25"	3 Eddie West	Birm 45'11.50"	3 Chris Morris	Bann 44'10.00"	3 Keith Friday	Dors 46'06.00"
4 Bob Hardison (jr)	GrHl 15'08.50"	4 Otis Hopkins	Mrsh 45'08.00"	4 Sharrief Shah	Dors 44'02.00"	4 Johnnie Johnson	Cren 46'01.50"
5 Dennis Seeley	SFer 45'06.75"	5 Jamie Williams	Cars 45'02.50"	5 Adam Henderson	LAng 44'01.75"	5 Thurston Washington	Frem 45'09.00"
6 Lenard Johnson (jr)	Frfx 45'03.25"	6 Mark Willis	Dors 43'08.50"	6 Lamar Lovett (jr)	Fran 44'00.50"	6 Roderick Crow (jr)	ECam 45'01.00"
1978		1984		1990		1996	
1 Louis Faison (jr)	Bann 47'04.75"	1 Kevin Young	Jord 45'06.50"	1 Derek Scurry (jr)	Wash 45'07.00"	1 Dominic Young	Venc 45'05.25"
2 Bob Hardison	GrHl 46'10.00"	2 Eric Wilson	SFer 45'10.50"	2 Irving Carter	Taft 45'03.25"	2 Jewel Jones	Frem 44'04.75"
3 Terrell Drake	Jord 46'07.00"	3 Anthony Lewis (jr)	SFer 45'03.00"	3 Daniel Johnson	Bann 45'01.50"	3 Kidefu Evans	ECam 44'01.75"
4 Lenard Johnson	Frfx 46'02.25"	4 Guido Golliday	Frem 4'30.10"	4 Kennard Durr	ECam 44'02.25"	4 Johan Owens	ECam 43'09.50"
5 Randy Scott	ManA 46'02.25"	5 Kevin Thomas	Pali 42'11.50"	5 Louis Jones	Venc 43'09.50"	5 Robert Williams	Roos 43'08.25"
6 Dean Crockett	Lock 45'01.25"	6 Adrian Iznahour (jr)	Gard 41'11.50"	6 Darrell Hodge (jr)	Birm 43'09.50"	6 Kevin Howard	Cren 42'00.50"
1979		1985		1991		1997	
1 Louis Faison	Bann 47'02.00"	1 Trent Miller	Frem 45'10.75"	1 Travis Davis	Bann 45'02.25"	1 William Rosser	Gard 46'08.00"
2 Deon Crockett	Lock 46'08.25"	2 Anthony Lewis	SFer 44'02.00"	2 Rendell Abdullah	SFer 44'11.75"	2 J.L. Lewis (jr)	Dors 45'10.00"
3 Barry Mitchell	Wash 46'08.00"	3 Fred Alexander	Dors 43'11.50"	3 William Martin (jr)	Gard 44'04.50"	3 Amon Head (jr)	Dors 44'04.75"
4 Freeman Miller (jr)	Frem 46'06.25"	4 Adrian Iznahour	Gard 43'10.50"	4 Michael Pak	CanP 43'04.50"	4 Marcus McDaniels	Pali 44'01.50"
5 Bernard Elmore	Lock 44'02.50"	5 Britton McLinn (jr)	Garf 42'10.50"	5 Darrell Moore	Birm 42'07.25"	5 Tremell Lewis (jr)	Univ 43'10.50"
6 Scott Countryman	Monr 43'06.00"	6 Richard Ashe	Birm 42'07.75"	6 Carlos Cole	Lock 42'05.25"	6 Vache Hcopian	VerH 42'11.00"
1980		1986		1992		1998	
1 Paul Jones (jr)	Kenn 48'07.50"	1 Jerry Gilmore	Poly 45'09.50"	1 Mark Batiste	Bann 47'03.75"	1 J.L. Lewis	Dors 45'06.50"
2 Freeman Miller	Frem 48'07.00"	2 William Dixon	Clev 44'09.00"	2 Jeff Nadeau (jr)	Monr 44'03.00"	2 Edell Shepard	Dors 44'07.00"
3 Kevin Thompson	Frem 46'06.00"	3 Britton McLinn	Garf 44'06.50"	3 Kory Jones	Frem 43'10.50"	3 Deangelo Nedd (jr)	ECam 44'00.75"
4 Michael Grissett	Lock 46'00.25"	4 Marvin Douglas	Frem 43'09.50"	4 Tim Kilgo	Clev 43'05.50"	4 Amon Head	Dors 42'05.00"
5 Marc Tamase	Belm 46'00.00"	5 Keith Amerson	Hami 43'00.50"	5 Floyd Parks	Pali 42'06.25"	5 Tremell Lewis	Univ 41'03.75"
6 Darryl Taylor	Pali 45'10.00"	6 Irving Booker	Frfx 43'00.50"	6 Eric Torres	VerH 42'04.50"	6 Deron Ausint (jr)	Bann 41'01.00"
1981		1987		1993		1999	
1 Philip Anderson	Frem 48'00.75"	1 Daryle Smith	Taft 45'06.75"	1 Jeff Nadeau	Monr 45'07.25"	1 Derrick Wells	Univ 46'04.00"
2 Paul Jones	Kenn 46'01.50"	2 Ron Martin (jr)	Chat 45'06.50"	2 Mario Wilkins	Dors 44'06.25"	2 Deangelo Nedd	ECam 45'03.50"
3 Ed Saignes	Poly 46'00.25"	3 Ron Wilkinson (jr)	RsdA 45'04.50"	3 Anson Credille	NHwd 44'05.00"	3 Jammal Crawford (j)	Taft 45'01.00"
4 Kevin Holmes (jr)	Clev 45'04.25"	4 Jeff Ricks	RsdA 44'11.75"	4 James Lincoln (jr)	Birm 44'04.00"	4 Arlen Escarpeta	Hlwd 44'10.25"
5 Hilbert Lee	Clev 45'02.50"	5 Robert Proctor	Univ 44'10.00"	5 Robert Turner (jr)	Gard 42'07.50"	5 Deron Ausint	Cars 43'07.00"
6 Maury Burnett (jr)	Wash 45'00.00"	6 Diaz	Jeff 42'05.75"	6 Michael Dorsey (jr)	Univ 42'00.25"	6 Leonard Lendor	Gard 43'06.25"
1982		1988		1994			
1 Kenny Howard	Wash 46'10.75"	1 Ron Martin	Chat 46'08.00"	1 Ronald Stewart (jr)	Gard 47'01.50"		
2 Kevin Homes	Clev 46'09.00"	2 Larry Stokes	Bann 46'07.00"	2 Andre Wallace	Jord 45'01.50"		
3 Maury Burnett	Wash 46'00.75"	3 Yono Smith	Taft 46'02.00"	3 James Lincoln	Birm 44'08.00"		
4 Jamie Williams (jr)	Cars 45'08.25"	4 Ron Wilkinson	RsdA 45'08.50"	4 Jubalani Smith	Dors 44'05.50"		
5 Stephen Baker	Hami 44'02.50"	5 James Green	Vnuy 44'06.00"	5 Tyrone Jolly	Narb 44'04.00"		
6 Rodney Davis	Univ 44'00.50"	6 Bryan Addison	Chat 43'10.50"	6 Michael Dorsey	Univ 44'00.00"		

Key to symbols:
 # = time bettered or tied
 City Championships Record

Tie-breaking rules for horizontal field events, including long and triple jump, were instituted in 1969. In case the best jump of two different jumpers is identical, the second best jump of each jumper is used to determine the higher position for medals. In this case the longer second best jump gets the preferred place.

City Section Championships Medallists

Leading Schools (1935-1999) Triple Jump

Fremont 11(2 champions), Dorsey 11 (1), Gardena 8 (1), Washington 6 (3), El Camino Real 6 (0)

CALIFORNIA STATE MEET MEDALLISTS - Triple Jump Total Places (first thru sixth) 1973-1999 = 8; Champions = 2-1976-Greg Caldwell (Frem), 1980 Freeman Miller (Frem)

School Abbreviations:

Bann - Banning	ECam - El Camino Real	Kenn - Kennedy	Roos - Roosevelt
Bell - Bell	Frfx - Fairfax	LACE - Los Angeles CES	SFer - San Fernando
Belm - Belmont	Fran - Franklin	Linc - Lincoln	SPed - San Pedro
Birm - Birmingham	Frem - Fremont	Lock - Locke	SOCE - Sherman Oaks C
Brvo - Bravo Medical	Gard - Gardena	LAng - Los Angeles	SGat - South Gate
CanP - Canoga Park	Garf - Garfield	ManA - Manual Arts	Sylm - Sylmar
Cars - Carson	GrHl - Granada Hills	Mrsh - Marshall	Taft - Taft
Chat - Chatsworth	Grnt - Grant	Monr - Monroe	Univ - University
Clev - Cleveland	Hami - Hamilton	Narb - Narbonne	Vnuy - Van Nuys
Cren - Crenshaw	Hlwd - Hollywood	NHwd - North Hollywood	Venc - Venice
DBus - Downtown Busines	HunP - Huntington Park	Pali - Palisades	VerH - Verdugo Hills
Dors - Dorsey	Jeff - Jefferson	Poly - Polytechnic (LA)	Wash - Washington
EagR - Eagle Rock	Jord - Jordan	RsdA - Reseda	Wehr - Westchester
			Wils - Wilson

Note: The following schools, denoted by an asterisk (*), are no longer part of the Los Angeles City Section:

*BvH - Beverly Hills

*ESg - El Segundo

*LBJ - Long Beach Jordan

*Ris - Riis

*Tor - Torrance

LOS ANGELES CITY HIGH SCHOOLS

ALUMNI HONOR ROLL

Track & Field - Men

Simply put, Los Angeles City Schools have produced more national and world class track and field athletes, by far, than any other school system in the U.S.A. and, indeed, the entire planet.

Since 400 meter man George "Spec" Schiller (LA Poly '18) made the 1920 Olympic Team, Los Angeles City High School alumni have reached Olympic Final each year the United States has participated, through 1996, usually winning one (or many more) medals. Men's Olympic gold medal winners at 200, 400 and 800 meter runs, 400 meter hurdles, high jump, pole vault and both relays, not to mention other medals in the triple jump, shot put and high hurdles, have been garnered by Los Angeles City high school graduates.

Pole vaulter Lee Barnes (Hollywood '24) was only the first of numerous world and/or national record holders in such men's events as 100 yards, 100 meters, 220 yards (straightaway), 200 meters (curve), 440 yards, 400 meters, 880 yard, 10,000 meters, high and intermediate hurdles, high jump, pole vault, triple jump, shot put, 50 miles and virtually every relay imaginable. Countless collegiate and school records have been accumulated by L.A. trackmen.

Scores of National Championships and literally hundreds of National medallists originated their track careers in L.A. schools.

The "cream-of-the-crop" of Los Angeles schools graduate trackmen is detailed in the following pages. Selections are based on (1) major honors won, (2) comparing rankings with other athletes in the same event of the their own and earlier or later eras, and (3) longevity. For some, the effect on their event(s) is also considered.



CITY ALUMNI GREATS

Mel Patton (left)
with All-Time Great
Coach Dean Cromwell

Mal Whitfield

Twenty-Seven World
and National Rec-
ords between them.



The compilation of top L.A. City alumni trackmen, on the following pages, has been assembled by Bill Peck, with valuable assistance and recommendations by Rick Obrand and Calvin Brown. Readers should feel free to disagree the selections. Comments, complaints and notable omissions are eagerly solicited by the compiler: Bill Peck, 4215 Normal Ave., Apt. 9, Los Angeles, CA 90029...(323) 666-0546. Let us know your opinions and preferences!

LOS ANGELES CITY HIGH SCHOOLS ALUMNI HONOR ROLL

Sprints

100 yard/100 meter Dash

1. **MEL PATTON** (University '43) was undoubtedly the world's top sprinter in the years immediately following World War II. He won three consecutive NCAA 100 titles (1947-49) at USC, was the first to run an official 9.3 for 100 yards and a wind-aided 9.1 (1948), after tying the former record of 9.4 six times. Though he was a disappointing third in the final Olympic Trials and fifth in the 100 meter finals at the London Olympic of 1948, he was ranked #1 in the world in his undefeated seasons of 1947 and 1949, in addition anchoring his Trojan team to a 4x100 yard relay World Record.

2. **FOY DRAPER** (Huntington Park '31) was fourth and second in the 1934 and 1936 NCAA and fifth and fourth in the 1935 and 1936 National AAU (behind the great Ralph Metcalfe and Jesse Owens) representing USC. Besides running the second fastest 100 meter time in the world in 1935, he ran on the World Record 4x100 meter Relay at the Berlin Olympics of 1936, with all-time greats Frank Wykoff, Metcalfe and Owens.

3. **ROD RICHARD** (Polytechnic '50), in addition to finishing fourth at UCLA in the 1953 NCAA, was second and sixth, respectively, in 1955 and 1956 National AAU Championships. In between, he was the 1955 Pan-American Games Champion at 100 meters and ranked third in the world that year.

3. **RONNIE RAY SMITH** (Manual Arts '66), in the fastest mass 100 meter races ever run, tied the existing world record of 10.0 in a wind-aided first round heat of the National AAU Championships of 1968, officially broke the record in finishing second in a semi-final at 9.9 then ran 10.0 (fifth) in the final. Later he qualified for the Olympic team that year and ran on the World Record 4x100 meter relay at Mexico City. The following year he was third in the NCAA 100y Championships, while attending San Jose State, behind only Olympians John Carlos and Lennox Miller.

Others considered: Willie White (Jefferson '56), Joe Graffio (Huntington Park '50), Adrian Talley (South Gate '34), Albert Hearvey (Los Angeles '69) ... multiple national medalists, and Guy Abrahams (Washington '70) ... Olympic final.


200 meter/220 yard Dash (turn and straightaway)

1. **MEL PATTON** (University '43) was even better at the furlong, winning two NCAA titles for USC, as well as setting a metric world record on a turn (20.7) at the 1948 Olympic Trials, followed by the Olympic gold at London, then establishing a 220y global record for a straightaway (20.2) the following year. He lost only once at this distance in three years, ran under 20.5 on a straightaway five times and garnered the #1 world ranking in 1947-1949. What's more, he anchored the Trojan World Record 4x220 yard Relay team twice.

2. **JEFF WILLIAMS** (Washington '82) did not compete in track until long after high school, but made up for lost time by ranking in the top ten nationally six years, beginning at age 24, reaching #2 ranking for three years (1994-96). Furthermore, he made world's top five in those three years as well. At Stuttgart, in 1995 at the World Championships, he garnered the bronze medal, and the following year reached the Atlanta Olympic final (fifth).


3. **CLIFF BOURLAND** (Venice '38) reached the top three in the 220 at the NCAA Championships, behind greats Barney Ewell and Hal Davis, for three consecutive years (1941-43) while attending USC. His best times rated in the top seven in the world in his sophomore and senior years. Five years later, he shocked the world by reaching the Olympic Final at London, very narrowly missing a medal in fifth place.

Others considered: Chuck Smith (Los Angeles '66), Rod Richard (Polytechnic '50) and Richard Stebbins (Fremont '62) ... all three finalists in major international meets.



Rod Richard

Otis Davis



Cliff Bourland

Steve Lewis

400 meter/440 yard Dash

(note: Los Angeles has produced more world class 400m/440y sprinters, by far, than any other city on the globe. Hence, we have selected additional runners, who are very worthy of special mention in this event.)

1. **MAL WHITFIELD** (Jefferson '43), though noted primarily as a two-lap specialist, ran the "quarter" superbly, to rank #1 nationally for six consecutive years (1948-53) and fourth, or better, in the world for the same years...first globally in 1949 and 1953. In the latter year, he set U.S. records for 440 yard (46.2) and 400 meters (45.9) in separate races. Competing frequently in Europe and elsewhere, against the Jamaican trio of Arthur Wint, George Rhoden and Herb McKenley, considered among the greatest long sprinters ever, Mal held his own, reaching Olympic Finals in 1948 (third) and 1952. He also anchored the U.S. 4x400 meter Relay teams to Olympic gold and silver in those years, the latter team smashing the long standing world record.

2. **STEVE LEWIS** (Banning sophomore '85), as a teenager won the Olympic gold in 1988, then followed with a silver in 1992, upsets in both cases, and he led off the U.S. World Record 4x400 meter Relay in the latter year. He also won an NCAA and TAC title in 1990 as a UCLA sophomore. He ranked in the top five in the U.S. seven consecutive years (1988-94) and in the top eight in world all those years, as well.

3. **QUINCY WATTS** (Taft '88) was the 1992 NCAA champ as a senior at USC, narrowly qualified for the Olympic team, but finished first at Barcelona later in the summer. Not only was he ranked #1 in the world that year, but achieved four world and six U.S. top ten rankings in the years 1991 thru 1996.

3. **OTIS DAVIS** (Manual Arts '50) started track at age 25 while attending the University of Oregon. Within three years he won two National AAU Championships. Though barely making the 1960 U.S. Olympic team, he bettered the U.S. National Record three times and set World Record in winning the Rome Olympic final, one of the most memorable races ever. For an encore, he also anchored the U.S. 4x400 meter Relay team to a world record.

3. **JOHN SMITH** (Fremont '68) was NCAA champ twice at UCLA, breaking the World 440 yard record as a senior in 1972. He also won two National AAU titles (1970-71), but suffered injury after winning the Olympic Trials in 1972. He was ranked #1 in the world for 1971 as well as fourth in the world for 1970 and 1973.

3. **CLIFF BOURLAND** (Venice '38) was the world's best quarter-miler while at USC in 1942 and 1943, winning NCAA and National AAU titles in both years. He was world ranked as early as 1940 and as late as 1947, despite many war year interruptions.

3. **DANNY EVERETT** (Fairfax '85) was an NCAA Champion at UCLA in 1988 and six-time national medalist, altogether. Rising to the occasion, he was second and first in the Final Olympic Trials of 1988 and 1992, followed by an Olympic bronze medal at Seoul in the former year. He was ranked in the four in the U.S. for six years (1987-92) and within the top five worldwide the same years.

Others considered: Wayne Collett (Gardena '67), Jimmy LuValle (Polytechnic '30), George Schiller (Polytechnic '18), Earl Young (San Fernando (San Fernando '59) ... all Olympians, plus Hubie Kerns (Manual Arts '38) and Loren Benke (Marshall '33) ... national champs.

Distance Races

800 meter/880 yard Run

1. **MAL WHITFIELD** (Jefferson '43) was one of greatest and most influential track & field athletes in history. Not only did he win back-to-back Olympic 800 meter golds (1948 and 1952), but he set world records at 880 yards and 1000 meters, to go along with his six 800 meter/880 yard records...and ran on the world record 4x880 relay team as well! He was a two-time NCAA champ, including a meet record, and runner-up a third time at Ohio State U.. Furthermore he was five time National AAU champ (twice with meet records), plus second or third on three other occasions. He won the U.S. Olympic Trials twice and narrowly missed a third Olympic Team (1956). He ranked as the top U.S. half-miler six seasons and the world's best five time, in a career that spanned a fifteen years. His advocacy of weight lifting helped transform training for track & field (and other sports). His work in East Africa in the early sixties assisted that region, especially in Kenya, to become a distance running super power.

2. **JOHNNY GRAY** (Crenshaw '78), in a very long career approaching a quarter century, has achieved twenty consecutive U.S. national top ten rankings, nine times ranked first! He has ranked in the top ten in the world eleven times and was Olympic Games finalist four times, including a bronze medal in 1992. He has won three U.S. Olympic Trials as well as adding four National Championship titles. Maybe most amazing is his string of fourteen consecutive seasons running under 1:44 for 800 meters, including four years under 1:43!

3. **DAVID MACK** (Locke '79), besides winning a NCAA Championship in 1982, while attending Oregon University, he placed five times within the top four in the National TAC Championships and qualified for two World Championships, garnering seven U.S. national rankings of sixth or better.

Others considered: National champions John Fulton (Los Angeles '40) and Lang Stanley (Jefferson '50)

1500 meter/One Mile Run

1. **GRANT SWAN** (Lincoln '17) was the Pacific Coast Conference One Mile Champion three times (1919, 1920 and 1922), as well as winning the 1920 Western Olympic Trials, while at Oregon State U.

2. **CHRISTIAN CUSHING-MURRAY** (North Hollywood '84) ran consistently fast from 1931 thru 1996, well under 4:00 for a mile in each of those years, bringing him four rankings in the U.S. top ten. In addition to being sixth in the 1992 Olympic Trials 1500 meters, his 3:55.42 for a mile (1994) and 3:39.03 for 1500m (1993) are easily the fastest ever run by an L.A. City graduate.

Others considered: Sid Wing (Hollywood '48), Lee Hansen (Manual Arts '24) ... high NCAA placers, and Ron Cornell (San Pedro '77), Pac-10 Conference runner-up and first L.A. City product to break four minutes for one mile.



**CITY
ALUMNI
GREATS**

Bob Cons



Bob Madrid



Joe Tyler

Two Mile thru 10000 meter Runs

1. **JOE TYLER** (Los Angeles '50) won first place honors in the U.S. Navy and All-Service meets (1952-1956) at 1500, 5000 and 10000 meters, plus 3000 meter Steeplechase and finished his military stint with an American Record of 30:31.9 (1956), which remained unbroken for four years. He also placed prominently in such prestigious races as the Compton Invitational 5000 meters and the Boston Marathon. He remains as the only L.A. City Schools alum to set a national record at a distance of a mile or longer.

2. **BOB MADRID** (Belmont '35), while at Fresno State, was an NCAA medallist in 1940 (sixth) and 1941 (second) at two miles, and California Collegiate Athletic Association champ both years, as well as mile title holder as well in the second year. In addition he was third, second and third again in the National AAU 5000 meter Championships from 1940 thru 1942.

2. **ART CAZARES** (Garfield '36), after setting a National Junior College record for the mile at Los Angeles CC, became a teammate of Madrid at Fresno State. While there, he was fifth (1940) and second (1942) in the National AAU 5000 meter Championships and won the NCAA two mile Championship in 1942. The second world war spoiled the Olympic chances of both he and Madrid.

2. **OLE OLESON** (Palisades '66) was National Junior College record holder for one mile at Santa Monica CC. At UCLA he NCAA Champion at both the indoor Two Mile (8:45.2) and the outdoor Three Mile (13:42.0) in 1969.

Others considered: Bob Hunt (University '51), Bill Scobey (Cleveland '62), Dick Weeks (Birmingham '61), Bill Peck (Hollywood '54), Earl Clibborn (Franklin '61) and John Kennedy (Verdugo Hills '62) ... all national medallists

Marathon

1. **BOBBY CONS** (Polytechnic sophomore '47, Jefferson '49) won four Culver City Marathons (1949, 1953-55) when that was the only 26-miler in the west, with a best of 2:32:46. He was fourth in the Olympic Trials of 1960, after finishing eighth at Boston (fifth American) and was named as first alternate for the Olympic Team.

2. **KEN MOFFITT** (Eagle Rock '70) beginning in high school, has completed 50 Marathons, missing only one year in the last quarter century. At his best he won three Los Angeles Marathons on the Elysian/Griffith Park course and ran nine times between 2:21-2:29. He also set a U.S. Record for 50 miles on a track (averaging 6:27 per miles), a mark which has not been unbroken for 25 years.

3. **BILL SCOBEY** (Cleveland '62) was fifth in the National AAU Marathon of 1971 (2:20:35) and later that year won at Culver City with the fastest time ever recorded by an L.A. city graduate (2:15:21). He followed with a Culver City second (1972) and Avenue of the Giants Marathon win in 1973 (2:17:43).

3. **STEVE MATTHEWS** (Hollywood '59), in 1968, was second in the Las Vegas and Atlanta 26 milers, the missed the Olympic team by a mere eight seconds, while finishing fifth at the ultra-high altitude National AAU/Olympic Trials at Alamosa.

3. **DAVE BABIRACKI** (Granada Hills '70) ran fast at the Boston Marathon in 1979 (2:16:44) and fourth in the National AAU/Culver City race in 1977.

Others considered: Mike Allen (Hamilton '54), Joe Tyler (Los Angeles '50) and Carlos Alfaro (Roosevelt '68)

Race Walking

1. **JOHN WALL** (Lincoln sophomore '30, Roosevelt '32), after a career as one of top distance runners (mile, steeplechase and 5000 meters while at San Francisco University and Olympic Club) on the west coast and nationally, turned to race walking at age 35. At least ten times he was a medallist in National AAU Championships, ranging from 3000 meters (best 16:06.4 in 1953) to 20 kilometers (best of 1:49:01 in 1953) and 50 kilometers (4:35:38 in 1955). He had a "heel-and-toe" career from 1949-1959, while in the U.S. Navy.

2. **BILL CHISHOLM** (Polytechnic '28) not only was ninth in the Olympic Games of Los Angeles in 1932, at 50 kilometers, but fourth and third in the same event at the National AAU meet of 1934 and 1935. Considered one of the outstanding race walk stylists of this event, he became a long time official and promoter of race walking.

3. **JIM HANLEY** (Birmingham '63) was one of the top "speed" walkers in a strong period for the U.S. in this event, placing four consecutive years (1968-71) in the National AAU 3000 meters or Two Mile race walk Championships. He had a best of 14:10.6 for two miles in 1971.

3. **JACK POWELL** (Hollywood '37) was another top "speed" walker and four time National AAU 3000 meter Walk medallist between 1940 and 1951.

Others considered: Ray Parker (Los Angeles '63) and Dick Ortiz (North Hollywood '54) ... both national medallists

Hurdles

110 meter/120 yard High Hurdles (42")

1. CRAIG DIXON (University '44), a smooth stylist, was ranked in the top five of the world for four years (1947-49 and 51-52), heading the world ratings in 1949. He had two third places and a win (meet record) in the NCAA Nationals, representing UCLA, as well as four top four finishes in the National AAU meet, including the Championship in 1949. The previous year he was bronze medalist at the London Olympics.

1. DICK ATTLESEY (Bell '47), at USC, was runner-up, then won the title in the NCAA Championships of 1949 and 1950. In the latter year he set the World Record for both 120 yards and 110 meters in different races. He also won National AAU titles in 1950 and 1951. Needless to say, he ranked #1 in the world those years.

1. TONIE CAMPBELL (Banning '78) was ranked within the top ten in the world and U.S. for eleven consecutive seasons (1980-90), and qualified for three Olympic Teams. He was Olympic finalist in 1984 (fifth) and 1988 (second), plus World Cup champion in 1985 and TAC National Champ the same year.

Others considered: Leighton Dye (Manual Arts '20) ... Olympic finalist, Paul Kerry (Washington '63), Ron Copeland (Dorsey '64) ... national champions, Billy Anderson (Dorsey '47) and Sam Turner (Locke '74) ... world class timber toppers

200 meter/220 yard Low Hurdles (30") (turn or straightaway)

1. CRAIG DIXON (University '44), a three time NCAA placer, including one title, he was also National AAU champ in 1949, where he set the meet record with a personal best 22.6 seconds.

2. RON FRAZIER (Van Nuys '45), a National AAU Champion fresh out of high school, he followed up with three consecutive third place finishes the NCAA Nationals, while competing for USC.

400 meter/440 yard Intermediate Hurdles (36")

1. KEVIN YOUNG (Jordan '84) was runner-up twice NCAA Champion (1986-88) at UCLA. Among many other honors, he won the UST&F Championships (1993), Olympic Trials (1992), World Championships (1993) and Olympic Games (1992). It was at the latter meet in Barcelona that he established the Twentieth Century World Record of 46.78. In addition, he garnered nin U.S. top five rankings and seven world top sixes, with three #1 top spots in each.


2. RALPH MANN (Carson '67) was a three-time NCAA Champion at Brigham Young University (1969-71) and five-time National AAU title winner, as well setting U.S. Records three times, with a lifetime best of 48.51m. In addition to being runner-up at the 1972 Olympic Trials and Munich Olympic Games, he was ranked in the U.S. top two, and world top four in seven consecutive years (1969-75).

3. DICK HOWARD (Los Angeles sophomore '52, Jefferson '54) was NCAA Champion and National AAU winner, with a meet record in 1959, while attending New Mexico University. The following year he was second in both the Final Olympic Trials and 1960 Olympic Games at Rome.

Others considered: Carl McBain (Los Angeles '36) and Walt Smith (San Fernando '38) ... both National AAU Champions ... and Lorin Benke (Marshall '33) NCAA, AAU & Olympic Trials finalist



Craig Dixon




Dick Attlesey

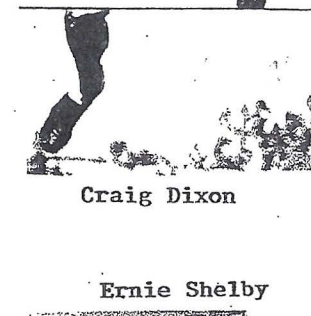


Kevin Young


CITY ALUMNI GREATS



Dick Howard



Ernie Shelby



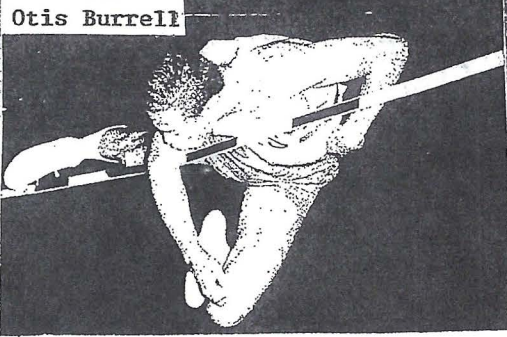
George Brown



Ernie Shelton



Charles Dumas



Otis Burrell

Jumps

High Jump

1. CHARLES DUMAS (Jefferson sophomore '53) achieved world prominence as a high schooler, by tying for the National AAU title in 1955. At the Olympic Trials on June 30th of the following year, at the L.A. Coliseum, he became the first human to officially clear the long sought seven foot barrier, then added the Olympic Championship at Melbourne. Later he won four National AAU Championships and returned to place sixth in the 1960 Olympics. Charlie was ranked #1 in the U.S. three times and within the top three in the world five times. Between 1955 and 1960, he set National Records for high schools (at Centennial High), Community Colleges (at Compton JC) and Colleges (at USC), plus U.S. National, Olympic and World Records. To this day, he is the only person, in any event, to accomplish this feat.

1. CORNELIUS JOHNSON (Los Angeles '33) was twice National AAU Men's Champion as a high schooler, then added three more AAU titles (the first representing Compton JC), breaking the world record in the 1934 meet. He added a higher World Record in 1936. Corny was in two Olympic Finals, tying for first in the Los Angeles Games (as a high school junior), but relegated to fourth in a jump-off. He returned to get the gold medal at Berlin in 1936. He almost equalled Dumas for record setting, missing only the collegiate standard, but breaking every other national and international best including high school, community college, U.S. National, Olympic and World Records.

3. ERNIE SHELTON (Washington '51) was a double NCAA winner at USC, one with a meet record. After garnering a National AAU medal while still in high school, the consistent Shelton placed in the top two in five consecutive AAU finals, including two titles (1954 and 1955). Between 1953 and 1955 he won 46 consecutive meets, which no one in the event up to that time had ever done. In those years, he was undoubtedly the world's #1 leaper.

3. OTIS BURRELL (Jefferson '62) was a NCAA Champion at Nevada Reno in 1971 and a four time National AAU Champion, winning national medals on two other occasions. Clearing seven feet or better each year between 1963-1970, he was ranked in the U.S. top ten those years, leading the rankings in 1965, 1966 & 1969. He was also ranked in the world top four on four occasions and had a best of 7'2½" in 1969.

Others considered: Floyd Jeter (Roosevelt '52), Henry Coggeshall (Polytechnic '24), James Frazier (Fremont '77), Errol Williams (Manual Arts '57), Eric Roberts (Hollywood '48) and Robert Joseph (Washington '69) ... all multi-time national placers.

Long Jump

1. GEORGE BROWN (Jordan '49) was a sixth place medalist in National AAU Men's Championships (and ranked ninth in the world) in his high school senior year. After repeating his AAU place the following year at Compton JC, he became the top "broad jumper" (the term used in those days) in the world, without a doubt, at UCLA. He won two NCAA Championships and three consecutive AAU titles, then was runner-up two more times. In an era when few jumpers could exceed 24 feet regularly, on slow dirt runways, George made a habit of jumping well over 25 feet (seven time in an undefeated 1951, the same in 1952 and five more in 1953), losing only three times in those years, with 41 consecutive victories (1950-June 1952). He was an Olympic finalist in 1952 and his top leap of 8.00 meters/26'3" was the second best ever at that time.

2. ERNIE SHELBY (Los Angeles '55) improved his high school performances drastically to become National AAU Champion twice at Pierce JC (1956-57), then followed with two NCAA Championships and another AAU title at Kansas University (1958-59). He was fifth in the Olympic Trials, with an injury, narrowly missing the Olympic Team, in 1956. In addition to breaking Jackie Robinson's Junior College long jump National Record at Pierce, with his personal best of 26'1½", he was ranked #1 in the world in 1958 (with a best of 26'0½" vs. the USSR) and rated in the U.S. top four on four occasions and top six in the world the same years.

3. BILL LACEFIELD (Jefferson '35) was ranked #1 in the U.S. and world, while attending UCLA in 1938, after winning both the NCAA and National AAU Championships. He followed with another AAU win the following year and ranked second in the world.

3. JAMES LOFTON (Washington '74) in addition to being one of the top football players (wide receiver) in the nation, was one of the most consistent long jumpers ever. At Stanford University he leaped over 26 feet in more than thirty consecutive meets, was third twice and won an NCAA Championship, as well as grabbing fifth, fourth and second places in three consecutive National AAU finals. His final two years he was consistently near the 27 foot distance, when he was ranked second in the U.S. and (in his college senior year) third in the world.

Others considered: Roy Range (Jefferson '52), James Gamble (Jordan '53), Mal Andrews (Jefferson '51), Pat Turner (Los Angeles '36), Larry Doubly (Manual Arts '76), Al Olson (Manual Arts '30), Joel Wiley (Fremont '53) ... world class jumpers for one or more years

Pole Vault

1. LEE BARNES (Hollywood '24), not only won the 1924 Olympic Gold in Paris, fresh out of high school, but was an Olympic finalist (fifth) four years later as a USC student. In between he won two National AAU titles (1927-28) and broke U.S. and World Records on five different occasions. He was the first vaulter ever to clear fourteen feet officially, in the bamboo pole and sand pit era.

1. BILL SEFTON (Polytechnic '32) also attended USC, where he won five National Championships (three NCAA and two AAU), setting meet records four times. In 1935-37, along with his Trojan teammate Earle Meadows, the famed "Heavenly Twins" went on a record breaking spree, which was limited only by the height of the vaulting standards. Sefton alone shattered the previous world record six times may have been the first fifteen footer had the equipment, including bamboo poles and sawdust pits, permitted. His only "failure" was placing just fifth at the 1936 Berlin Olympics.

3. FRED STURDY (Los Angeles '25) was IC4A indoor and outdoor champ at Yale University and was twice National AAU Outdoor Champion in 1929-30, setting meet records. He added two AAU Indoor titles (1929 and 1931). He barely missed making the U.S. Olympic Team of 1932, losing a jump-off for the final spot, in his last meet.

3. BOB PULLARD (Los Angeles '69), though never winning a major championship, was a seven-time national placer, at USC (1972-74) and afterwards, plus finishing fourth at the 1976 Olympic Trials in the early fiberglass and port-a-pit era. Six times he was rated in the U.S. national top ten.

Others considered: Ray Maggard (Lincoln '39) ... NCAA Champion, along with Greg Miguel (Gardena '65), Len Eilers (San Fernando '50) and Walt Levack (Manual Arts '52) ... all multi-time national placers.

Triple Jump

1. JAMES BUTTS (Manual Arts '68) was an NCAA fourth placer in 1971 then won the title the following year, while attending UCLA. He was a National AAU medalist eight of the next nine years (1970-1979), winning that Championship in 1978. He was nationally ranked ten years in the top seven (including #1 in 1976 & 1978) and second in the world those two years. He was silver medalist in the Montreal Olympic Games of 1976, with his best of 56'4½" (which he improved by two inches in 1978). He was also third in the Pan-American Games of 1979.

2. HERMAN STOKES (Roosevelt '52) placed in the National AAU Championships seven consecutive years (1957-63) and runner-up in that meet in 1959, as well as 1962. He also competed in the 1960 Olympic Games at Rome and was ranked in the U.S. top five in seven years.

3. ALVIS ANDREWS (Jordan '51) set a U.S. Record of 52'5½" in 1959 and was ranked in the top seven nationally a total of five times. He was a finalist in the National AAU hop, step and jump (the term for the event in those days) each year between 1957 and 1963, winning medals four times.

3. DAVE SMITH (Hamilton '64) was ranked second in the U.S. four times between 1967-1972 and was a three medalist in the National AAU Championships (runner-up in 1968 and 1972). After just missing the 1968 Olympic Team (fourth in trials), a determined Smith achieved his lifetime best in the 1972 Final Trials (56'0") and competed in the Munich Olympics. He attended California U.

3. RAYFIELD DUPREE (Locke '71) was a fourth placer in the 1974 NCAA Championships at Cal State Long Beach, and achieved the same place twice in the National AAU (1974-76). At the Final Olympic Trials of 1976, he had his lifetime best of 54'11½", good enough to make the Olympic Team for Montreal where he was able to reach the finals. He was nationally ranked five times.

Others considered: Greg Caldwell (Fremont '76) and Lester Bond (Dorsey '59) ... multiple national medalists, plus Craig Fergus (North Hollywood '62) ... NCAA Champion



Herman Stokes



Alvis Andrews

ALUMNI HONOR ROLL

Weight Events

Shot Put (16 pound)

1. **HARLOW ROTHERT** (Los Angeles '26) was the first three time NCAA shot put Champion, setting meet records twice, at Stanford University (1928-30) and was second or third in the National AAU Championships four times between 1928 and 1932. After being a finalist (seventh) at the Amsterdam Olympics of 1928, he returned to capture the Olympic silver medal four years later at Los Angeles. He ranked second of third in the U.S., and among the top five in the world, for five consecutive years (1928-33).

2. **DAVE DAVIS** (Canoga Park '56), an NCAA Champion in 1958 at USC, where he set the collegiate record (the first collegian over 60 feet). He was an eight-time National AAU placer between 1957 and 1967, winning in 1963. Though qualifying for U.S. Olympic Team in 1960, he was replaced after an injury. He was ranked within the top four nationally seven times and was world ranked in the top ten six times.

3. **JOHN MCGRATH** (Marshall '59) was an NCAA third placer at Occidental College in 1963. Later he was National AAU medalist four times, winning in 1965. He was also an AAU Indoor National Champ and ranked third in the world in 1965.

Others considered: 1924 Olympic finalist Norm Anderson (Los Angeles '21), plus Steve Marcus (Palisades '69), Tom Meyer (Eagle Rock '52), Ray Martin (Van Nuys '53) and Woodrow Strode (Jefferson '33) ... all nationally ranked for one or more years


Discus Throw

1. **RON DRUMMOND II** (Van Nuys '48) was second and first at the NCAA Championships, while attending UCLA, in 1955 and 1956, as placing fourth and first in the National AAU the same two years. He won the Olympic Trials in the latter year, but elected to bypass the Melbourne Olympics to attend dental school. He ranked fourth in the world that year, behind throwers he had defeated.

2. **TAYLOR LEWIS** (University '44) was fourth and fifth at NCAA finals, while at UCLA, in 1949 and 1950. In addition, he was a five time medalist at the National AAU and was world ranked in the top ten for the 1950 and the 1951 seasons.

3. **JOHN MCGRATH** (Marshall '59), twice an NCAA placer while at Oxy, he added four medals at the AAU Nationals after college. was ranked in the U.S. top ten four times, between 1963-1966.


Others considered: Harlow Rothert (Los Angeles '26) and Phil Gaspar (Los Angeles '35) ... multiple national medal winners



George Frenn

Ron Ulrich

Dave Davis



Hammer Throw (16 pound)

1. **GEORGE FRENN** (North Hollywood '60), an undistinguished sprinter in high school, he was twice an NCAA sixth placer in the ball-and-chain event at Abilene Christian College and Cal State Long Beach. Improving each year, he eventually became the top U.S. hammer thrower, placing the National AAU Championships eleven times and winning twice (1970-71), with runner-up spot four other occasions. He was an Olympian in 1972 at Munich and rated in the top four nationally eight seasons.

Others considered: John Goldhammer (Eagle Rock '71) and Marvin Williams (Banning '86) ... both national finalists

Javelin Throw

1. **REED TRUSEL** (Los Angeles '34) was a high school Class Bee shot putter, but turned to spear throwing at USC, picking up two NCAA medals (1938-39) and adding an IC4A medal as well. In an era of strong javelin throwing on the west coast, he consistently placed well in major meets, reaching a wooden spear best of 213'2½".

1. **JON JAMISON** (Franklin '54), a high school high jumper, was two time NAIA National runner-up and twice NCAA finalist at Occidental College. He achieved his yearly bests at the latter meet, finishing third in his senior season (1958). The following year, he achieved his personal best of 242'2".

1. **RON ULRICH** (South Gate '34) was a fourth placer in the 1960 NCAA finals, while attending UCLA. Between 1958 and 1965, he regularly appeared on U.S. national best performance lists, reaching a lifetime best of 258 feet in 1963, when he was ranked fifth nationally. He threw over 242 feet in five separate years.

Other considered: Doug Miller (University '41) ... NCAA placer

Multi-Events

Decathlon & Pentathlon

1. **PAUL HERMAN** (Reseda '58) was National AAU Decathlon medalist (sixth) a year out of high school, but was Champion of that meet in 1961 at Westmont College, followed by two runner-up places (1962 and 1964). The former year, he also won the National AAU Pentathlon (over future Olympic champ Bill Toomey) and the latter year he placed third in the U.S. Olympic Trials. He finished fourth at the Tokyo Olympics, just 22 points short of bronze medal (the leading American). He was ranked in the top ten in world five times and was twice ranked number one in the USA.

2. **FRED DIXON** (North Hollywood '62) was twice an NCAA medalist at Cal State Los Angeles (1970-71), but five years later became one of the world's best decathletes. He placed second and first in the National AAU Decathlon (1976 and 1977), then third the next three years. He was Silver Medal winner at the 1975 Pan-American Games and competed in the Montreal Olympics of 1976.

3. **HOWARD SMITH** (Marshall '51) was a three time National AAU Pentathlon Champion (1956-58) and sixth in the National Decathlon of 1957.

Others considered: Harlow Rothert (Los Angeles '26), Al Febvre (Manual Arts '29) ... both world ranked decathletes.



Ron Drummond



Paul Herman

CITY ALUMNI GREATS

John McGrath

LOS ANGELES CITY HIGH SCHOOLS

20th CENTURY TEAM SELECTIONS

Boys Track & Field

To our knowledge, no attempt has ever been made to select an All-Time Team of the very best Los Angeles City Section undergraduates in each Boys Track & Field event. So a group of local track & field followers, consisting of ex-athletes, coaches, officials and just plain fans (whose individual knowledge extends over forty to fifty years or more) has been chosen to select such a team for the Twentieth Century. The selectors are: Don Thomas, Mort Tenner, Dan Reinstein, Duane Telliano, Bill Peck, Calvin Brown, Earl Hall, Gerald Woodward, Rick Obrand and Don Strametz...all of whom have intimate connections with Los Angeles City High School Track & Field.

It is, of course, difficult to compare high school undergraduate athletes of different eras, especially since prep careers are so short. Radical changes have been made over the years in equipment, training and even rules. However, a good attempt has been made to rate outstanding L.A. track athletes of:

- (1) accomplishments in major competitions,
- (2) times or distances compared with others, statewide or nationally, of their era and before or afterward,
- (3) overall record for their entire three/four year school career.

Though there was considerable agreement among the eleven selectors in most events, there was naturally a difference of opinion in many cases. This Twentieth Century All-Time Team represents a general consensus of all eleven selectors. If the voting was too close to call, additional selections were included in the list shown.



Bob Pullard sets City and National pole vault record, the only individual National Record officially in the Los Angeles City Section Championship Meet.

What's your opinion? If you have comments, complaints or notice some obvious omissions, please notify the compiler: Bill Peck, 4215 Normal Ave., Apt. 9, Los Angeles, CA 90029...(323) 666-0546.

20th CENTURY TEAM SELECTIONS

Sprints

100 yard/100 meter Dash

1. **HUBIE WATSON** (Jordan '61) won two City Championships and was second as a sophomore. His 9.6, in winning a shocking State title as a soph, was the third fastest time in the nation for 1959. The following two years he was first and third in State and won the Golden West meet as senior. Consistently fast, Hubie's 9.5 for 100 yards in his junior and senior years, led the nation.
2. **FRANK LOMBARDI** (Los Angeles '28) won two City League Championships in meet record times and followed by finishing fourth and second in the Southern Section Finals. As a senior he won the State title in National Record time (9.6 for 100 yards), defeating the great Frank Wykoff, who finished fourth in the Olympic Games that year. Lombardi's duels with Wykoff became legendary.
3. **BRYANT ALLEN** (Jefferson '37) won three City Section 100 yard Finals, twice in meet record time. In his only opportunities outside L.A. (the City usually prohibited outside competition in those days), Allen was second and first in Southern Section and State Finals, respectively, as a senior. His successive 100y best times of 9.8, 9.6, 9.7 were 5th, 1st & 3rd in the USA (1935-37).

Others considered: Clemmer Johnson (Los Angeles '13); Fred Thompson (Jordan '48); Quincy Watts (Taft '88)

220 yard/200 meter Dash

1. **QUINCY WATTS** (Taft '88) finished first, first and second in both City and State Championships and set City meet 200 meter record. He ran under 21.00 for 200 on a turn on at least five occasions, rating 4th, 1st and 2nd nationally (1986-88). No one ever ran so fast so often at 100/200/400 meters in high school.
2. **BRYANT ALLEN** (Jefferson '37) also won three City Section and one State title at the straightaway 220 yards, setting meet records in both. His successive personal best times of 21.4, 20.9 and 21.1, rated fourth, first and first, respectively, in the U.S.
3. **FRANK LOMBARDI** (Los Angeles '28) won two City League, one Southern Section and one State Championship, with meet records in City and State. In defeating the great Wykoff, in 1928, Frank ran a 21.4 220y straightaway and 21.0 200 meters on a turn, both second fastest in the nation that year.

Others considered: Archie Woodyard (Jefferson '24); Ashley Burch (Jordan '31); Phil Underwood (Dorsey '66)

440 yard/400 meter Dash

1. **WAYNE COLLETT** (Gardena '67), the only quarter-miler ever to win three consecutive City Championships (one with a record), was also sixth, first and fourth in State. His final two years Wayne had the second fastest U.S. time with bests of 47.2y and 46.9y.
2. **JUNE VERNON HANFORD** (Manual Arts '25) was, respectively, second, first & first in City League, third, first & first in Southern Section and first, second & second in State quarter-miles (on one turn). He also was fifth in the prestigious Chicago National Interscholastic. Hanford's times of 52.3, 51.4 and 51.1 for 440 yards in the years 1923-25, ranked in the national top ten yearly.
3. **FABIAN COOPER** (Washington '82) was second, first & first in City, as well as sixth, sixth and first in State, setting meet records in both. His yearly personal bests of 47.79, 47.54 and 46.38, ranked 41st, 26th and 5th on the U.S. best 400m lists.

Others considered: John McCarthy (Fairfax '31); Wilbur Miller (Jefferson '37); Gary Green (Jefferson '50); Beno Bryant (Dorsey '89)

Best All-Around Sprinters: Quincy Watts, Fred Thompson, June Hanford, John McCarthy, Wilbur Miller

Distance Races

880 yard/800 meter Run

1. **DAVID MACK** (Locke '79), after finishing third and first in two City Finals and setting a meet record, won two State titles. In spectacular battles with rival Jeff West, his 1:51.8 and 1:49.5 for 880 yards garnered 7th and 2nd on national lists in 1978-79.
2. **JEFF WEST** (Crenshaw '79) finished second in City twice, then third and second in two State Finals behind Mack. His personal bests of 1:51.2 and 1:48.2 for 800 meters in 1978 and 1979, respectively, ranked him third and first in the nation, timewise. He bested Mack in a spectacular sub-1:50 880 duel at the Arcadia Invitational and bettered 1:50 at 800m eight times as a senior.
3. **LANG STANLEY** (Jefferson '50) ran the 880 only six times, but set City, State and National Interscholastic Records (the latter had stood unbroken for 17 years) as he became the first high schooler ever under 1:54 for a half-mile.

Others considered: Irving Thomas (Manual Arts '22); Bill McGeagh (Polytechnic '27); DeMott Modisette (Los Angeles '36); James Baxter (Los Angeles '70)

One mile/1600 meter Run

1. **PAUL MEDVIN** (University '79) was second in the City mile as a sophomore, then followed by winning both City Section and State Championships the next two years, though losing a shoe mid-race in the '79 State meet. In his final two years, personal mile bests of 4:08.9 and 4:05.3, were fourth and first nationally.
2. **BRENT TUBB** (Cleveland '71) won two City Section and State Championships, only one of three Angelenos ever to do so in this event. His yearly bests of 4:09.2 and 4:09.6 rated fifth and sixth, respectively, in the national best performance lists.
3. **ROMAN GOMEZ** (Belmont '85) finished second, first and first, with a meet record for 1600 meters, in the City Championships. He followed with two State titles. Personal bests of 4:08.09, for 1600 meters, as a junior, and 4:07.09 mile, in his senior year, were fifth and second, respectively, on national lists.

Others considered: Tim Roelen (San Fernando '57) ... note: Lou Zamperini (Torrance '35), though part of City League at time, had most notable performances in Southern Section.

Two mile/3200 meter Run & Cross-Country

1. **ROMAN GOMEZ** (Belmont '85) won four City titles (two each in 3200 meters on the track and Cross-Country) and four medals, setting City meet records in both. He also won two State Championships and his high school best of 8:59.81 for 3200m as a junior, was fourth on the nationwide best performance list.
2. **JOSE AMAYA** (Wilson '72), the only legitimate five-year varsity letterman in L.A. City history, won two (almost three) Section titles in Cross-Country, including a course record, was second and first in City Two Miles, and finished fourth in State as a senior, with a time of 8:54.4, then eighth fastest All-Time nationally (and still a City best by far).
3. **PAUL MEDVIN** (University '79) breezed through two City Cross-Country Championships and two City Two-Mile wins, though he dropped this event in the State meet to concentrate on the Mile. He was nationally rated in cross-country against the strongest fields in southern California history.

Others considered: Jim Moreno (Garfield '43); Obed Aguirre (San Fernando '90)

Best All-Around Distance Runners: Roman Gomez, Paul Medvin, Carl Satterfield (Manual Arts '31), Jose Amaya, Art Martinez (Wilson '67), Lee Hansen (Manual Arts '24), Jim Moreno



CITY SECTION GREATS

(left to right):

- Quincy Watts
- Wayne Collett
- Jim Moreno
- Ramon Gomez
- Lang Stanley



Hurdles

120 yard/110 meter High Hurdles (42" & 39" height)

1. PHILIP JOHNSON (Gardena '78) was City Champion twice, including a meet record, then first and an incredible second in State. The latter included getting completely left at the start (expecting a recall), swallowing a toothpick and losing a shoe in the race. His best 1977-78 times of 13.66 & 13.64m, were third nationally.

2. IVY BLEDSOE (Garfield '36) won City Section Championships two times, setting the final meet record for the 42"/120 yard race. He did not compete in State, though his best times of 14.9 and 15.1 in 1935-36 led the nation, because it was meet prohibited by the City at that time.

3. HUGH McELHENNY (Washington '47) placed third, second, first in three City Championships, setting a record for 39" hurdles in his senior year. His lone opportunity for a State title was a winner (no State for L.A. athletes until his senior year). He was also a National AAU Junior titlist. He was fifth nationally timewise in 1946, but first for 39" & 42" the next year. Hugh's 14.0 and 14.6, respectively, ranked third best U.S. All-Time.

Others considered: Harry Lampport (Manual Arts '16); Dick Attlesley (Bell '46); Drue Powell (Reseda '93); Sherrif Paxton (Crenshaw '97)

220/180y Low Hurdles; 330y/300m Low & Intermediate Hurdles (30" & 36" hurdles; straightway and one turn races included).

1. RON FRAZIER (Van Nuys '44) was City runner-up as a junior and ranked in the top five nationally with 20.1/180y and 24.8/220y straightaways. As a senior he was City champ and led the nation timewise with marks of 19.0 and an astounding 23.2 for 200 meter lows, in winning the National AAU Junior Championships.

2. HARRY LAMPFORT (Manual Arts '16) won City League and Southern Section twice each, setting two City and one SS records. He was second and first, the latter with a meet record, two years in the State Finals. His bests of 25.4 (wind-aided 24.4) and 25.2 in 1915 & 1916, for 220y lows, were in the top three nationally.

3. CHARLES WHITE (San Fernando '76) took time out from his football exploits as a senior, to set a City Championship and National Record for 330 yard lows, then followed with a sensational 51.5 400 meter Intermediate Hurdles, fourth best of All-Time.

Others considered: Ivy Bledsoe (Garfield '36), Hugh McElhenny (Washington '47), Mike Jeter (Gardena '67)

Best All-Around Hurdlers: Ivy Bledsoe, Hugh McElhenny, Harry Lampport



Jumps

High Jump

1. CORNELIUS JOHNSON (Los Angeles '33) is usually considered the greatest high school jumper in history. He won City League and Southern Section titles three times each (setting meet records twice) and two State finals, plus a second, with one meet record, but broke the National Interscholastic as a junior and senior. Furthermore, he won two National AAU Men's titles and was fourth in the 1932 Olympics (clearing the same height as the winner). His personal bests of 6'4", 6'6½" and 6'7" were the best ever achieved by a sophomore, junior and senior, respectively, and ranked him twentieth, fifth and fourth in the world men's lists.

2. JEFF NADEAU (Monroe '93) was third and first in City finals, then won State at 7'2" in his senior year. His personal best of 7'2½" ranked number three on national lists that year and is the best ever L.A. mark by and L.A. City high schooler.

3. BILL FOX (Belmont '33), though overshadowed by the great Johnson, was ranked in the top five nationally for three consecutive years. He finished third, second and second in City League, third and second in Southern Section and State and jumped over 6'3" each year.

3. JOE GARNICHARD (San Pedro '34) another of the Johnson/Fox era, was second twice in Southern Section (his school was not in L.A. Section at that time) and placed three times in State, two of them second. His 6'4½" as a senior was second best nationally.

3. ED YOUNG (Jefferson '48) won City three years and the State Championships twice. His best of 6'4" placed him first and fifth, respectively, on the national lists in 1947 and 1948.

3. BILL SMITH (Belmont '41) though he never competed in State due to City restrictions, won City twice (and was second once), with City record that lasted for 11 years. His yearly bests in 1940 and 1941, of 6'6" and 6'5" respectively, were #1 & #3 nationally.

Others considered: John Washington (Fremont '75); Rob Olson (El Camino Real '77)

Pole Vault

1. LEE BARNES (Hollywood '24) set City League Records twice and set State Championship Records two years in a row as well. He also finished second in the prestigious Chicago National Interscholastic Meet. His personal bests of 12'3½" and 12'11½" in 1923 and 1924, ranked second a first in the national lists. But he saved the best for his final meet, winning the Olympic Games Gold Medal in 1924, becoming the first high schooler ever to accomplish such a feat in track & field.

2. BAYLOR MAYNARD (Belmont '38), not only won the City Section title three years, but set a meet record in winning State in his only opportunity. He ranked in the top five in the country three consecutive years, setting the National Interscholastic Record and recording the All-Time High School best of 13'9½" as a senior.

3. BOB PULLARD (Los Angeles '69) won City twice and placed sixth and second in State. His two clearances of 15'0" as a junior put in 17th in the nation, but the following year he cleared 16'6" then 16'7", the latter ranking third in the nation and the best ever by an L.A. City Section undergraduate.

3. BILL SEPTON (Polytechnic '32) set City League, Southern Section, State and National Interscholastic Records in winning all major meets in his senior year. His 13'6½" was sixteenth in the World List for men in his last season.

Others considered: Matt Stankovich (Polytechnic '31); Jack Widman (Narbonne '50)

CITY SECTION GREATS

(left to right):

Hugh McElhenny (top)

Philip Johnson

Mike Jeter

Baylor Maynard



Jumps (continued)


Long Jump

1. **GEORGE BROWN** (Jordan '49) won City, setting a Section record, and State Championships, twice each. He led the national lists two years in row, but his main claim to fame is the first high school jump over 25 feet. His 25'2½" was the first to exceed the prep best of the great Jesse Owens.
 2. **DON SKINNER** (Manual Arts '34) set City League, Southern Section and State Meet records, winning City and State twice each. His bests of 22'8½" and 23'11½", ranked tenth and first, respectively, in the 1933 and 1934 National Best Performance Lists.
 2. **BILL SMITH** (Belmont '41) won City Section twice, both with meet records. Though the City did not participate in State at that time, his 24'0½" and 24'3½" in 1940 and 1941, ranked third and second in the nation, respectively.
 2. **WILLIAM JOHNSON** (Jefferson '50) placed fourth, second and first in City, plus second, fourth and first in State (second fiddle to Brown the first two years). His yearly bests of 22'10¼, 23'4 and 24'6¼" ranked in national top ten; second best in 1950.
 2. **OSCAR BEAN** (Jefferson '56) was second in City and won State in his senior year. That year he leaped 25'4½", the All-Time National High School Best at that time.
 2. **WILLIE DAVIS** (Roosevelt '58) set City Meet record and jumped over 25 feet three times the last two weeks of senior season, including an all-time high school best 25'5" (wind-aided), but did not compete in State due to a baseball injury. Nevertheless, his legal 25'3" ranked #1 nationally and third best ever at the time.
 2. **DONNIE BUTLER** (Fremont '78) was City champ twice, one in a meet record, followed by second and third in State. His 24'11½", twice, was fourth in national listings in 1977, but his 25'4" the next year, led the national best performances.
 2. **CLARENCE SCOTT** (Fremont '96) won City twice and State once, as top Section performer in the sport for the nineties. He had personal bests of 25'4½" in both 1995 and 1996, ranking second and first nationally in those years.
- Others considered: Meredith Goodwin (Hollywood '13); Gene Davis (Polytechnic '17); Bob Sencerbox (Lincoln '22); Robert McKeever (Fremont '62)

Triple Jump note: ** = did not represent his school

- ** **MICHAEL WOODS** (Manual Arts '62) though the "hop-step-jump" was not a C.I.F. event in his day, he did manage to record an All-Time High School Best for a Freshman (45'0") and the All-Time National Best, by two feet (!), of 51'8", in non-school competition. No high schooler bettered this for seven years.
1. **GREG CALDWELL** (Fremont '76) won State even before the event was accepted by the City Section. His best marks of 51'6½" was second nationally and a 51'9½" wind-aided ranked first in 1976.
 2. **FREEMAN MILLER** (Fremont '80), after placing fourth and second in City, he improved to second and first in State. With PR's of 49'4½" (twice) and 51'5½" in 1979 and 1980, respectively, he achieved rankings of ninth and second, nationally.
 3. **CARY TYLER** (Washington '77) set the original City Meet record of 49'2½", then improved 3" to place second in State.


Best All-Around Jumper: James Lincoln (Birmingham '94)



Bill Smith



Oscar Bean



Bill Fox

Weight Events


Shot Put (12 pound/16 pound)

1. **BOB CAMERON** (Washington '48) finished third, first and first in City, then added two State titles (the second with a meet record). After putting 54'4¼" (twice) for first spot on the 1947 National List, he led the nation at 59'7¼" the following year, which was National Record to boot.
 2. **TOM DIREAUX** (Jefferson '38) won City twice, with meet record as senior. He placed fourth in State as a junior, but the City prohibited State competition in 1938. Nevertheless, his yearly bests of 53'9½" and (third best all-time) 58'5½", ranked seventh and second, respectively, in the nation.
 2. **DAVE DAVIS** (Canoga Park '56) set the City Meet record and placed second in State in his senior season, while his personal bests of 62'7½" and 51'1¼", for 12 and 16 pound shots, respectively, both ranked third best of all-time, nationally.
 2. **DAVE GERASIMCHUK** (Narbonne '72) was second, first and first in the City finals, and took third in State as a senior. He had yearly bests of 54'0¼", 59'5¼" and 65'7½", the latter ranking fifth best in the nation and still the all-time City #1.
 2. **DON CARTER** (Franklin '31) won the City League, twice, once with a meet record, Southern Section once and State twice. Along with Cameron, he is the only City Section putter to be a double winners at State. His seasonal best puts of 52'8½" and 53'2¼" ranked third and fourth, nationally, in 1930-1931.
- Others considered: Steve Marcus (Palisades '65); Dan Everage (Jordan '54); Roy Thurman (Fremont '42)

Best All-Around Thrower: Rhuben Williams (Eagle Rock 2000)



James Lincoln



Steve Marcus



Mike Woods

CITY SECTION GREATS



Donnie Butler

LOS ANGELES CITY HIGH SCHOOLS

LOS ANGELES CITY SECTION TRACK & FIELD CHAMPIONSHIPS GIRLS EVENTS (1974-1999)

Some Los Angeles City school girls had been competing in track & field since the 1920's. At times, there was an "unofficial" All-City Meet, usually under the auspices of the Girls Athletic Association (GAA). It was not until 1974, however, that girls sports became part of the California Interscholastic Federation (CIF), Los Angeles City Section.

In 1974, the first City Championship for girls was held, in conjunction with the boys meet, East Los Angeles College, which was the site of the Championship meet through 1982, except for 1980 meet at Los Angeles Valley College. From 1983 to the present, the Girls City Championships meet has been conducted on the all-weather facilities at Birmingham High School in Van Nuys.

On the following pages, detailed results of the Championships are listed. For the first time, names of individual members of winning relay teams are included.



CITY SECTION GREATS

Sherri Howard (left)

National Athlete
of the Year - 1980

Denean Howard

National Athlete
of the Years - 1981-82



Additional Copies of this publication are available from the Los Angeles Unified School District, Interscholastic Athletics Office ... (213) 743-3640 ... FAX number (213) 746-6390 ... e-mail address bfiege@lausd.k12.ca.us ... or www.cif.la.org

Computer Graphics and Titles by Jose Perez

Much of the data contained on the following pages has come from the files of the Los Angeles Unified School District Athletic Office, thanks to the cooperation of City Athletic Directors Hal Harkness and Barbara Fiege, assisted by their secretaries (especially Jowanda Rogers). Since the second edition, much missing information has been found. However, some errors and missing information may remain. The authors solicity corrections and additions in care of: Bill Peck, 4215 Normal Ave., Apt.9, Los Angeles, CA 90029...(323) 666-0546.

LOS ANGELES CITY SECTION TRACK FIELD CHAMPIONSHIPS

Girls Events

50 yard Dash

1974		1982	
1 Barbara Drake (so)	Wchr	6.2	2 Denean Howard
2 Clydra Champion	Dors	6.2	3 Michelle Stewart
3 Stearlene Marshall (jr)	SFer	6.3	4 Claudia Neal
4 Cheryl Ford	Wash	6.3	5 Antoinette Munns
5 Virginia Hulsey	Jord	6.4	6 Monica Phillips (so)
6 Diane Berity	Lock	6.4	

EVENT DISCONTINUED

100 yard Dash

1974		1982	
1 Gail Douglas	Lock	#11.0	1 Robin Simmons
2 Valeria Reed	Jord	11.2	2 Chewuakii Knighten (so)
3 Rhonda Lang	CanP	11.5	3 Monica Phillips (jr)
4 Yvette Harris	Bann	11.6	4 Diane Pullins
5 Karen Bosley	Cars	11.6	5 Karen Purnell
6 Cathy St. Amour	Chat	11.6	6 Kysa Paul

1975		1983 (against -1.4 mph wind)	
1 Sandra Howard	ManA	#10.8	1 Robin Simmons
2 Pam Waters (jr)	Bell	10.8	2 Chewuakii Knighten (so)
3 Kim Robinson (so)	Wchr	11.0	3 Monica Phillips (jr)
4 Danita McKinley	Fali	11.5	4 Diane Pullins
5 Barbara Henderson	Frem	11.6	5 Karen Purnell
6 Rochelle Jones	Cars	11.6	6 Kysa Paul

1976 (revised by photo)		1984 (against -2.39 mps wind)	
1 Pam Waters	Bell	10.9	1 Chewuakii Knighten (jr)
2 Kim Robinson (jr)	Wchr	11.0	2 Monica Phillips (jr)
3 Valerie Brisco (so)	Lock	11.4	3 Andrea Rolfe
4 Debra Mitchell	Cren	11.4	4 Darlene Williams
5 Barbara Drake	Wchr	11.4	5 Felicia Skaggs
6 Vanessa Frazier	Frem	11.4	6 Terry Dixon

1977 (revised by photo)		1985	
1 Kim Robinson	Wchr	10.8	1 Tasha Giddens
2 Deandra Carney	SFer	10.8	2 Chewuakii Knighten (so)
3 Valerie Brisco (jr)	Lock	10.9	3 Kiersten Church (jr)
4 Lela Johnson	LAng	11.2	4 Kelley Peacock (jr)
5 Kim Young	Pali	11.2	5 LaVelle Winfield
6 Vanessa Frazier	Frem	11.3	6 Gwen Allen

1978 (wind aided)		1986 (against -0.67 mps wind)	
1 Valerie Brisco	Lock	10.76	1 Kiersten Church (jr)
2 Florence Griffith	Jord	10.85	2 Melvina Jackson
3 Dorcus Dewitty	Wchr	11.09	3 Kelley Peacock
4 Valerie Allen	Wash	11.17	4 Valerie Bongo
5 Kanava Eddington	LAng	11.26	5 Andrea Cannon
6 Terri Black (jr)	Jord	11.40	6 Myrtle James

1979		1987 (wind aided)	
1 Gwen Loud	Wchr	10.7	1 Leann Tinkshell (so)
2 Terri Black	Jord	11.1	2 Laura Ainsworth
3 Michelle Jerald	Univ	11.3	3 Denise Anderson (jr)
4 Andralette Gill (jr)	Frem	11.4	4 Nikyva Prevost (jr)
5 Debbie Wilson	Fali	11.4	5 Deneatia Aurther (jr)
6 Latanya Stewart	Jord	11.5	6 Lynette Christina (so)

100 meter Dash

1980 (wind + 0.8 mps)		1988 (against -0.90 mps wind)	
1 Sherri Howard	Kenn	11.79	1 Debra Hamilton (jr)
2 Deborah James (jr)	Frem	12.16	2 Nikyva Prevost
3 Tamela Holland	ManA	12.22	3 Wendy Williams (jr)
4 Andralette Gill	Frem	12.28	4 Felicia Howard (so)
5 Jeannie Arnold	Lock	12.55	5 Lynette Christina (so)
6 Claudia Neal (so)	Fali	12.57	6 Noelle Ragland (so)

1981		1989	
1 Denean Howard (jr)	Kenn	#11.77	1 Angela Rolfe
2 Latanya Dawkins (jr)	Dors	11.80	2 Leann Tinkshell
3 Tamela Holland	ManA	11.90	3 Debra Hamilton
4 Deborah James	Frem	12.00	4 Dee Dee Small (jr)
5 Lori Robbins	NHwd	12.42	5 Felicia Howard (jr)
6 Kim Goodman	Narb	12.50	6 Marsha Domingo (so)

1992 (against -2.46mps wind)	
1 Kanika Conwright	Dors 11.90
2 Oshonda Posey (jr)	NHwd 12.30
3 Umekia Fowns (jr)	Lock 12.40
4 Patrice Lattimore	GrHl 12.50
5 Shondell Beaton	Hami 12.60
6 Carrie Veal	Gard no time

220 yard Dash

1974		1992	
1 Katherine Price (so)	Wash	#24.51	1 Oshonda Posey
2 Valeria Reed	Jord	26.1	2 Cynthia Midkiff
3 Cynthia White (jr)	SFer	26.5	3 Latisha Johnson (fr)
4 Debbie Todd	HunP	26.8	4 Dreshionda Broadway (fr)
5 Reyva Griffin	Wchr	26.8	5 Yolanda Arrington
6 Carmen Davis	Kenn	27.1	6 Mercedes Blunt

1975		1993	
1 Pam Waters (jr)	Bell	#24.6	1 Oshonda Posey
2 Kim Robinson (so)	Wchr	24.7	2 Cynthia Midkiff
3 Robbie Mitchell	Frem	25.0	3 Latisha Johnson (fr)
4 Danita McKinley (so)	Fali	25.5	4 Dreshionda Broadway (fr)
5 Beverly Johnson	Lock	26.1	5 Yolanda Arrington
6 Cynthia White	SFer	26.1	6 Mercedes Blunt

1976		1994	
1 Pam Waters	Bell	#24.4	1 Latanya McCarthy
2 Kim Robinson (jr)	Wchr	24.9	2 Dreshionda Broadway (so)
3 Valerie Brisco (so)	Lock	25.3	3 Tanika McThomas
4 Robbie Mitchell	Frem	25.6	4 LaTroya Mucker (so)
5 Katherine Price	Wash	25.8	5 Lelani McKenzie (jr)
6 Danita McKinley (jr)	Fali	25.9	6 Eshe Booker (so)

1977		1995 (against -2.45mps wind)	
1 Kim Robinson	Wchr	#24.4	1 Janice Thomas (so)
2 Danita McKinley	Fali	24.6	2 LaTroya Mucker (jr)
3 Deandra Carney	SFer	24.7	3 Shalonna Brook
4 Vickie Wright	Cars	24.9	4 Keisha Griffis
5 Cindy Cumbess	Wils	25.1	5 C Williams (so)
6 Arnetta Robinson	LAng	25.8	6 LaTisha Johnson (jr)

1978		1996	
1 Valerie Brisco	Lock	#24.10	1 LaTroya Mucker
2 Gwen Gardner	Cren	24.46	2 Eboni Grayson (so)
3 Dorcus Dewitty	Wchr	24.65	3 Janice Thomas (jr)
4 Florence Griffith	Jord	24.78	4 Tasha Bruner (so)
5 Melanie Markham (jr)	Dors	25.41	5 Kristia Groves (so)
6 Kanava Eddington	LAng	25.41	6 Kimberly Louriano

1979		1997	
1 Gwen Loud	Wchr	24.40	1 Eboni Grayson (jr)
2 Terri Black	Jord	25.34	2 Janice Thomas
3 Melanie Markham	Dors	25.87	3 Annetta Wells
4 Sheryl Thompson	Kenn	26.06	4 Tasha Bruner (jr)
5 Cheryl Wilson	Creno	time	5 Nakeisha Perkins (jr)
6 Kelli Clift	Gard	no time	6 no sixth place

200 meter Dash

1980 (wind aided +2.1 mps)		1998 (wind-aided +2.4mps)	
1 Sherri Howard	Kenn	23.53	1 Eboni Grayson
2 Andralette Gill	Frem	25.08	2 Alexis Weatherspoon (fr)
3 Jeannie Arnold (so)	Lock	25.21	3 Daneeka Torrey
4 Lori Robbins (jr)	NHwd	25.34	4 Tasha Bruner
5 Lavanda Cabell (so)	Gard	25.58	5 Karita Brown (jr)
6 Scharlette Stewart (jr)	Lock	25.71	6 Tamika Latta (so)

1981 (wind +0.8 mps)		1999 (against -0.9mps wind)	
1 Denean Howard (jr)	Kenn	#23.40	1 Alexis Weatherspoon (so)
2 Latanya Dawkins (jr)	Dors	24.26	2 Daneeka Torrey (jr)
3 Antoinette Munns (jr)	ManA	24.72	3 Erin Reed (jr)
4 Lori Robbins	NHwd	25.30	4 Michelle StInnette (fr)
5 Jeannie Arnold (jr)	Lock	25.47	5 Brena Cooper
6 Bridget Bridgewater	Belm	26.27	6 Marcia Fenton (so)

Key to symbol:
= betters City Meet Record

CALIFORNIA STATE MEET 100y/100m Placers (1-6) = 25; Champions = 4...1975-Sandra Howard (ManA), 76-Pam Waters (Bell), 79-Gwen Loud (Wchr), 85-Tasha Giddens (Lock): 220y/200m Dash Placers (1-6) - 27; Champions = 7...1975 & 76-Pam Waters (Bell), 77-Kim Robinson (Wchr), 79-Gwen Loud (Wchr), 80-Sherri Howard (Kenn), 81 & 82-Denean Howard (Kenn): 400y/400m Dash Placers (1-6) = 27; Champions = 9...1975-Jodi Anderson (Wash), 77-Valerie Brisco (Lock), 80 & 82-Denean Howard (Kenn), 84 & 85-Chewuakii Knighten (Lock), 87 & 88 & 89 -Angela Rolfe (Dors)

200 meter / 440 yard / 400 meter Dashes

200m Dash cont.

440 yard Dash

1982

1 Denean Howard	Kenn	#23.25
2 Latanya Dawkins (jr)	Dors	23.81
3 Mitchell Stewart	Dors	24.30
4 Inger Peterson	Dors	24.67
5 Stephanie Fletcher	Cren	24.82
6 Monica Phillips (so)	Kenn	25.14

1983 (wind aided +4.8 mph)

1 Robin Simmons	Cren	24.41
2 Monica Phillips (jr)	Kenn	24.37
3 Diane Pullins	Dors	24.85
4 Laura Colliver (jr)	Lock	24.52
5 Stephanie Fletcher	Cren	24.89
6 Karen Purnell	Wchr	25.87

1984 (against -0.36 mph wind)

1 Tesha Giddens (jr)	Lock	23.94
2 Monica Phillips	Kenn	24.33
3 Darlene Williams (jr)	Univ	25.33
4 Laura Culliver	Lock	25.58
5 Andrea Rolfe	Dors	25.64
6 Gwen Allen	Frem	25.87

1985

1 Chevuakii Knighten	Lock	24.29
2 Tesha Giddens	Lock	24.69
3 Darlene Williams	Univ	25.61
4 Phyllis Manigault	Kenn	25.81
5 Carol Collier	Hami	26.02
6 Kiersten Church (jr)	GrHL	26.09

1986 (against -1.31 mph wind)

1 Leann Tinkshell (fr)	Lock	25.11
2 Kiersten Church	GrHL	25.11
3 Delana Zimmerman (so)	Dors	25.61
4 Valerie Bongo	GrHL	25.82
5 Althea Fuller (so)	Clev	26.10
6 Myrtle James	Jord	26.18

1987

1 Angela Rolfe (so)	Dors	24.29
2 Debra Hamilton (so)	Lock	24.82
3 Leann Tinkshell (so)	Lock	25.14
4 Althea Fuller (jr)	Clev	25.34
5 Delana Zimmerman (jr)	Dors	25.44
6 Nikyva Prevost (jr)	SFer	25.56

1988 (against -2.65 mph wind)

1 Angela Rolfe (jr)	Dors	24.92
2 Debra Hamilton (jr)	Lock	25.02
3 Nikyva Prevost	SFer	25.55
4 Kim McAllister (jr)	Lock	25.89
5 Shaunte Parker (so)	GrHL	26.17
6 Althea Fuller	Lock	26.50

1989

1 Angela Rolfe	Dors	24.81
2 Leann Tinkshell	Lock	25.21
3 Dee Dee Small (jr)	Dors	25.68
4 Marsha Domingo	LAng	25.85
5 Noelle Ragland (jr)	Cars	25.90
6 Camille Mayo	LAng	25.94

1990

1 Dee Dee Small	Dors	24.64
2 Patricia Howard	SFer	25.28
3 Danielle Frost (jr)	Lock	25.29
4 Noelle Ragland	Cars	25.81
5 Synee Pearson	Narb	26.24
6 Shaunte Parker	GrHL	26.27

1991

1 Danielle Frost	Lock	25.04
2 Patrice Lattimore	GrHL	25.18
3 Marquita Knight (jr)	Wash	26.20
4 Danielle McCulley	GrHL	26.33
5 Lonita Cunningham	Wash	26.43
6 Marsha Domingo	LAng	26.95

1992

1 Kanika Conwright	Dors	24.75
2 Patrice Lattimore	GrHL	25.22
3 Rene Walker	Dors	25.20
4 Cynthia Midkiff (jr)	Frem	25.42
5 Keisha Griffis (fr)	Wash	25.79
6 Dorneisha Lewis (jr)	Univ	25.84

1974

1 Rayva Griffin	Wchr	#59.2
2 Adrienne Lair (so)	Frem	59.2
3 Robbie Mitchell (so)	Frem	61.5
4 Kathy Brown	SFer	61.8
5 Sandy Martin	SPed	62.0
6 Sharon Hall	Wchr	62.1

1975

1 Adrienne Lair (jr)	Frem	#57.9
2 Jodi Anderson (jr)	Wash	58.6
3 Candy Johnson (jr)	LAng	59.0
4 Leslie Scott (so)	Kenn	60.2
5 Lucy Zuniga	Wils	61.2
6 Brigitte Dartlett	Wchr	61.9

1976

1 Robbie Mitchell	Frem	#56.9
2 Adrienne Lair	Frem	57.6
3 Candy Johnson	LAng	57.9
4 Jodi Anderson	Wash	58.0
5 Leslie Scott (jr)	Poly	58.6
6 April Buchanan	Jeff	58.6

1977

1 Valerie Brisco (jr)	Lock	#55.5
2 Gwen Gardner (jr)	Cren	57.9
3 Leslie Scott	Poly	58.3
4 Wendy Wallie	ECam	59.0
5 Joleen Hales	Monr	59.4
6 Ina Steward	Sylv	60.4

1993

1 Latanya McCarthy(jr)	Gard	25.11
2 Dorneshia Lewis	Univ	25.56
3 Oshonda Posey	NHwd	25.43
4 Cynthia Midkiff	Frem	25.50
5 Yolanda Arrington	Univ	25.82
6 Latisha Johnson (fr)	CanP	26.03

1994

1 Latanya McCarthy	FrFx	25.59
2 Tinika McThomas	ECam	25.98
3 Nikelola Balagun(fr)	Wchr	26.04
4 Khameel Fleming (fr)	Dors	26.32
5 LaTroya Mucker (so)	Hami	26.33
6 Dreshionda Broadway(so)	Gard	26.73

1995 (against -1.25mps wind)

1 Janice Thomas (so)	Dors	25.07
2 LaTroya Mucker (jr)	Hami	25.32
3 Shalaura Brock	Birm	25.44
4 Latavia Savage (fr)	Dors	25.80
5 Nikelola Balagun(so)	Wchr	26.21
6 Eboni Grayson (fr)	Taft	26.28

1996

1 LaTroya Mucker	Hami	24.45
2 Janice Thomas (jr)	Dors	25.11
3 Annetta Wells (jr)	Univ	25.35
4 Eboni Grayson (so)	Taft	25.40
5 Nikelola Balagun(jr)	Wchr	25.68
6 Eve Whitworth	Dors	25.70

1997

1 Eboni Grayson (jr)	Taft	24.42
2 Janice Thomas	Dors	24.59
3 Annetta Wells	Univ	25.01
4 Nikelola Balagun	Wchr	25.37
5 Malinda Malone (fr)	Clev	25.50
6 Raquel Johnson (jr)	Wchr	25.75

1998 (wind-aided +2.2mps)

1 Eboni Grayson	Taft	24.12
2 Jayda Bailey (so)	Taft	24.37
3 Raquel Johnson	Wchr	24.37
4 Stephanie Fabia (so)	EagR	24.55
5 Malinda Malone (so)	Clev	24.78
6 Alexis Weatherspoon(fr)	Grnt	24.94

1999 (against -1.5mps wind)

1 Alexis Weatherspoon(so)	Grnt	24.48
2 Laloni Anderson (so)	Wchr	24.74
3 Erin Reed (jr)	Taft	24.89
4 Tiffany Smith	Taft	25.75
5 Gigi Mendola (jr)	Birm	25.76
6 Keisha Mierez	Birm	25.76

1978

1 Valerie Brisco	Lock	55.97
2 Gwen Gardner	Cren	56.53
3 Lori White (so)	ManA	57.12
4 Cindy Cumbess	Wils	57.72
5 Glenda Beshears	Frem	58.16
6 Johanna Lewis (jr)	SFer	58.21

1979

1 Monica Elleby (jr)	Frem	56.57
2 Latonya Stewart	Jord	57.05
3 Kim Turner	Wash	57.99
4 Johanna Lewis	SFer	58.30
5 Lori White (jr)	ManA	59.11
6 Linda Rock	Cren	60.49

400 meter Dash

1980

1 Denean Howard (so)	Kenn	#54.0
2 Monica Elleby	Frem	55.71
3 Tina Howard (jr)	Kenn	55.86
4 Lori White	ManA	56.32
5 Diane Bradley	Gard	56.51
6 Annazette Wright	ManA	58.06

1981

1 Carla Johnson (jr)	ManA	54.80
2 Tina Howard	Kenn	55.26
3 Jeannie Arnold (jr)	Lock	55.84
4 Scharlette Stewart	ManA	56.21
5 Inger Peterson	Dors	56.45
6 Staci Burgess	Pali	59.78

1982

1 Denean Howard	Kenn	#53.50
2 Jeannie Arnold	Lock	53.97
3 Andrea Rolfe (so)	Dors	54.72
4 Faulette Willis	Dors	56.92
5 Lavanda Cabell	Gard	57.73
6 Jackie Williams	Belm	59.01

1983

1 Chevuakii Knighten (so)	Lock	54.14
2 Trescia Palmer	Wchr	55.21
3 Andrea Rolfe (jr)	Dors	56.03
4 Myra Mayberry	RsdA	56.91
5 Sharon Smith	Cren	56.92
6 Stephanie Jones	Kenn	57.86

1984

1 Chevuakii Knighten (jr)	Lock	#52.83
2 Andrea Rolfe	Dors	56.61
3 Laura Culliver	Lock	56.91
4 Janet Mendez	Belm	57.16
5 Rachel Villegas	Bell	58.12
6 Angela Walton	Univ	58.46

1985

1 Chevuakii Knighten	Lock	56.18
2 Ronda Fenderson	Bann	57.74
3 Stephanie Jones	Kenn	57.97
4 Michelle Adams	RsdA	58.16
5 Kim Morse	ManA	58.17
6 Phyllis Manigault	Kenn	59.17

1986

1 Trudy Palmer	Wchr	55.42
2 Jackie Bullett	Bann	57.30
3 Nicky Adams	RsdA	57.40
4 Sareana Smith	Cren	57.72
5 Kelly Luckey	Wash	57.89
6 Myrtle James	Jord	58.54

1987

1 Angela Rolfe (so)	Dors	53.81
2 Debra Hamilton (so)	Lock	55.73
3 Kim McAllister (so)	Lock	55.89
4 Socorro Vasquez	SGat	56.71
5 Keisha Marvin (so)	Bann	57.60
6 Andrea Currie (so)	CanP	59.03

1988

1 Angela Rolfe (jr)	Dors	54.17
2 Sharette Garcia	ManA	56.28
3 Melanie Clarke (jr)	ECam	56.63
4 Latrail Jackson (jr)	Cren	57.37
5 Camille Mayo (jr)	LAng	59.41
6 Kimberly Sanders (so)	Univ	60.51

1989

1 Angela Rolfe	Dors	54.53
2 Kim McAllister	Lock	56.4
3 Camille Mayo	LAng	56.69
4 Melanie Clarke	ECam	59.22
5 Kim Montgomery (jr)	GrHL	60.03
6 Sonya Finch	Grnt	60.1

1990

1 Tracy Pleasant (so)	Lock	56.38
2 Tracie Alexander	Cren	57.06
3 Rene Walker (so)	Dors	57.65
4 Kim Montgomery	GrHL	58.11
5 Noelle Ragland	Cars	58.31
6 Latoya Folk	Hami	58.36

1991

1 Rene Walker (jr)	Dors	56.87
2 Jeanette Judge	Bann	58.72
3 Brenda Stewart (so)	Lock	58.89
4 Carmen Heard (so)	Frem	59.36
5 Deetra Dear (so)	Cren	59.44
6 Keisha Morganfield (jr)	Dors	59.62

1992

1 Rene Walker	Dors	56.07
2 Deetra Deer (jr)	Cren	57.38
3 Africa Williams (so)	Gard	58.65
4 Shondell Beaton	Hami	59.22
5 Brenda Stewart (jr)	Lock	59.59
6 Shelli Hardiemon(jr)	Univ	no tim

1993

1 Dorneisha Lewis	Univ	57.73
2 Shelli Hardiemon	Univ	58.44
3 Brenda Stewart	Lock	58.77
4 Kerri Webb (jr)	Wchr	60.25
5 Deetra Deer	Cren	60.44
6 Lavon Wade (so)	Gard	61.71

1994

1 Betty Butler (so)	Dors	57.41
2 Stephanie Castillo (so)	Cren	58.37
3 Nikeola Balagun (fr)	Wchr	58.97
4 Brenda Watkins (so)	Hami	59.2
5 Tivanta Copeland	Wils	59.7
6 Khameel Fleming (fr)	Dors	62.48

1995

1 Raquel Johnson (fr)	Wchr	57.38
2 Nikeola Balagun (so)	Wchr	58.03
3 Latavia Savage (fr)	Dors	58.4
4 Lorraine Persons	Univ	59.23
5 Tanisha Howze (fr)	Taft	59.71
6 Mia Jones (so)	Dors	61.66

1996

1 LaTroya Mucker	Hami	56.26
2 Nikelola Balagun(jr)	Wchr	57.56
3 Tiffany Smith (fr)	Taft	58.0
4 Annetta Wells (jr)	Univ	58.78
5 Eve Whitworth	Dors	58.81
6 Raquel Johnson (so)	Wchr	59.32

1997

1 Malinda Malone (fr)	Clev	55.85
2 Stacey Harris	Clev	55.92
3 Nikelola Balagun	Wchr	55.98
4 Tiffany Smith (so)	Taft	57.53
5 Raquel Johnson (jr)	Wchr	60.2
6 Dominek Troy (jr)	Hami	60.43

1998

1 Jayda Bailey (so)	Taft	54.2
2 Malinda Malone (so)	Clev	55.44
3 Raquel Johnson	Wchr	56.13
4 Tiffany Smith (jr)	Taft	57.38
5 Chlynyere Edwards(jr)	RsdA	58.54
6 Stephanie Fabia (so)	EagR	59.89

1999

1 Laloni Anderson (so)	Wchr	54.8
2 Tiffany Smith	Taft	57.51
3 Gigi Mendola (jr)	Birm	58.02
4 Monique Jessie (jr)	Cars	58.32
5 Charmaine Tyier	Cren	61.04
6 Shannon Perkins (jr)	Kenn	61.15

Girls 880 yard / 800 meter / One mile / 1600 meter Runs

880 yard Run

1974		1984	
1 Jodi Anderson (so)	Wash #2:22.1	1 Rachel Villegas	Bell 2:13.74
2 Kathy Jewell (jr)	Cars 2:22.2	2 Sharon Smith	Cren 2:13.79
3 Diane Delancey	SPed 2:34.1	3 Angie Smith (jr)	Lock 2:18.34
4 Colleen Laren	Kenn 2:34.2	4 Sareana Smith (so)	Cren 2:19.26
5 Dana Dahl	SPed 2:34.4	5 Lupe Rodriguez	HunP 2:19.53
6 Rosemary Morrison	Poly 2:35.1	6 LaTonya Jones	Frem no time

1975		1985	
1 Kathy Jewell	Cars #2:21.5	1 Angie Sims	Lock 2:20.12
2 Laurie Jewell (jr)	Cars 2:23.0	2 Tracy Hunter	Jeff 2:21.06
3 Reyna Rice (jr)	Poly 2:23.4	3 Latanya Cunningham (so)	Wash 2:22.26
4 Chrystal Gilliam(jr)	Frem 2:25.7	4 Sareana Smith (jr)	Cren 2:22.70
5 Carolyn Williams	Frem 2:29.0	5 Don Mecker	Pali 2:24.10
6 Michell Rainey	CanP 2:29.5	6 Sandra Rodriguez	Wils 2:24.77

1976		1986	
1 Lynne Honeywell(jr)	Kenn #2:17.0	1 Trudy Palmer	Wchr 2:16.14
2 Reyna Rice	Poly 2:21.8	2 Latanya Cunningham (jr)	Wash 2:18.85
3 Chrystal Gilliam	Frem 2:23.5	3 Tracy Hunter	Jeff 2:18.88
4 Sandra Greenberg	Monr 2:25.7	4 Deborah Hamilton	Lock 2:19.36
5 Chris Reisack (jr)	Chat 2:26.8	5 Margo Gray (jr)	Hami 2:19.49
6 Tammy Johnson	Wchr 2:27.2	6 Nicole Walker	NHwd 2:21.73

1977		1987	
1 Lauri Mullins	Chat #2:15.6	1 Kim McAllister (so)	Lock 2:17.14
2 Chris Gilbreth (so)	Wchr 2:17.3	2 LaMonica Smith (jr)	Bann 2:18.74
3 Stephanie Barr	Wchr 2:18.6	3 Margo Gray	Hami 2:19.43
4 Louise Iacona (jr)	Cars 2:18.6	4 Karris King (jr)	GrHl 2:20.15
5 Jenny Smith	ECam 2:20.2	5 Latanya Cunningham	Wash 2:24.11
6 Chris Reisack	Chat 2:22.1	6 Sharette Garcia (so)	ManA 2:24.25

1978		1988	
1 Roberta Lenard	Pali 2:18.88	1 Sharette Garcia (jr)	ManA 2:16.01
2 Michelle Kaplan(jr)	Monr 2:19.71	2 Kim McAllister (jr)	Lock 2:16.02
3 Laura Miller	Birm 2:20.35	3 LaMonica Smith	Bann 2:18.09
4 Louise Iacona	Cars 2:21.14	4 Camille Mayo (jr)	LAng 2:19.21
5 Carol Bryant (jr)	Cren 2:22.15	5 Miriam Rizo	Roos 2:19.48
6 Yolanda Echols	Pali 2:23.01	6 Melissa Guidi (jr)	ECam no time

1979		1989	
1 Carol Bryant	Cren 2:18.7	1 Trisha Phillips (jr)	Lock 2:19.17
2 Marilyn Ball	Taft 2:19.6	2 Christine Frausto (jr)	Fran 2:24.43
3 Michelle Kaplan	Monr 2:20.5	3 Melissa Guidi	ECam 2:24.47
4 Niria Moore	GrHl 2:22.4	4 Joy Preston	NHwd 2:24.68
5 DeDe Woodruff	VNuy 2:29.1	5 Heather Ballard (jr)	Birm 2:26.86
6 Robie Harris	SFer no time	6 Sara True	Mrsh 2:27.71

800 meter Run

1980		1990	
1 Carla Johnson (so)	ManA #2:14.05	1 Latoya Polk	Haml 2:13.78
2 Yolanda Hendrix	LAng 2:16.72	2 Deetra Dear (fr)	Birm 2:17.92
3 Kelly Cook (so)	Kenn 2:18.17	3 Tania Acosta	Cren 2:18.50
4 Nydett Henderson	Univ 2:18.30	4 Trisha Phillips	Lock 2:20.32
5 Teresa Jazwa	Kenn 2:20.79	5 Dorothy Byron	Lock 2:21.91
6 Cathy Pedroza (jr)	Bell 2:22.90	6 Christine Frausto	Fran 2:22.25

1981		1991	
1 Carla Johnson (jr)	ManA #2:10.29	1 Brenda Stewart (so)	Lock 2:24.47
2 Michelle Love (jr)	ManA 2:11.63	2 Nicole Kleiner (so)	SPed 2:25.69
3 Trescia Palmer (so)	Wchr 2:11.64	3 Patty Trejo (so)	Belm 2:26.48
4 Linda Morrison (jr)	Cars 2:14.85	4 Larkie Brown (so)	Bann 2:27.08
5 Kelly Cook (jr)	Kenn 2:16.47	5 Geanna Zeno (fr)	ECam 2:28.07
6 Staci Burgess	Pali 2:17.52	6 Rosa Sapien (jr)	Fran 2:29.69

1982		1992	
1 Trescia Palmer (jr)	Wchr #2:09.31	1 Deetra Deer (jr)	Cren 2:12.16
2 Jeannie Arnold	Lock 2:11.60	2 Robin Snowbeck	Univ 2:16.24
3 Michelle Love	ManA 2:13.07	3 Brenda Stewart(jr)	Lock 2:18.67
4 Linda Morrison	Cars 2:17.1	4 Africa Williams (so)	Gard 2:21.32
5 Kelly Cook	Kenn 2:18.59	5 Nicole Kleiner(jr)	SPed 2:22.07
6 Rachel Villegas(so)	Bell 2:18.38	6 Claudia Toledo	NHwd 2:24.67

1983		1993	
1 Trescia Palmer	Wchr #2:06.57	1 Brenda Stewart	Lock 2:15.39
2 Sharon Smith (jr)	Cren 2:16.68	2 Deetra Deer	Cren 2:16.79
3 Debbie Hite	Pali 2:16.39	3 Nicole Kleiner	SPed 2:22.56
4 Carmelita Dulin	ManA 2:16.61	4 Melinda George (so)	Chat 2:23.01
5 Dawna Brown	Cren 2:17.18	5 Roncisha Norwood (so)	Cren 2:24.68
6 Rachel Villegas (jr)	Bell 2:18.38	6 Denise Morales (jr)	SGat 2:42.93

1984		1994	
1 Kathy Jewell	Cars #2:21.5	1 Betty Butler (so)	Dors 2:19.10
2 Laurie Jewell (so)	Cars 5:19.5	2 Jennifer Chipello(so)	VNuy 2:20.76
3 Margie Corbett	Monr 5:25.2	3 Melinda George (jr)	Chat 2:21.75
4 Heather Tilford	Taft 5:29.1	4 Aracely Tamayo	Garf 2:21.8
5 Sheila Ralston (so)	Poly 5:44.4	5 Kerri Webb	Wchr 2:22.60
6 Lydia Burgos	ManA 5:50.0	6 Shauna James (so)	Wchr no time

1985		1995	
1 Kathy Jewell	Cars #5:16.1	1 Gunda Gilmore	Frem 2:19.39
2 Laurie Jewell (so)	Cars 5:19.5	2 Betty Butler (jr)	Dors 2:19.43
3 Margie Corbett	Monr 5:25.2	3 Shauna James (jr)	Wchr 2:22.52
4 Heather Tilford	Taft 5:29.1	4 Ardena Carter (so)	Brav 2:26.82
5 Sheila Ralston (so)	Poly 5:44.4	5 Jennifer Chipello (jr)	VNuy 2:27.72
6 Lydia Burgos	ManA 5:50.0	6 Princess Acacio (fr)	RsdA 2:28.25

1986		1996	
1 Lynne Honeywell (jr)	Kenn #5:12.4	1 Betty Butler	Dors 2:19.76
2 Sheila Ralston (jr)	Poly 5:16.0	2 Shauna James	Wchr 2:21.66
3 Sherri Marshall	Frfr 5:16.1	3 Margaret Roche (fr)	Grnt 2:25.11
4 Laurie Jewell	Cars 5:16.1	4 Isela Gonzalez	Birm 2:25.24
5 Elaine Schultze (jr)	Taft 5:20.5	5 Maria Muñoz	Garf 2:25.62
6 Deloria Hobson (jr)	CanP 5:28.9	6 Tiffany Burgess	Birm 2:26.63

1987		1997	
1 Sheila Ralston	Poly #5:06.3	1 Jayda Bailey (fr)	Taft 2:19.14
2 Deloria Hobson (jr)	CanP 5:06.8	2 Margaret M. Roche (so)	Grnt 2:20.21
3 Elaine Schultze	Taft 5:11.3	3 Wendy Chan (jr)	Taft 2:20.51
4 Amelie Wilmer	Univ 5:15.8	4 Gina Merchant (fr)	Pali 2:20.57
5 Teresa DeAnda	Roos 5:17.4	5 Jaime Newman (so)	ECam 2:23.46
6 Nina Ornelas (so)	Roos 5:23.6	6 Princess Acacio (jr)	RsdA 2:25.84

1988		1998	
1 Delorin Hobson	CanP 5:10.5	1 Tiffany Burgess (jr)	Birm 2:17.89
2 Veronica Nestor (jr)	Kenn 5:13.8	2 Heidelle Santin	Taft 2:20.09
3 Sherri Torrans	ECam 5:13.9	3 Jackie Jackson (so)	Dors 2:21.64
4 Kyle Chapman	Univ 5:15.2	4 Jaime Newman (jr)	ECam 2:21.69
5 Nina Ornelas (jr)	Roos 5:24.0	5 Molly Roche (jr)	Grnt 2:23.88
6 Carol Wendler	GrHl 5:32.0	6 Maria Irahota	Venc 2:25.35

1989		1999	
1 Chris Gilbreth	Wchr #4:58.65	1 Tiffany Burgess	Birm 2:18.30
2 Veronica Nestor	Kenn 5:14.4	2 Jennifer Tyler (so)	Wchr 2:19.11
3 Laura Lopez	Bann 5:16.3	3 Jaime Newman	ECam 2:19.34
4 Margaret Garstka (so)	Wchr 5:16.7	4 Nicole Robidart (so)	SPed 2:19.39
5 Kristi Berwick	Taft 5:20.1	5 Maria Reynaga (so)	Fran 2:20.63
6 Sherri Torrans,	ECam 5:27.5	6 Jackie Jackson (jr)	Dors 2:23.05

1990		2000	
1 Chris Gilbreth	Wchr #4:58.65	1 Laura Miller	Chat 5:05.60
2 Veronica Nestor	Kenn 5:14.4	2 Heidi Howell	Univ 5:08.23
3 Laura Lopez	Bann 5:16.3	3 Margaret Garstka (jr)	Wchr 5:08.26
4 Margaret Garstka (so)	Wchr 5:16.7	4 Debbie Simmons	ECam 5:10.85
5 Kristi Berwick	Taft 5:20.1	5 Kristi Berwick	Taft 5:13.53
6 Sherri Torrans,	ECam 5:27.5	6 Jenny Green (jr)	Roos 5:17.34

1991		2001	
1 Cathy Pedroza	Bell 5:12.83	1 Janine Walther (jr)	Chat 5:03.55
2 Jenny Green	Roos 5:15.91	2 Paula Bresnan (jr)	Kenn 5:11.01
3 Margaret Garstka	Wchr 5:16.58	3 Jennifer Liu (jr)	Monr 5:13.62
4 Marianne Gurtier	NHwd 5:16.93	4 Erin Braum	NHwd 5:15.37
5 Tawna Fatheree	Dors 5:17.06	5 Omega Lane	LAng 5:21.52
6 Shelley Quintana	Bann 5:38.57	6 Wendy Wert	VNuy 5:22.00

1992		2002	
1 Kathy Jewell (jr)	Cars #5:36.9	1 Janine Walther (jr)	Chat 5:03.55
2 Vaughna Coffman	RsdA 5:40.1	2 Paula Bresnan (jr)	Kenn 5:11.01
3 Erika Norland	Fran 5:42.6	3 Jennifer Liu (jr)	Monr 5:13.62
4 Alicia Amaya	Wils 5:51.4	4 Erin Braum	NHwd 5:15.37
5 Carol Clover	Chat 5:58.2	5 Omega Lane	LAng 5:21.52
6 Paula Watson	LAng 6:02.4	6 Wendy Wert	VNuy 5:22.00

1993		2003	
1 Kathy Jewell	Cars #5:16.1	1 Kathy Jewell	Cars #5:16.1
2 Laurie Jewell (so)	Cars 5:19.5	2 Laurie Jewell (so)	Cars 5:19.5
3 Margie Corbett	Monr 5:25.2	3 Margie Corbett	Monr 5:25.2
4 Heather Tilford	Taft 5:29.1	4 Heather Tilford	Taft 5:29.1
5 Sheila Ralston (so)	Poly 5:44.4	5 Sheila Ralston (so)	Poly 5:44.4
6 Lydia Burgos	ManA 5:50.0	6 Lydia Burgos	ManA 5:50.0

1994		2004	
1 Lynne Honeywell (jr)	Kenn #5:12.4	1 Lynne Honeywell (jr)	Kenn #5:12.4
2 Sheila Ralston (jr)	Poly 5:16.0	2 Sheila Ralston (jr)	Poly 5:16.0
3 Sherri Marshall	Frfr 5:16.1	3 Sherri Marshall	Frfr 5:16.1
4 Laurie Jewell	Cars 5:16.1	4 Laurie Jewell	Cars 5:16.1
5 Elaine Schultze (jr)	Taft 5:20.5	5 Elaine Schultze (jr)	Taft 5:20.5
6 Deloria Hobson (jr)	CanP 5:28.9	6 Deloria Hobson (jr)	CanP 5:28.9

1995		2005	
1 Sheila Ralston	Poly #5:06.3	1 Sheila Ralston	Poly #5:06.3
2 Deloria Hobson (jr)	CanP 5:06.8	2 Deloria Hobson (jr)	CanP 5:06.8
3 Elaine Schultze	Taft 5:11.3	3 Elaine Schultze	Taft 5:11.3
4 Amelie Wilmer	Univ 5:15.8	4 Amelie Wilmer	Univ 5:15.8
5 Teresa DeAnda	Roos 5:17.4	5 Teresa DeAnda	Roos 5:17.4
6 Nina Ornelas (so)	Roos 5:23.6	6 Nina Ornelas (so)	Roos 5:23.6

1996		2006	
1 Delorin Hobson	CanP 5:10.5	1 Delorin Hobson	CanP 5:10.5
2 Veronica Nestor (jr)	Kenn 5:13.8	2 Veronica Nestor (jr)	Kenn 5:13.8
3 Sherri Torrans	ECam 5:13.9	3 Sherri Torrans	ECam 5:13.9
4 Kyle Chapman	Univ 5:15.2	4 Kyle Chapman	Univ 5:15.2
5 Nina Ornelas (jr)	Roos 5:24.0	5 Nina Ornelas (jr)	Roos 5:24.0
6 Carol Wendler	GrHl 5:32.0	6 Carol Wendler	GrHl 5:32.0

1997		2007	
1 Chris Gilbreth	Wchr #4:58.65	1 Chris Gilbreth	Wchr #4:58.65
2 Veronica Nestor	Kenn 5:14.4	2 Veronica Nestor	Kenn 5:14.4
3 Laura Lopez	Bann 5:16.3	3 Laura Lopez	Bann 5:16.3
4 Margaret Garstka (so)	Wchr 5:16.7	4 Margaret Garstka (so)	Wchr 5:16.7
5 Kristi Berwick	Taft 5:20.1	5 Kristi Berwick	Taft 5:20.1
6 Sherri Torrans,	ECam 5:27.5	6 Sherri Torrans,	ECam 5:27.5

1998		2008	
1 Laura Miller	Chat 5:05.60	1 Laura Miller	Chat 5:05.60
2 Heidi Howell	Univ 5:08.23	2 Heidi Howell	Univ 5:08.23
3 Margaret Garstka (jr)	Wchr 5:08.26	3 Margaret Garstka (jr)	Wchr 5:08.26
4 Debbie Simmons	ECam 5:10.85	4 Debbie Simmons	ECam 5:10.85
5 Kristi Berwick	Taft 5:13.53	5 Kristi Berwick	Taft 5:13.53
6 Jenny Green (jr)	Roos 5:17.34	6 Jenny Green (jr)	Roos 5:17.34

1999		2009	
1 Cathy Pedroza	Bell 5:12.83	1 Cathy Pedroza	Bell 5:12.83
2 Jenny Green	Roos 5:15.91	2 Jenny Green	Roos 5:15.91
3 Margaret Garstka	Wchr 5:16.58	3 Margaret Garstka	Wchr 5:16.58
4 Marianne Gurtier	NHwd 5:16.93	4 Marianne Gurtier	NHwd 5:16.93
5 Tawna Fatheree	Dors 5:17.06	5 Tawna Fatheree	Dors 5:17.06
6 Shelley Quintana	Bann 5:38.57	6 Shelley Quintana	Bann 5:38.57

2000		2010	
1 Laura Miller	Chat 5:05.60	1 Laura Miller	Chat 5:05.60
2 Heidi Howell	Univ 5:08.23	2 Heidi Howell	Univ 5:08.23
3 Margaret Garstka (jr)	Wchr 5:08.26	3 Margaret Garstka (jr)	Wchr 5:08.26
4 Debbie Simmons	ECam 5:10.85	4 Debbie Simmons	ECam 5:10.85
5 Kristi Berwick	Taft 5:13.53	5 Kristi Berwick	Taft 5:13.53
6 Jenny Green (jr)	Roos 5:17.34	6 Jenny Green (jr)	Roos 5:17.34

2001		2011	
1 Cathy Pedroza	Bell 5:12.83	1 Cathy Pedroza	Bell 5:12.83
2 Jenny Green	Roos 5:15.91	2 Jenny Green	Roos 5:15.91
3 Margaret Garstka	Wchr 5:16.58	3 Margaret Garstka	Wchr 5:16.58
4 Marianne Gurtier	NHwd 5:16.93	4 Marianne Gurtier	NHwd 5:16.93
5 Tawna Fatheree	Dors 5:17.06	5 Tawna Fatheree	Dors 5:17.06
6 Shelley Quintana	Bann 5:38.57	6 Shelley Quintana	Bann 5:38.57

2002		2012	
1 Kathy Jewell (jr)	Cars #5:36.9	1 Kathy Jewell (jr)	Cars #5:36.9
2 Vaughna Coffman	RsdA 5:40.1	2 Vaughna Coffman	RsdA 5:40.1
3 Erika Norland	Fran 5:42.6	3 Erika Norland	Fran 5:42.6
4 Alicia Am			

1600 meter / 2 mile / 3200 meter Runs

1600 meter Run cont.

2 mile Run

3200 meter Run

1983		1977		1980		1990	
1 Paula Bresnan	Kenn 5:00.62	1 Laurie Jewell	Cars 11:20.9	1 Margaret Garstka(jr)	Wchr 11:15.77	1 Rosetta Hunter	Lock 11:26.37
2 Janine Walther	Chat 5:04.65	2 Deloria Hobson (jr)	CanP 11:26.6	2 Teresa Falk	Chat 11:20.04	2 Maria Roman	HunP 11:59.0
3 Jennifer Liu	Monr 5:04.86	3 Pam Firestone	Taft 11:48.2	3 Laura Miller	Chat 11:23.09	3 Sandra Hernandez (jr)	Wils 12:00.36
4 Michelle Garb	Hami 5:06.78	4 Teresa DeAnda	Roos 12:00.6	4 Debbie Simmons	ECam 11:23.91	4 Lorena Gabriel	Linc 12:01.68
5 Frances Silva (jr)	Kenn 5:12.55	5 Nina Ornelas (so)	Roos 12:06.0	5 Rachel Liebovitch	Chat 11:29.14	5 Cheri-Lee Segal	Birm 12:01.7
6 Mia Myricks	Cars 5:19.96	6 Tammy Johnson	Wchr 12:06.5	6 Kristi Berwick	Taft 11:30.45	6 Elsa Sanchez	Fran 12:13.86
1984		1978		1981		1991	
1 Frances Silva	Kenn 4:59.58	1 Deloria Hobson	CanP 11:14.8	1 Heidi Howell	Univ 11:22.15	1 Robin Snowbeck (jr)	Univ 11:44.79
2 Alice Erickson	GrHl 5:11.61	2 Sherri Torrans (jr)	ECam 11:28.9	2 Margaret Garstka	Wchr 11:36.12	2 Suyapa Portillo (jr)	Fran 11:51.72
3 Tammy Montano	Bell 5:13.83	3 Pam Rippe (jr)	GrHl 11:38.1	3 Rachel Liebovitch	Chat 11:40.43	3 Jennie Armenta (jr)	Kenn 11:53.66
4 Kim Stewart	Taft 5:14.58	4 Teresa Jazwa (jr)	Kenn 11:45.2	4 Jenny Green	Roos 11:41.39	4 Petra Moreno	Belm 12:05.53
5 Alejandra Santos	SGat 5:17.68	5 Nina Ornelas (jr)	Roos 11:49.2	5 Lupe Perez (jr)	Linc 11:44.36	5 Veronica Rivera	Roos 12:10.50
6 Lori Anderson	Monr 5:17.93	6 Donna Chin	Birm 12:10.2	6 Penny Burnstein (jr)	Wchr 11:46.07	6 Claudia Garcia	Belm 12:14.54
1985		1979		1982		1992	
1 Ether Martinez	Linc 5:09.04	1 Chris Gilbreth	Wchr #11:00.7	1 Janine Walther (jr)	Chat #11:00.2	1 Patty Trejo (jr)	Belm 11:58.76
2 Kim Ojeda	EagR 5:18.19	2 Pam Rippe	GrHl 11:01.7	2 Jennifer Liu (jr)	Monr 11:00.51	2 Alma Herrera (so)	Belm 12:07.49
3 Anna Vargas	Garf 5:20.82	3 Sherri Torrans	ECam 11:22.2	3 Katie Dunsmuir (jr)	Pali 11:07.17	3 Janet Bailon	Poly 12:08.45
4 Susana Reynoso	Roos 5:22.49	4 Jenny Green (so)	Roos 11:25.9	4 Paula Bresnan (jr)	Kenn 11:25.17	4 Joanna Potillo (jr)	ECam 12:08.57
5 Kara Olsen (so)	SPed 5:29.53	5 Margaret Garstka(so)	Wchr 11:32.8	5 Lupe Perez	Linc 11:26.70	5 Suyapa Portillo	Fran 12:18.12
6 Sandy Taylor	Venc 5:31.73	6 Teresa Jazwa	Kenn 11:36.0	6 Penny Burnstein	Wchr 11:27.51	6 Susie Vargas (jr)	Bann 12:18.77
1986		1993		1983		1993	
1 Georgia McLean (jr)	Belm 5:10.48	1 Katerina Kechris	Venc 5:09.62	1 Paula Bresnan	Kenn #10:47.24	1 Patty Trejo	Belm 11:40.21
2 Kara Olsen (jr)	SPed 5:12.43	2 Genevieve DeBose	Hami 5:17.61	2 Katie Dunsmuir	Pali 10:50.10	2 Auria Roberto	Belm 11:50.53
3 Alexandra Guidi (so)	ECam 5:15.13	3 Joanna Potillo	ECam 5:29.18	3 Janine Walther	Chat 11:03.59	3 Genevieve DeBose	Hami 11:53.40
4 Kim Crongeyer	Kenn 5:16.44	4 Yolanda Gomez (jr)	Belm 5:31.56	4 Jennifer Liu	Monr 11:06.28	4 Kristin Kobo	SPed 12:03.10
5 Sandra Rodriguez (jr)	Wils 5:18.60	5 Auria Roberts	Belm 5:33.97	5 Frances Silva (jr)	Kenn 11:27.29	5 Gisela Columga	Kenn 12:04.40
6 Caitlin Cabor	Pali 5:18.85	6 Elizabeth Ceja (jr)	Bell 5:34.38	6 Sandra Martinez	NHwd 11:36.31	6 Brooke Page (so)	Bell 12:07.38
1987		1994		1984		1994	
1 Kara Olsen	SPed 5:04.53	1 Genevieve DeBose	Hami 5:14.6	1 Frances Silva	Kenn 10:57.86	1 Genevieve DeBose	Hami 11:39.29
2 Sandra Rodriguez	Wils 5:09.87	2 Brooke Page (so)	NHwd 5:22.0	2 Kim Ojeda (jr)	EagR 11:20.74	2 Kristin Kobo	Kenn 11:50.89
3 Georgia McLean	Belm 5:10.28	3 Aida Rochin (jr)	Garf 5:22.7	3 Martha Flores	Linc 11:45.95	3 Gisela Columga	Linc 11:59.74
4 Alexandra Guidi (jr)	ECam 5:13.03	4 Yolanda Gomez	Belm 5:33.2	4 Susana Reynoso (jr)	Roos 11:58.27	4 Brooke Page (so)	NHwd 12:07.48
5 Jerri Martin (jr)	SPed 5:20.96	5 Imelda Flores	Belm 5:34.8	5 Nina McMahon	SPed 12:01.85	5 Alma Herrera	HunP 12:09.43
6 Susan Peck	ECam 5:27.29	6 Norma Juarez	SPed 5:37.2	6 Alejandra Santos	SGat no time	6 Lourdes Menchaca (so)	HunP no time
1988		1995		1985		1995	
1 Rosetta Hunter (so)	Lock 5:05.51	1 Brandi Page (jr)	GrHl 5:20.95	1 Kim Ojeda	EagR 11:19.5	1 Marisol Barajas (jr)	VNuy 11:50.65
2 Jerri Martin	SPed 5:05.79	2 Kara Barnard (jr)	Pali 5:21.65	2 Amanda Marks	Univ 11:19.7	2 Diane Epstein	Pali 11:57.24
3 Alexandra Guidi	ECam 5:15.60	3 Melinde Geore	Chat 5:22.87	3 Martha Flores	Linc 11:31.8	3 Brandi Page (jr)	GrHl 11:58.65
4 Rosa Cazares	SGat 5:21.80	4 Marisol Barajas (jr)	VNuy 5:25.0	4 Georgia McLean (so)	Belm 11:38.4	4 Lorena Vargas	Poly 11:59.43
5 Perla Chavez	Belm 5:26.30	5 Aida Rochin	Garf 5:28.7	5 Anna Vargas	Garf 11:49.7	5 Lourdes Menchaca	HunP 12:07.9
6 Lillian Soliman (jr)	Roos 5:30.85	6 Brooke Page (jr)	GrHl 5:32.90	6 Susana Reynoso	Roos 12:02.8	6 Delfina Martinez	Belm 12:08.36
1989		1996		1986		1996	
1 Rosetta Hunter (jr)	Lock 5:08.98	1 Tiffany Burgess (fr)	Birm 5:16.02	1 Sheri Lawson (so)	Kenn 11:15.31	1 Melissa Peralta (so)	SGat 11:44.39
2 Rachel Trujillo	Belm 5:19.18	2 Kara Barnard	Pali 5:16.52	2 Georgia McLean (jr)	Belm 11:30.36	2 Genevieve Cruise	Pali 11:49.01
3 Claudia Ortega	Garf 5:20.29	3 Melissa Peralta (so)	SGat 5:23.31	3 Tracy Hunter	Jeff 11:31.47	3 Brandi Page	GrHl 12:02.8
4 Lucrecia Mendoza (jr)	Bann 5:29.88	4 Genevieve Cruise	Pali 5:26.83	4 Kara Ulsen (jr)	SPed 11:36.94	4 Jackie Tillmon	Birm 12:05.26
5 Delores Rivas	Garf 5:32.81	5 Laura Duran	Chat 5:27.1	5 Christy Stubbs	ECam 11:44.35	5 Gabriela Gonzalez	HunP 12:05.99
6 Shelby Serpa	NHwd 5:42.17	6 Patricia Loera	Bell 5:27.92	6 Graciela Padilla	SGat 12:00.39	6 Juana Padilla	Bann 12:12.6
1990		1997		1987		1997	
1 Rosetta Hunter	Lock 5:00.28	1 Tiffany Burgess (so)	Birm 5:08.80	1 Kara Olsen	SPed 11:11.09	1 Melissa Peralta (jr)	SGat 11:20.04
2 Robin Snowbeck (so)	Pali 5:16.27	2 Melissa Peralta (jr)	SGat 5:09.87	2 Sandra Rodriguez	Wils 11:24.91	2 Bree Akeeson	Kenn 11:21.97
3 Cheri-Lee Segal	Birm 5:25.32	3 Bree Akeeson	Kenn 5:16.64	3 Georgia McLean	Belm 11:31.09	3 Jaime Jones (fr)	Clev 11:22.02
4 Brenda Stewart (fr)	Lock 5:29.47	4 Virginia Gomez (so)	Jeff 5:20.37	4 Sheri Lawson (jr)	Kenn 11:42.33	4 Valeria Flores (fr)	SPed 11:33.58
5 Lorena Gabriel	Linc 5:31.86	5 Maria Herrera	NHwd 5:21.23	5 Susan Peck	ECam 11:46.39	5 Tamar Gamliel	ECam 11:36.09
6 Sandra Hernandez (jr)	Wils 5:32.75	6 Valerie Flores (fr)	SPed 5:21.48	6 Angelina Haro	Univ 11:47.68	6 Virginia Gomez (so)	Jeff 11:50.55
1991		1998		1988		1998	
1 Robin Snowbeck (jr)	Univ 5:09.70	1 Tiffany Burgess (jr)	Birm 5:02.74	1 Arcelia Gomez (jr)	Wils 11:36.0	1 Valerie Flores (so)	SPed 11:10.55
2 Patty Trejo (so)	Belm 5:23.06	2 Valerie Flores (so)	SPed 5:04.08	2 Jerri Martin	SPed 11:37.0	2 Ariadna Serralde	Bell 11:19.48
3 Janet Bailon (jr)	Poly 5:26.13	3 Melissa Peralta	SGat 5:15.92	3 Martha Segura (jr)	Linc 11:37.4	3 Erika Dolezal (jr)	Birm 11:36.96
4 Yolanda Gomez (fr)	Belm 5:26.90	4 Ariadna Serralde	Bell 5:16.28	4 Christy Stubbs (jr)	ECam 11:40.4	4 Natalie Stein (fr)	NHwd 11:45.70
5 Sandra Hernandez	Wils 5:31.81	5 Natalie Stein (fr)	NHwd 5:19.89	5 Alexandra Guidi	ECam 11:52.6	5 Melissa Astete (fr)	Birm 11:52.61
6 Veronica Rivera	Roos 5:37.62	6 Erika Dolezal (jr)	Birm 5:20.58	6 Rosetta Hunter (so)	Lock 11:53.7	6 Jamie Jones (so)	Clev 12:02.12
1992		1999		1989		1999	
1 Robin Snowbeck	Univ 5:14.72	1 Valerie Flores (jr)	SPed 5:01.25	1 Rosetta Hunter (jr)	Lock 11:17.7	1 Valerie Flores (jr)	SPed 11:17.79
2 Patty Trejo (jr)	Belm 5:21.56	2 Tiffany Burgess	Birm 5:06.0	2 Arcelia Gomez	Wils 11:32.1	2 Natalie Stein (so)	NHwd 11:27.21
3 Katerina Kechris (jr)	Venc 5:23.53	3 Natalie Stein (so)	NHwd 5:12.61	3 Martha Segura	Linc 11:46.24	3 Julia Gray (jr)	SPed 11:47.24
4 Yolanda Gomez (so)	Belm 5:27.18	4 Maria Reynaga (jr)	Fran 5:18.60	4 Sara True	Mrsh 11:59.99	4 Heather Rozas (fr)	SPed 11:54.05
5 Genevieve DeBose (jr)	Hami 5:29.89	5 Julie Gray (jr)	SPed 5:22.99	5 Lucrecia Mendoza(jr)	Bann 12:02.51	5 Joneth Osorio (so)	Belm 11:54.45
6 Joanna Potillo (jr)	ECam 5:30.53	6 Joneth Osorio (so)	Belm 5:31.49	6 Dolores Rivas	Garf 12:08.06	6 Marissa Madsen (so)	Pali 11:57.10

LOS ANGELES CITY SECTION TRACK & FIELD CHAMPIONSHIPS

Girls Relays

4x110 yard Relay

1974

1	Washington	#49.7
	Katherine Price	
	Lynn Jones	
	Cheryl Ford	
	Linda Sipert	
2	Fremont	50.1
3	Chatsworth	50.5
4	San Fernando	50.7
5	Los Angeles	51.0
6	Carson	51.2

1975

1	Fremont	#48.7
	Diana Donaldson	
	Robbie Mitchell	
	Barbara Henderson	
	Adrienne Lair	
2	Westchester	49.7
3	Washington	49.9
4	Monroe	50.3
5	Manual Arts	51.6
6	no sixth place	

1976

1	Fremont	#48.2
	Vanessa Frazier	
	Robbie Mitchell	
	Diana Donaldson	
	Adrienne Lair	
2	Locke	48.5
3	Bell	49.3
4	Washington	49.4
5	Los Angeles	49.5
6	Palisades	49.8

1977

1	Locke	48.4
	Teresa Pearson	
	Joann Walker	
	Beverly Johnson	
	Valerie Brisco	
2	Fremont	48.7
3	Washington	49.3
4	Los Angeles	49.4
5	Carson	49.4
6	Jordan	49.6

1978

1	Westch'ter	#47.89
	Marcia Robinson	
	Dorcus Dewitty	
	Debbie Hawes	
	Janice Moore	
2	Crenshaw	48.30
3	Dorsey	48.49
4	Jordan	48.57
5	Palisades	49.04
6	Locke	49.51

1979

1	Westchester	48.35
	Marcia Robinson	
	Janice Moore	
	Debbie Hawes	
	Gwen Loud	
2	Crenshaw	48.47
3	Locke	48.52
4	University	48.90
5	Jordan	49.54
6	Washington	n.t.

4 x 100 meter Relay

1980

1	Kennedy	#45.82
	Sheryl Thompson	
	Tina Howard	
	Denean Howard	
	Sherri Howard	
2	Fremont	46.34
3	Crenshaw	47.67
4	Manual Arts	47.69
5	Monroe	48.51
6	Westchester	48.69

1981

1	Kennedy	46.37
	Kim Grant	
	Tina Howard	
	Annette Johnson	
	Denean Howard	
2	Dorsey	46.57
3	Manual Arts	46.71
4	Westchester	48.67
5	Locke	48.69
6	Fremont	48.76

1982

1	Dorsey	#45.5
	Michelle Stewart	
	Inger Peterson	
	Andrea Rolfe	
	Latanya Dawkins	
2	Manual Arts	47.32
3	Gardena	48.54
4	Westchester	48.90
5	Narbonne	48.90
6	Kennedy	48.92

1983

1	Crenshaw	46.73
	Chantay Clark	
	Gayle Wadsworth	
	Stephanie Fletcher	
	Robin Simmons	
2	Kennedy	47.00
3	Dorsey	47.01
4	Fremont	48.04
5	Westchester	48.93
6	Monroe	49.22

1984

1	Dorsey	48.31
	Marlette Byrd	
	Patrice Whitney	
	Michelle White	
	Andrea Rolfe	
2	Crenshaw	48.94
3	Narbonne	49.42
4	Gardena	50.11
5	Banning	50.49
6	Cleveland	53.80

1985

1	Kennedy	48.00
	Phyllis Manigault	
	T.C. Watterson	
	Madelyn Tyrone	
	Stephanie Jones	
2	Dorsey	48.40
3	Washington	48.63
4	Fremont	50.11
5	University	50.76
6	Banning	n.t.

1986

1	Locke	47.63
	Debra Hamilton	
	LaTanya Davenport	
	Melvina Jackson	
	Leann Tinkshell	
2	Dorsey	47.90
3	Crenshaw	48.88
4	Carson	49.19
5	Manual Arts	50.03
6	Banning	50.16

1987

1	Dorsey	47.25
	Wendy Williams	
	Angela Rolfe	
	Delana Zimmerman	
	Lynette Christian	
2	University	48.89
3	San Fern'do	48.68
4	Banning	49.05
5	Crenshaw	49.18
6	Canoga Park	49.54

1988

1	Dorsey	47.71
	Wendy Williams	
	Angela Rolfe	
	April Oliver	
	Lynette Christian	
2	Locke	47.91
3	San Fern'do	48.93
4	Crenshaw	48.93
5	Reseda	49.44
6	Monroe	50.36

1989

1	Locke	47.20
	Debra Hamilton	
	LaTanya Davenport	
	Leann Tinkshell	
2	Dorsey	47.34
3	Washington	49.16
4	San Pedro	49.41
5	Hamilton	50.00
6	Monroe	50.24

1990

1	Locke	47.74
	Danielle Frost	
2	Granada Hls	48.22
3	Washington	48.30
4	Dorsey	48.61
5	Banning	49.34
6	San Pedro	49.74

1991

1	Dorsey	47.86
	Kristy Garrett	
	Rene Walker	
	Montoya Johnson	
	Joshua Castillo	
2	Washington	47.95
3	Locke	48.11
4	Banning	49.16
5	Gardena	49.28
6	Carson	50.01

1992

1	Dorsey	48.06
	Christine Davis	
	Rene Walker	
	Montoya Johnson	
	Kanika Conwright	
2	Gardena	48.68
3	Washington	49.44
4	Crenshaw	49.52
5	University	49.80
6	Carson	49.99

1993

1	University	47.65
	Yolanda Arrington	
	Darneisha Lewis	
2	Gardena	49.14
3	Carson	49.65
4	Washington	49.79
5	El Camino R	50.11
6	Kennedy	50.99

1994

1	Gardena	48.37
	Dreshionda Broadway	
2	Carson	49.09
3	Westchester	49.38
4	El Camino R	49.81
5	Washington	49.94
6	Cleveland	50.22

1995

1	Washington	48.19
	Keisha Griffis	
2	Dorsey	48.27
3	Gardena	48.58
4	Taft	49.75
5	University	n.t.
t6	Banning	n.t.
t6	Palisades	n.t.

1996

1	Dorsey	47.69
	Khamel Fleming	
	Eve Whitworth	
	Latavia Savage	
	Janice Thomas	
2	Westchester	48.18
3	Hamilton	48.58
4	Taft	48.75
5	Gardena	49.94
6	University	50.14

1997

1	Taft	46.67
	Jayda Bailey	
	Frances Santin	
	Eboni Grayson	
	Tiffany Smith	
2	Westchester	46.80
3	Carson	48.20
4	Dorsey	48.52
5	Cleveland	48.50
6	Granada Hls	49.23

1998

1	Taft	46.29
	Frances Santin	
	Jayda Bailey	
	Daneeka Torrey	
	Eboni Grayson	
2	Dorsey	48.78
3	Crenshaw	48.89
4	Cleveland	49.84
5	Carson	49.38
6	Manual Arts	49.41

1999

1	Westchester	47.50
	Brena Cooper	
	Laloni Anderson	
	Candace Garrett	
	Aisha Mayfield	
2	Birmingham	48.17
3	Dorsey	48.34
4	Carson	48.42
5	Crenshaw	48.55
6	Cleveland	48.60



Denean Howard rewrote City Relay Record Book (along with family and friends)

Key to symbols:
= time betters City Meet Record
= time betters National Record

Relay team members, insofar as possible, have been listed in running order. However, in many cases, the order and even the team members are not known for certain. Readers who have better (or more complete) information are encouraged to notify the authors (see address and phone elsewhere in this publication).

CALIFORNIA STATE MEET 440y/400m Relay Placers
(1-6) = 28, Champions = 4 ... 1975-Jordan, 1979
-Westchester, 1980-Kennedy, 1982-Dorsey

880y Medley Relay
(110y, 110y, 220y, 440y)

800m Medley Relay
(100m, 100m, 200m, 400m)

4 x 400 meter Relay

1974
1 Washington #1:52.2
Linda Sipert
Cheryl Ford
Katherine Price
Jodi Anderson
2 Fremont 1:54.6
3 Westchester 1:55.7
4 Carson 1:56.3
5 Dorsey 1:57.2
6 Banning 1:57.4

1975
1 Washington #1:45.5
Katherine Price
Lynn Jones
Debbie Jackson
Jodi Anderson
2 Fremont 1:46.5
3 Monroe 1:52.7
4 Banning 1:54.4
5 San Fernando 1:54.7
6 no sixth place

1976
1 Los Angeles 1:48.8
Lela Johnson
Cheryl Franklin
Arnetta Robinson
Candy Johnson
2 Carson 1:50.7
3 Fremont 1:50.8
4 Banning 1:51.1
5 Washington 1:51.5
6 Crenshaw 1:52.0

1977
1 Crenshaw 1:47.2
Sunday Layne
Kyle Turner
Deborah Mitchell
Gwen Gardner
2 Fremont 1:48.8
3 Palisades 1:49.3
4 Kennedy 1:50.7
5 Jefferson 1:51.2
6 Gardena no time

1978
1 Fremont 1:48.8
Vanessa Frazier
Bridgette Godbolt
Olive Davis
Joanna Harper
2 Manual Arts 1:48.9
3 Gardena 1:48.9
4 Jefferson 1:49.9
5 San Fernando 1:50.3
6 Washington 1:50.3

1979
1 Banning 1:49.5
Tina Brown
Kim LaFourche
Cheryl Kinsey
Sharon Cummings
2 Fremont 1:52.4
3 Locke 1:52.7
4 El Camino R'1 1:52.8
5 Palisades 1:53.0
6 Canoga Park no time

1980
1 Fremont #1:45.20
Sha-ri Pendleton
Monica Elleby
Andralette Gill
Joanna Harper
2 Manual Arts 1:46.38
3 Jefferson 1:48.05
4 Washington 1:49.9
5 Banning 1:50.43
6 Gardena 1:50.74

event discontinued

4 x 440 yard Relay

1975
1 Fremont #4:03.0
Rebecca Trotter 58.7
Connie Wiresinger 64.0
Adrienne Lair 62.8
Robbie Mitchell 57.5
2 Carson 4:09.5
3 Reseda 4:16.7
4 Washington 4:20.6
5 Los Angeles 4:21.0
6 Birmingham 4:22.0

1976
1 Fremont #3:58.4
Adrienne Lair
Glenda Beshears
Rebecca Trotter
2 Carson 4:02.8
3 Washington 4:05.5
4 Monroe 4:07.9
5 Kennedy 4:08.0
6 Polytechnic 4:11.2

1977
1 Locke #3:57.5
Teresa Pearson
Angie Stokes
Beverly Johnson
Valerie Brisco
2 Fremont 4:00.2
3 El Camino R'1 4:03.6
4 Carson 4:05.9
5 Kennedy 4:07.3
6 Washington 4:09.8

1978
1 Locke #3:55.5
Angie Stokes
Retha Jones
Teresa Pearson
Valerie Brisco
2 Fremont 3:55.7
3 Palisades 3:56.9
4 University 3:59.4
5 Los Angeles 4:06.1
6 Carson 4:06.3

1979
1 Locke #3:54.26
Retha Jones
Bonita King
Natasha Smith
Sharlette Stewart
2 University 3:59.4
3 Dorsey 4:01.0
4 Washington 4:01.3
5 Fremont 4:06.7
6 no sixth place

1980
1 Kennedy ##3:39.62
Tina Howard 56.1
Kelley Cook 58.7
Denean Howard 51.9
Sherrri Howard 52.9
2 Manual Arts 3:45.05
3 Fremont 3:54.05
4 Banning 3:57.0
5 Gardena 3:59.65
6 Carson 4:01.28

1981
1 Kennedy 3:42.46
Tina Howard 55.5
Kelley Cook 57.4
Annette Johnson 57.5
Denean Howard 52.2
2 Manual Arts 3:47.34
3 Locke 3:52.04
4 Dorsey 3:56.79
5 Westchester 4:01.69
6 Washington 4:05.28

1982
1 Dorsey 3:46.36
Paulette Willis
Inger Peterson
Michelle Stewart
Andrea Rolfe
2 Manual Arts 3:46.37
3 Locke 3:52.43
4 Kennedy 3:53.62
5 Westchester 3:59.39
6 Banning 3:59.68

1983
1 Crenshaw 3:51.19
Chantay Clark
Stephanie Fletcher
Dawn Brown
Sharon Smith
2 Locke 3:52.10
3 Dorsey 3:51.51
4 Kennedy 3:54.93
5 Manual Arts 3:58.50
6 Fremont 4:01.61

1984
1 Locke 3:47.28
Tessa Giddens 57.1
Laura Cullivar 56.8
Angie Sims 58.1
Chewuakii Knighten 55.2
2 Fremont 3:52.13
3 Crenshaw 3:52.45
4 Manual Arts 3:59.26
5 Banning 4:02.67
6 Belmont 4:04.11

1985
1 Locke 3:58.17
Ann Bradford
Angie Sims
Melvina Jackson
Tessa Giddens
2 University 3:58.89
3 Crenshaw 3:59.17
4 Kennedy 4:02.17
5 Carson 4:04.19
6 Dorsey 4:05.01

1986
1 Locke 3:57.04
LaTanya Davenport
Melvina Jackson
Leann Tinkshell
Debra Hamilton
2 Crenshaw 3:57.09
3 University 3:58.86
4 Carson 3:59.57
5 South Gate 4:02.51
6 Westchester 4:02.67

1987
1 Locke 3:46.09
LaTanya Davenport
Kim McAllister
Sanders
Debra Hamilton
2 Dorsey 3:48.3
3 South Gate 4:00.87
4 Los Angeles 4:03.38
5 Banning 4:03.65
6 El Camino R 4:03.87

1988
1 Locke 3:48.55
Debra Hamilton
LaTanya Davenport
Trisha Phillips
Kim McAllister
2 Dorsey 3:55.19
3 San Fernando 3:57.4
4 Crenshaw 4:00.61
5 University 4:01.99
6 Los Angeles 4:04.43

1989
1 Locke 3:56.99
Debra Hamilton
Trisha Phillips
Kim McAllister
Leann Tinkshell
2 Crenshaw 4:00.78
3 Washington 4:06.37
4 Hamilton 4:07.37
5 Granada Hls 4:08.38
6 Banning 4:08.46

1990
1 Locke 3:51.46
Tracy Pleasant
Trisha Phillips
Jackie Foreman
Danielle Frost
2 Dorsey 3:56.34
3 Granada Hls 3:56.38
4 Carson 4:01.61
5 Washington 4:04.54
6 Canoga Park 4:05.47

1991
1 Dorsey 3:54.73
Keisha Morganfield
Rene Walker
2 Locke 3:58.85
3 Banning 4:03.61
4 Crenshaw 4:07.87
5 San Pedro 4:10.76
6 Canoga Park 4:11.78

1992
1 Dorsey 3:55.51
Keisha Morganfield
Trina Saunders
Kanika Conwright
Rene Walker
2 Gardena 4:00.05
3 Crenshaw 4:01.42
4 University 4:01.98
5 Fremont 4:10.94
6 Carson 4:13.11

1993
1 University 3:55.84
Yolanda Arrington
Shelly Hardiemon
Darneisha Lewis
2 Westchester 4:03.76
3 Washington 4:04.15
4 Gardena 4:07.06
5 Crenshaw 4:07.35
6 Locke 4:09.12

1994
1 Gardena 4:01.99
Dreshionda Broadway
2 Westchester 4:02.04
3 Dorsey 4:04.15
4 Cleveland 4:07.98
5 Hamilton 4:10.12
6 Washington 4:12.71

1995
1 Dorsey 3:56.93
Latavia Savage
Betty Butler
Khamel Fleming
Janice Thomas
2 Taft 4:03.59
3 Birmingham 4:05.63
4 Gardena 4:05.97
5 Narbonne 4:06.96
6 Granada Hls 4:11.98

1996
1 Dorsey 3:56.19
Khamel Fleming
Betty Butler
Eve Whitworth
Janice Thomas
2 Westchester 3:59.55
3 Taft 4:04.35
4 Grant 4:10.01
5 Hamilton 4:10.82
6 Belmont 4:13.55

1997
1 Dorsey 3:52.73
Khamel Fleming
Eve Whitworth
Janice Thomas
Jackie Jackson
2 Taft 3:54.46
3 Westchester 3:54.52
4 Crenshaw 4:04.65
5 Palisades 4:04.68
6 Cleveland 4:05.07

1998
1 Taft 3:54.72
Daneeka Torrey
Heidelle Santin
Tiffany Smith
Jayda Bailey
2 Crenshaw 3:56.38
3 Dorsey 3:58.22
4 Westchester 3:59.14
5 Cleveland 4:02.02
6 Birmingham 4:04.89

1999
1 Taft 3:48.64
Erin Reed
Tiffany Smith
Felicia Bradford
Daneeka Torrey
2 Westchester 3:49.65
3 Birmingham 3:50.99
4 Crenshaw 3:58.58
5 Carson 4:02.49
6 Cleveland 4:03.28

Key to symbols:
= time betters City Meet Record
= time betters National Record

Relay team members, insofar as possible, have been listed in running order. However, in many cases, the order and even the team members are not known for certain. Readers who have better (or more complete) information are encouraged to notify the authors (see address and phone elsewhere in this publication).

CALIFORNIA STATE MEET 880y Medley Relay Placers (1-6) = 3, Champions 1 ... 1975-Washington ... event contested at State in 1974 & 1975 only; 4x400y/4x400m Relay Placers (1-6) = 22, Champions = 8 ... 1976-Fremont, 1977-Locke, 1978-Fremont, 1980 & 1981-Kennedy, 1982 & 1983-Dorsey, 1984-Locke

80 yard / 110 yard / 100 meter Hurdles

80 yard Hurdles/30"

100m Hurdles/30"

100m Hurdles/33"

1974 (Semis won at #12.1)			1980			1986 (against -0.92 mps wind)			1993		
1	Jodi Anderson (so)	Wash 12.2	1	Sha-ri Pendleton (jr)	Frem 14.26	1	Kelley Peacock	VNuy 14.13	1	Rori Kelly (fr)	Wchr 14.98
2	Tracy Watts	Birm 12.2	2	Natasha Smith	Lock 14.39	2	LaTanya Davenport (fr)	Lock 14.80	2	Ch-a Mosley (jr)	Mrsh 15.03
3	Linda Denning (so)	Taft 12.4	3	Valma Banks	Pali 14.99	3	Laura Ainsworth (jr)	Frem 14.81	3	Keisha Griffis (fr)	Wash 15.41
4	Sterlene Marshall (jr)	SFer 12.7	4	Aladrian Hunter (jr)	Dors 15.14	4	Jody Shanahan	Monr 14.94	4	Roneshia Norwood (so)	Cren 15.88
5	Maria Reif	Chat 12.8	5	Leslyle Tell	Frem 15.16	5	Natalie Masson (jr)	Narb 15.31	5	Christina Davis	Dors 16.16
6	Sharon Wright	Lock 12.8	6	Yolanda Fletcher (jr)	Cren 15.81	6	Regina Weatherford (so)	Lock 15.61	6	Redonya Selmon (jr)	NHwd 16.25
1975			1981			1987			1994		
1	Jodi Anderson (jr)	Wash #11.3	1	Aladrian Hunter	Dors #14.01	1	Laura Ainsworth	Frem 14.10	1	Rori Kelly (so)	Wchr 14.70
2	Ida Riley	Monr 11.3	2	Sha-ri Pendleton	Frem 14.27	2	Odessia Dorsey	Dors 14.72	2	Keisha Griffis (jr)	Wash 14.92
3	Leslie Scott	Kenn 12.0	3	Leslyle Tell	Frem 14.91	3	Jackie Foreman (fr)	Lock 14.96	3	Alexis Glenn	Dors 16.38
4	Sterlene Marshall	SFer 12.2	4	Lisa Penny (tie)	Dors 14.96	4	Natalie Masson	Narb 14.98	4	Nicky Plaza	ErFx 16.95
5	Linda Denning (jr)	Taft 12.3	4	Christina Murphy	Monr 14.96	5	Natasha Merican (jr)	Grnt 15.31	5	Qualema Hayes	LAng 17.22
6	Sandra Fisher	Bann 12.3	6	Terri Randolph (jr)	Kenn 14.97	6	Darleane Thompson	Cren 15.61	6	Alicia Crawford	RsdA no time
1976			1982			1988 (against -1.87 mps wind)			1995 (against -1.25mps wind)		
1	Kim Costello	Monr #11.1	1	Marjorie Johnson (jr)	Monr 14.67	1	LaTanya Davenport (jr)	Lock 14.35	1	Keisha Griffis (jr)	Wash 15.37
2	Jodi Anderson	Wash 11.2	2	Nancy Young (jr)	Bann 14.81	2	Regina Weatherford	Lock 14.45	2	Janae Hunt (so)	Wchr 15.40
3	Greta McConnell (jr)	Kenn 11.4	3	Terri Randolph	Kenn 14.86	3	Tasha Turner (jr)	Narb 15.10	3	Zunilda Ogarro (fr)	Wash 15.68
4	Sharon Hall	Wchr 11.6	4	Jackie Williams	Belm 15.22	4	Andrea Burnside (so)	Wchr 15.13	4	Marshee London	Wchr 16.45
5	Linda Denning	Taft 11.7	5	Angela Wade	Wchr 15.26	5	Donna Greer	Kenn 15.72	5	Satin Lewis (jr)	Clev 16.49
6	Robin Cofield	LAng 11.8	6	Penny Williams	Wchr 15.31	6	Tammy Harries	Monr 15.74	6	Leslie Higgison (jr)	Bann 16.72
110 yard Hurdles/30"			1983 (against -4.3 mph wind)			1989 (against -0.70 mps wind)			1996		
1977			1	Chewuakii Knighten (so)	Lock 14.04	1	LaTanya Davenport	Lock 14.1	1	Khameel Fleming (jr)	Dors 14.97
1	Greta McConnell	Kenn 15.0	2	Millisa King (jr)	Frem 14.52	2	Tasha Turner	Narb 14.4	2	Jonae Hunt (jr)	Wchr 15.11
2	Lori Smith (so)	Gard 15.5	3	Nancy Young	Bann 14.54	3	Jackie foreman (jr)	Lock 14.9	3	Frances Santin (so)	Taft 15.31
3	Shae Seward	Pali 15.5	4	Michelle Kendrick (so)	Frem 14.85	4	Cristal Lewis (jr)	Dors 16.1	4	Kristia Groves (so)	Gard 15.46
4	Renee Young (jr)	Bann 15.7	5	Marjorie Johnson	Monr 14.94	5	Cheryl Cohler (so)	Chat 16.3	5	Leslie Higgison	Bann 17.07
5	Angie Stokes	Lock 16.3	6	Cheryl Lacy	VNuy 15.45	6	Sherri MacLean (jr)	Narb 16.4	6	Natasha Wright	Brvo 17.3
6	Regina Reggie	Cars 17.2	1984 (against -1.46 mps wind)			1990			1997		
1978			1	Chewuakii Knighten (jr)	Lock #13.90	1	Jackie Foreman	Lock 14.4	1	Jonae Hunt	Wchr 14.78
1	Michelle Jerold (jr)	Univ #14.67	2	Millisa King	Frem 14.57	2	Leshette Mulette	Bann 14.8	2	Khameel Fleming	Dors 14.82
2	Lauren Swan	Pali 14.85	3	Michelle Kendrick (jr)	Frem 14.85	3	Andrea Burnside (jr)	Wchr 14.9	3	Frances Santin (jr)	Taft 15.14
3	Lori Smith (jr)	Gard 14.98	4	Dwana Farr	Univ 15.28	4	Cristal Lewis	Dors 15.3	4	Angela R. Terry (jr)	Grnt 15.46
4	Tina Brown	Wash 15.20	5	Tammy Nobles (jr)	Pali 15.56	5	Samone Cole (so)	Wash 15.4	5	Krista Groves (jr)	Gard 15.63
5	Lori Dynes (jr)	Cren 15.39	6	Marsha McCready	Narb 15.73	6	Sherri MacLean	Narb 15.8	6	Rosalia Gitau (fr)	ECam 16.25
6	Renee Young	Bann 15.58	1985			1991			1998 (wind +1.4mps)		
1979			1	Chewuakii Knighten	Lock #13.78	1	Andrea Burnside	Wchr 14.73	1	Kristia Groves (so)	Gard 14.33
1	Michelle Jerold	Univ #14.19	2	Kelley Peacock (jr)	VNuy 14.41	2	Orianna Cavallero	Kenn 15.18	2	Frances Santin	Taft 14.78
2	Lori Smith	Gard 14.56	3	Tammy Nobles	Pali 15.01	3	Oshonda Posey (so)	NHwd 15.69	3	Angela R. Terry	Grnt 15.64
3	Lori Dynes	Cren 14.99	4	Nicholle Kendrick	Frem 15.52	4	Samone Cole (jr)	Wash 15.80	4	Chandellaria Whitlow(fr)	Wchr 15.66
4	Tina Brown	Wash 15.26	5	Darlene Williams	Univ 15.63	5	Chita Obasi (jr)	Hami 15.85	5	Yolanda Onwubere	Bann 16.73
5	Magnolia Files	Dors 15.27	6	Odessia Dosey (so)	Pali	6	Angelic Mosley	LAng 16.2	6	Lilia Perez (jr)	Garf 17.50
6	Natasha Smith	Lock 15.29	1986			1992 (against -2.58mps wind)			1999 (against -2.0mps wind)		
1980			1987			1993			1994		
1	Sha-ri Pendleton (jr)	Frem 14.26	1	Laura Ainsworth	Frem 14.10	1	Ch-a Mosley (so)	Mrsh 15.06	1	Daneeka Torrey (jr)	Taft 14.82
2	Natasha Smith	Lock 14.39	2	Odessia Dorsey	Dors 14.72	2	Samone Cole	Wash 15.06	2	Brynne Steward (fr)	Clev 15.50
3	Valma Banks	Pali 14.99	3	Jackie Foreman (fr)	Lock 14.96	3	Chita Obasi	Hami 15.46	3	Chandellaria Whitlow(so)	Wchr 16.33
4	Aladrian Hunter (jr)	Dors 15.14	4	Natalie Masson	Narb 14.98	4	Erica Alston (fr)	Gard 15.88	4	Patrice Edwards (so)	Bann 16.65
5	Leslyle Tell	Frem 15.16	5	Natasha Merican (jr)	Grnt 15.31	5	Nicole Sanders	Bann 16.18	5	Juana Gatson	Birm 16.81
6	Yolanda Fletcher (jr)	Cren 15.81	6	Darleane Thompson	Cren 15.61	6	Dakhia Mayberry (fr)	Brvo 16.37	6	La'Shaun McClinton	Brvo 17.28

Hurdle distances, heights and space between hurdles changed frequently in the early years of girls interscholastic track and field. The early 80 yard distance (with 30" hurdles), was the near equivalent of the 80 meter hurdles, being run internationally for women thru the early 1970's. As more women (and girls) began to run hurdles, the distance of hurdle races was lengthened to 110 yards, then 100 meters, but still with 30" obstacles. Finally, with the proliferation of all-weather tracks and increasing strength among female athletes, three more inches was added, to create more of a challenge and make the hurdles races more of a skill event, rather than pure speed. With the advent of international 400 meter (30") hurdles, a 300 meter race was added to the interscholastic girls hurdle program in 1981.

CALIFORNIA STATE MEET 80y/110y/110m Hurdles Placers (1-6) = 14;
 Champion 1...1983 = Chewuakii Knighten (Lock): 300m Hurdles Placers
 (1-6) =7; Champions - none (1981-99)

Key to symbol: # = better City Meet Record

Girls 300 meter Hurdles

300 meter Hurdles/30"

1981 1 Cynthia Cooper Lock #43.21 2 Karen Bonty ManA 44.65 3 Marjorie Johnson (so) Monr 46.70 4 Penny Williams (jr) Wchr 47.13 5 Kathy Ericson CanP 47.60 6 Lisa Jackson Wash 47.86	1986 1 Kelly Peacock VNuy 42.79 2 Laura Ainsworth (jr) Frem 42.99 3 Annette Spear ManA 44.05 4 Kim Petway CanP 44.51 5 Jody Shanahan Monr 44.68 6 Terri Bell (jr) Cren 46.46	1991 1 Oshonda Posey (so) NHwd 46.16 2 Traci Anderson Poly 46.61 3 Ronessa Norwood (so) Cren 47.36 4 Chita Obasi (jr) Hami 47.86 5 Orianna Cavallero Kenn 48.76 6 Ana Echeverria SGat 50.16	1996 1 Frances Santin (so) Taft 43.47 2 Khameel Fleming (jr) Dors 44.80 3 Satin Lewis Clev 45.31 4 Jonae Hunt (jr) Wchr 45.75 5 Georgette Countee (so) Dors 48.33 6 Kare Perry Hami 49.47
1982 1 Linda Bell Lock 44.24 2 Karen Bonty ManA 44.31 3 Marjorie Johnson (jr) Monr 44.89 4 Penny Williams Wchr 45.53 5 Leslie Hodnett (jr) Monr 46.81 6 Cheryl Lacy VNuy 47.70	1987 1 Laura Ainsworth Frem 43.23 2 Odessia Dorsey Pali 44.60 3 LaTanya Davenport (so) Lock 45.4 4 Terri Bell Cren 46.8 5 Camille Dietzel (so) Narb 47.3 6 Jackie Foreman (fr) Lock 48.6	1992 1 Ch-a Mosley (so) Mrsh 46.19 2 Oshonda Posey (jr) NHwd 47.04 3 Chita Obasi Hami 47.40 4 Dakhia Mayberry (fr) Brvo 48.05 5 Erica Alston (fr) Gard 48.57 6 Mytra Ramezani ECam 49.33	1997 1 Khameel Fleming Dors 44.79 2 Angela R. Terry (jr) Grnt 45.59 3 Frances Santin (jr) Taft 45.88 4 Jasmine Hall Gard 48.24 5 Georgette Countee (jr) Dors 48.29 6 Natasha Wright Brvo 48.72
1983 1 Millisa King (jr) Frem 43.75 2 Marjorie Johnson Monr 44.82 3 Michelle Kendricks (so) Frem 45.61 4 Demetria McCray (jr) Lock 46.21 5 Dawna Brown Cren 46.31 6 Leslie Hodnett Monr 46.33	1988 1 Regina Weatherford Lock 42.89 2 Cristal Lewis (so) Dors 45.14 3 LaTanya Davenport (jr) Lock 45.35 4 Jane Kim (so) Taft 47.19 5 LaShona Erving Sfer 48.36 6 Jennifer Marzahl (jr) RsdA 48.55	1993 1 Keisha Griffis (so) Wash 45.17 2 Ch-a Mosley (jr) Mrsh 45.53 3 Ronessa Norwood (so) Cren 46.63 4 Christine Davis Dors 46.66 5 Shana Skaggs (fr) Wash 46.98 6 Erica Alston (so) Gard 48.31	1998 1 Frances Santin Taft 43.27 2 Monique Anderson (jr) Gard 44.40 3 Daneeka Torrey (so) Taft 44.63 4 Monica Hackett (jr) Cars 46.96 5 Georgette Countee (jr) Dors 48.31 6 Jackie Lindsey (so) Cren 49.32
1984 1 Millisa King Frem #42.70 2 Michelle Kendricks (jr) Frem 43.16 3 Lisa Nichols Dors 45.36 4 Lupe Rodriguez HunP 46.20 5 Demetria McCray Frem 46.30 6 Jody Shanahan (so) Monr 47.05	1989 1 Debra Hamilton Lock 45.19 2 LaTanya Davenport Lock 45.98 3 Feltina Means (jr) VNuy 46.18 4 Cristal Lewis (jr) Dors 47.00 5 Rachel Trujillo Belm 47.83 6 Pam Martin ECam 49.05	1994 1 Keisha Griffis (jr) Wash 45.17 2 Rori Kelly (so) Wchr 46.77 3 Qualema Hayes Lang 47.97 4 Kelli Collins Clev 48.54 5 Alicia Crawford (jr) RsdA 48.70 6 Cicely Atkins (jr) Brvo 48.75	1999 1 Daneeka Torrey (jr) Taft 43.98 2 Brynne Steward (fr) Clev 45.21 3 Monique Anderson Gard 45.78 4 Charmaine Tyler Cren 47.19 5 Patrice Edwards (so) Bann 48.04 6 Juana Gatson Birm 48.10
1985 1 Kelley Peacock (jr) VNuy 44.67 2 Michelle Kendricks Frem 45.08 3 Jody Shanahan (jr) Monr 46.29 4 Kim McRae ManA 46.64 5 Angie Hill Linc 46.97 6 Kim Petway (jr) CanP 47.44	1990 1 Jackie Foreman Lock 45.76 2 Feltina Means Taft 46.60 3 Traci Anderson (jr) Poly 47.09 4 Darlene Whaling Wash 47.22 5 Nathenia Wagner (jr) GrHl 47.27 6 Alyson Cook Taft 48.13	1995 1 Keisha Griffis Wash 45.68 2 Frances Santin (fr) Taft 45.90 3 Satin Lewis (jr) Clev 48.01 4 Maria Garcia Belm 48.56 5 Zunilda Ogarro (fr) Wchr 48.87 6 Amiee Montiel Fran 49.64	<div style="border: 1px solid black; padding: 5px; text-align: center;"> Key to symbol: # = better City Meet Record </div>

School Abbreviations:

Bann - Banning	ECam - El Camino Real	Kenn - Kennedy	Roos - Roosevelt
Bell - Bell	Frfr - Fairfax	LACE - Los Angeles CES	Sfer - San Fernando
Belm - Belmont	Fran - Franklin	Linc - Lincoln	SPed - San Pedro
Birm - Birmingham	Frem - Fremont	Lock - Locke	SOCE - Sherman Oaks CES
Brvo - Bravo Medical	Gard - Gardena	Lang - Los Angeles	SGat - South Gate
CanP - Canoga Park	Garf - Garfield	ManA - Manual Arts	Sylm - Sylmar
Cars - Carson	GrHl - Granada Hills	Mrsh - Marshall	Taft - Taft
Chat - Chatsworth	Grnt - Grant	Monr - Monroe	Univ - University
Clev - Cleveland	Hami - Hamilton	Narb - Narbonne	VNuy - Van Nuys
Cren - Crenshaw	Hlwd - Hollywood	NHwd - North Hollywood	Venc - Venice
DBus - Downtown Business	HunP - Huntington Park	Pali - Palisades	VerH - Verdugo Hills
Dors - Dorsey	Jeff - Jefferson	Poly - Polytechnic (LA)	Wash - Washington
EagR - Eagle Rock	Jord - Jordan	RsdA - Reseda	Wchr - Westchester
			Wils - Wilson

City Section Championships Medallists - Leading Schools in each Girls Event (1974-1999):

100y/100m - Lock 17 medals (7 champs), Dors 16 (5), Wchr 8 (2), Frem 9 (0), Taft & Kenn 6 (2)
 220y/200m - Dors 22 medals (6 champs), Lock 19 (5), Wchr 10 (1), Kenn 8 (3), Taft 6 (2), Frem 6 (0)
 440y/400m - Lock 15 medals (6 champs), Dors 13 (8), Cren 12 (0), Wchr 10 (3), Frem 9 (4), Kenn 8 (2)
 880y/800m - Lock 12 medals (5 champs), Wchr 8 (3), Cars 8 (1), ManA 6 (3), Birm 6 (2), Kenn 6 (1)
 Mile/1600m - Belm 12 medals (1 champ), Kenn 9 (3), SPed 9 (2), ECam 8 (0), Birm 5 (3), Cars 5 (2)
 2Mi/3200m - SPed 10 medals (3 champs), Kenn 9 (4), Belm 8 (2), Roos 8 (0), Linc 7 (0), Wchr 6 (2)
 110y/100mH - Lock 14 medals (6 champs), Wchr 14 (4), Frem 11 (2), Wash 10 (3), Dors (2)
 300mHur - Lock 9 medals (5 champs), Frem 7 (4), Taft 7 (3), Dors 6 (1), Monr 5 (0), Wash 5 (3)
 High J - ECam 11 medals (3 champs), Taft 8 (2), Chat 8 (1), Dors 6 (2), Kenn 6 (1), Cren 5 (3)
 Pole Vault - Birm 5 medals (2 champs), Kenn 5 (2), Chat 4 (1) ... since 1995 only
 Long J - Dors 20 medals (4 champs), Gard 13 (2), Bann 10 (4), Cren 10 (1), Wash 8 (4), Frem 7 (3)
 Triple J - Bann 10 medals (1 champ), Birm 5 (2), Dors & Gard & Taft 5 (1) ... since 1990 only
 Shot Put - Frem 9 medals (3 champs), Lock 8 (2), Cars & Wash 7 (1), Dors 6 (1), ECam & Kenn 5 (1)
 440y/400mRe - Dors 13 medals (7 champs), Wash 13 (2), Wchr 11 (3), Lock 10 (4), Cren (1), Frem 8 (2)
 880y/800mMedRe - Frem 7 medals (2 champs), Wash 5 (2), Bann 5 (1) ... 1974-1980 only
 Mile/1600mRe - Lock 15 medals (10 champs), Dors 15 (6), Wchr 9 (0), Frem 8 (2), Ken 7 (2), Uni 6 (1)

Girls High Jump / Pole Vault

High Jump

1974		1984	
1 Stearlene Marshall (jr)	SFer #5'00.00"	1 Valerie Holguin	HunP 5'04.00"
2 Laura Landy	GrHL #5'00.00"	2 Darlene Vela	Kenn 5'03.00"
3 Maria Schwarz	RsdA 4'10.00"	3 Patricia Blackwell	Gard 5'02.00"
4 Katherine Price (so)	Wash 4'08.00"	4 Cassandra Vance (jr)	Cren 5'01.00"
t5 Sandra Upshur	Wash 4'08.00"	5 Andreaanna Cannon	Hani 5'00.00"
t5 Adrienne Mosley (jr)	Bann 4'08.00"	6 Brickell Quarles (so)	Univ 4'11.00"
1975		1985	
1 Kim Maddox (jr)	LAng #5'04.00"	1 Cassandra Vance	Cren 5'07.00"
2 Eva Cifrinec	Pali 5'02.00"	t2 Brickell Quarles (jr)	Univ 5'03.00"
3 Karim White (jr)	RsdA 5'00.00"	t2 Michelle Malcolm (jr)	Birm 5'03.00"
t4 Cathy Gallegos (jr)	Monr 4'10.00"	4 Jeannele Holly	Chat 5'02.00"
t4 Adrienne Mosley	Bann 4'10.00"	5 Kim McKee	ManA 5'01.00"
6 Erica Booth (jr)	Wash 4'08.00"	6 Angie Hill	Linc 4'10.00"
1976		1986	
1 Kim Maddox	LAng 5'02.00"	1 Eugenia Miller (jr)	Cren 5'06.00"
2 Cathy Gallegos	Monr 5'02.00"	2 Brickell Quarles	Univ 5'02.00"
3 Cheryl Kennedy (so)	ECam 5'02.00"	3 Tiffany Stallworth	VNuy 5'02.00"
4 Erica Booth	Wash 5'00.00"	4 Michelle Malcolm	Birm 5'02.00"
5 Karim White	RsdA 5'00.00"	5 Ulricka Hogstrom	Kenn 5'01.00"
6 Eva Hamilton	Pali 5'00.00"	6 Tanya Valentino	Univ 5'00.00"
1977		1987	
1 Cheryl Kennedy (jr)	ECam #5'04.00"	1 Eugenia Miller	Cren 5'07.00"
2 Lori Smith (so)	Gard 5'02.00"	2 Melanie Clarke (jr)	ECam 5'06.00"
3 Chris Sellin (so)	ECam 5'02.00"	3 Kim Jeremiah (so)	Frem 5'00.00"
4 Denise Fuller	Fran 4'10.00"	4 Danielle Davis (so)	Bann 5'00.00"
5 Gloria Ellis	Wehr 4'10.00"	5 Alma Ryan (so)	Univ 4'11.00"
6 Debbie Yarnall	Poly 4'10.00"	6 Althea Hobbs (jr)	Bann 4'11.00"
1978		1988	
1 Kelly Hoban	Narb #5'04.00"	1 Melanie Clarke	ECam 5'02.00"
2 Linda Soja (so)	Poly #5'04.00"	2 Lori Mertes (so)	Chat 5'02.00"
3 Cheryl Kennedy	ECam 5'02.00"	3 Feltina Means (so)	VNuy 5'00.00"
4 Jemmaker Thompson (so)	Hani 5'02.00"	4 Kim Jeremiah (jr)	Frem 5'00.00"
5 Kelli Jorgensen (so)	EagR 5'02.00"	5 Jennifer Dinaberg (fr)	ECam 4'10.00"
6 Evelyn Zimmerman	EagR 5'00.00"	6 Kix Ryan (jr)	Univ 4'10.00"
1979		1989	
1 Natasha Smith (jr)	Lock #5'07.00"	1 Melanie Clarke	ECam 5'05.00"
2 Linda Soja (jr)	Poly 5'04.00"	2 Lori Mertes (jr)	Chat 5'05.00"
3 Lisa Kuykendall	Poly 5'02.00"	3 Samantha Beauchamp (jr)	Grnt 5'05.00"
4 Chris Sellin	ECam 5'02.00"	4 Jackie Foreman (jr)	Lock 5'02.00"
5 Kimberly Jones	NHwd 5'00.00"	5 Melissa Guidi	ECam 5'00.00"
6 Kelli Jorgensen (jr)	EagR 5'00.00"	6 Kim Jeremiah	Frem 5'00.00"
1980		1990	
1 Linda Soja	Poly #5'08.50"	1 Lori Mertes	Chat 5'04.00"
2 Kelli Jorgensen	EagR 5'04.00"	2 Samantha Beauchamp	GrHL 5'03.00"
3 Natasha Smith	Lock 5'03.00"	3 Sarah White (jr)	Taft 5'03.00"
4 Jemmaker Thompson	Hani 5'02.00"	4 Jackie Foreman	Lock 4'11.00"
5 Maggie Blaser	Clev 5'02.00"	5 Makela Theriault (so)	VerH 4'11.00"
6 Yvette Maufus (so)	Mrsh 5'02.00"	6 Neysa Weyrach	SPed 4'10.00"
1981		1991	
1 Carla Johnson	ManA 5'02.00"	1 Sarah White	Taft 5'02.00"
2 Yolanda Fletcher	Cren 5'02.00"	t2 Orianna Cavallero	Kenn 5'00.00"
3 Michelle Lowe	ManA 5'01.00"	t2 Latanya Bereal	Bann 5'00.00"
4 Yvette Maufus (jr)	Mrsh 5'01.00"	t4 Eri Cronkhite (jr)	Venc 4'10.00"
5 Cheryl Carter	Kenn 4'11.00"	t4 Fabiola Medina (jr)	Garf 4'10.00"
t6 Andrea Metkus	GrHL 4'10.00"	t4 Viveca McGuire	Gard 4'10.00"
t6 Leilani Tedeski	Clev 4'10.00"	t4 Tamika Greer (fr)	ECam 4'10.00"
1982		1992	
1 Yvette Maufus	Mrsh 5'04.00"	1 Nicole Baynes	Grnt 5'02.00"
2 Simone Van Egmund	Taft 5'02.00"	2 Konya Hubbard (jr)	SFer 5'00.00"
3 Kim Hall (jr)	Kenn 5'02.00"	3 Dana Warren (jr)	Narb 5'00.00"
4 Yvessie Patterson (jr)	CanP 5'00.00"	4 Wendy Escobar (so)	VerH 4'10.00"
5 Charlene Wong	Mrsh 5'00.00"	5 Makela Theriault	VerH 4'10.00"
6 Dawne Leiran (jr)	SPed 4'11.00"	6 Erendira Cronkite	Venc 4'10.00"
1983		1993	
1 Kim Hall	Kenn 5'06.00"	1 Konya Hubbard	SFer 5'06.00"
2 Valerie Holguin (jr)	HunP 5'03.00"	2 Dana Warren	Narb 5'00.00"
3 Patricia Blackwell	Gard 5'02.00"	3 Rochelle Ramos (so)	ECam 4'10.00"
4 Nancy Robinson	Pali 5'01.00"	4 Tamara Davies	Chat 4'10.00"
5 Dawne Leiran	SPed 5'00.00"	5 Stephanie Seim (jr)	Chat 4'10.00"
6 Yvessie Patterson	CanP 5'00.00"	6 Molly Nelsen (jr)	Monr 4'10.00"

Pole Vault

1994		1995	
1 Alexis Glenn	Dors 4'10.00"	1 Kim Pickup (jr)	Chat #8'00"
2 Adriana Garcia	Birm 4'10.00"	2 Karen Seidman (so)	GrHL 8'00"
3 Stephanie Seim	Chat 4'10.00"	3 Jennifer Capehart (so)	Kenn 8'00"
4 Catherina Bolton	Pali 4'10.00"	4 Karen Hartz	Monr 7'06"
5 Susan Inman	EagR 4'10.00"	5 Alma Gomez	Roos 7'06"
6 Crystal Griffin (jr)	Taft 4'10.00"	6 Christina Milanes (so)	GrHL 7'00"
1995		1996	
1 Crystal Griffin	Taft 5'00.00"	1 Jennifer Capehart (jr)	Kenn #8'06"
2 Zenobia Anderson	Taft 5'00.00"	2 Brooks Page	GrHL 8'00"
3 Mia Gramata-Jones (so)	Dors 5'00.00"	3 Kim Pickup	Chat 8'00"
t4 Bickisha Herron (jr)	Birm 4'10.00"	4 Alma Murillo (jr)	Roos 7'06"
t4 Kim Pickup (jr)	Chat 4'10.00"	5 Christina Milanes (jr)	GrHL 7'00"
t6 Grace Smart	Dors 4'10.00"	6 no sixth place	
t6 Tricia Mulligan (so)	EagR 4'10.00"		
1996		1997	
1 Mia Gramata-Jones (jr)	Dors 5'02.00"	1 Jennifer Capehart	Kenn 9'00"
2 Kim Pickup	Chat 5'02.00"	2 Christine Merrell	Kenn 8'00"
3 Alexandria Delgado	HunP 5'00.00"	3 Elizabeth Serna (jr)	Roos 7'06"
4 Rickisha Herron	Birm 5'00.00"	4 Alma Murillo	Roos 7'06"
5 Marlene McLurkin	Poly 5'00.00"	5 Karla Cuevas (jr)	Belm 7'06"
6 Leslie Higginson	Bann 4'10.00"	6 Kim Lawson (so)	Chat 7'06"
1997		1998	
1 Mia Gramata-Jones	Dors 5'04.00"	1 Melissa Astete (fr)	Birm #8'06"
2 Angela R. Terry (jr)	Grnt 5'04.00"	2 Karla Cuevas (jr)	Belm 8'00"
t3 Georgette Countee (jr)	Dors 5'00.00"	3 Kim Lawson (jr)	Chat 8'00"
t3 Deanna Chandler (so)	Univ 5'00.00"	4 Nickie Kohlieber (so)	Birm 8'00"
5 Jacqueline Woods	Bann 5'00.00"	5 Maritene Rodriguez	Bell 7'06"
6 Trisha Bratford (fr)	Taft 4'10.00"	6 Carolyn Tomicich	Mrsh 7'06"
1998		1999	
1 Schquay Brignac (fr)	Clev 5'06.00"	1 Melissa Astete (so)	Birm #11'01"
2 Georgette Countee	Dors 5'04.00"	2 Nicki Kohlieber (jr)	Birm 9'06"
3 Trisha Bratford (so)	Clev 5'02.00"	3 Michelle Rivera (fr)	Birm 9'00"
4 Deanna Chandler (jr)	Univ 5'00.00"	4 Kim Lawson	Chat 8'06"
5 Frances Santin	Taft 5'00.00"	5 Heidi Kreis (so)	SPed 8'06"
6 Evonne Velazquez	Birm 4'10.00"	6 Joselyn Ontiveros (jr)	Kenn 8'00"
1999		Key to symbols:	
1 Schquay Brignac (so)	Clev 5'04.00"	t = tie among two or more competitors at the same height	
2 Trisha Bratford (jr)	Taft 5'00.00"	# = ties or betters the City Championships Meet Record	
3 Rasheeda Gray-Hanan (jr)	Monr 5'00.00"		
4 Victoria Curtis (fr)	Clev 5'00.00"		
5 Leonor Martinez	SGat 4'10.00"		
6 Nchecki Odili-Obi	Cren 4'10.00"		

CALIFORNIA STATE MEET

High Jump Placers (1-6) = 9; Champion = 1_1979-Kim Maddox (LAng)
 Pole Vault Placers (1-6) = 0 (1995-1999)
 Long Jump Placers (1-6) = 13; Champions = 4_Jodi Anderson (Wash) 1974 & 75 & 76, 1979-Gwen Loud (Wchr)
 Triple Jump Placers (1-6) = 6; champions = none (1982-1999)

Girls Long Jump / Triple Jump

Long Jump

Triple Jump

1974			1982			1990			1990		
1 Jodi Anderson (so)	Wash	17'09.00"	1 Kim Goodman	Narb	18'02.25"	1 Sonya Bryant (jr)	Bann	18'00.75"	1 Montoya Johnson (so)	Dors	#36'00.00"
2 Lisa Woods	Cars	17'05.00"	2 Julie Owens (jr)	VNuy	17'09.00"	2 Marquita Terry (jr)	Kenn	17'07.00"	2 Feltina Means	VNuy	35'07.00"
3 Eudora Wilson	SFer	17'01.50"	3 Maureen Wiley	Narb	17'07.00"	3 Labianca Williams (jr)	Gard	17'03.50"	3 Dorothy Byron	Lock	35'01.00"
4 Clydra Champion	Dors	16'09.50"	4 Joyce Austin (jr)	Hlwd	17'03.00"	4 Feltina Means	VNuy	17'02.50"	4 Bonnie Moreno (so)	Linc	35'00.50"
5 Karen Gilliam	Bann	16'07.50"	5 Natalie Scott	VNuy	17'02.75"	5 Carol Iraheta	Mrah	17'02.25"	5 Joshua Castillo	Dors	34'07.50"
6 Terry LaPointe	Taft	16'01.00"	6 Cathy Shaw	Jord	17'02.00"	6 Jolie Kim	EagR	17'01.25"	6 Tiffany McCloud (jr)	Bann	34'05.25"
1975			1983			1991			1991		
1 Jodi Anderson(jr)	Wash	#19'09.75"	1 Joyce Austin	Hlwd	17'02.00"	1 Sonya Bryant	Bann	18'08.25"	1 Tiffany McLeod	Bann	#37'06.00"
2 Alexandra Nicholson	Kenn	18'01.50"	2 Stephanie Jones	Kenn	17'02.00"	2 Labianca Williams	Gard	16'11.50"	2 Bonnie Moreno (jr)	Linc	35'10.00"
3 Linda Sipert	Cren	17'04.25"	3 Renita Robinson (jr)	ManA	17'00.50"	3 Montoya Johnson (jr)	Dors	16'11.00"	3 Fabiola Medina (jr)	Garf	35'04.00"
4 Demetris Ward	Frem	17'02.25"	4 Angelique Green	Gard	16'09.50"	4 Marquita Terry	Kenn	16'09.50"	4 Marquita Terry	Kenn	35'03.25"
5 Stearlene Marshall	SFer	17'02.25"	5 Gayle Wadsworth	Cren	16'08.25"	5 Lisa Jacobs (jr)	Ross	16'07.25"	5 Montoya Johnson (jr)	Dors	34'09.00"
6 Sandra Howard	ManA	17'02.00"	6 Julie Owens	VNuy	16'01.00"	6 Bonnie Moreno (jr)	Linc	16'01.50"	6 Joyce Ladzepko (so)	Kenn	34'06.00"
1976			1984			1992			1992		
1 Jodi Anderson	Wash	19'03.50"	1 Renita Robinson	ManA	18'05.50"	1 Montoya Johnson	Dors	17'11.00"	1 Tammie Hunter (jr)	Univ	36'06.75"
2 Leslie Scott (jr)	Poly	18'04.50"	2 Tasha Giddens (jr)	Lock	16'11.00"	2 Shonta Tippie (jr)	Jeff	17'05.50"	2 Montoya Johnson	Dors	35'05.50"
3 Kim Moran (jr)	Monr	17'11.25"	3 Kiersten Church (so)	GrHl	16'01.50"	3 Neisha Henderson	Clev	17'00.00"	3 Bonnie Moreno	Linc	35'03.50"
4 Arnetta Robinson(so)	LAng	17'06.00"	4 Everetta Calloway	Sylm	16'00.00"	4 Charisse Sampeon	Wash	16'11.00"	4 Lisa Dyson	Bann	34'10.50"
5 Rebecca Trotter	Frem	17'00.25"	5 Laura Culliver	Lock	15'09.50"	5 Stacey Jenkins	Gard	16'10.75"	5 Tracey Jenkins	Gard	34'08.75"
6 Gretta McConnell	Kenn	16'04.00"	6 Michelle White (so)	Dors	15'07.75"	6 Umekia Fovns (jr)	Lock	16'10.00"	6 Nicole Shepherd(so)	Taft	34'08.50"
1977			1985			1993			1993		
1 Kim Moran	Monr	18'11.75"	1 Kelley Peacock (jr)	VNuy	18'05.25"	1 Umekia Fovns	Lock	17'01.25"	1 Yanitta Kenard	ECam	36'10.00"
2 Magnolia Files (so)	Dors	18'03.25"	2 Connie Navarro	Belm	17'00.00"	2 Khaleedah Shabazz(jr)	Hami	16'01.00"	2 Lavon Wade (so)	Gard	36'07.25"
3 Debbie Hawes (so)	Wchr	18'03.00"	3 Danielle Griffin (fr)	Taft	16'10.00"	3 Crystal Griffn (so)	Taft	16'01.00"	3 Texo Ladzepko	Kenn	35'11.00"
4 Arnetta Robinson(jr)	LAng	17'10.25"	4 Michelle White (jr)	Dors	16'09.50"	4 Turie McCormick (jr)	Wash	15'11.25"	4 Nicole Shepherd(jr)	Taft	35'07.25"
5 Leslie Scott	Kenn	17'10.25"	5 Laura Johnson	Grnt	16'09.50"	5 Linsay Longon (so)	Sylm	15'11.00"	5 Crystal Gillespie(jr)	VNuy	35'03.00"
6 Karen Ueda (jr)	Gard	17'10.00"	6 T.C. Watterson	Kenn	16'08.00"	6 Tawanya Hill (jr)	CanP	15'08.50"	6 Tawanya Hill (jr)	CanP	34'05.25"
1978			1986 (all jumps wind-aided)			1994			1994		
1 Joanna Harper (so)	Frem	19'00.00"	1 Kelley Peacock	VNuy	18'06.25"	1 Kimela West (jr)	Gard	16'06.50"	1 Kimela West (jr)	Gard	37'01.75"
2 Magnolia Files (jr)	Dors	18'08.00"	2 Michelle White	Dors	17'02.00"	2 Catherine Bolton	Pall	16'06.00"	2 Neisha Henderson(jr)	Clev	36'07.00"
3 Karen Ueda	Gard	18'01.50"	3 Danielle Griffin (so)	Taft	16'11.00"	3 Kim Pickup (so)	Chat	16'04.50"	3 Lavon Wade (jr)	Gard	35'11.50"
4 Debbie Hawes (jr)	Wchr	18'01.00"	4 Adrienne Webb	Cren	16'09.00"	4 Kia Edwards (jr)	SFed	16'03.00"	4 Latanya Collier(jr)	Bann	35'05.50"
5 Arnetta Robinson	LAng	17'08.00"	5 April Oliver (so)	Dors	16'07.75"	5 Neisha Henderson(jr)	Clev	16'00.00"	5 Rickisha Herron(so)	Birm	34'02.50"
6 Kim Becktold	GrHl	17'07.50"	6 Melanie Usher (jr)	Cren	16'07.25"	6 Qualema Hayes	LAng	15'10.50"	6 Janette Williams	ECam	33'10.75"
1979			1987			1995			1995		
1 Gwen Loud	Wchr	#19'10.50"	1 Lynette Christian(so)	Dors	16'10.50"	1 Zunilda Ogarro (fr)	Wash	18'03.50"	1 Neisha Henderson	Clev	37'01.50"
2 Debbie Hawes	Wchr	18'10.50"	2 Melanie Usher	Cren	16'10.00"	2 Kimela West	Gard	17'04.00"	2 Latanya Collier(jr)	Bann	36'07.75"
3 Melanie Markham	Dors	18'09.25"	3 Tiesha Howard (so)	LAng	16'09.00"	3 Neisha Henderson	Clev	17'02.75"	3 Kimela West	Gard	36'07.50"
4 Yvette Brumfield	Cren	18'06.25"	4 Laura Ainsworth	Frem	16'04.25"	4 Kim Pickup (jr)	Chat	16'10.75"	4 Shawnee Rickney(so)	Wash	35'08.00"
5 Magnolia Files	Dors	17'11.00"	5 April Oliver (jr)	Dors	15'11.25"	5 Lachelle Lash	Gard	16'04.00"	5 Kira Pickup (jr)	Chat	35'03.00"
6 Lori Smith	Gard	16'07.75"	6 Julia Ho	Belm	15'11.25"	6 Latanya Collier(jr)	Bann	15'10.75"	6 Ebony Poe	Lock	33'11.50"
1980 (against strong wind)			1988			1996			1996		
1 Joanna Harper	Frem	18'09.00"	1 Lynette Christian(jr)	Dors	18'08.00"	1 Latanya Collier	Bann	18'00.25"	1 Rickisha Herron	Birm	36'00.00"
2 Linda Soja	Poly	17'08.50"	2 Danielle Griffin	Taft	18'01.25"	2 Rickisha Herron	Birm	16'11.50"	2 Nina Onwubere (jr)	Bann	34'06.50"
3 Pam Burgess	Narb	16'11.25"	3 Melanie Clarke (jr)	ECam	17'07.00"	3 Lachelle Lash	Gard	16'08.25"	3 Natasha Wright	Brvo	33'06.00"
4 Yvette Brumfield	Cren	16'10.25"	4 Tanisha Lyons (jr)	Pali	17'05.50"	4 Eboni Grayson (so)	Taft	16'05.25"	4 Tuulie Saarela	Univ	32'10.50"
5 Cynthia Taylor	Wash	16'10.25"	5 Tiesha Holmes	LAng	17'03.50"	5 Niesha Williams(so)	Dors	16'02.00"	5 Justina Williams(jr)	ECam	32'10.50"
6 Natasha Smith	Lock	16'05.50"	6 Charlotte McCoy (jr)	Frem	16'09.50"	6 Justina Williams(jr)	ECam	15'06.00"	6 Lynquisha Melton	Taft	32'00.50"
1981			1989			1997			1997		
1 Yolanda Fletcher	Cren	18'10.25"	1 Lynette Christian	Dors	18'03.25"	1 Tanisha Cole (so)	Bann	17'04.75"	1 Ika Eliashvili (jr)	Birm	37'05.00"
2 Kim Goodman (jr)	Narb	18'02.25"	2 Nita Noewl (jr)	Wash	17'07.25"	2 Natalie Shorter(so)	Dors	16'10.25"	2 Nina Onwubere	Bann	35'10.00"
3 Judy Woods	SFer	17'11.00"	3 Feltina Means (jr)	VNuy	17'07.00"	3 Kelsha Mierex (jr)	Birm	16'07.25"	3 Shawnee Pickney	Wash	35'09.50"
t4 Lisa Penny	Dors	17'06.00"	4 Charlotte McCoy	Frem	17'03.00"	4 Niesha Williams(jr)	Dors	16'06.00"	4 Candice Baldwin(so)	Bann	34'11.50"
t4 Tamela Holland	ManA	17'06.00"	5 Melanie Clarke	ECam	17'03.00"	5 Kearston Buchanan	VNuy	16'05.50"	5 Natalie Shorter(jr)	Dors	34'11.00"
6 Carla Johnson	ManA	16'10.00"	6 Alyssia Bond (so)	SFed	16'08.25"	6 Enjonette Brumfield	Bann	16'04.00"	6 Justina Williams	ECam	33'09.00"
						1998			1998		
						1 Kristia Groves	Gard	17'08.00"	1 Eboni Grayson	Taft	39'06.00"
						2 Natalie Shorter(jr)	Dors	17'01.75"	2 Ika Eliashvili	Birm	37'08.00"
						3 Alexis Weatherspoon(fr)	SGat	17'01.50"	3 Yolanda Onwubere	Bann	37'06.25"
						4 Niesha Williams	Dors	16'11.25"	4 Erica Wilson (jr)	Cren	36'01.50"
						5 Tanisha Cole (jr)	Bann	16'06.75"	5 Natalie Shorter(jr)	Dors	35'04.50"
						6 Stacy Goff (jr)	Cren	16'00.25"	6 Nonyea Alozie	CanP	34'11.75"
						1999			1999		
						1 Shajuana Edwards	From	17'09.50"	1 Stacy Goff	Cren	37'09.50"
						2 Keisha Mierex	Birm	16'08.00"	2 Tiffany Smith	Taft	37'03.00"
						3 Tanisha Cole	Bann	16'07.50"	3 Patrice Edwards(so)	Bann	36'06.50"
						4 Michelle Stinnette(fr)	Clev	16'05.00"	4 Erica Wilson	Cren	34'05.50"
						5 Monique Anderson	Gard	16'04.00"	5 Tammy Carpenter(jr)	Birm	33'10.00"
						6 Stacy Goff	Cren	16'03.00"	6 Alyceia Kimbrough	ECam	33'03.00"

Girls Shot Put

Shot Put/8 lb.

Shot Put/4 kg.

1974		1980		1986		1993	
1 Vera Peko	Cars #46'08.25"	1 Yolanda Fletcher (jr)	Cren 42'06.50"	1 Latrice Hagan	Frem 39'00.00"	1 Adana Davis	SPed 37'04.50"
2 Georgina Peko	Cars 39'05.50"	2 Tony Thompson	Monr 41'10.00"	2 Jennifer Smith	Grnt 37'02.50"	2 LaDietra Stewart (jr)	Grnt 35'06.50"
3 Marilyn Miles (jr)	SFer 36'00.75"	3 Victoria Gary	Wash 38'07.50"	3 Mikella Whitterker	Frem 36'02.50"	3 Melissa Kaplan (fr)	ECam 35'07.25"
4 Doranda Thomas	Jord 35'01.00"	4 Sonia Yanez (so)	Garf 38'06.75"	4 Shannon Burns (so)	Frem 36'00.00"	4 Erica Orendian	Hlwd 34'05.25"
5 Maria Schwartz	RsdA 33'05.00"	5 Linda Soja	Poly 38'02.75"	5 Eugenia Miller (jr)	Cren 35'11.50"	5 Adriana Cano	Roos 34'04.50"
6 Sandie Schrader	Kenn 33'00.00"	6 Roz Creer	Wchr 37'00.00"	6 Victoria Gurney (jr)	ECam 35'11.00"	6 Felicia Moore	SPed 34'04.50"
1975		1981		1987		1994	
1 Kathy Doyle	Fran 39'04.50"	1 Yolanda Fletcher	Cren 44'00.75"	1 Tracy Wilson (jr)	Taft 40'07.00"	1 Darvena Merritt	NHwd 43'02.00"
2 Michelle Peterson	Cars 39'00.50"	2 Sonia Yanez (jr)	Garf 41'07.00"	2 Victoria Gurney	ECam 40'00.50"	2 Nicole Codd (jr)	Pali 38'00.50"
3 Annette Chandler (so)	Dors 37'07.50"	3 Kim Childress	Lock 41'06.25"	3 Melissa Hake (jr)	Wils 39'06.00"	3 Samantha Fargeon (so)	NHwd 38'00.25"
4 Marian Franklin	Wash 36'03.75"	4 Melba Lawrence (jr)	Monr 37'10.75"	4 Kesha Martin (jr)	Univ 39'05.75"	4 LaDietra Stewart	Grnt 36'05.00"
5 Silva Asoaga	Cars 35'04.00"	5 Stephanie Cooper	Lock 37'06.00"	5 Shannon Burns (jr)	Frem 39'05.00"	5 Pola Suafoa (jr)	Bann 33'02.00"
6 Marilyn Miles	SFer 35'06.50"	6 Janelle Williams	Dors 37'03.75"	6 Erin McConahey (so)	VNuy 36'04.00"	6 Teneasha Webb	Pali 32'11.00"
1976		1982		1988		1995	
1 Annette Chandler (jr)	Dors 41'03.00"	1 Sonia Yanez	Garf 43'04.50"	1 Melissa Hake	Wils 40'08.00"	1 Taneasha Hunter (jr)	Lock 41'02.50"
2 Michelle Peterson	Cars 40'06.50"	2 Rose Faamai (jr)	Kenn 40'06.75"	2 Tracy Wilson	Taft 39'09.00"	2 Tamara Dennis	Specd 37'03.00"
3 Terri Coker	Univ 37'07.25"	3 Melba Lawrence	Monr 37'03.00"	3 Kesha Martin	Univ 38'02.50"	3 Nancy Vincent (jr)	Chat 37'02.50"
4 Denise Allen	Wash 37'00.25"	4 Connie Farrow	Lock 37'00.00"	4 Rosa Dominguez (so)	VerH 35'01.00"	4 Alisi Schaaf (jr)	Hlwd 36'03.75"
5 Gretta McConnell	Kenn 36'07.25"	5 Elander Sherrills	Jord 36'11.00"	5 Erin McConahey (jr)	VNuy 34'10.00"	5 Samantha Fargeon (jr)	NHwd 35'11.00"
6 Linda Kemp	VerH 36'01.00"	6 Lwanna Arnold	Lock 35'11.00"	6 Cheri Bullett	Bann 34'09.50"	6 Eboni White (jr)	Bann 34'10.00"
1977		1983		1989		1996	
1 Kendis Warren	SPed 42'00.00"	1 Rose Faamai	Kenn 41'00.50"	1 Erin McConahey	VNuy 37'10.25"	1 Taneasha Hunter	Lock 42'09.50"
2 Annette Chandler	Dors 41'04.25"	2 Toya Barnes (jr)	Narb 36'03.00"	2 Lori Mertes	Chat 36'09.25"	2 Carol-Lyn Sanderson	GrHL 38'04.00"
3 Cheryl Kennedy (jr)	ECam 38'09.00"	3 Helen Pasquarella	Birm 35'04.00"	3 Wendy Bryant	Bell 36'00.00"	3 Lupe Brambila	Monr 37'00.50"
4 Lynn Richardson (so)	Jeff 38'03.75"	4 Schevelle Eskridge	Monr 35'03.50"	4 Rosa Dominguez	VerH 35'07.50"	4 LaShonda Holland	Reda 35'07.25"
5 Diane Amborn	Kenn 38'07.50"	5 Travanean Free	Linc 34'10.75"	5 Melanie Clarke (so)	ECam 34'10.25"	5 Shanika Askew (jr)	Birm 35'03.25"
6 Debbie Durham	Pali 36'01.50"	6 Charlene Tuinei	Cars 34'10.50"	6 Mary Esene (jr)	Narb 34'08.00"	6 Kanisha Best (jr)	Wash 34'06.00"
1978		1984		1990		1997	
1 Cheryl Kennedy	ECam 43'05.25"	1 Theresa Williams (jr)	Frem 38'07.50"	1 Wendy Bryant (jr)	Bell 38'08.50"	1 Jessica Cosby (fr)	GrHL 43'02.75"
2 Lynn Richardson (jr)	Jeff 41'09.25"	2 Latrice Hagan (so)	Frem 38'04.00"	2 Avanna Woddard	Kenn 37'06.50"	2 Shanika Askew	Birm 38'06.50"
3 Reni Mosley	Wchr 40'06.25"	3 Kathy Lampkin	Clev 38'02.50"	3 Yolanda Wright (so)	Narb 35'08.00"	3 Kanisha Best	Wash 36'09.00"
4 Ana Uluagano	Narb 38'07.00"	4 Shamiel Coleman	Frxf 37'08.50"	4 Alissa Aversano (jr)	GrHL 34'01.00"	4 Monique McClure (jr)	Bann 36'08.00"
5 Karen Fletcher (jr)	LAng 36'07.75"	5 Toya Barnes	Narb 36'11.00"	5 Amanda Daniels (jr)	Jord 33'07.75"	5 Laiza Lee (so)	Linc 35'05.00"
6 Wanda Bland	ManA 36'00.25"	6 Tina Clay	Wchr 36'04.00"	6 Tanya Singleton (so)	Frem 33'03.00"	6 Ginni Giles (jr)	NHwd 34'11.50"
1979		1985		1991		1998	
1 Lynn Richardson	Jeff #47'02.25"	1 Theresa Williams	Frem 40'08.50"	1 Yolanda Wright (jr)	Narb 37'02.75"	1 Jessica Cosby (so)	GrHL 44'04.50"
2 Yolanda Fletcher (so)	Cren 41'08.25"	2 Latrice Hagan (jr)	Frem 40'05.50"	2 Lavea Taape	Bann 36'07.00"	2 Serena Boykin (so)	Dors 38'03.50"
3 Karen Fletcher	LAng 41'01.00"	3 Lauren Halliwell	Chat 36'04.25"	3 Alissa Aversano	GrHL 36'01.50"	3 Honiqué McClure	Bann 37'08.50"
4 Vicky Gagne	Cars 41'01.00"	4 Lenise Collins	Grnt 35'01.50"	4 Johnica Tucker	Lock 35'10.00"	4 Gabby Linares	Hlwd 36'00.00"
5 Victoria Gary (jr)	Wash 40'00.25"	5 Pauline Carillo	SGat 34'06.75"	5 Heather Ballard (jr)	Birm 34'03.00"	5 R'Shunda Bryant (so)	Clev 33'10.00"
6 Roz Creer (jr)	Wchr 38'06.00"	6 Sandra Acosta	Garf 34'03.00"	6 Amanda Daniels	Venc 33'11.50"	6 Tameka Hunter (so)	Lock 33'02.00"
1992		1999		2000		2001	
1 Keshana Ledet	Wash 36'02.00"	1 Jessica Cosby (jr)	Clev 45'06.50"	1 Darvena Merritt (so)	NHwd 35'01.50"	1 Lisa Hawkins (jr)	Taft 35'05.50"
2 Darlene Walker	Hlwd 35'08.00"	2 Serena Boykin (jr)	Dors 41'08.00"	2 Adriana Cano (jr)	Roos 33'06.00"	2 R'Shunda Bryant	Clev 34'08.75"
3 Tonya Singleton	Frem 35'05.00"	3 Ceret Daramola	Cren 36'06.00"	3 Marie Brown (so)	Taft 32'05.50"	3 Naida Hairston	Wchr 34'06.50"
4 Darvena Merritt (so)	NHwd 35'01.50"	4 Lisa Hawkins (jr)	Taft 35'05.50"				
5 Adriana Cano (jr)	Roos 33'06.00"						
6 Marie Brown (so)	Taft 32'05.50"						

Shot Put weight was increased from eight pounds to four kilograms (about 8.8 pounds), the regular international weight for women, in 1980. The difference in distance between the two weights is more or less two feet, depending on the size, speed and technique of the athlete. In other words, a put of 40 feet with the eight pounder, is approximately equivalent to 38 feet with the four kilogram shot.

Discus throwing, while not a part of the Los Angeles City Section CIF, is thrown at the California State Meet and in other sections. Los Angeles City girls have a special qualifying trial each year, in order to participate in the State Meet. On occasion, an L.A. City-girl has reached the State finals, but none have medalled, not surprising given the lack of opportunities.

CALIFORNIA STATE MEET

Shot Put Placers (1-6) = 8: Champion = none
Discus Throw = none

Key to symbol: # = betters City Meet Record

LOS ANGELES CITY HIGH SCHOOLS

ALUMNI HONOR ROLL

Track & Field - Women

Long before the California Interscholastic Federation (CIF) organized official track & field competition for girls in 1974, Los Angeles City high school girls were competing for clubs in national, and for their country in international competition. Two women on the very first U.S. female Olympic Track & Field team, Lillian Copeland (Los Angeles High '22) and Anne Vrana (Fremont '28) competed in Amsterdam in 1928. From that time forward, women from L.A. schools have won Olympic medals in the Shot Put, Discus, 100 meters, 200 meters, 400 meters and both relays, with gold medals in all but the shot put.

In addition, City school alumni have set world and/or national womens records 100, 200 and 400 meters, 80 meter hurdles, 3000 meters, Marathon, Long Jump, Shot Put, Discus Throw and Javelin Throw...in most cases, many times.

The exploits of these and many other trackwomen are detailed in the following Alumni Honor Roll. Selections were based on (1) major honors won, (2) comparison vs. other athletes in their event of the same or different eras and (3) longevity.

20th CENTURY TEAM SELECTIONS

Girls Track & Field

The first attempt, as far as we know, to compile a list of the outstanding female track & field athletes from Los Angeles City High Schools, appears on the following pages. The Twentieth Century All-Time Team, includes some girls who competing in the half-century prior to "official" interscholastic competition, starting in 1974. Such girls, who had no opportunity to represent their school, did not displace from our lists, those who did compete for their school.

Athletes on the Twentieth Century Team, have been selected on the basis of (1) accomplishments in major meets, (2) times or distances compared with others of their own era, or prior and succeeding eras, and (3) overall record for three/four years in high school.

Selectors include Don Thomas, Duane Telliano, Dan Reinstein, Calvin Brown and Bill Peck...all of whom are knowledgeable on the subject of L.A. City Girls track & field, for three or more decades. That's why these coaches and officials were chosen to select the team.

These teams have compiled by Bill Peck, with valuable assistance and recommendations by Calvin Brown. Your comments (including disagreements, if you have a different opinion) are welcome by the compiler, in care of: Bill Peck, 4215 Normal Ave., Apt. 9, Los Angeles, CA 90029...(323) 666-0546.

ALUMNI HONOR ROLL

Sprints

100 yard/100 meter Dash

1. FLORENCE GRIFFITH-JOYNER (Jordan '78) had moderately successful collegiate career, reaching the national finals in 1980 at Cal State Northridge and 1981-82 at UCLA. Later, she ranked in the top ten in the U.S. six times and three times in the world top ten, through 1987. She dipped under 11.00 for 100 meters twice in those years. At age 28, in her final year of competition, she improved by a stunning half-second, with a time which no one has remotely approached before or since. She won all major meets, including Olympic Trials and 1988 Seoul Olympics, and set an unapproachable, though official, 10.49 World Record, which may stand until the next century (or until the next major technological/biological/pharmaceutical breakthrough). Her unprecedented 1988 sprinting earned for her the Sullivan Award as outstanding "Amateur Athlete" and the Jesse Owens Award for best Track & Field Athlete in the United States.
2. VALERIE BRISCO (Locke '78), an early nemesis of Flojo, but better at longer sprints, she ranked third, first and third in U.S. at 100 meters in 1984-86, with a personal best of 10.99 in the latter year. She also ranked nine, two and five worldwide in the same years, on the basis of her competitive record vs. major opponents, though lacking a record of major meet wins.
3. ANNE VRANA O'BRIEN (Fremont '28) in a very limited career, with few opportunities, nevertheless set a U.S. Women's record at 100 meters, while still in high school, finished third in 1928 Olympic trials and reached the semi-finals of the 1928 Games at Amsterdam plus a second in an international meet in Belgium the same year. In 1931 she was fourth in the National AAU 100 yards.

200 meter/220 yard Dash

1. FLORENCE GRIFFITH-JOYNER (Jordan '78) was a Collegiate Champion at UCLA in the 200 meters in 1982, runner-up the year before and after. In addition, she second in the TAC Nationals three time and third once between 1981 and 1985. She was ranked #2 in the nation each of those years and world ranked repeatedly in top seven as well. But it was in Olympic years she shone the brightest. Starting with a fourth place in the U.S. Trials of 1980, she finished second then first in the 1984 and 1988 Trials, respectively (with a sensational American Record in the latter year). She repeated her trials places in the Olympics at Los Angeles and Seoul, with an "off-the-charts" World Record in Korea. Flamboyant Flo radically stepped up the pace each four year cycle, with a personal best of 23.55 in 1980, 22.04 in 1984, and 21.34 in 1988. Her 1988 personal best has never been approached and is considered one of the top ten half-lap specialists ever.
2. VALERIE BRISCO-HOOKS (Locke '78) was Collegiate Champ at Cal State Northridge in 1979, but did not approach this level again until 1984, when she stunned the world by winning the Olympic Trials and the boycotted L.A. Games, with Olympic and U.S. National Records. She was ranked in the top three in the world the following two years as well, winning two Olympic Festivals, then barely missing a second Olympics in 1988 (fourth at Trials). Only Flojo and all-time great Evelyn Ashford have approached Val's sub 22 second races in 1984-85, among American "furlong" runners.
3. DIANA WILSON (Manual Arts '64) was National AAU Women's Champ at 220 yards in 1967, after third and second place finishes in the same meet in 1963 and 1965. She represented the USA internationally in dual meets against Great Britain, West Germany, USSR, Poland and British Commonwealth in those years.

Also considered: Sherri Howard (Kennedy '80), Denean Howard (Kennedy '82) and Gwen Loud (Westchester '79) ... national contenders and impressive on the stopwatch.

Gwen Gardner, Sherri Howard & Denean Howard (Left to right)



Florence Griffith-Joyner



400 meter/440 yard Dash

1. VALERIE BRISCO HOOKS (Locke '78) had a relatively undistinguished, though national ranking year in this event as a Cal State Northridge freshman in 1979, but was State Community College champ at Long Beach CC, two years later. Beginning in 1984 she was the dominant "quarter-miler" in the U.S. for five years. Though only second in the Trials, she won the (boycotted) Olympic Games of 1984, with an stunning American record of 48.83 and returned four years later at Seoul to finish fourth. Though only winning one National title (1984) and an Olympic Festival (1987), her domestic and overseas record, plus very fast times (three years under 50.00), brought her five top three U.S. rankings and five world top ten ratings, between 1984-1988. Her U.S. 400 meter Record remains untouched to this day.
2. DENEAN HOWARD (Kennedy '82), besides being the National TAC Women's Champion in her final two years of high school and the following year at Cal State Los Angeles (not to mention fourth in that meet as a high school sophomore), she qualified for the Olympic Team of 1980 and again eight years later. At Seoul in 1988 she placed sixth in the 400 meter final and was a gold medalist in the 4x400 meter relay. Also, she placed eleven times in National 400 finals, won a World University Games, competed in the 1981 World Cup, the 1987 Pan-American Games (third) and two World Championships. All told, she ranked in the U.S. top ten for 400 meters on eight occasions, five times in the top three and was top ranked twice. She was among the top ten in the world twice, ran under 52 seconds in eight different years and under 51 seconds in four of those, with a personal best of 49.87 in her final year (1988).
3. JARVIS SCOTT (Jordan '65) was in the top three in nine National AAU Championships, indoors and out, between 1967-1971. In her best year (1968), Jarvis won the National AAU (easily) and Olympic Trials, then finished sixth at the Mexico City Olympics. She also represented the USA in the Pan-American Games of 1971 and in USA vs. USSR dual meets.
3. SHERRI HOWARD (Kennedy '80) was the NCAA Champion in 1985 at Cal State Los Angeles, five years after winning the National TAC Women's title in her high school senior year, when she rated #1 in the U.S. She was in the Olympic Trials finals of 1980, 1984 and 1988, earning Olympic Games relay medals in the latter two years, and an Olympic Festival Championships in 1979, before arriving at Kennedy High School.

Also considered: Gwen Gardner (Crenshaw '78)

CITY ALUMNI GREATS

Valerie Brisco-Hooks



Jarvis Scott



Distances Runs

800 meter thru Marathon

1. **JACQUELINE HANSEN** (Granada Hills '66), in a competitive career spanning more than two decades, ran well every distance from 1500 meters to Marathon and encouraged other women to do likewise. At Cal State Northridge she ran a 1500 meters in 4:36.6 (1972) and was National Collegiate Mile Champion (1973) in 4:54. But she had already begun running marathons, officially finishing nineteen in all, and winning twelve of her first fifteen. Among her wins were a course record at Boston (1973), the first ever women's time under 2:45 (1974) and the first sub-2:40 by a female (1975). She was also fifth in the first World Marathon Championships for Women in Germany (1974). For "speed work" she ran 1500 meters in 4:28, mile in 4:50.2, 3000 meters in 9:55.0, two miles at 10:28.0, 5000 meters in 16:42.7, six miles in 34:24 and 10000 meters in 36:06.70...all nationally listed times. As a 39 year-old, she was world Masters Women Champion in Melbourne, Australia in 1987 at 1500 and 5000 meters. In her "spare" time, between being a mom, a coach, and organizer, she was one of leading activists promoting the marathon, 10000 meters and 5000 meters for women in World Championships and Olympic Games, dreams which have been realized at the start of the third millennium.

2. **JUDY SHAPIRO IKENBERRY** (Verdugo Hills '60), at a time before girls had regular high school track competition (except in Iowa) and when females were forbidden to run further than 220 yards, set a different kind of trend. When the 800 meters were finally offered for women in the 1960 Olympic Games, Judy finished fifth in the U.S. Trials, after recording a best of 2:17 (one of first six women to break 2:20). With opportunities for female distance runners few and far between, she ran in the first "official" marathon for women (1967 in Las Vegas) and won the very first U.S. National Championships for women marathoners (1974), then represented the U.S. in the first World Marathon Championships the same year in West Germany. She also had successful forays in such distances as 660 yard (indoors), 800 meters (as high as fourth in nationals), 1500, 3000 and 10000 meters. (on national lists for track races) and well as numerous road races. After competition she helped form and run Race Central, the premiere distance run timing system in the west, where she helps time literally millions of road and cross-country runners.

Also considered: Sheila Ralston (Polytechnic '77), Gretchen Lohr (North Hollywood '78), Katie Dunsmuir (Palisades '83), Kim Ojeda (Eagle Rock '85) and Sandra Rodriguez (Wilson '87) ... national finalists at a variety of distances and events

Hurdle Races

80 meter/100 meter Hurdles (30" & 33") & 400 meter Hurdles (30")

1. **ANNE VRANA O'BRIEN** (Fremont '28), in a sparse career characterized by very sporadic coaching, limited facilities and equipment and long interruptions, nevertheless achieved near greatness. At the southern California Olympic Trials in 1932, novice Anne set a World Record for 80 meters of 11.8 (the first woman ever officially under 12.0 for those hurdles). Unfortunately, she fell in a semi-final heat of the Olympic Trials, after defeating the great Babe Didrickson in a preliminary heat. She was named an Olympic team alternate and finished second in an international dual meet vs. Great Britain. Four years later, she won the Olympic Trials and, though ill, narrowly missed making the Olympic Finals at Berlin. She won the hurdles at a post Olympic meet in Germany in 1936.

Also considered: Chewuakii Knighten (Locke '85) and Lori Smith (Gardena '79)


Race Walk

1. **VICTORIA HERAZO** (Fairfax '77) was ranked in the U.S. top six no less than eleven times on the basis of eight places in National 10 and 20 Kilometer Race Walking Championships, four Olympic Festival top fours (including a win in 1995), a sixth, second and third in three Olympic Trials, two Olympic Games (1992 and 1996), a World Cup (1991) and a World Championship (1997) team.

Multi-Events

Heptathlon (100m Hur, High J, Shot P/4kg, 200m; Long J, 800m)
Pentathlon (80m or 100m Hur, SP/4kg, HJ, LJ, 200m or 800m)

1. **JODI ANDERSON** (Washington '76) could hardly find a track or field event she could not do well. Her all-around talents not only enabled her to win the National Collegiate pentathlon championship at Cal State Northridge (1979), but she was a medallist in the 100 and 400 meter hurdles, 100m dash and two time long jump champion. She was the second ranked U.S. pentathlete in 1978 and 1979, but won the Olympic Trials in that event with ease in 1980. Unfortunately, the U.S. boycotted the Olympics at Moscow, so Jodi never got her big chance internationally. She had qualified for those games in the pentathlon, long jump and 400m relay! After a series of debilitating injuries, she still managed a fourth place at the 1984 Olympic Trials heptathlon, made the team in the long jump, before injuries did her in again. In addition to the events named above, Jodi was an excellent distance runner, high jumper and thrower. Who knows what she may have done in the women's pole vault or steeplechase...events right up her alley!



CITY ALUMNI GREATS (left to right): Judy Shapiro Ikenberry, Jacqueline Hansen, Victoria Herazo & Jodi Anderson

Weight Events

Shot Put (4 kilogram & 8 pound)

1. **EARLENE BROWN** (Jordan sophomore '53) was the most internationally successful female thrower ever produced in the U.S.A. Not only did she win eight National AAU Championships, indoors and outdoors, but she was usually at her best on the world stage. After winning the Olympic Trials in 1956, 1960 and 1964, she was sixth, third and twelfth in her respective Olympic finals. Her third place bronze, at Rome, remains the only medal ever won by an American lady in Olympic shot put competition and she was the first and only USA woman to defeat the best from the Soviet Union in dual meets. Earlene improved the U.S. record eight times. She was the first American female to better 50, 52, 53 and 54 feet (not to mention 14, 15 and 16 meters), before any other had even exceeded 48 feet.
2. **LILLIAN COPELAND** (Los Angeles '22), though more noted in other throwing events, nevertheless won five National AAU Women's Championships with the eight pound shot, setting meet records twice. She also set U.S. Records with the 4 kg. shot twice, the first American female over forty feet.

Discus Throw (1.0 kilogram & 2.75 pounds)

1. **LILLIAN COPELAND** (Los Angeles '22) won two National AAU titles and was in the top three on six occasions. Though finishing second and third in two Olympic Trials, barely over 100 feet, she was at her best in two Olympic Games. At Amsterdam in 1928, the first ever track & field Olympics for women, she set a U.S. Record of 121'8". At Los Angeles four years later she was even better. In the very last throw of her athletic career, throwing from a standing position, she moved from second to first, with a World Record of 133'2" ... the first, and last, U.S. woman to hold either an Olympic title or world record in this event. All told, she broke the national record seven times.
1. **EARLENE BROWN** (Jordan sophomore '53) was nearly as good in this event as in the shot put, winning three AAU National Championships and in the top three on eight occasions. After winning Olympic Trials in 1956 and 1960, both with American records, (the second, a great 176'10", which was not bettered by a U.S. born woman for seventeen years), she placed fourth and third at Melbourne and Rome, then made her third Olympic appearance at Tokyo in 1964. Most years, she was the only western hemisphere thrower to stand a chance with the best Europeans. She raised the National Record four times and was the first American over 140, 150, 160 and 170 feet, not to mention the first to throw 50 meters.

Hammer Throw (8 pounds)

1. **MELISSA HAKE** (Wilson '88) was a two-time Heptagonal Games Champion and twice a National TAC finalist, while attending Princeton University.

CITY ALUMNI GREATS



Javelin Throw (600 grams)

1. **KAREN MENDYKA** (Verdugo Hills '60), after finishing second in National AAU Women's Championships and third in the Final Olympic Trials in the same month as her high school graduation in 1960, she was second and first in the nationals the following two years. Though she missed the Olympics (falling short of the qualifying standard), she represented the U.S. at international meets vs. the USSR (twice), Poland and Great Britain in 1961-62.
 1. **LILLIAN COPELAND** (Los Angeles '22) was a two-time National AAU Champion and second a third time (1926, 1927 and 1931), as well as setting National Records three times in the first two of these years. She was the first U.S. woman to throw 120 feet and 35 meters. And this was only her third best weight event.
- Also considered: Melissa Hake (Wilson '88) Heptagonal Games champion, while attending Princeton University

Jumping Events

High Jump

1. **PHYLLIS BLUNSTON** (Crenshaw '79) was a California State Community College champion at El Camino CC (1980) and twice a National Collegiate medallist at Cal State Bakersfield (1981-82), placing second in the latter year. She placed fourth or better in National TAC Championships between 1981 and 1987, qualifying her to represent the U.S. in four Olympic Festivals, the Pan-American Games, World University Games and World Championships, while rating in the top five in the nation in five different years.
2. **TERREZENE BROWN** (Dorsey '63) twice placed in the National AAU Women's Championships, including second place in 1964. The same year she finished second at the Olympic Trials, which qualified her for the Tokyo Olympics, where she reached the final round. That summer she also competed in the USA-USSR dual meet.
2. **JEAN GAERTNER** (Washington '56) not only was an Olympian in volleyball, but was a national medallist in this event while still a high schooler in 1956. Four years later she was third in both the National AAU Championships and Olympic Trials, enabling her to compete in the Rome Olympics of 1960.

Long Jump

1. **JODI ANDERSON** (Washington '76), after a record-breaking high school career, she was the best U.S. long jumper in the 1977-1982 period, achieving four #1 U.S. rankings, not to mention five consecutive world top nine ratings. Along the way she was twice National Collegiate Champion at Cal State Northridge and four times National TAC winner, with nine national medals in total. Just missing the Olympic team, by placing fourth (as a high schooler) in 1976 and again in 1984, she dominated the 1980 Trials. Unfortunately, the U.S. boycotted the Moscow Olympics Games that year, leaving Jodi unable to prove her world class stature. She twice broke the American record by leaping 22'7½" and 22'11½", the first woman over 7 meters, and finished second in the World Cup of 1981, as well as defeating the top USSR women in the 1978 dual meet. She exceeded 22'7½" in four different years, even while dividing her time with the heptathlon, sprints and other events.
2. **GWEN LOUD** (Westchester '79) was a three-time Collegiate finalist and National Champ at the U. of Hawaii (1984). She was also an eight-time TAC National finalist, placing as high as third in 1983 and 1989. This qualified her to compete in the Olympic Festival, Pan-American Games and Olympic Trials (fifth in 1980). Eleven times she was ranked in the top ten in U.S. ratings. Her best was 22'1", but she exceeded 21 feet in nine different seasons.

Triple Jump

1. **RENITA ROBINSON** (Manual Arts '84) after winning National Junior and State Community College Championships at El Camino CC in 1986 and an NCAA title at Nebraska U. in 1989, she was a four-time medallist at the National TAC Championships. She ranked in U.S. to eight in four different seasons, including second rank in 1989, and won the Olympic Trials special in 1988 (but there was no Olympic triple jump for women that year). Her best of 44'0.75" (44'7.5" wind-aided) was fourth best U.S. jump all-time.
2. **VANITTA KINARD** (El Camino Real '93), after taking the California State Community College title in 1995, she garnered two NCAA medals. (fourth and third, respectively in 1996 and 1997) and Big-12 champ in the latter year at Kansas State U. Her 1997 season, which included a 45'1.75" lifetime best and fourth in the UST&F Nationals, got her a ranking of fourth best in the nation.

Lillian Copeland, Gwen Loud, Phyllis Blunston, (left to right) & (bottom) Earlene Brown

20th CENTURY TEAM SELECTIONS

Girls Track & Field

Sprints note: ** = did not represent her school

100 yard/100 meter Dash

1. GWEN LOUD (Westchester '79), in a single season after transferring in her senior year, won both City and State in meet record times. Her personal best of 10.62 ranked third all-time on the national best performance lists for 100 yards, while her 100m 11.57 was seventh best all-time on the same lists.

2. DENEAN HOWARD (Kennedy '82) was second two years in the State Meet after finishing first and second in City. Her 100 meter PR of 11.77 (wind-aided 11.64) was sixteenth on national lists.

** ANNE VRANA (Fremont '29), in a very brief 1928 season; long before girls high school sports, won the Southern California AAU meet in American Women's Record time, finished second and third, respectively, in the Western and Final Olympic Trials, then competed in the Olympic Games at Amsterdam. Her best 100m was 12.3.

2. CHEWUAKII KNIGHTEN (Locke '85) ran second, first and second in City, then fourth and second in State the last two years. Her 100m best of 11.75 ranked sixth nationally in junior year. She also had a wind-assisted 11.59 best.

2. KIM ROBINSON (Westchester '77) finished third, second and first in the City 100 yard Finals, followed by third, fourth and second in State. In her senior year she had national leading 10:56 100 meters, plus 100 yard bests of 10.8 and windy 10.56.

Others considered: Pam Waters (Bell '76); Sherri Howard (Kennedy '80)

220 yard/200 meter Dash

1. DENEAN HOWARD (Kennedy '82) set City Meet records twice, then followed with State Meet wins in both years. Her 23.40 and 23.25 200 meter bests in those years were best in the nation and sixth best of all-time in both cases. She was selected as National High School Athlete of Year, based on her sprint performances.

2. SHERRI HOWARD (Kennedy '80), though in the section one year after transferring, she broke the National Record in winning the first State 200 meter title, after winning City. Her four times under 23.6 and her national leading 23.19 (third best all-time), helped get her chosen as National Athlete of the Year.

3. PAM WATERS (Bell '76) set the City Meet 220 yard record twice, followed by two State Championships and a National AAU Junior title. Her best of 24.4 each year, were 10th & 15th nationally.

3. GWEN LOUD (Westchester '79) set City and State Meet records in her senior year, with personal bests of 23.42 and wind-assisted 23.27 for 220 yards, with led the nation and fourth best all-time.

Others considered: Angela Rolfe (Dorsey '89); Kim Robinson (Westchester '77)

440 yard/400 meter Dash

1. DENEAN HOWARD (Kennedy '82) set a City Meet record in winning the 400 meters twice, then set meet and national record in dominating the State Meet twice. Her speedy 51.40, 51.65 and 50.87 times ranked second; second and first (first all-time) on national best performance lists, running under 52 seconds seven times!

2. VALERIE BRISCO (Locke '78) was City champ twice, once with a meet record, and also State champ twice, once with a National Record. Her bests of 54.15 for 400 meters and 53.70 at 440y, rated fifth and eighth in her junior and senior years.

2. SHERRI HOWARD (Kennedy '80) passed up this event at the championship level to concentrate at shorter sprints in high school events, but ran 51.48 at 400 meters (first nationally, third all-time) and six times under 52.99 in one year.

2. CHEWUAKII KNIGHTEN (Locke '85) won City three times, including one meet record, and won State twice after placing second as a sophomore. Her yearly 400m bests of 53.27, 52.32 and 53.27 were second, first and second (10th all-time) nationally.

2. ANGELA ROLFE (Dorsey '89) won City and State Championships three times each. 400 meter yearly personal bests were 53.55, 54.17 and 53.97 ranking third and first nationally in her sophomore and senior years, respectively.

Best All-Around Sprinters: Denean Howard, Sherri Howard, Angela Rolfe and Chewuakii "Choo Choo" Knighten

Hurdles

80 yard/110 yard/100 meter Hurdles (30" & 33")

1. CHEWUAKII KNIGHTEN (Locke '85) set meet records twice in winning three City titles, then placed first and third in her last two years in the State Championships. Yearly bests of 14.04, 13.88 and 13.49 garnered tenth, tenth and second (fourth all-time) on respective national lists for 100 meter/30 inch hurdles.

2. KELLEY PEACOCK (Van Nuys '86), after finishing second and first in City, she placed fourth and third in the State 100m hurdles. She ran bests of 14.41 (13.87 wind-aided) and 14.01 in successive years, the latter rating tenth best nationally.

3. SHA-RI PENDLETON (Fremont '81), after winning two City Championships, place fourth in State twice. With personal bests of 14.26 and 14.03, she ranked 22 and 17 on national 100/30" lists.

Others considered: Jodi Anderson (Washington '76); Michelle Jerold (University '79); LaTanya Davenport (Locke '89)

300 meter Hurdles (30")

1. MILLISSA KING (Fremont '84) got City gold twice, once with a meet record, and was third in State as a senior. She achieved national rankings of 25th and 7th (all-time fifteenth) with yearly bests of 43.75 and 42.55

2. FRANCES SANTIN (Taft '98) won three City titles and two State medals (sixth and fifth), yearly bests of 45.90, 43.47 and 42.60 and a national list ranking of 13th in her senior year.

Others considered: Cynthia Cooper (Locke '81); Kelley Peacock (Van Nuys '86); Laura Ainsworth (Fremont '87)

Best All-Around Hurdlers: Kelley Peacock, Frances Santin



CITY SECTION GREATS

(left to right):

Angela Rolfe

Sherri Howard

Chewuakii "Choo Choo" Knighten

Kelley Peacock



LOS ANGELES CITY SECTION GIRLS TRACK & FIELD

Long Distance Races note: ** = did not represent her school

880 yard/800 meter Runs

1. **TRESCIA PALMER** (Westchester '83), after finishing second in City two years, as a senior set a still unbroken City meet record of 2:06.57 for 800 meters, which ranked fourth that year. As a soph and junior she ran 2:10.51 and 2:06.07, which ranked 20th and 3rd nationally. At State she placed 6th, 3rd and 2nd.
2. **KIM McALISTER** (Locke '88) was first and second in City, followed by first and fourth in State. In three years she had personal bests of 2:12.36, 2:11.0, (which ranked 19th and 8th, nationally) and 2:14.17 for 800 meters.

** **JUDY SHAPIRO** (Verdugo Hills '60), long before girls school track and the first year women were allowed to run distance races in organized competition, was one of top half-milers in the nation, with a best of 2:19.5, and placed fourth in the U.S. Final Olympic Trials at 800 meters.

3. **CARLA JOHNSON** (Manual Arts '81) set a City Championship record in winning that meet twice and place fourth in State as a junior. Her yearly bests of 2:11.29 and 2:10.29 for 800 meters were 29th and 20th, respectively, on the national lists.

Others considered: Tiffany Burgess (Birmingham '99)

One Mile/1500 meter/1600 meter Runs

** **MAUREN DICKSON** (Westchester '69), as a high school junior, was a medalist in the National AAU Indoor (4th) and Outdoor (3rd) Mile, and was the fourth woman in U.S. history to break five minutes for a mile. She had bests that year of 4:58.2 for a mile and 4:37.3 at 1500 meters.

1. **ROBIN SNOWBECK** (University '92) was City Champion three consecutive years, then fourth and sixth in State her final two years. Her personal best for 1600 meters was 4:55.30, while her 1500 meter best of 4:37.6, as a senior, was 15th nationally.

2. **PAULA BRESNAN** (Kennedy '83) was second and first in the City Finals, then was third in State as a senior. Her 4:45.02 for 1600 meters in the latter meet, ranked eighth on the 1983 yearly list and eighteenth fastest all-time.

2. **CHRIS GILBREATH** (Westchester '79) set the City Meet record of 4:58.6 in her senior year, which is unbroken after two decades, though the time was made at the longer mile distance.

2. **ROSETTA HUNTER** (Locke '90) was City Champ three years, then fourth and third in State her final two years. Her yearly top times were 5:05.51, 4:58.26 and 5:00.28 for 1600 meters.

Others considered: Tiffany Burgess (Birmingham '99)

Two Mile/3000 meter/3200 meter Runs & Cross-Country

** **MAUREN DICKSON** (Westchester '69) finished 28th and third in the National AAU Women's Cross-Country Championships, and followed with an astonishing second in the World Cross-Country Meet while still in high school.

** **MARIA STEARNS** (Westchester '69), Dickson's classmate, was an inspiring fifth in the National AAU Women's Championships and nineteenth in the World Cross-Country race, while a junior.

1. **KATIE DUNSMUIR** (Palisades '83), though hampered by illness and injury, was third and second in City, with yearly bests of 10:50.01 and 10:34.8, the latter 11th ranked nationally and 40th best of all-time. She was also second twice in City Cross-Country and set the Mt. SAC Invitational course record.

2. **PAULA BRESNAN** (Kennedy '83) was fourth and first in City, with a meet record as a senior, with yearly bests of 11:25.17 and 10:34.8, the latter ranking 11th nationally (40th all-time).

3. **JANINE WALTHER** (Chatsworth '83) was first and third in City, with a meet record as a junior, plus sixth in State. She was also first twice in City Cross-Country. Her 10:39.97 for 3200 meters as a senior, ranked 23rd in the national list.

Others considered: Deloria Hobson (Canoga Park '78)

Best All-Around Distance Runners: Maureen Dickson, Tiffany Burgess, Rosetta Hunter, Paula Bresnan

Jumps

High Jump

1. **KIM MADDOX** (Los Angeles '76) won two City Championships, the first with a meet record and set State Meet record as well, in her junior year, of 5'8" (fifth best on national best list).

2. **LINDA SOJA** (Polytechnic '80) was first, second and first in City Finals, but placed in State only in her senior year (6th). That year she meet records for the City, which has remained unbroken for 20 years, and the prestigious Arcadia Invitational of 5'10", which ranked twelfth nationally.

3. **LORI MERTES** (Chatsworth '90) was consecutively first, second and first in City, and twice placed in State (sixth and fifth). Her junior best of 5'10½" ranked her 12th nationally that year.

Others considered: Eugenia Miller (Crenshaw '87); Melanie Clarke (El Camino Real '89)

Long Jump

1. **JODI ANDERSON** (Washington '76) set City Meet records twice in winning three times and followed with three more State titles, including the first ever National Record for girls in that meet, as a sophomore. Her 10th & 11th grade bests of 19'7 and 20'8½", respectively, ranked second each year nationally.

2. **GWEN LOUD** (Westchester '79) set City and State Meet records in her only year in the L.A. Section. Her 20'4½" in the latter meet rated fourth best nationally and ninth best all-time.

3. **JOANNA HARPER** (Fremont '80) won City, followed by fourth and third in State, in her sophomore and senior seasons. Her personal best of 20'3½" in final year, ranked fourth in the nation (twentieth best of all-time, nationally).

Others considered: Lynnette Christian (Dorsey '89); Sonya Bryant (Banning '91)

Triple Jump

1. **RENITA ROBINSON** (Manual Arts '84), though there was no City competition in this event at this time, she placed third in fifth in the State Meet, with personal bests of 39'8" and 40'2", which ranked sixth nationally (11th all-time) on yearly lists.

Others considered: Angela Hill (Lincoln '87); Vannita Kinard (El Camino Real '93)

Best All-Around Jumpers: Renita Robinson, Linda Soja, Fabiola Medina (Garfield '92),

Weight Events

Shot Put (8 pound & 4 kilogram)

1. **JENNIFER COSBY** (Granada Hills sophomore '98, Cleveland '2000), through her junior year, had already won three City Championships and placed fifth twice in the California State Meet. She was never under 43 feet in major meets and has approached the City Meet Record in her junior year. She bettered the City Record twice.

2. **YOLANDA FLETCHER** (Crenshaw '81), after finishing second as a sophomore, was first in the City Finals twice, setting the meet record, with the 4kg shot, in her senior year. She placed fourth and third in two State Meets. Her 44'9" and 45'7½" personal best in her final two years, both ranked fourteenth on yearly best performance list nationally (1980 and 1981).

3. **LYNN RICHARDSON** (Jefferson '79) was fourth, second and first in the City Finals, the last year with eight-pound shot record of 47'2½", which ranked her tenth on the national best performance list for 1979. She was sixth in the State Meet as a junior.

3. **VERA PEKO** (Carson '74) set the inaugural City Meet Record and placed second in the State Meet, with a personal best of 46'8½", which rated third nationally for the eight-pound shot.

Best All-Around Throwers: Sonia Yanez (Garfield '82), Tama Levine (Monroe '67) and Melissa Hake (Wilson '88)

CITY SECTION GREATS

(left to right):

Tiffany Burgess

Linda Soja

Jennifer Cosby

